

Loop-tree duality from cusps and edges

William J. Torres Bobadilla^a

^a*Max-Planck-Institut für Physik, Werner-Heisenberg-Institut, 80805 München, Germany.*

E-mail: torres@mpp.mpg.de

ABSTRACT: The causal representation of multi-loop scattering amplitudes, obtained from the application of the loop-tree duality formalism, comprehensively elucidates, at integrand level, the behaviour of only physical singularities. This representation is found to manifest compact expressions for multi-loop topologies that have the same number of *cusps*. Interestingly, integrands considered in former studies, with up-to six cusps and L internal lines, display the same structure of up-to four-loop ones. The former is an insight that there should be a correspondence between cusps and the collection of internal lines, *edges*, that characterise a multi-loop topology. By virtue of this relation, in this paper, we embrace an approach to properly classify multi-loop topologies according to cusps and edges. Differently from former studies, we consider the most general topologies, by connecting cusps and edges in all possible ways. Likewise, we provide a procedure to generate causal representation of multi-loop topologies by considering the structure of causal propagators. Explicit causal representations of loop topologies with up-to nine cusps are provided.

Contents

1	Introduction	1
2	Loop-tree duality formalism	3
2.1	Notation	3
2.2	Maximal loop topology	4
3	Causal representation of Feynman integrands	6
3.1	Next-to Maximal and Next-to-Next-to Maximal loop topologies	6
3.2	Removing and collapsing procedures	8
3.2.1	Removing	8
3.2.2	Collapsing	10
4	Five-cusp topologies and beyond	11
4.1	Causal representation of five-cusp topologies	11
4.2	Causal propagators beyond five cusps	14
5	Causal representation of loop topologies without LTD	16
6	Conclusions	21

1 Introduction

In the recent years, the calculation of physical observables, relevant for high-energy physics colliders, turns everyday to be more challenging due to the high precision the current experiments are demanding [1, 2]. The Next-to-Leading Order (NLO) revolution, originated by extremely clever ideas, opened a street, based on formal aspects of scattering amplitudes, to provide several phenomenological calculations. In effect, the various ingredients that need to be taken into account were understood and automated in several frameworks [3–9]. Since many of these methods promote the space-time dimension from four to d , new reformulations that aim at a local cancellation without altering the dimension are yet under study [10–28].

In view of the Next-to-Next-to-Leading Order (NNLO) revolution, many ingredients have to be ready to properly get combined and also allow for a synergy with the results delivered by the experiments. Among the several obstacles that prevent the NNLO revolution, we would like to emphasise the role in the evaluation of multi-loop Feynman integrals that is drawing the attention in the scientific community [29–33] where the number of kinematic invariants starts increasing. Nonetheless, analytic or numerical evaluation of dimensionally regulated

multi-loop Feynman integrals with several internal masses is still a bottleneck that must be sorted out [34–46].

In light of providing an alternative approach to the numerical evaluation of multi-loop Feynman integrals, we elaborate on the loop-tree duality (LTD) formalism [47–51]. The LTD formalism, based on the Cauchy residue theorem, can be realised as an operation that opens loops into trees and, due to the way how it is formulated, it is always possible to integrate out the energy component of the loop momenta in any multi-loop Feynman integral. As a byproduct of this operation, one passes from Minkowski to Euclidean space, allowing in this way to compactify all the physical information in spatial components. In other words, a d -dimensional Feynman integral in Minkowski space, after making use of the LTD formalism, is expressed only in terms of the spatial components of the loop momenta. In fact, the use of the LTD formalism allows to bypass the standard parametrisation of Feynman integrals in terms of the two Symanzik polynomials (see [52] and references therein) and permits to integrate in Euclidean space. Several phenomenological applications by using LTD, performed at one and two loops [53–57], allow for a reformulation of this formalism [58–62] and motivate alternative studies [63–69].

Recently, it has been observed that the application of the LTD formalism on multi-loop Feynman integrands leads to a causal representation displaying only physical information [58, 59]. In effect, these integrands, written in terms of causal propagators, allow for a smooth numerical evaluation, avoiding in this way numerical instabilities, as discussed in [60]. An alternative approach to our causal representation of Feynman integrands was also presented in Ref. [66] by means of H surfaces, which, within our framework, corresponds to causal propagators.

Inspired by the compact representation found in Ref. [60], for multi-loop MLT, NMLT and N^2 MLT configurations, it is desirable to understand the reason of the same structure of the causal representation, regardless of the loop order. To this end, in this paper, we classify the loop topologies according to the number of *cusps* and *edges*. For instance, an N^k MLT configuration will have $k + 2$ cusps, and the number of edges will correspond to the number of connections between cusps in a topology. Besides, we elaborate on the most general topology generated from a given number of cusps and all possible edges. The motivation of doing so is to obtain the simplest and most compact formulae for the causal representation of the loop topology, in such a way that topologies made of less number of cusps and edges can be generated from the latter one by applying certain procedures.

Furthermore, to relate loop topologies through cusps and edges, we introduce two procedures: *removing* and *collapsing*. The former procedure removes edges by keeping fixed the number of cusps, whereas the latter collapses a cusp by removing it as well as the edges it is connected. These two procedures allows to generate any kind of topology built from a given number of cusps and allows for a validation of our new results. Then, with the pattern displayed by these procedures in the causal representation, we provide the most general formulae for topologies with up-to nine cusps. The latter, in the most general case, corresponds to a topology at twenty-eight loops.

This paper is organised as follows. In Sec. 2, we recap the main features of the LTD formalism, briefly review the causal representation of the MLT configuration, and introduce the notation in terms of cusps and edges. Then, in Sec. 3, with the new notation, we provide the causal representation of NMLT and N²MLT and introduce the procedures: *removing* and *collapsing*. In Sec. 4, from the knowledge of the former sections, we generate the most general topology of five cusps and apply the removing and collapsing procedures. Besides, we provide a general procedure to generate the causal representation of any loop topology. Then, with the findings of Secs. 3 and 4, in Sec. 5, we provide causal representations of topologies with up-to nine cusps, by only considering relations among causal propagators. Finally, in Sec. 6, we draw our conclusions and discuss the future research directions.

2 Loop-tree duality formalism

2.1 Notation

In this section, we set the notation and recap the main features of the representation of the loop-tree duality (LTD) formalism by the application of nested residues. Since the main idea of LTD is opening loops into connected trees, let us start the discussion with a generic N -point integral at L loops, in the Feynman representation,

$$\mathcal{A}_N^{(L)}(1, \dots, r) = \int_{\ell_1, \dots, \ell_L} d\mathcal{A}_N^{(L)}(1, \dots, r), \quad (2.1)$$

where, to simplify the notation in the integration measure, we define $\int_{\ell_s} \equiv -i\mu^{4-d} \int d^d \ell_s / (2\pi)^d$ and,

$$d\mathcal{A}_N^{(L)}(1, \dots, r) = \mathcal{N}(\{\ell_i\}_L, \{p_j\}_N) \times G_F(1, \dots, r), \quad (2.2)$$

in which, the integral is understood as an L -loop topology with r internal lines. The numerator \mathcal{N} is a function of the loop and external momenta and is given by the Feynman rules of the theory. The function G_F collects all the Feynman propagators of the topology,

$$G_F(1, \dots, r) = \prod_{i \in 1 \cup 2 \dots \cup r} (G_F(q_i))^{\alpha_i}, \quad (2.3)$$

where α_i are the powers of the propagators and,

$$G_F(q_i) = \frac{1}{q_i^2 - m_i^2 + i0} = \frac{1}{\left(q_{i,0} + q_{i,0}^{(+)}\right) \left(q_{i,0} - q_{i,0}^{(+)}\right)}, \quad (2.4)$$

the usual Feynman propagator of a one single particle, with m_i its mass, $+i0$ the infinitesimal imaginary Feynman prescription and,

$$q_{i,0}^{(+)} = \sqrt{\mathbf{q}_i^2 + m_i^2 - i0}, \quad (2.5)$$

the on-shell energy of the loop momentum q_i written in terms of the spatial components \mathbf{q}_i . Let us remark that the dependence on the energy component of the loop momenta $q_{i,0}$ is completely pulled out. This is done, in order to apply the Cauchy residue theorem and integrate out one degree of freedom: the energy component of each loop momentum. Hence, when taking the nested residue [62], one selects the poles with negative imaginary part in the complex plane of the energy component of the loop momentum that is integrated, as extensively explained in Ref. [59].

Hence, the dual representation of the integrand (2.2), after setting on shell the propagators that depend on the loop momentum q_{i_1} , is defined as follows,

$$\mathcal{A}_D^{(L)}(1, \dots, r) \equiv \sum_{i_1 \in 1} \text{Res} \left(d\mathcal{A}_N^{(L)}(1, \dots, r), \text{Im}(q_{i_1,0}) < 0 \right), \quad (2.6)$$

where the factor $-2\pi i$ that comes from the Cauchy residue theorem is absorbed in the definition of the integration measure as shall be noted in the following. This residue corresponds to integrating out the energy components of the loop momenta. Thus, we can introduce the nested residue as,

$$\mathcal{A}_D^{(L)}(1, \dots, s; s+1, \dots, r) \equiv \sum_{i_s \in s} \text{Res} \left(\mathcal{A}_D^{(L)}(1, \dots, s-1; s, \dots, r), \text{Im}(q_{i_s,0}) < 0 \right), \quad (2.7)$$

where the iteration goes until the s -th set and corresponds to setting simultaneously L lines on shell. The latter is equivalent to open the loop topology (or amplitude) into connected trees.

Finally, with the integration of the energy component of the loop momentum, one passes from Minkowski to Euclidean space. In the following, we use the abbreviation,

$$\int_{\vec{\ell}_s} \bullet \equiv -\mu^{d-4} \int \frac{d^{d-1}\ell_s}{(2\pi)^{d-1}} \bullet, \quad (2.8)$$

for the $(d-1)$ -momentum integration measure.

2.2 Maximal loop topology

The novel representation of the LTD formalism has displayed very interesting properties at integrand level. In particular, the causal structure of integrands allows for a smooth numerical evaluation and, therefore, a numerical integration. In this section, we briefly recall the main results obtained in [59, 60] w.r.t. the Maximal loop topology and set the notation for the following sections.

Interestingly, the LTD formalism has been observed to work at the level of cusps, where the causal thresholds are generated, and is independent of the number of loops. Namely, the structure of the integrand, after cancellations at intermediate steps, manifest the same causal structure independently on the number of internal lines, provided that the number of cusps remains the same.

Let us review the simplest topology generated with two cusps,¹ the Maximal loop topology (MLT), originally studied in [59], whose causal representation, after applying the LTD theorem, is,

$$\mathcal{A}_{\text{MLT}}^{(L)} = - \int_{\ell_1, \dots, \ell_L} \frac{1}{x_{L+1}} \left(\frac{1}{\lambda_1^+} + \frac{1}{\lambda_1^-} \right), \quad (2.9)$$

with $x_s = \prod_{i=1}^s 2q_{i,0}^{(+)}$.

In Eq. (2.9), it is understood an L -loop two-point function, with the explicit dependence of the energy of the external momentum p_1 in the causal propagator $\lambda_1^\pm = q_{(1,\dots,L+1)}^{(+)} \pm p_{1,0}$, with $q_{(1,\dots,L+1)}^{(+)} = \sum_{i=1}^{L+1} q_{i,0}^{(+)}$. Here, and in the following, we use λ_i^\pm to refer to the i -th causal propagator, with “ \pm ” the direction flow w.r.t. the external momenta, as discussed below. All causal propagators are expressed as sums of $q_{i,0}^{(+)}$, $q_{i_1,0}^{(+)} + q_{i_2,0}^{(+)} + \dots + q_{i_r,0}^{(+)}$, allowing for a smooth numerical evaluation of the integrand. Let us remark that the application of LTD on a Feynman integrand generates independent terms, obtained from Eq. (2.7), that are contaminated by non-causal propagators, $q_{i_1,0}^{(+)} - q_{i_2,0}^{(+)} + \dots - q_{i_r,0}^{(+)}$, and correspond to spurious singularities, whose dependence is completely dropped in the full sum of contributions (see Ref. [60, Fig. 1]).

The structure of λ_1^\pm exactly corresponds to having all internal lines aligned in the same direction,

$$\mathcal{A}_{\text{MLT}}^{(L)} = \text{[Diagram 1]} + \text{[Diagram 2]}, \quad (2.10)$$

where the two possible directions of the internal lines depend on the flow of the external momentum. Hence, assuming that the two-point function is characterised by only one independent external momentum, p_1 , one has two contributions, when the energy of the incoming particle is positive, λ_1^+ , or negative, λ_1^- . The former and the latter contributions are understood, respectively, in Eq. (2.9). Notice that due to the way how $q_{i,0}^{(+)}$'s have been defined, within LTD, they are always positive quantities. Therefore, the appearance of thresholds comes only from the structure of the energy of the external momenta,

$$\begin{aligned} \lambda_1^+ &\rightarrow \text{threshold if } p_{1,0} > 0 : & q_{(1,\dots,L+1)}^{(+)} &= p_{1,0}, \\ \lambda_1^- &\rightarrow \text{threshold if } p_{1,0} < 0 : & q_{(1,\dots,L+1)}^{(+)} &= -p_{1,0}. \end{aligned} \quad (2.11)$$

Let us emphasise that the representation of Eq. (2.9) is valid at all loop orders and it is obtained by the nested application of the Cauchy residue theorem, as discussed in the former section.

¹These kinds of diagrams with L internal lines are usually called multi-loop sunrise or multi-banana diagram.

To obtain expression (2.9), we parametrise, without loss of generality, all internal lines of an L -loop MLT as $q_i = \ell_i$, with $i = 1, \dots, L$, and $q_{L+1} = -\sum_{i=1}^L \ell_i - p_{1,0}$. Therefore, in view of this pattern that is supported by factorisation and convolution identities, we define an *edge* as a set of internal lines, in which all elements connect two cusps,

$$\text{thick line} \equiv \text{circle with diameter } s \text{ and arcs } 1, \dots, s+1, \quad (2.12)$$

where the thick line in the l.h.s. corresponds to the collection of $s + 1$ internal lines aligned in the same direction when external momenta are attached to both cusps. We remark that, independently of the number of internal lines (set elements), momentum conservation has to be satisfied in each cusp.

3 Causal representation of Feynman integrands

In Ref. [60], it was studied the causal structure of topologies with up to four cusps, Next-to-Maximal (NMLT) and Next-to-Next-to-Maximal (N^2 MLT) loop topologies, where a definition and identification of entangled causal propagators were provided. In this section, we recap the results for the NMLT and N^2 MLT configurations and establish two operations, *removing* and *collapsing*, to relate topologies with different number of edges and cusps. In fact, as shall be described in the next sections, the more knowledge we have on an N^k MLT configuration, the more applications we can find out of it.

3.1 Next-to-Maximal and Next-to-Next-to-Maximal loop topologies

Following the notation of Eq. (2.12), we construct a topology made of three cusps,

$$\mathcal{A}_{\text{NMLT}}^{(L)} = \text{triangle}(p_1, p_2, p_3; s_1, s_2, s_3) = \text{three diagrams with red circles} + \text{reverse}, \quad (3.1)$$

where “reverse” corresponds to changing the direction flow in the internal and external lines. Additionally, the red circles in the corners correspond, as in the MLT configuration (2.10), to causal propagators. The main difference of this topology, as well as others with more than two cusps, w.r.t. the MLT configuration is the presence of entangled causal thresholds. For instance, each diagram in the r.h.s. of Eq. (3.1) contains simultaneously two causal propagators, making its causal representation a bit more involved,

$$\mathcal{A}_{\text{NMLT}}^{(L)} = \int_{\ell_1, \dots, \ell_L} \frac{1}{x_{L+2}} \left(\frac{1}{\lambda_1^+ \lambda_2^-} + \frac{1}{\lambda_1^+ \lambda_3^-} + \frac{1}{\lambda_2^+ \lambda_3^-} + (\lambda_i^+ \leftrightarrow \lambda_i^-) \right)$$

$$= \int_{\ell_1, \dots, \ell_L} \frac{1}{x_{L+2}} \sum_{\substack{i,j=1 \\ j \neq i}}^3 \frac{1}{\lambda_i^+ \lambda_j^-} . \quad (3.2)$$

The pictorial representation (3.1) or, equivalently, the expression of Eq. (3.2) is obtained from the application of LTD, with no loss of generality, at one loop, clearly yielding to the known parametric form of NMLT. Let us remark that this approach is different from the one in [60], where the use of the application of LTD is carried out at three loops. The causal propagators λ_i^\pm of this topology are expressed as follows,

$$\lambda_1^\pm = q_{(1,3),0}^{(+)} \pm p_{1,0} , \quad \lambda_2^\pm = q_{(1,2),0}^{(+)} \pm p_{2,0} , \quad \lambda_3^\pm = q_{(2,3),0}^{(+)} \pm p_{3,0} , \quad (3.3)$$

where, as mentioned in the former section, $q_{s_i,0}^{(+)} = \sum_{i \in s_i} q_{i,0}^{(+)}$, contains all internal lines that connects two cusps. In effect, the causal propagators of Eq. (3.23) of Ref. [60] can be extracted by considering the sets $s_1 = \{1, 2\}$, $s_2 = \{12\}$ and $s_3 = \{3, \dots, L+1\}$.² Also, we make explicit the dependence on the three external momenta, which are related by momentum conservation $p_1 + p_2 + p_3 = 0$.

Let us now draw the attention to a topology built from four cusps, which corresponds to the N²MLT configuration. By connecting all cusps themselves, one finds,

$$\mathcal{A}_{\text{N}^2\text{MLT}} = \begin{array}{c} \begin{array}{ccccc} & & s_2 & & \\ p_2 \rightarrow & \text{---} & & \text{---} & p_3 \\ & s_6 & & & \\ & \diagdown & & \diagup & \\ s_1 & & s_3 & & \\ p_1 \rightarrow & \text{---} & & \text{---} & p_4 \\ & s_5 & & & \\ & \diagup & & \diagdown & \\ & s_4 & & & \end{array} & = & \begin{array}{c} p_2 \\ \downarrow \\ \begin{array}{c} s_1 \quad s_6 \quad s_2 \\ \diagup \quad \downarrow \quad \diagdown \\ s_4 \quad s_3 \\ \diagdown \quad \uparrow \quad \diagup \\ p_1 \quad s_5 \quad p_3 \end{array} \end{array} , \quad (3.4)$$

where the r.h.s. clearly is the “planarised” form of the l.h.s. and this topology is often called Mercedes-Benz-like diagram. The causal representation of the N²MLT configuration is found to be,

$$\mathcal{A}_{\text{N}^2\text{MLT}} = - \int_{\ell_1, \dots, \ell_L} \frac{1}{x_{L+3}} [L_{12}^+ \Lambda_{34}^- + L_{13}^+ \Lambda_{24}^- + L_{23}^+ \Lambda_{14}^- + (\lambda_i^+ \leftrightarrow \lambda_i^-)] , \quad (3.5)$$

with the shorthand notation,

$$\Lambda_{ij}^\pm = \left(\frac{1}{\lambda_i^\pm} + \frac{1}{\lambda_j^\pm} \right) , \quad L_{ij}^\pm = \frac{1}{\lambda_{ij}^\pm} \left(\frac{1}{\lambda_i^\pm} + \frac{1}{\lambda_j^\pm} \right) . \quad (3.6)$$

We also suggestively name the causal propagators λ_i and λ_{ij} , according to their dependence on the external momenta, p_i and $p_{ij} = p_i + p_j$, respectively,

$$\begin{aligned} \lambda_1^\pm &= q_{(1,4,5),0}^{(+)} \pm p_{1,0} , \\ \lambda_2^\pm &= q_{(1,2,6),0}^{(+)} \pm p_{2,0} , \end{aligned} \quad \lambda_{12}^\pm = q_{(2,4,5,6),0}^{(+)} \pm p_{12,0} ,$$

²We closely follow the notation of Ref. [60], where $i \equiv \ell_i$, $12 \equiv -\ell_1 - \ell_2 + p_2$ and $L+1 \equiv -\sum_{i=1}^L \ell_i - p_1$.

$$\begin{aligned}
\lambda_3^\pm &= q_{(2,3,5),0}^{(+)} \pm p_{3,0}, & \lambda_{13}^\pm &= q_{(1,2,3,4),0}^{(+)} \pm p_{13,0}, \\
\lambda_4^\pm &= q_{(3,4,6),0}^{(+)} \pm p_{4,0}, & \lambda_{23}^\pm &= q_{(1,3,5,6),0}^{(+)} \pm p_{23,0},
\end{aligned} \tag{3.7}$$

with the momentum conservation $p_1 + p_2 + p_3 + p_4 = 0$. Allowing, in this way, to express $\mathcal{A}_{\text{N}^2\text{MLT}}$ in the most compact form,

$$\mathcal{A}_{\text{N}^2\text{MLT}} = - \int_{\ell_1, \dots, \ell_L} \frac{1}{x_{L+3}} \sum_{i=1}^4 \sum_{\substack{k=1 \\ j=i+1}}^4 L_{ij}^+ \frac{1}{\lambda_k^-}. \tag{3.8}$$

In order to read this sum, one has to take into account that, because of momentum conservation,

$$\lambda_{34}^\pm = \lambda_{12}^\mp, \quad \lambda_{14}^\pm = \lambda_{23}^\mp, \quad \lambda_{24}^\pm = \lambda_{13}^\mp. \tag{3.9}$$

The expression (3.5) is obtained by applying the LTD theorem on the three-loop Mercedes-Benz like diagram, whose internal lines are expressed by convenience as,

$$\{q_1, \dots, q_6\} = \{\ell_1, \ell_2, -\ell_2 + \ell_3 - p_3, \ell_1 - \ell_3 - p_1, \ell_3, -\ell_1 + \ell_2 - p_2\}. \tag{3.10}$$

Let us remark that although we apply LTD on this topology with six internal lines, the very same behaviour, independently of the loop order, is identical when each edge contains more than a single element.

The notation λ_i^\pm in Eq. (3.7) is slightly different to the one found in Ref. [60], which is due to the way how the internal sets s_i have been constructed. In particular, the extension to L loops in the latter was only carried out in the set s_5 , by considering $s_5 = \{4, \dots, L+1\}$, while each of the other sets contains only one element. Hence, the notation,

$$q_{(i_1, i_2, \dots, i_r), 0}^{(+)} = \sum_{k \in i_1 \cup i_2 \cup \dots \cup i_r} q_{k, 0}^{(+)}, \tag{3.11}$$

is straightforwardly extended.

3.2 Removing and collapsing procedures

The causal representation of N^2MLT displays a much richer structure than the NMLT configuration. It is for this reason that the question about the existence of a relation among these loop topologies, and extension to others with higher orders in edges and cusps, is well posed. Then, to understand this pattern, we give a preliminary answer to the latter by introducing two procedures at the level of the topologies: *removing* and *collapsing*.

3.2.1 Removing

In order to start this discussion, let us recap the way how the causal representation of the NMLT and N^2MLT configurations have been generated. In particular, the NMLT configuration was obtained through the application of LTD on a one-loop three-point scalar integral,

whereas the $N^2\text{MLT}$ configuration was generated by the application of LTD on a three-loop three-point scalar integral. However, the very same structure of both integrands holds when more internal lines are included and it is the reason for working with edges in the present manuscript. Notice that the only difference when considering more internal lines (or more elements in the edges) is the presence of additional $q_{i,0}^{(+)}$'s in the definition of λ_i^\pm . Hence, understanding the removing operation of elements in an edge is straightforward: one sets the corresponding $q_{i,0}^{(+)} \rightarrow 0$. Interestingly, this operation can also directly be applied on edges, taking into account that the resulting topology, after the removing, cannot be disconnected.

Then, with this procedure, we consider the $N^2\text{MLT}$ topology and remove, with no loss of generality, the edges s_5 and s_6 (see Eq. (3.4)). This procedure corresponds to setting $q_{s_5,0}^{(+)}, q_{s_6,0}^{(+)} \rightarrow 0$ in the definition of λ_i^\pm 's,

$$\mathcal{R}_{(5,6)} \left[\begin{array}{c} \text{Diagram with 6 internal lines } s_1, s_2, s_3, s_4, s_5, s_6 \end{array} \right] \rightarrow \begin{array}{c} \text{Diagram with 4 internal lines } s_1, s_2, s_3, s_4 \end{array} . \quad (3.12)$$

Here and in the following, the operator $\mathcal{R}_{i_1, i_2, \dots, i_N}[\#]$ corresponds to removing the edges $s_{i_1}, s_{i_2}, \dots, s_{i_N}$ in the multi-loop topology. In effect, this operation introduces simplifications in (3.5),

$$L_{13}^\pm \Lambda_{24}^\mp \rightarrow \frac{1}{\lambda_1^\pm \lambda_3^\pm} \Lambda_{24}^\mp = \frac{1}{\lambda_2^\mp \lambda_4^\mp} \Lambda_{13}^\pm . \quad (3.13)$$

Thus, recovering the causal representation of a one-loop box calculated from the standard application of LTD, with only 6 causal thresholds. A noteworthy feature of this operation is that the dependence on the causal threshold λ_{13}^\pm is completely dropped, which is in agreement with the diagrammatic perspective, since no edge is connecting the external momenta p_1 and p_3 (or p_2 and p_4). Nonetheless, the same simplification is obtained by removing either s_5 or s_6 as is noted in the first and second term in the r.h.s. of Eq. (3.13), respectively.

In the former result, we were interested in the part of the integrand that only contains λ_i^\pm . However, setting any $q_{s_i,0}^{(+)} \rightarrow 0$ introduces a singularity in x_{L+3} , which is healed by taking the following limit,

$$d\mathcal{A}_{N^2\text{MLT}}^{(L-|s_i|)} = \lim_{q_{s_i}^{(+)} \rightarrow 0} 2q_{s_i}^{(+)} d\mathcal{A}_{N^2\text{MLT}}^{(L)} , \quad (3.14)$$

where abusing of notation, $|s_i|$ corresponds to the number of elements of the set s_i . In case of removing more internal lines, one elaborates on the application of a nested limit.

So far we have considered topologies constructed from linear Feynman propagators, however, the removing procedure (3.14) can be extended to the general case with raised powers in the Feynman propagators. For instance, removing one internal internal line, say i , whose propagator is raised to power m_i , one gets,

$$d\mathcal{A}_{N^k\text{MLT}}^{(L-1)} = \frac{(-1)^{m_i-1}}{2^{m_i-1} (2m_i-3)!!} \lim \left(2q_i^{(+)} \right)^{2m_i-1} d\mathcal{A}_{N^k\text{MLT}}^{(L)} , \quad (3.15)$$

that nestedly can be applied to all internal lines of a given edge.

3.2.2 Collapsing

In the former discussion, we provided a procedure to obtain, without the application of the LTD formalism, topologies that are related by the number of cusps and regardless of the number of edges. It is indeed desirable to recover topologies with lower number of cusps by applying a similar procedure like removing. The motivation for doing this is to compute one complicated topology once and for all and, as a byproduct, all topologies with lower number of cusps. To this end, in this section, we introduce the *collapsing* procedure that, together with *removing*, allows for a unified framework to generate any causal representation from the richest topology with the highest number of cusps and edges.

In order to elaborate on the collapsing procedure, we consider the N²MLT topology and remove the edges s_3, s_4, s_6 and the external momenta p_4 (see Eq. (3.4)),

$$\mathcal{C}_{(3,4,6)}^{(p_4)} \left[\text{Diagram} \right] \rightarrow \text{Diagram}, \quad (3.16)$$

with $\mathcal{C}_{(i_1, i_2, \dots, i_N)}^{(p_{r_1})}[\#]$ the operator that collapses the internal lines i_1, i_2, \dots, i_N and removes the external momenta p_{r_1} . Certainly, the r.h.s. of Eq. (3.16) should recover the known structure for NMLT. However, when removing these edges together with the external momentum, one notices that there is a causal propagator that introduces a singularity, λ_4^\pm . Hence, to make a smooth transition from N²MLT to NMLT, we firstly compute the limit when $\lambda_4^\pm \rightarrow 0$ and nestedly the ones that involve, in this case, s_3, s_4, s_6 and $p_{4,0}$,

$$d\mathcal{A}_{\text{NMLT}} = -\frac{1}{2} \lim_{s_3, s_4, s_6 \rightarrow 0} \prod_{i \in s_3 \cup s_4 \cup s_6} 2q_{i,0}^{(+)} \lim_{\lambda_5^\pm \rightarrow 0} \lambda_4^\pm d\mathcal{A}_{\text{N}^2\text{MLT}}. \quad (3.17)$$

The nested limits in Eq. (3.17) express all λ_{ij}^\pm as,

$$\lambda_{12}^\pm \rightarrow \lambda_3^\mp, \quad \lambda_{13}^\pm \rightarrow \lambda_2^\mp, \quad \lambda_{23}^\pm \rightarrow \lambda_1^\mp, \quad (3.18)$$

where the momentum conservation $p_1 + p_2 + p_3 = 0$ is taken into account, thus, recovering the very same expression of Eq. (3.2).

Analogously, for the \mathcal{A}_{MLT} , we have a nested limit,

$$d\mathcal{A}_{\text{MLT}} = \frac{1}{4} \lim_{s_2, \dots, s_6 \rightarrow 0} \prod_{i \in s_2 \cup \dots \cup s_6} 2q_{i,0}^{(+)} \lim_{\lambda_3^\pm \rightarrow 0} \lambda_3^\pm \lim_{\lambda_6^\pm \rightarrow 0} \lambda_4^\pm d\mathcal{A}_{\text{N}^2\text{MLT}}, \quad (3.19)$$

where $\lambda_2^\mp \rightarrow \lambda_1^\pm$ and $p_1 + p_2 = 0$.

In the former discussions, we have introduced two procedures, *removing* and *collapsing*, to generate any kind of loop topology independently of the number of cusps and edges. In particular, we consider the relations between N²MLT with less number of edges and the transition from N²MLT to NMLT and MLT. We observe that starting from an N^kMLT topology,

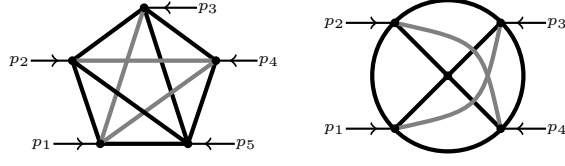


Figure 1. Multi-loop topology with five cusps and ten internal lines.

with $k + 2$ cusps, allows for a straightforward reconstruction of the causal representation of all lower topologies. It is also clear that more complexity is expected when more cusps are included. However, as shall be noted in the following section, one can use the removing and collapsing procedures to understand the causal representation of $N^k\text{MLT}$ from $N^{k-1}\text{MLT}$ configurations.

The most general topology with a given number of cusps is generated by considering all edges, namely, all possible connections among cusps, as done in $N\text{MLT}$ and $N^2\text{MLT}$. The reason of being the most general as possible in the generation of topologies is to extract without any ambiguity the causal propagators that appear in a given topology. The aim of the latter is to generate yet a causal representation of multi-loop topologies without making use of the LTD formalism, by means of the application of the nested residue.

4 Five-cusp topologies and beyond

Following the same discussion of the former section, we start from a topology containing five cusps with all possible adjacencies among themselves, as depicted in Fig. 1, where the grey lines do not cross among themselves.

4.1 Causal representation of five-cusp topologies

In order to harness of the LTD formalism and, therefore, the causal representation, we need to consider a topology at six loops with ten denominators,

$$q_i = \begin{cases} q_i = \ell_i, & i = 1, \dots, 6 \\ \ell_1 - \ell_4 - \ell_5 - p_1, & i = 7 \\ \ell_2 - \ell_1 - \ell_6 - p_2, & i = 8 \\ \ell_3 - \ell_2 + \ell_5 - p_3, & i = 9 \\ \ell_4 - \ell_3 + \ell_6 - p_4 & i = 10 \end{cases}, \quad (4.1)$$

whose causal propagators are found to be,

$$\begin{aligned} \lambda_1^\pm &= q_{(1,4,5,7),0}^{(+)} \pm p_{1,0}, & \lambda_{12}^\pm &= q_{(2,4,5,6,7,8),0}^{(+)} \pm p_{12,0}, & \lambda_{24}^\pm &= q_{(1,2,3,4,8,10),0}^{(+)} \pm p_{24,0}, \\ \lambda_2^\pm &= q_{(1,2,6,8),0}^{(+)} \pm p_{2,0}, & \lambda_{13}^\pm &= q_{(1,2,3,4,7,9),0}^{(+)} \pm p_{13,0}, & \lambda_{35}^\pm &= q_{(2,3,5,7,8,10),0}^{(+)} \pm p_{35,0}, \\ \lambda_3^\pm &= q_{(2,3,5,9),0}^{(+)} \pm p_{3,0}, & \lambda_{23}^\pm &= q_{(1,3,5,6,8,9),0}^{(+)} \pm p_{23,0}, & \lambda_{34}^\pm &= q_{(2,4,5,6,9,10),0}^{(+)} \pm p_{34,0}, \end{aligned}$$

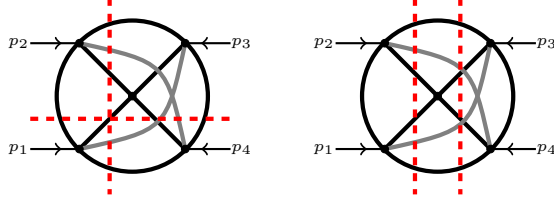


Figure 2. Loop topologies with (*left:*) two overlapped and (*right:*) two entangled thresholds.

$$\begin{aligned}
\lambda_4^\pm &= q_{(3,4,6,10),0}^{(+)} \pm p_{4,0}, & \lambda_{45}^\pm &= q_{(3,4,6,7,8,9),0}^{(+)} \pm p_{45,0}, & \lambda_{25}^\pm &= q_{(1,2,6,7,9,10),0}^{(+)} \pm p_{25,0}, \\
\lambda_5^\pm &= q_{(7,8,9,10),0}^{(+)} \pm p_{5,0}, & \lambda_{14}^\pm &= q_{(1,3,5,6,7,10),0}^{(+)} \pm p_{14,0}, & \lambda_{15}^\pm &= q_{(1,4,5,8,9,10),0}^{(+)} \pm p_{15,0}.
\end{aligned} \quad (4.2)$$

Let us remark that the causal representation of this diagram will contain a product of four causal propagators, which is expected e.g. from a one-loop pentagon – no internal lines in Fig. 1. Nevertheless, not all products of λ_i^\pm 's in (4.2) will appear in the representation. In effect, there will be products of two λ_i^\pm 's, that cannot appear because of the incompatible alignment of internal and external momenta. In other words, these two causal propagators will correspond, from a graphical point of view, to an overlapping. Let us illustrate this point by considering a possible entanglement between $\lambda_{12}^\pm, \lambda_{14}^\pm$ and $\lambda_{12}^\pm, \lambda_{34}^\pm$. In Fig. 2 (left), we note that the causal thresholds $\lambda_{12}^\pm, \lambda_{14}^\pm$ cannot be considered together when providing a candidate for the causal representation, whereas, $\lambda_{12}^\pm, \lambda_{34}^\pm$, in Fig. 2 (right), appear with combinations of other λ_i^\pm 's. Similarly, we can apply the same procedure to tuples of length three.³

In effect, with the above considerations, one can provide an Ansatz, which, in principle, has to be the most general one. Additionally, due to the constraints given by the tuples of λ_i^\pm , one can significantly reduce the number of parameters to fit or, equivalently, the number of linear equations to solve. In order to speed up their solution, we make use of the analytic reconstruction over finite fields [70–73]. In particular, with the use of the publicly C++ code FINITEFLOW [72]. Hence, the causal representation of the six-loop five-point scalar integral becomes,

$$\mathcal{A}_{\text{N}^3\text{MLT}}^{(L)} = \int_{\ell_1, \dots, \ell_L} \frac{1}{x_{L+4}} \sum_{i=1}^5 \sum_{\substack{j=i+1 \\ k=1 \\ l=k+1 \\ k,l \neq i,j}}^5 L_{ij}^+ L_{kl}^-. \quad (4.3)$$

We remark that this expression has been obtained from an Ansatz and numerically checked with the residues generated from the nested application of LTD. Moreover, we can perform further checks by considering the removing and collapsing procedures, presented in Sec. 3.

Since the expression (4.3) corresponds to N³MLT, we can begin collapsing all edges that connect the momentum p_5 with other cusps, by setting to zero the edges s_7, s_8, s_9, s_{10} and

³This procedure has been implemented in MATHEMATICA by studying the direction of all causal propagators according to the presence of external momenta.

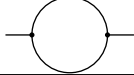
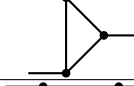
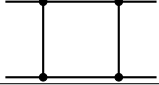
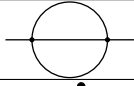
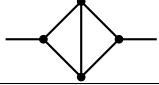
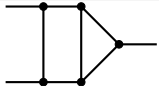
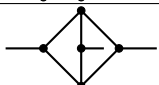
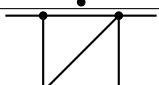
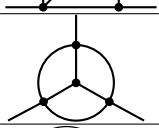
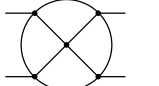
Topology	$\dim \lambda_i^\pm$	Entanglement	# terms
	1	1	2
	3	2	6
	6	3	20
	1	1	2
	6	3	20
	10	3	70
	11	3	76
	6	3	20
	7	3	24
	13	4	98

Table 1. Selected topologies generated from the causal representation of the $N^3\text{MLT}$ configuration by applying the *removing* and *collapsing* procedures.

the external momentum p_5 . This operation leads to $\lambda_5^\pm \rightarrow 0$. Then, looking only at the contribution proportional $(\lambda_5^\pm)^{-1}$ in (4.3),

$$\mathcal{A}_{N^3\text{MLT}}^{(L)} = \int_{\ell_1, \dots, \ell_L} \frac{1}{x_{L+4}} \left(\frac{1}{\lambda_5^-} \sum_{i=1}^4 \sum_{\substack{k=1 \\ k \neq i, j}}^4 L_{ij}^+ \frac{1}{\lambda_{k5}^-} + (\lambda_i^+ \leftrightarrow \lambda_j^+) \right) + \mathcal{O}\left((\lambda_5^\pm)^0\right), \quad (4.4)$$

and applying the collapsing procedure of Eq. (3.17), one exactly recovers the known result of Eq. (3.5), after setting the corresponding $q_{s_i} \rightarrow 0$ in the definition of the causal propagators (4.2) or equivalently considering that $\lambda_{k5}^\pm \rightarrow \lambda_k^\pm$.

In Ref. [61], it has been recently computed the multi-loop LTD decomposition of a scattering amplitude at four loops. On top of it, a causal representation of the four-loop topology, with five external momenta and eight internal lines, was also presented, which is expressed

in terms of thirteen causal propagators. In fact, the topology we are referring to corresponds to the diagram of Fig 1 without grey lines. Furthermore, within the *removing* procedure presented in Sec. 3, we obtain the causal representation by simply setting to zero the lines q_{s_5} and q_{s_6} . By doing so, and looking at the definition of causal propagators (4.2), we note that, in principle, we get more λ_i^\pm than expected. Also, the expression in Eq. (4.3) contains 120 terms instead of 98, as in the four-loop diagram. Nonetheless, the same pattern, already seen in Eq. (3.13) for the transition of a three-loop Mercedes-Benz like diagram to a one-loop box, is found here. In particular,

$$L_{13}^\pm \rightarrow \frac{1}{\lambda_1^\pm \lambda_3^\pm}, \quad L_{24}^\pm \rightarrow \frac{1}{\lambda_2^\pm \lambda_4^\pm}, \quad (4.5)$$

dropping the dependence, in the causal representation, on λ_{13}^\pm and λ_{24}^\pm , and, thus, recovering the 98 terms.⁴

An alternative explanation to this cancellation, directly from the diagram of Fig. 1, can be given by noticing that the external momenta p_1, p_3 or, equivalently, p_2, p_4 are not connected among themselves. Hence, no threshold singularity may be generated from these external momenta.

Therefore, based on the above-mentioned considerations, we remark that the application of a four-loop five-point scalar diagram, with eight internal lines, studied in Ref. [61] is a particular case of the $\mathcal{A}_{N^3\text{MLT}}^{(L)}$ presented in this section. We also observe that the former cannot reconstruct the full structure of $\mathcal{A}_{N^2\text{MLT}}^{(L)}$, by using the collapsing procedure. It, however, can reconstruct the causal representation of a one-loop box, by removing all internal lines that connect to e.g. p_5 . On top of it, by applying the removing and collapsing procedures on $\mathcal{A}_{N^3\text{MLT}}^{(L)}$, we generate the causal representation of topologies of up-to four loops. These topologies are summarised in Table 1.

4.2 Causal propagators beyond five cusps

In the former sections, we study the causal representation of $\mathcal{A}_{N^k\text{MLT}}^{(L)}$, with $k = 0, 1, 2, 3$, finding an interesting pattern in the structure of λ_i^\pm . In the following, we summarise our findings and generalise to the n -cusp case.

- (i) A topology with n cusps, containing n external momenta, has

$$\dim \lambda_i^\pm = 2^{n-1} - 1, \quad (4.6)$$

with $\dim \lambda_i^\pm$ the number of causal propagators presented in each topology. In the results of Eqs. (3.3), (3.7) and (4.2), we use momentum conservation to have the first n causal propagators in terms of a single external momentum. Namely, that the largest

⁴Let us also comment that for the topology with five cusps and eight edges, we have experimented an alternative approach based on the partial fractioning through the automated codes MULTIVARIATEAPART [74] and the Singular [75] library pfd.lib [76], finding 102 causal terms instead of 98.





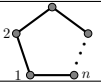
	Cusps	Edges	Loops	$\dim \lambda_i^\pm$
	2	1	0	1
	3	3	1	3
	4	6	3	7
	5	10	6	15
\vdots	\vdots	\vdots	\vdots	\vdots
	n	$\binom{n}{2}$	$\frac{(n-1)(n-2)}{2}$	$2^{n-1} - 1$

Table 2. Features of topologies with Maximal number of edges, loops and causal propagators according to the number of cusps. In the topology with n cusps, the grey vertexes account for all possible connections among cusps.

subset of external momenta, $\{p_1, p_2, \dots, p_{n-1}\}$, is replaced by a subset with only one element, $\{p_n\}$.

Let us remark that the numbers in Eq. (4.6) accounts for the causal propagators when all possible connections among cusps are taken into account. Hence, if there are tuples of cusps that are not connected, they have to be subtracted out from the initial counting. This is indeed the case of the five-cusp diagram of Fig 1, with and without the grey edges, since in the latter the external momenta p_2, p_4 and p_1, p_3 are not connected. Therefore, these subsets have to be removed from (4.6), as found in the previous section by considering the direct application of LTD.

- (ii) The structure of each causal propagator is straightforwardly obtained, provided that all subsets of external momenta are properly generated. As mention in (i), we make use of momentum conservation to have subsets of momenta with the minimal number of elements. Thus, for a topology with n external momenta, we consider subsets with up to $[n/2]^5$ elements, allowing for a straightforward generation of all causal propagators.

For subsets with only one element, e.g. p_i , we only need to consider the internal lines that are connecting the momentum p_i . Similarly, for subsets with more than one element, say p_i and p_j , we collapse these momenta in a single one, p_{ij} , and consider all the internal lines that are connecting to this “new” external momentum, taking into account that the connecting line between p_i and p_j is not considered.

Notably, from (i), we can know all features of the most general topology made of n cusps, because the maximum number of edges, loops and causal propagators are directly related to

⁵ $[x]$ corresponds to the integral part or integer part of x .

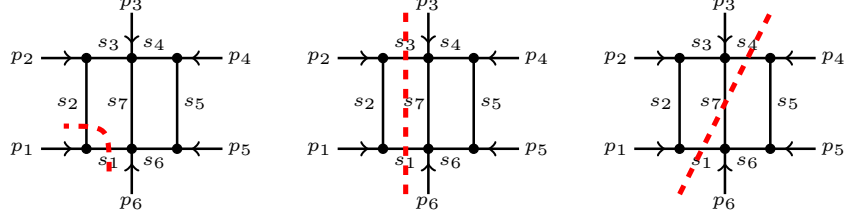


Figure 3. Particular two-loop topology with six cusps and seven internal lines.

the number of cusps, as it is summarised in Table 2 for all topologies studied until now as well as the generalisation to n cusps.

In order to illustrate these points, let us consider, for illustrative reasons, a two-loop planar double box with six external legs. Hence, according to (i), one starts with 31 causal propagators, nevertheless, only 15 true ones correspond to the possible threshold singularities that can be obtained in a topology of seven propagators. Thus, taking into account (ii), we find,

$$\begin{aligned}
\lambda_1^\pm &= q_{(1,2)}^{(+)} \pm p_{1,0}, & \lambda_6^\pm &= q_{(1,6,7)}^{(+)} \pm p_{6,0}, & \lambda_{45}^\pm &= q_{(4,6)}^{(+)} \pm p_{45,0}, \\
\lambda_2^\pm &= q_{(2,3)}^{(+)} \pm p_{2,0}, & \lambda_{12}^\pm &= q_{(1,3)}^{(+)} \pm p_{12,0}, & \lambda_{56}^\pm &= q_{(1,5,7)}^{(+)} \pm p_{56,0}, \\
\lambda_3^\pm &= q_{(3,4,7)}^{(+)} \pm p_{3,0}, & \lambda_{16}^\pm &= q_{(2,6,7)}^{(+)} \pm p_{16,0}, & \lambda_{123}^\pm &= q_{(1,4,7)}^{(+)} \pm p_{123,0}, \\
\lambda_4^\pm &= q_{(4,5)}^{(+)} \pm p_{4,0}, & \lambda_{23}^\pm &= q_{(2,4,7)}^{(+)} \pm p_{23,0}, & \lambda_{234}^\pm &= q_{(2,5,7)}^{(+)} \pm p_{234,0}, \\
\lambda_5^\pm &= q_{(5,6)}^{(+)} \pm p_{5,0}, & \lambda_{34}^\pm &= q_{(3,5,7)}^{(+)} \pm p_{34,0}, & \lambda_{345}^\pm &= q_{(3,6,7)}^{(+)} \pm p_{345,0}.
\end{aligned} \tag{4.7}$$

The structure of all λ_i^\pm in Eq. (4.7) are in agreement with the ones found with the standard application of the nested residue implemented in LOTTY [77].

5 Causal representation of loop topologies without LTD

In Secs. 3 and 4, we study the causal representation of loop topologies made of up-to five cusps, by following the application of LTD. Interestingly, the structure of these topologies, thanks to the knowledge of all causal propagators, can be inferred by properly accommodating tuples of λ_i^\pm . This is carried out by following the approaches summarised in Fig. 2 and the items (i) and (ii). In this section, we generate the causal representation of loop topologies made of up-to nine cusps, without making use of LTD, but considering only the collapsing procedure. The latter is to cross-check the result, obtained from an Ansatz, of an $N^k\text{MLT}$ with the corresponding lower topology, $N^{k-1}\text{MLT}$.

Since the relevant information of the causal representation of a given topology only comes from the part that contains the causal propagators, λ_i^\pm , we do not consider the prefactors x_{L+k} . The latter indeed can be recovered at the end of the calculation.

- The MLT configuration can only have a causal threshold. Hence,

$$d\mathcal{A}_{\text{MLT}}^{(L)} \sim \frac{1}{\lambda_1^+} + \frac{1}{\lambda_1^-}, \quad (5.1)$$

- The NMLT configuration has 3 causal propagators that do not overlap among themselves. The only subtlety that one has to account for is the direction of λ_i^\pm . Then, by organising these causal propagators in couples,

$$d\mathcal{A}_{\text{NMLT}}^{(L)} \sim \sum_{\sigma_{ij}} \frac{1}{\lambda_i^+ \lambda_j^-}, \quad (5.2)$$

with $\sigma_{ij} = \{\{1, 2\}, \{1, 3\}, \{2, 1\}, \{2, 3\}, \{3, 1\}, \{3, 2\}\}$.

- The N²MLT configuration has 7 causal propagators that working with subsets can be understood as,

$$\vec{\lambda}_i^\pm = \{\{1\}, \{2\}, \{3\}, \{4\}, \{1, 2\}, \{1, 3\}, \{2, 3\}\}, \quad (5.3)$$

where, abusing of notation, $\vec{\lambda}_i^\pm$ is an array with all causal propagators. Let us emphasise that we are interested in the structure of the latter given by the external momenta. For this reason, the expression of the edges in terms of $q_{s_i,0}^{(+)}$ is not needed. Noticed that two causal propagators that have two external momenta, e.g. $\{1, 2\}$ and $\{1, 3\}$, cannot be entangled. Thus, we have,

$$d\mathcal{A}_{\text{N}^2\text{MLT}}^{(L)} \sim \sum_{\substack{i=1 \\ j=i+1}}^4 \frac{1}{\lambda_{ij}^+} f_{ij}(\{\lambda^\pm\}), \quad (5.4)$$

where in the test function f_{ij} , we are left with causal propagators with a single external momentum, $\{i\}$. Then, thanks to this notation, it is clear that λ_i^\pm (or λ_j^\pm) can be “entangled” with λ_{ij}^\pm , thus,

$$d\mathcal{A}_{\text{N}^2\text{MLT}}^{(L)} \sim \sum_{\substack{i=1 \\ j=i+1}}^4 \frac{1}{\lambda_{ij}^+} \left(\frac{1}{\lambda_i^+} + \frac{1}{\lambda_j^+} \right) \bar{f}_{ij}(\{\lambda_k^\pm\}) = \sum_{\substack{i=1 \\ j=i+1}}^4 L_{ij,i,j}^+ \bar{f}_{ij}(\{\lambda_k^\pm\}), \quad (5.5)$$

but also to causal propagators whose flow is in the opposite direction, e.g.,

$$\frac{1}{\lambda_{12}^+} \left(\frac{1}{\lambda_1^+} + \frac{1}{\lambda_2^+} \right) \left(\frac{1}{\lambda_3^-} + \frac{1}{\lambda_4^-} \right). \quad (5.6)$$

This consideration amounts to the results found in Eq. (3.8),

$$d\mathcal{A}_{\text{N}^2\text{MLT}}^{(L)} \sim \sum_{\substack{i=1 \\ j=i+1}}^4 \sum_{\substack{k=1 \\ k \neq i,j}}^4 L_{ij,i,j}^+ \frac{1}{\lambda_k^-}. \quad (5.7)$$

- Let us now draw our attention to the N³MLT, whose 15 causal propagators can be chosen to be,

$$\vec{\lambda}_i^\pm = \{ \{1\}, \{2\}, \{3\}, \{4\}, \{5\}, \\ \{1, 2\}, \{1, 3\}, \{1, 4\}, \{1, 5\}, \{2, 3\}, \{2, 4\}, \{2, 5\}, \{3, 4\}, \{3, 5\}, \{4, 5\} \}. \quad (5.8)$$

Differently to the N²MLT configuration, there will be products of pairs λ_{ij}^\pm that will be allowed. In fact,

$$\{ \{ \{1, 2\}, \{3, 4\} \}, \{ \{1, 2\}, \{3, 5\} \}, \{ \{1, 2\}, \{4, 5\} \}, \{ \{1, 3\}, \{2, 4\} \}, \{ \{1, 3\}, \{2, 5\} \}, \\ \{ \{1, 3\}, \{4, 5\} \}, \{ \{1, 4\}, \{2, 3\} \}, \{ \{1, 4\}, \{2, 5\} \}, \{ \{1, 4\}, \{3, 5\} \}, \{ \{1, 5\}, \{2, 3\} \}, \\ \{ \{1, 5\}, \{2, 4\} \}, \{ \{1, 5\}, \{3, 4\} \}, \{ \{2, 3\}, \{4, 5\} \}, \{ \{2, 4\}, \{3, 5\} \}, \{ \{2, 5\}, \{3, 4\} \} \}, \quad (5.9)$$

where, due to the knowledge of the N²MLT, each subset can be understood as,

$$\{ \{i, j\}, \{k, l\} \} \rightarrow L_{ij}^+ L_{kl}^- + L_{ij}^- L_{kl}^+. \quad (5.10)$$

Thus, recovering the results of Eq. (4.3),

$$d\mathcal{A}_{\text{N}^3\text{MLT}}^{(L)} \sim \sum_{\substack{i=1 \\ j=i+1}}^5 \sum_{\substack{k=1 \\ l=k+1 \\ k, l \neq i, j}}^5 L_{ij}^+ L_{kl}^-. \quad (5.11)$$

- The results previously described were computed by means of the application of LTD on topologies of up-to six loops, then the cross-check is straightforward. Let us now consider a more involved topology, the N⁴MLT, whose 31 causal propagators can be chosen to be,

$$\vec{\lambda}_i^\pm = \{ \{1\}, \{2\}, \{3\}, \{4\}, \{5\}, \{6\}, \\ \{1, 2\}, \{1, 3\}, \{1, 4\}, \{1, 5\}, \{1, 6\}, \{2, 3\}, \{2, 4\}, \{2, 5\}, \{2, 6\}, \{3, 4\}, \{3, 5\}, \\ \{3, 6\}, \{4, 5\}, \{4, 6\}, \{5, 6\}, \{1, 2, 3\}, \{1, 2, 4\}, \{1, 2, 5\}, \{1, 3, 4\}, \{1, 3, 5\}, \\ \{1, 4, 5\}, \{2, 3, 4\}, \{2, 3, 5\}, \{2, 4, 5\}, \{3, 4, 5\} \}.$$

Firstly, by studying tuples of three elements, we note that none of them can be entangled together, then,

$$d\mathcal{A}_{\text{N}^4\text{MLT}}^{(L)} \sim \sum_{\substack{i=1 \\ j=i+1 \\ k=j+1}}^6 \frac{1}{\lambda_{ijk}^+} f_{ijk}(\{\lambda_{rs}\}, \{\lambda_r\}), \quad (5.12)$$

Now considering the product of pairs, similar to (5.9), we find 45 subsets of the form,

$$\{ \{ \{1, 2\}, \{3, 4\} \}, \{ \{1, 2\}, \{3, 5\} \}, \{ \{1, 2\}, \{3, 6\} \}, \{ \{1, 2\}, \{4, 5\} \}, \{ \{1, 2\}, \{4, 6\} \},$$

$$\begin{aligned}
& \{\{1, 2\}, \{5, 6\}\}, \{\{1, 3\}, \{2, 4\}\}, \{\{1, 3\}, \{2, 5\}\}, \{\{1, 3\}, \{2, 6\}\}, \{\{1, 3\}, \{4, 5\}\}, \\
& \{\{1, 3\}, \{4, 6\}\}, \{\{1, 3\}, \{5, 6\}\}, \{\{1, 4\}, \{2, 3\}\}, \{\{1, 4\}, \{2, 5\}\}, \{\{1, 4\}, \{2, 6\}\}, \\
& \dots \}.
\end{aligned} \tag{5.13}$$

Notice that the intersection of the elements of the subset $\{\{i, j\}, \{k, l\}\}$ is empty, $\{i, j\} \cap \{k, l\} = \emptyset$. This operation has been implemented in MATHEMATICA for any number of cusps.

Finally, we combine (5.12) and (5.13), bearing in mind that for three given subsets, $\{i, j, k\}, \{r, s\}, \{t, u\}$, one has to satisfy,

$$\begin{aligned}
& \{r, s\} \subseteq \{i, j, k\} \\
& \{t, u\} \cap \{i, j, k\} = \emptyset \quad .
\end{aligned} \tag{5.14}$$

Then, the $N^4\text{MLT}$ configuration can be expressed as follows,

$$d\mathcal{A}_{N^4\text{MLT}}^{(L)} \sim \sum_{\substack{i=1 \\ j=i+1 \\ k=j+1}}^6 \sum_{\substack{t=1 \\ u=t+1 \\ u, t \neq i, j, k}}^6 L_{ijk}^+ L_{tu}^-, \tag{5.15}$$

with,

$$L_{ijk}^\pm = \frac{1}{\lambda_{ijk}^\pm} \left(L_{ij}^\pm + L_{ik}^\pm + L_{jk}^\pm \right). \tag{5.16}$$

We remark that, in order to check the validity of this relation, we have used the collapsing procedure to recover the expression of Eq. (5.14). Likewise, we use the removing procedure to generate the causal representation of the s -, t - and u -like diagrams of Ref. [61].

- Similarly, for $N^5\text{MLT}$, $N^6\text{MLT}$, and $N^7\text{MLT}$,

$$d\mathcal{A}_{N^5\text{MLT}}^{(L)} \sim \sum_{\substack{i_1 < i_2 < i_3 \\ j_1 < j_2 < j_3}}^7 \Omega_{i_1 i_2 i_3}^{j_1 j_2 j_3} L_{i_1 i_2 i_3}^+ L_{j_1 j_2 j_3}^-, \tag{5.17a}$$

$$d\mathcal{A}_{N^6\text{MLT}}^{(L)} \sim \sum_{\substack{i_1 < i_2 < i_3 < i_4 \\ j_1 < j_2 < j_3}}^8 \Omega_{i_1 i_2 i_3 i_4}^{j_1 j_2 j_3} L_{i_1 i_2 i_3 i_4}^+ L_{j_1 j_2 j_3}^-, \tag{5.17b}$$

$$d\mathcal{A}_{N^7\text{MLT}}^{(L)} \sim \sum_{\substack{i_1 < i_2 < i_3 < i_4 \\ j_1 < j_2 < j_3 < j_4}}^9 \Omega_{i_1 i_2 i_3 i_4}^{j_1 j_2 j_3 j_4} L_{i_1 i_2 i_3 i_4}^+ L_{j_1 j_2 j_3 j_4}^-, \tag{5.17c}$$

where, in order to simplify the notation in the indices of the sum, we introduce a function, Ω , that can be either 0 or 1, depending on the intersection of the sets, $\vec{i} =$

$\{i_1, i_2, \dots, i_{N_i}\}$ and $\vec{j} = \{j_1, j_2, \dots, j_{N_j}\}$,

$$\Omega_i^{\vec{j}} = \begin{cases} 1 & \text{If } \vec{i} \cap \vec{j} = \emptyset \\ 0 & \text{otherwise} \end{cases}, \quad (5.18)$$

and,

$$L_{i_1 i_2 i_3 i_4}^{\pm} = \frac{1}{\lambda_{i_1 i_2 i_3 i_4}^{\pm}} (L_{i_1 i_3 i_4}^{\pm} + L_{i_1 i_2 i_4}^{\pm} + L_{i_1 i_2 i_3}^{\pm} + L_{i_2 i_3 i_4}^{\pm}). \quad (5.19)$$

Hence, with the above considerations, the extension of the causal representation of a loop topology built from $k+2$ cusps and connecting all internal lines, $N^k\text{MLT}$, can be conjectured to be,

$$d\mathcal{A}_{N^k\text{MLT}}^{(L)} \sim \sum_{\substack{i_1 \ll i_{N_i} \\ j_1 \ll j_{N_j}}}^{k+2} \Omega_i^{\vec{j}} L_{i_1 i_2 \dots i_{N_i}}^+ L_{j_1 j_2 \dots j_{N_j}}^-, \quad (5.20)$$

where $i_1 \ll i_{N_i}$ is the lexicographic ordering $i_1 < i_2 < \dots < i_{N_i}$ and $N_i = [k/2] + 1$ and $N_j = k - [k/2]$.

In Eqs. (5.17), we provide the explicit causal representation for $N^4\text{MLT}$, $N^5\text{MLT}$, $N^6\text{MLT}$ and $N^7\text{MLT}$ without applying the LTD formalism. In fact, applying LTD on these topologies turns out to be not efficient and an unnecessary calculation, which is due to the large number of loop momenta. Let us recall that to compute the most general causal representation of these topologies, one needs to consider, as summarised in Table 2, 10, 15, 21 and 28 loop momenta, respectively. However, to cross-check our expressions, we make use of the removing procedure presented in Sec. 3 and compare our results with the ones expected from the nested application of the residue at lower loops. To do so, we consider the following loop topologies:

- one-loop topologies with up-to nine external momenta,
- two-loop topologies with up-to seven external momenta,
- ladder triangles up-to four loops,
- three-loop tennis-court like diagram with four external momenta,
- four-loop fishnet with four external momenta.

In order to make the comparison of the general results presented in this section with the particular cases obtained by applying LTD, we focus only on the numerical value of the integrand, finding completely agreement. Additionally, to render the integrand numerically stable, we consider the energy component of the external momenta being imaginary. Thus, no singularities appear when evaluating the results obtained from LTD, which at first corresponds to individual residues containing causal and non-causal propagators, as carefully explained in Ref. [60].

6 Conclusions

The novel representation of the loop-tree duality (LTD) formalism that started in Ref. [59], has allowed for an understanding of an integrand representation displaying only physical information, the so-called causal representation of multi-loop Feynman integrands, introduced in Ref. [60] for three master topologies: Maximal (MLT), Next-to Maximal (NMLT) and Next-to-Next-to Maximal (N^2 MLT) loop topologies. In particular, the behaviour at an arbitrary loop order was considered, yet obtaining the same representation in terms of causal propagators. In this paper, we performed a classification of these topologies by introducing the notion of the features a loop topology is characterised by: *cusps* and *edges*. While the former can be related at most as the maximum number of external legs, the latter accounts for the collection of all internal lines that connect two cusps. In effect, in this paper, we recalled the causal representation of MLT, NMLT and N^2 MLT in terms of cusps and edges. We found that the results of Ref. [60] can be straightforwardly be obtained from the general form of our expressions.

In view of the results of the MLT, NMLT and N^2 MLT configurations, with the presence of external momenta, we investigated the relations that may exist among themselves. We noted that from N^2 MLT, being the most general topology of them, we could obtain, without performing the nested application of the LTD formalism [62], the causal representation of topologies with less edges and/or less cusps. To this end, we defined two procedures: *removing* and *collapsing*. In the *removing* procedure, one is interested in only removing edges by keeping fixed the number of cusps. For instance, a one-loop box was obtained by removing two edges in the causal representation of N^2 MLT. Likewise, the *collapsing* procedure reduces the number of cusps, allowing, in this way, to obtain NMLT and MLT from N^2 MLT.

Furthermore, we considered the most general topologies made of n cusps, in which the number of edges accounts for all possible connections among cusps. Within the approaches presented in this paper, we extended the results of the two four-loop topologies with eight and nine propagators presented in Ref. [61]. In fact, these topologies correspond to particular cases of our N^3 MLT and N^4 MLT configurations, where the *removing* procedure was utilised. Thus, to check our results, we used the *collapsing* and *removing* procedures to find a topology with lower complexity. In other words, by computing the most general N^k MLT configuration with $k + 2$ cusps and all possible edges, the generation of all N^{k-1} MLT is straightforward.

In light of the compact and symmetric formulae of the MLT, NMLT and N^2 MLT configurations, we understood a pattern to generate causal representation of multi-loop topologies without making use of the LTD formalism. Following this alternative procedure, we found the causal representation of all topologies up-to N^7 MLT, leaving, thus, a conjecture and procedure to generate any topology independently of the number of cusps.

We would be interested to see whether the approach studied in Ref. [78] could efficiently generate similar results to the ones presented in this paper. Given the fact that a purely geometrical approach was applied there, a connection with the current algebraic description will be desirable.

Acknowledgments

We are indebted to Germán Rodrigo with whom the novel application of the loop-tree duality started and for numerous insightful discussions. We also wish to thank German Sborlini for making available his results prior to publication and for comments on the manuscript. This work is supported by the COST Action CA16201 PARTICLEFACE.

References

- [1] A. Blondel, J. Gluza, S. Jadach, P. Janot and T. Riemann, eds., *Theory for the FCC-ee: Report on the 11th FCC-ee Workshop Theory and Experiments*, vol. 3/2020 of *CERN Yellow Reports: Monographs*, (Geneva), CERN, 5, 2019. [10.23731/CYRM-2020-003](#).
- [2] P. Banerjee et al., *Theory for muon-electron scattering @ 10 ppm: A report of the MUonE theory initiative*, *Eur. Phys. J. C* **80** (2020) 591, [[2004.13663](#)].
- [3] C. Berger, Z. Bern, L. Dixon, F. Febres Cordero, D. Forde et al., *An Automated Implementation of On-Shell Methods for One-Loop Amplitudes*, *Phys.Rev.* **D78** (2008) 036003, [[0803.4180](#)].
- [4] F. Cascioli, P. Maierhofer and S. Pozzorini, *Scattering Amplitudes with Open Loops*, *Phys. Rev. Lett.* **108** (2012) 111601, [[1111.5206](#)].
- [5] S. Badger, B. Biedermann, P. Uwer and V. Yundin, *Numerical evaluation of virtual corrections to multi-jet production in massless QCD*, *Comput. Phys. Commun.* **184** (2013) 1981–1998, [[1209.0100](#)].
- [6] G. Cullen et al., *GOSAM-2.0: a tool for automated one-loop calculations within the Standard Model and beyond*, *Eur. Phys. J. C* **74** (2014) 3001, [[1404.7096](#)].
- [7] S. Actis, A. Denner, L. Hofer, J.-N. Lang, A. Scharf and S. Uccirati, *RECOLA: REcursive Computation of One-Loop Amplitudes*, *Comput. Phys. Commun.* **214** (2017) 140–173, [[1605.01090](#)].
- [8] J. Alwall, R. Frederix, S. Frixione, V. Hirschi, F. Maltoni, O. Mattelaer et al., *The automated computation of tree-level and next-to-leading order differential cross sections, and their matching to parton shower simulations*, *JHEP* **07** (2014) 079, [[1405.0301](#)].
- [9] G. Heinrich, *Collider Physics at the Precision Frontier*, [2009.00516](#).
- [10] D. E. Soper, *QCD calculations by numerical integration*, *Nucl. Phys. B Proc. Suppl.* **79** (1999) 444–446.
- [11] D. E. Soper, *Techniques for QCD calculations by numerical integration*, *Phys. Rev. D* **62** (2000) 014009, [[hep-ph/9910292](#)].
- [12] T. Binoth and G. Heinrich, *An automatized algorithm to compute infrared divergent multiloop integrals*, *Nucl. Phys. B* **585** (2000) 741–759, [[hep-ph/0004013](#)].
- [13] D. E. Soper, *Choosing integration points for QCD calculations by numerical integration*, *Phys. Rev. D* **64** (2001) 034018, [[hep-ph/0103262](#)].
- [14] M. Krämer and D. E. Soper, *Next-to-leading order numerical calculations in Coulomb gauge*, *Phys. Rev. D* **66** (2002) 054017, [[hep-ph/0204113](#)].

- [15] S. Becker, C. Reuschle and S. Weinzierl, *Numerical NLO QCD calculations*, *JHEP* **12** (2010) 013, [[1010.4187](#)].
- [16] S. Becker, C. Reuschle and S. Weinzierl, *Efficiency Improvements for the Numerical Computation of NLO Corrections*, *JHEP* **07** (2012) 090, [[1205.2096](#)].
- [17] R. Pittau, *A four-dimensional approach to quantum field theories*, *JHEP* **1211** (2012) 151, [[1208.5457](#)].
- [18] A. M. Donati and R. Pittau, *Gauge invariance at work in FDR: $H \rightarrow \gamma\gamma$* , *JHEP* **1304** (2013) 167, [[1302.5668](#)].
- [19] R. A. Fazio, P. Mastrolia, E. Mirabella and W. J. Torres Bobadilla, *On the Four-Dimensional Formulation of Dimensionally Regulated Amplitudes*, *Eur. Phys. J. C* **74** (2014) 3197, [[1404.4783](#)].
- [20] A. Primo and W. J. Torres Bobadilla, *BCJ Identities and d-Dimensional Generalized Unitarity*, *JHEP* **04** (2016) 125, [[1602.03161](#)].
- [21] P. Mastrolia, A. Primo, U. Schubert and W. J. Torres Bobadilla, *Off-shell currents and color-kinematics duality*, *Phys. Lett. B* **753** (2016) 242–262, [[1507.07532](#)].
- [22] R. J. Hernandez-Pinto, G. F. R. Sborlini and G. Rodrigo, *Towards gauge theories in four dimensions*, *JHEP* **02** (2016) 044, [[1506.04617](#)].
- [23] G. F. R. Sborlini, F. Driencourt-Mangin, R. Hernandez-Pinto and G. Rodrigo, *Four-dimensional unsubtraction from the loop-tree duality*, *JHEP* **08** (2016) 160, [[1604.06699](#)].
- [24] G. F. R. Sborlini, F. Driencourt-Mangin and G. Rodrigo, *Four-dimensional unsubtraction with massive particles*, *JHEP* **10** (2016) 162, [[1608.01584](#)].
- [25] C. Gnendiger et al., *To d, or not to d: recent developments and comparisons of regularization schemes*, *Eur. Phys. J. C* **77** (2017) 471, [[1705.01827](#)].
- [26] Z. Capatti, V. Hirschi, A. Pelloni and B. Ruijl, *Local Unitarity: a representation of differential cross-sections that is locally free of infrared singularities at any order*, [2010.01068](#).
- [27] W. J. Torres Bobadilla et al., *May the four be with you: Novel IR-subtraction methods to tackle NNLO calculations*, [2012.02567](#).
- [28] R. M. Prisco and F. Tramontano, *Dual Subtractions*, [2012.05012](#).
- [29] H. A. Chawdhry, M. L. Czakon, A. Mitov and R. Poncelet, *NNLO QCD corrections to three-photon production at the LHC*, *JHEP* **02** (2020) 057, [[1911.00479](#)].
- [30] F. Caola, A. von Manteuffel and L. Tancredi, *Di-photon amplitudes in three-loop Quantum Chromodynamics*, [2011.13946](#).
- [31] S. Kallweit, V. Sotnikov and M. Wiesemann, *Triphoton production at hadron colliders in NNLO QCD*, *Phys. Lett. B* **812** (2021) 136013, [[2010.04681](#)].
- [32] S. Badger, H. B. Hartanto and S. Zoia, *Two-loop QCD corrections to $Wb\bar{b}$ production at hadron colliders*, [2102.02516](#).
- [33] B. Agarwal, F. Buccioni, A. von Manteuffel and L. Tancredi, *Two-loop leading colour QCD corrections to $q\bar{q} \rightarrow \gamma\gamma g$ and $qg \rightarrow \gamma\gamma q$* , [2102.01820](#).
- [34] K. G. Chetyrkin and F. V. Tkachov, *Integration by Parts: The Algorithm to Calculate beta*

Functions in 4 Loops, *Nucl. Phys.* **B192** (1981) 159–204.

- [35] A. V. Kotikov, *Differential equation method: The Calculation of N point Feynman diagrams*, *Phys. Lett.* **B267** (1991) 123–127.
- [36] S. Laporta, *High precision calculation of multiloop Feynman integrals by difference equations*, *Int. J. Mod. Phys.* **A15** (2000) 5087–5159, [[hep-ph/0102033](#)].
- [37] A. von Manteuffel and C. Studerus, *Reduze 2 - Distributed Feynman Integral Reduction*, [1201.4330](#).
- [38] J. M. Henn, *Multiloop integrals in dimensional regularization made simple*, *Phys. Rev. Lett.* **110** (2013) 251601, [[1304.1806](#)].
- [39] M. Argeri, S. Di Vita, P. Mastrolia, E. Mirabella, J. Schlenk, U. Schubert et al., *Magnus and Dyson Series for Master Integrals*, *JHEP* **03** (2014) 082, [[1401.2979](#)].
- [40] P. Maierhofer, J. Usovitsch and P. Uwer, *KiraA Feynman integral reduction program*, *Comput. Phys. Commun.* **230** (2018) 99–112, [[1705.05610](#)].
- [41] S. Borowka, G. Heinrich, S. P. Jones, M. Kerner, J. Schlenk and T. Zirke, *SecDec-3.0: numerical evaluation of multi-scale integrals beyond one loop*, *Comput. Phys. Commun.* **196** (2015) 470–491, [[1502.06595](#)].
- [42] A. V. Smirnov, *FIESTA4: Optimized Feynman integral calculations with GPU support*, *Comput. Phys. Commun.* **204** (2016) 189–199, [[1511.03614](#)].
- [43] K. J. Larsen and Y. Zhang, *Integration-by-parts reductions from unitarity cuts and algebraic geometry*, *Phys. Rev.* **D93** (2016) 041701, [[1511.01071](#)].
- [44] P. Mastrolia and S. Mizera, *Feynman Integrals and Intersection Theory*, *JHEP* **02** (2019) 139, [[1810.03818](#)].
- [45] S. Abreu, J. Dormans, F. Febres Cordero, H. Ita, M. Kraus, B. Page et al., *Caravel: A C++ Framework for the Computation of Multi-Loop Amplitudes with Numerical Unitarity*, [2009.11957](#).
- [46] H. Ita, *Two-loop Integrand Decomposition into Master Integrals and Surface Terms*, [1510.05626](#).
- [47] S. Catani, T. Gleisberg, F. Krauss, G. Rodrigo and J.-C. Winter, *From loops to trees by-passing Feynman’s theorem*, *JHEP* **09** (2008) 065, [[0804.3170](#)].
- [48] I. Bierenbaum, S. Catani, P. Draggiotis and G. Rodrigo, *A Tree-Loop Duality Relation at Two Loops and Beyond*, *JHEP* **10** (2010) 073, [[1007.0194](#)].
- [49] I. Bierenbaum, S. Buchta, P. Draggiotis, I. Malamos and G. Rodrigo, *Tree-Loop Duality Relation beyond simple poles*, *JHEP* **03** (2013) 025, [[1211.5048](#)].
- [50] S. Buchta, G. Chachamis, P. Draggiotis, I. Malamos and G. Rodrigo, *On the singular behaviour of scattering amplitudes in quantum field theory*, *JHEP* **11** (2014) 014, [[1405.7850](#)].
- [51] S. Buchta, G. Chachamis, P. Draggiotis and G. Rodrigo, *Numerical implementation of the loop–tree duality method*, *Eur. Phys. J.* **C77** (2017) 274, [[1510.00187](#)].
- [52] C. Bogner and S. Weinzierl, *Feynman graph polynomials*, *Int. J. Mod. Phys. A* **25** (2010) 2585–2618, [[1002.3458](#)].

- [53] J. L. Jurado, G. Rodrigo and W. J. Torres Bobadilla, *From Jacobi off-shell currents to integral relations*, *JHEP* **12** (2017) 122, [[1710.11010](#)].
- [54] F. Driencourt-Mangin, G. Rodrigo and G. F. Sborlini, *Universal dual amplitudes and asymptotic expansions for $gg \rightarrow H$ and $H \rightarrow \gamma\gamma$ in four dimensions*, *Eur. Phys. J. C* **78** (2018) 231, [[1702.07581](#)].
- [55] F. Driencourt-Mangin, G. Rodrigo, G. F. R. Sborlini and W. J. Torres Bobadilla, *Universal four-dimensional representation of $H \rightarrow \gamma\gamma$ at two loops through the Loop-Tree Duality*, *JHEP* **02** (2019) 143, [[1901.09853](#)].
- [56] F. Driencourt-Mangin, G. Rodrigo, G. F. Sborlini and W. J. Torres Bobadilla, *On the interplay between the loop-tree duality and helicity amplitudes*, [1911.11125](#).
- [57] J. Plenter and G. Rodrigo, *Asymptotic expansions through the loop-tree duality*, [2005.02119](#).
- [58] J. J. Aguilera-Verdugo, F. Driencourt-Mangin, J. Plenter, S. Ramírez-Urbe, G. Rodrigo, G. F. Sborlini et al., *Causality, unitarity thresholds, anomalous thresholds and infrared singularities from the loop-tree duality at higher orders*, *JHEP* **12** (2019) 163, [[1904.08389](#)].
- [59] J. J. Aguilera-Verdugo, F. Driencourt-Mangin, R. J. Hernandez Pinto, J. Plenter, S. Ramirez-Urbe, A. E. Renteria Olivo et al., *Open loop amplitudes and causality to all orders and powers from the loop-tree duality*, *Phys. Rev. Lett.* **124** (2020) 211602, [[2001.03564](#)].
- [60] J. J. Aguilera-Verdugo, R. J. Hernandez-Pinto, G. Rodrigo, G. F. R. Sborlini and W. J. Torres Bobadilla, *Causal representation of multi-loop Feynman integrands within the loop-tree duality*, *JHEP* **01** (2021) 069, [[2006.11217](#)].
- [61] S. Ramirez-Urbe, R. J. Hernandez-Pinto, G. Rodrigo, G. F. Sborlini and W. J. Torres Bobadilla, *Universal opening of four-loop scattering amplitudes to trees*, [2006.13818](#).
- [62] J. J. Aguilera-Verdugo, R. J. Hernandez-Pinto, G. Rodrigo, G. F. Sborlini and W. J. Torres Bobadilla, *Mathematical properties of nested residues and their application to multi-loop scattering amplitudes*, [2010.12971](#).
- [63] E. Tomboulis, *Causality and Unitarity via the Tree-Loop Duality Relation*, *JHEP* **05** (2017) 148, [[1701.07052](#)].
- [64] R. Runkel, Z. Ször, J. P. Vesga and S. Weinzierl, *Integrands of loop amplitudes within loop-tree duality*, [1906.02218](#).
- [65] R. Runkel, Z. Ször, J. P. Vesga and S. Weinzierl, *Causality and loop-tree duality at higher loops*, *Phys. Rev. Lett.* **122** (2019) 111603, [[1902.02135](#)].
- [66] Z. Capatti, V. Hirschi, D. Kermanschah, A. Pelloni and B. Ruijl, *Manifestly Causal Loop-Tree Duality*, [2009.05509](#).
- [67] Z. Capatti, V. Hirschi, D. Kermanschah, A. Pelloni and B. Ruijl, *Numerical Loop-Tree Duality: contour deformation and subtraction*, *JHEP* **04** (2020) 096, [[1912.09291](#)].
- [68] Z. Capatti, V. Hirschi, D. Kermanschah and B. Ruijl, *Loop-Tree Duality for Multiloop Numerical Integration*, *Phys. Rev. Lett.* **123** (2019) 151602, [[1906.06138](#)].
- [69] L. de la Cruz, *A scattering amplitudes approach to hard thermal loops*, [2012.07714](#).
- [70] A. von Manteuffel and R. M. Schabinger, *A novel approach to integration by parts reduction*, *Phys. Lett. B* **744** (2015) 101–104, [[1406.4513](#)].

- [71] T. Peraro, *Scattering amplitudes over finite fields and multivariate functional reconstruction*, *JHEP* **12** (2016) 030, [[1608.01902](#)].
- [72] T. Peraro, *FiniteFlow: multivariate functional reconstruction using finite fields and dataflow graphs*, *JHEP* **07** (2019) 031, [[1905.08019](#)].
- [73] J. Klappert and F. Lange, *Reconstructing rational functions with FireFly*, *Comput. Phys. Commun.* **247** (2020) 106951, [[1904.00009](#)].
- [74] M. Heller and A. von Manteuffel, *MultivariateApart: Generalized Partial Fractions*, [2101.08283](#).
- [75] W. Decker, G.-M. Greuel, G. Pfister and H. Schönemann, “SINGULAR 4-2-0 — A computer algebra system for polynomial computations.” <http://www.singular.uni-kl.de>, 2020.
- [76] J. Boehm, M. Wittmann, Z. Wu, Y. Xu and Y. Zhang, *IBP reduction coefficients made simple*, *JHEP* **12** (2020) 054, [[2008.13194](#)].
- [77] W. J. Torres Bobadilla, *Lotty: the LOop-Tree dualTY automation*, *MPP-2021-11* (2021) .
- [78] G. F. R. Sborlini, *A geometrical approach to causality in multi-loop amplitudes*, [2102.05062](#).