

Discrete and zeta-regularized determinants of the Laplacian on polygonal domains with Dirichlet boundary conditions

Rafael L. Greenblatt*
SISSA, Trieste, Italy

February 28, 2025

Abstract

For $\Pi \subset \mathbb{R}^2$ a connected, open, bounded set whose boundary is a finite union of polygons whose vertices have integer coordinates, the logarithm of the discrete Laplacian on $L\Pi \cap \mathbb{Z}^2$ with Dirichlet boundary conditions has an asymptotic expansion for large L in which the term of order 1 is the logarithm of the zeta-regularized determinant of the corresponding continuum Laplacian.

When Π is not simply connected, this result extends to Laplacians acting on two-valued functions with a specified monodromy class.

1 Introduction

For a domain $\Omega \subset \mathbb{R}^2$, let $\mathcal{G}(\Omega)$ be the graph whose vertex set is $\tilde{\Omega} := \Omega \cap \mathbb{Z}^2$ and whose edge set $\mathcal{E}(\Omega)$ is the set of pairs $\{x, y\} \subset \tilde{\Omega}$ such that the line segment \overline{xy} has length one and is entirely contained in Ω (see Figure 1 for examples). The discrete Laplacian on Ω with Dirichlet boundary conditions is the operator $\tilde{\Delta}_\Omega$ on $\ell^2(\Omega \cap \mathbb{Z}^2)$ given by

$$\tilde{\Delta}_\Omega f(x) = 4f(x) - \sum_{\substack{y \in \mathbb{Z}^2 \\ \overline{xy} \subset \Omega \\ |x-y|_1=1}} f(y), \quad (1)$$

*e-mail address: rafael.greenblatt@gmail.com

where \overline{xy} is the closed line segment from x to y . Note that for bounded Ω , this is a symmetric matrix with eigenvalues in $(0, 4)$. The main focus of this manuscript is studying $\det \tilde{\Delta}_\Omega$ of the following form: we will fix a bounded open set $\Pi \subset \mathbb{R}^2$ whose boundary is a disjoint union of polygons whose vertices are all in \mathbb{Z}^2 , and consider $\Omega = L\Pi$ for integer L . Throughout

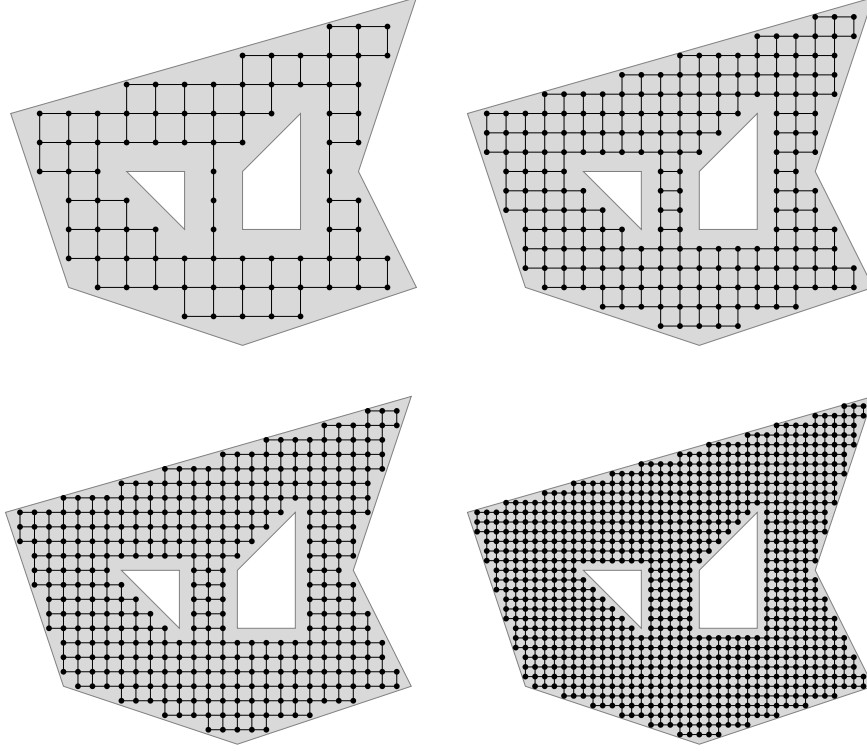


Figure 1: Example of a shape Π and the graphs $\mathcal{G}(L\Pi)$ for different integer values of L (not to scale).

this work, I will use Ω for a general domain and Π for a bounded domain of this polygonal form.

In fact I will consider a somewhat more general Laplacian. For an assignment of $\rho_{xy} \in \mathbb{C}$ to each $x, y \in \Omega \cap \mathbb{Z}^2$ with $|x - y|_1 = 1$ such that $\rho_{xy} = 1/\rho_{yx}$, we can define the discrete scalar Laplacian on Ω with Dirichlet boundary conditions and connection ρ as

$$\tilde{\Delta}_{\Omega, \rho} f(x) = 4f(x) - \sum_{\substack{y \in \mathbb{Z}^2 \\ \overline{xy} \subset \Omega \\ |x-y|_1=1}} \rho_{xy} f(y). \quad (2)$$

Writing out $\det \tilde{\Delta}_{\Omega, \rho}$ by the Leibniz formula, ρ appears in the form of prod-

ucts

$$\prod_{j=1}^n \rho_{y_j, y_{j+1}} \quad (3)$$

where y_1, \dots, y_{n+1} is a sequence which has no repeated elements except $y_{n+1} \equiv y_1$; these sequences can be naturally identified with simple closed curves; I will call them monodromy factors. I will consider connections with the following property: for some finite $\Sigma \subset \Omega^c$, the monodromy factor is -1 if the associated closed curve winds around an odd number of elements of Σ and 1 otherwise. From the above considerations, $\det \tilde{\Delta}_{\Omega, \rho}$ is the same for all ρ with this property for the same Σ , so we can let

$$\det_{\Sigma} \tilde{\Delta}_{\Omega} := \det \tilde{\Delta}_{\Omega, \rho} \quad (4)$$

for an arbitrary chosen such connection; it is easy to construct such a ρ for any Σ . In fact in this way we obtain all of the connections which are “flat” (that is, for which the monodromy factor is 1 for all contractible curves) and take values only in ± 1 .

These determinants are the partition functions of certain sets of essential cycle-rooted spanning forests [Ken11]. In the simply connected case (where Σ plays no role) the set of forests in question is simply the set of spanning trees on the graph formed by adding a “giant” vertex to $\mathcal{G}(\Omega)$ which is connected to all the vertices on the boundary, and this statement is a restatement of the Kirchoff matrix-tree theorem. In this case, and also for the case when Ω is genus 1 and Σ consists of a single point in the finite component of Ω^c , this partition function is in turn equal to the number of perfect matchings (configurations of the dimer model) on a “Temperleyan” graph constructed from $\mathcal{G}(\Omega)$; however for higher-genus planar domains this correspondence involves a set of forests which has a different characterization [BLR19].

The main result of the present paper is the following:

Theorem 1.

$$\begin{aligned} \log \det_{L\Sigma} \tilde{\Delta}_{L\Pi} = & \#((L\Pi) \cap \mathbb{Z}^2) \alpha_0 + \sum_{x \in \partial_{\text{ext}}(L\Pi \cap \mathbb{Z}^2)} \alpha_1(B_2(x) \cap L\Pi) \quad (5) \\ & + \alpha_2(\Pi) \log L + \alpha_3(\Pi, \Sigma) + \mathcal{O}\left(\frac{(\log L)^2}{L^{2/9}}\right) \end{aligned}$$

as $L \rightarrow \infty$, where

1. $\#$ denotes the cardinality;

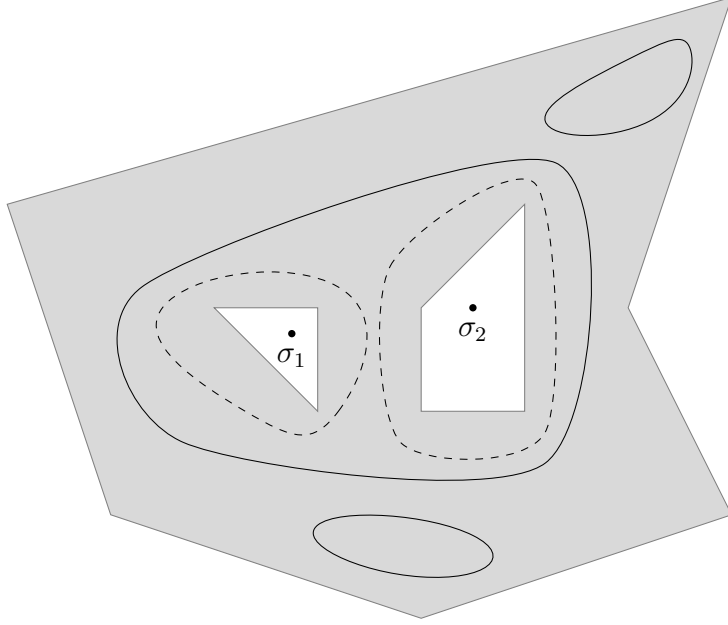


Figure 2: Example of a region Π and set $\Sigma = \{\sigma_1, \sigma_2\}$ used to specify monodromy factors; in this example the solid curves have monodromy 1 and the dashed curves have monodromy -1 , independent of their orientation.

2. ∂_{ext} denotes the exterior boundary, that is the set of points in $\mathbb{Z}^2 \setminus L\Pi$ with at least one neighbor in $L\Pi$; $B_2(x)$ is the closed disk of radius 2 centered at x ;
3. $\alpha_2(\Pi)$ is the sum over corners of Π of $(\pi^2 - \theta^2)/12\pi\theta$ where θ is the angle measured in the interior of the corner;
4. $\alpha_3(\Pi, \Sigma)$ is the logarithm of the ζ -regularized determinant of the continuum Laplacian on Π with a connection compatible with Σ , defined in Section 2 below.

The ζ -regularized determinant of the Dirichlet Laplacian is a very well-studied object, not least because it gives a way of defining a (finite) partition function for free quantum field theories and has a very accessible relationship to the geometry of the domain on which it is defined; it has consequently been used to study the Casimir effect [DC76], the behavior of quantum field theory in curved space-time [Haw77], and conformal field theory [Gaw99]. When Π is simply connected (i.e. a polygon) has been described in great detail in [AS94]. Among other things, the fact that α_3 is the logarithm of

such a determinant implies that $\alpha_3(L\Pi, L\Sigma) = \alpha_2(\Pi) \log L + \alpha_3(\Pi, \Sigma)$ (see Equations (23) and (121)), so Equation (5) is equivalent to

$$\begin{aligned} \log \det_{L\Sigma} \tilde{\Delta}_{L\Pi} = & \#((L\Pi) \cap \mathbb{Z}^2) \alpha_0 + \sum_{x \in \partial_{\text{ext}}(L\Pi \cap \mathbb{Z}^2)} \alpha_1(B_2(x) \cap L\Pi) \\ & + \alpha_3(L\Pi, L\Sigma) + \mathcal{O}\left(\frac{(\log L)^2}{L^{2/9}}\right), \end{aligned} \quad (6)$$

which we in fact prove first.

One consequence of Equation (5) is that, for two different Σ on the same Π ,

$$\frac{\det_{L\Sigma_1} \tilde{\Delta}_{L\Pi}}{\det_{L\Sigma_2} \tilde{\Delta}_{L\Pi}} = \exp\left(\frac{\alpha_3(\Pi, \Sigma_1)}{\alpha_3(\Pi, \Sigma_2)}\right) + o(1), \quad L \rightarrow \infty. \quad (7)$$

Expansions to this order for determinants of Laplacians (or dimer partition functions, or Ising model partition functions, which are closely related under suitable conditions) have now been studied for at least two generations. The presence of a term of constant order is interesting for applications to statistical physics, for example since it is related to the notion of central charge in conformal field theory [BCN86; Aff86].

When comparing these results it is important to note that boundary conditions (which, in the dimer model, are expressed in details of the geometry chosen) can have dramatic effects. For example, the first publication containing asymptotic formulas of this type [Fer67] considered the partition function of the dimer model on a discrete rectangle, which is not a Temperleyan graph, and so does not correspond to Dirichlet boundary conditions; consequently the expansion obtained there (which, in particular, has no logarithmic term) is not a special case of Theorem 1, although it has some similarities.

The aforementioned first publication, by Ferdinand in 1967, studied the discrete torus as well as a rectangle, and noted the presence of a term of constant order, expressed in terms of special functions. This expansion started from the expression of the partition function as a Pfaffian (square root of the determinant) or linear combination of Pfaffians of matrices which had been explicitly diagonalized, and then carried out an asymptotic expansion using the Euler-Maclaurin formula. Subsequently this approach was extended to other geometries, such as the cylinder and Klein bottle, and to obtain the asymptotic series to all orders in the domain size [IOH03; BEP18].

The first work to consider a case included in Theorem 1 was [DD83, in particular Equation (4.23)], who examined the determinant of the Laplacian on a rectangular lattice with Dirichlet boundary conditions (via the product

of the nonzero eigenvalues of the Laplacian with Neuman boundary conditions on the dual lattice, adapting an earlier calculation [Bar70], which was the first to include a logarithmic term); this was the first work to explicitly identify part of the expansion of the discrete Laplacian determinant with a zeta-regularized determinant. Subsequently, Kenyon [Ken00] used the result of this calculation (which was based on an exact diagonalization of the Laplacian), combined with a formula using dimer correlation functions to relate partition functions on different domains, to obtain a result for rectilinear polygons, that is, simply connected domains with sides parallel to the axes of \mathbb{Z}^2 . Kenyon gives an alternative characterization of the term α_3 , related to the limiting average height profile of the associated dimer model; recently Finski [Fin20] showed that this is in fact the logarithm of the zeta-regularized determinant in a work which also generalized the result to, among other things, nonsimply-connected domains (including nontrivial vector bundles), albeit still with the restriction that the boundary of the domain should always be parallel to one of the coordinate axes.

In the subsequent two decades there have also been a number of works relating the determinant of the Laplacian on higher-dimensional analogs of the discrete torus or rectangle [CJK10; Ver18; HK20] to the corresponding zeta-regularized determinants. Although these authors introduced ideas which illuminate several aspects of the problem and make it possible to treat arbitrary dimension, they only treated graphs for which the spectrum of the Laplacian is given quite explicitly (although [CJK10] does not use this directly, their treatment is based on the fact that the discrete torus is a Cayley graph, which is essentially the reason its spectrum can be calculated so explicitly). For some self-similar fractals, the problem has been approached using recursive relationships which characterize the spectrum less explicitly [CTT18], but this leads us into a rather different context.

As in [CJK10], the proof of Theorem 1 is based on the relationship between the (matrix or zeta-regularized) determinant to the trace of the heat kernel, reviewed in Section 2; however, once this relationship is introduced, I treat the heat kernel using only a probabilistic representation, as the transition probability of a random walk or Brownian motion. In Section 3, I introduce this representation (which is nonstandard only because of the presence of nontrivial monodromy factors) and present some straightforward bounds on the effect of changes in the domain Ω and the set Σ which encodes the monodromy. Such bounds can be used to obtain an expansion for the behaviour of the trace of the continuum heat kernel at small time (small, that is, on the scale associated with the domain); in Section 4, I review the proof of this expansion given in [Kac66], which also provides the occasion to introduce

certain definitions which will be used again later on to identify corresponding contributions in the discrete heat kernel. For times which are large on the lattice scale, the trace of the discrete heat kernel converges to that of the corresponding continuum heat kernel; in 5 I give quantitative estimates on this convergence, based on the dyadic approximation. Then in Section 6 I use a combination of the methods of the previous sections to control the behavior of the lattice heat kernel in a regime corresponding to that of the expansion for its continuum counterpart considered in Section 4. Finally, in Section 7 I combine all of these estimates to conclude the proof of Theorem 1.

Theorem 1 is limited to (1) planar regions, (2) polygons whose corners have integer coordinates, (3) Dirichlet boundary conditions, and (4) subsets of the square lattice, rather than more general planar graphs; let me comment on these limitations.

1. There does not seem to be any particular difficulty in extending the result to higher-dimensional polytopes, should such a result be of interest; however several of the motivations for studying the problem are particular to the two-dimensional case. Similarly, it is quite straightforward to generalize this treatment to a torus, cylinder, Klein bottle, or Möbius strip, but these cases are all already well understood by other means [Fin20]. Domains with punctures or slits [KW20] may also be accessible with some technical improvements.
2. The restriction to this class of polygonal domains is related to the construction of the term involving the “surface tension” α_1 in Equation (5). Near the edges of the domain and away from the corners (the situation at the corners is more complicated, but in the end the same considerations come into play), the domain coincides with an infinite half-plane in regions of size proportional to L , so that the heat kernel there is very well approximated by the heat kernel on the intersection of \mathbb{Z}^2 with that half plane. The construction of α_1 , given in Section 6, takes advantage of this, using the fact that, because the slope of the boundary of the half-plane is rational, the result is a periodic graph.
3. The discrete heat kernel in Dirichlet boundary conditions has a particularly convenient probabilistic representation (see Section 3 for details): for a trivial connection, the diagonal elements are simply the probabilities that a standard continuous-time random walk on \mathbb{Z}^2 returns to its starting point at a specified time without ever having left the domain. This characterization has many helpful properties (most immediately, it is strictly monotone in the choice of domain). For a general connection, it is the expectation value of a function which is the monodromy

factor of the trajectory of the random walk if it returns to its starting point without leaving the domain and zero otherwise, which is obviously bounded in absolute value by the probability used in the former case. The continuum heat kernel has a similar representation in terms of standard two-dimensional Brownian motion.

The probabilistic representation for the Laplacian with Neumann boundary conditions is less immediately tractable; in two dimensions this might seem to be a moot point since there is a duality between Neumann and Dirichlet boundary conditions, but it the problem returns if one wishes to treat mixed boundary conditions.

4. The restriction to the square lattice is most crucial for the technique I use to obtain quantitative control on the approximation between the discrete and continuum heat kernels in Section 5. I use an approach based on the dyadic coupling, which is essentially a one-dimensional technique, but which can be applied to continuous-time random walks on \mathbb{Z}^d and a few other graphs where the coordinates of the walker evolve independently.

There are a number of interesting problems which could be studied if this limitation could be overcome. In the last few years, similar expansions for periodic graphs imbedded in the torus [KSW16] or Klein bottle [Cim20] based on the characteristic polynomial method have found a constant term which is universal (i.e. independent of many of the details of exactly which graph is chosen); it seems reasonable to expect that the same is true for some class of planar graphs. Furthermore, the determinants of Laplacians of a large class of graphs embedded in nonplanar manifolds appear in the study of Liouville quantum gravity as partition functions of the discrete Gaussian free field and other lattice models [Ang+20].

Acknowledgements

I thank Bernard Duplantier for introducing me to this problem, and pointing out its relationship to the heat kernel. The outline of the proof occurred to me during the workshop “Dimers, Ising Model, and their Interactions” at the Banff International Research Station, and I thank the organizers for the invitation to attend the workshop as well as the many participants in the discussions which provoked it. I would also like to thank Alessandro Giuliani for discussing the work with me through all the stages of development.

This work was conducted at the Università degli Studi Roma Tre (Rome, Italy) with the support of the European Research Council (ERC) under the

European Union's Horizon 2020 research and innovation programme (ERC CoG UniCoSM, grant agreement n.724939).

2 Heat kernels, zeta functions, and determinants

For M a symmetric $m \times m$ matrix with positive eigenvalues $0 < \mu_1 \leq \mu_2 \leq \dots, \mu_m$, we define an entire function by

$$\zeta_M(s) := \sum_{j=1}^m \mu_j^{-s}; \quad (8)$$

we then have

$$\zeta'_M(0) = - \sum_{j=1}^m \log \mu_j = - \log \det M \quad (9)$$

or equivalently $\det M = \exp(-\zeta'_M(0))$; to evaluate this, we note that for $\operatorname{Re} s > 0$

$$\zeta_M(s) = \sum_{j=1}^m \frac{1}{\Gamma(s)} \int_0^\infty t^{s-1} e^{-t\mu_j} dt = \frac{1}{\Gamma(s)} \int_0^\infty t^{s-1} \operatorname{Tr} e^{-tM} dt \quad (10)$$

where $\Gamma(s) := \int_0^\infty t^{s-1} e^{-t} dt$, and consequently

$$\zeta'_M(s) = \frac{1}{\Gamma(s)} \int_0^\infty t^{s-1} \log t \operatorname{Tr} e^{-tM} dt - \frac{\psi(s)}{\Gamma(s)} \int_0^\infty t^{s-1} \operatorname{Tr} e^{-tM} dt, \quad (11)$$

where $\psi(s) := \Gamma'(s)/\Gamma(s)$. Using obvious bounds for $\operatorname{Tr} e^{-tM}$ and well-known asymptotics for ψ and Γ near the origin [DLMF, eq. 5.7.1, 5.7.6] we can obtain

$$\zeta'_M(0) = \lim_{s \rightarrow 0^+} \zeta'_M(s) = \int_0^{e^{-\gamma}} \operatorname{Tr} (e^{-tM} - I) \frac{dt}{t} + \int_{e^{-\gamma}}^\infty \operatorname{Tr} e^{-tM} \frac{dt}{t} \quad (12)$$

In our case, we are therefore interested in $\operatorname{Tr} e^{-t\tilde{\Delta}_{\Omega,\rho}}$. Writing out the exponential as a power series and expanding the trace and matrix powers, once again ρ appears only through the monodromy factors, so we will write $\operatorname{Tr}_\Sigma e^{-t\tilde{\Delta}_\Omega} = \operatorname{Tr} e^{-t\tilde{\Delta}_{\Omega,\rho}}$ for any ρ associated with Σ .

To obtain comparable continuum entities, let $\mathcal{L}(\Pi, \Sigma)$ denote a smooth real line bundle over Π with a connection such that parallel transport around a closed curve corresponds to multiplication by -1 if the curve winds around

an odd number of points from Σ and 1 otherwise, and let $\Delta_{\Pi,\Sigma}$ be the Laplacian on $\mathcal{L}(\Pi, \Sigma)$ with Dirichlet boundary conditions¹. For consistency with Equation (1) we use the positive Laplacian, giving a sign change with respect to many of the references cited.

The spectrum of $\Delta_{\Pi,\Sigma}$ is discrete and bounded from below, and its density of states is asymptotically approximately linear (Weyl's law), so the zeta function

$$\zeta_{\Delta_{\Pi,\Sigma}}(s) := \sum_{\lambda \in \text{spec } \Delta_{\Pi,\Sigma}} \lambda^{-s} \quad (13)$$

is well defined and analytic for $\text{Re } s > 1$; as we shall shortly see, $\zeta_{\Delta_{\Pi,\Sigma}}$ can be analytically continued to a neighborhood of 0, and – by analogy with Equation (9) – $e^{-\zeta'_{\Delta_{\Pi,\Sigma}}(0)}$ is called the ζ -regularized determinant of the Laplacian.

The analogues of Equations (10) and (11) holds for $\text{Re } s > 1$ (using Weyl's law to show that $e^{-t\Delta_{\Pi,\Sigma}}$ is trace class for $t > 0$); its trace has a noteworthy asymptotic expansion [BB62]

$$\text{Tr } e^{-t\Delta_{\Pi,\Sigma}} = a_0(\Pi)t^{-1} + a_1(\Pi)t^{-1/2} + a_2(\Pi) + \mathcal{O}(e^{-\delta^2(\Pi)/t}), \quad t \rightarrow 0+ \quad (14)$$

where $a_0(\Pi)$ is $1/4\pi$ times the area of Π , $a_1(\Pi)$ is $-1/8\sqrt{\pi}$ times the length of the boundary, and $a_2(\Pi)$ is the sum over corners of $(\pi^2 - \theta^2)/24\pi\theta$ where θ is the opening angle measured from the interior of Π^2 ; an expansion for smooth manifolds with smooth boundaries (or no boundaries) is also known [MS67; Gil94]. Although [BB62; Kac66; MS67] were formulated for the plane Laplacian or Laplace-Beltrami operator (equivalent to $\Sigma = \emptyset$), the proof of Equation (14) in [Kac66] extends straightforwardly to the other connections we consider. I will present a version of this proof in Section 4, both for completeness and because some of the entities introduced there are helpful for comparison with the discrete case.

$\text{Tr } e^{-t\Delta_{\Pi,\Sigma}}$ also decreases exponentially for sufficiently large t , since the spectrum of $\Delta_{\Pi,\Sigma}$ is bounded away from 0, and so letting

$$F_{\Pi,\Sigma}(t) := \text{Tr } e^{-t\Delta_{\Pi,\Sigma}} - a_0(\Pi)t^{-1} - a_1(\Pi)t^{-1/2} - a_2(\Pi)\mathbb{1}_{[0,e^{-\gamma}]}(t) \quad (15)$$

¹This is defined as usual as the continuous extension of the Laplacian acting on smooth sections of $\mathcal{L}(\Pi, \Sigma)$ which vanish at the boundary of Π .

²The first formula for a_2 is in [Kac66]; this simpler version, due to D. B. Ray, was first published in [MS67].

we obtain, for any $K > e^{-\gamma}$ and $\operatorname{Re} s > 1$,

$$\begin{aligned} & \int_0^K t^{s-1} \operatorname{Tr} e^{-t\Delta_{\Pi,\Sigma}} dt - \int_0^K t^{s-1} F_{\Pi,\Sigma}(t) dt \\ &= \int_0^K (a_0(\Pi)t^{s-2} + a_1(\Pi)t^{s-3/2}) dt + a_2(\Pi) \int_0^{e^{-\gamma}} t^{s-1} dt \\ &= a_0(\Pi) \frac{K^{s-1}}{1-s} + a_1(\Pi) \frac{K^{s-1/2}}{\frac{1}{2}-s} + \frac{a_2(\Pi)}{s} e^{-\gamma s}; \end{aligned} \quad (16)$$

we thus have

$$\begin{aligned} \Gamma(s) \zeta_{\Delta_{\Pi,\Sigma}}(s) &= \int_K^\infty t^{s-1} \operatorname{Tr} e^{-t\Delta_{\Pi,\Sigma}} dt + \int_0^K t^{s-1} F_{\Pi,\Sigma}(t) dt + a_0(\Pi) \frac{K^{s-1}}{1-s} \\ &\quad + a_1(\Pi) \frac{K^{s-1/2}}{\frac{1}{2}-s} + \frac{a_2(\Pi)}{s} e^{-\gamma s}, \end{aligned} \quad (17)$$

and we can analytically continue and then take the limit $K \rightarrow \infty$ to obtain

$$\zeta_{\Delta_{\Pi,\Sigma}}(s) = \frac{1}{\Gamma(s)} \left[\int_0^\infty t^{s-1} F_{\Pi,\Sigma}(t) dt + \frac{a_2(\Pi)}{s} e^{-\gamma s} \right] \quad (18)$$

for all $|s| < \frac{1}{2}$, and noting that

$$\left. \frac{d}{ds} \int_0^\infty t^{s-1} F_{\Pi,\Sigma}(t) dt \right|_{s=0} = \int_0^\infty F_{\Pi,\Sigma}(t) \log t \frac{dt}{t} < \infty \quad (19)$$

along with

$$\lim_{s \rightarrow 0} \frac{1}{\Gamma(s)} = 0, \quad \lim_{s \rightarrow 0} \frac{d}{ds} \frac{1}{\Gamma(s)} = 1, \quad \lim_{s \rightarrow 0} \frac{1}{s\Gamma(s)} = 1, \quad \text{and} \quad \lim_{s \rightarrow 0} \frac{d}{ds} \frac{1}{s\Gamma(s)} = \gamma \quad (20)$$

gives

$$\zeta'_{\Delta_{\Pi,\Sigma}}(0) = \int_0^\infty F_{\Pi,\Sigma}(t) \frac{dt}{t}. \quad (21)$$

Note, finally, that from the definitions of F and the various $a_n(\Pi)$ we have

$$\begin{aligned} F_{L\Pi}(t) &= \operatorname{Tr} e^{-(t/L^2)\Delta_{\Pi,\Sigma}} - a_0(\Pi) \frac{L^2}{t} - a_1(\Pi) \frac{L}{t^{1/2}} - a_2(\Pi) \mathbb{1}_{[0, e^{-\gamma} L^2]}(t) \\ &= F_{\Pi,\Sigma}(t/L^2) + a_2(\Pi) \mathbb{1}_{(1, L^2]}(e^\gamma t) \end{aligned} \quad (22)$$

whence

$$\zeta'_{\Delta_{L\Pi, L\Sigma}}(0) = \zeta'_{\Delta_{\Pi,\Sigma}}(0) + 2a_2(\Pi) \log L. \quad (23)$$

3 Heat kernels, Brownian motion, and random walks

I now turn to the representation I will use to estimate the trace of $e^{-t\tilde{\Delta}_{L\Pi,\Sigma}}$. This is a matrix whose elements are

$$\begin{aligned} \tilde{P}_{\Omega,\rho}^D(x,y;t) &:= \left[e^{-t\tilde{\Delta}_{\Omega,\Sigma}} \right]_{xy} = e^{-4t} \sum_{n=0}^{\infty} \frac{t^n}{n!} \left[\left(4I - \tilde{\Delta}_{\Omega,\Sigma} \right)^n \right]_{xy} \\ &= e^{-4t} \sum_{n=0}^{\infty} \frac{(4t)^n}{n!} \sum_{y_1: |x-y_1|=1} \frac{\rho_{x,y_1}}{4} \dots \sum_{y_n: |y_{n-1}-y_n|=1} \frac{\rho_{y_{n-1},y_n}}{4} \delta_{y_n,y}, \end{aligned} \quad (24)$$

where I is the identity matrix. When $\rho \equiv 1$, this can be understood as a probability in terms of a random walk: to be precise,

$$\tilde{P}_{\Omega}^D(x,y;t) = \mathbb{P}_x \left[\widetilde{\mathcal{W}}_t = y, \tilde{T}_{\Omega} > t \right] \quad (25)$$

where $\widetilde{\mathcal{W}}$ is a standard continuous-time random walk on \mathbb{Z}^2 starting at x , and \tilde{T}_X , $X \subset \mathbb{R}^2$, denotes the first time at which $\widetilde{\mathcal{W}}$ leaves X , which in light of the definition Equation (1), we understand to be the first time it jumps along a bond associated with a line segment not entirely contained in X .

Letting $W_z(\widetilde{\mathcal{W}};t)$ denote the winding number (index) of $\widetilde{\mathcal{W}}$ around z up to time t , when ρ is associated with some Σ , for the diagonal elements (which, ultimately, are the ones we are interested in) this generalizes to

$$\tilde{P}_{\Omega,\Sigma}^D(x,x;t) = \mathbb{E}_x \left[\mathbb{1}_{\{x\}} \left(\widetilde{\mathcal{W}}_t \right) \mathbb{1}_{(t,\infty)} \left(\tilde{T}_{\Omega} \right) e^{i\pi W_{\Sigma}(\widetilde{\mathcal{W}};t)} \right] \quad (26)$$

with $W_{\Sigma}(\widetilde{\mathcal{W}};t) := \sum_{\sigma \in \Sigma} W_{\sigma}(\widetilde{\mathcal{W}};t)$.

Let us now look at the continuum. With $\Sigma = \emptyset$, $\Delta_{\Omega,\Sigma}$ is just the usual Dirichlet Laplacian Δ_{Ω} on Ω , and so for $t > 0$ $e^{-t\Delta_{\Omega}}$ is an integral operator whose kernel can be written

$$P_{\Omega}^D(x,y;t) = \lim_{r \rightarrow 0^+} \frac{1}{\pi r^2} \mathbb{P}_x [|y - \mathcal{W}_t| \leq r, T_{\Omega} > t], \quad (27)$$

where \mathcal{W} is a Brownian motion starting from x , and T_{Ω} is its first exit time from Ω .

A similar form holds for the more general case. For $\sigma, x \in \mathbb{R}^2$ let $\varphi_{\sigma}(x)$ be the angle between $x - \sigma$ and the horizontal axis, with values in $(-\pi, \pi]$, and let $\varphi_{\Sigma}(x)$ be $\sum_{\sigma \in \Sigma} \varphi_{\sigma}(x) + 2\pi n(x)$ for whichever integer $n(x)$ puts it in the same interval. Then smooth sections of $\mathcal{L}(\Omega, \Sigma)$ are in a natural one-to-one correspondence with functions $\Omega \rightarrow \mathbb{R}$ which are smooth except that

$f(x_n) \rightarrow -f(x)$ when $\varphi_\Sigma(x_n) \searrow -\pi$ modulo 2π , so that the Laplacian on $\mathcal{L}(\Omega, \Sigma)$ coincides with the Laplacian acting on these latter functions when it is extended by continuity to the points with $\varphi_\Sigma(x) = \pi$. So $e^{-t\Delta_{\Omega, \Sigma}}$ acting on this space is an integral operator with kernel

$$P_\Omega^D(x, y; t) = \lim_{r \rightarrow 0^+} \frac{1}{\pi r^2} \left\{ \mathbb{P}_x[|\mathcal{W}_t - y| \leq r, T_\Omega > t, \right. \\ \left. 2\pi W_\Sigma(\mathcal{W}; t) + \varphi_\Sigma(x) \in (-\pi, \pi] + 4\pi\mathbb{Z}] \right. \\ \left. - \mathbb{P}_x[|\mathcal{W}_t - y| \leq r, T_\Omega > t, \right. \\ \left. 2\pi W_\Sigma(\mathcal{W}; t) + \varphi_\Sigma(x) \in (\pi, 3\pi] + 4\pi\mathbb{Z}] \right\}. \quad (28)$$

When $y = x$ we can rewrite this as

$$P_{\Omega, \Sigma}^D(x, x; t) = \lim_{r \rightarrow 0^+} \frac{1}{\pi r^2} \mathbb{E}_x \left[\mathbb{1}_{[0, r]}(|\mathcal{W}_t - x|) \mathbb{1}_{(t, \infty)}(T_\Omega) e^{i\pi W_\Sigma(\mathcal{W}; t)} \right], \quad (29)$$

which can be used to calculate

$$\text{Tr } e^{-t\Delta_{\Omega, \Sigma}} = \int_\Omega P_{\Omega, \Sigma}^D(x, x; t) dx. \quad (30)$$

This probabilistic representation can be used to prove a number of bounds. Let us begin with the following estimate on the effect of changes in Ω and/or Σ , which will be one of the basic ingredients for the rest of the present paper.

Theorem 2. *There is a constant $C_1 > 0$ such that for all $\Omega, \Theta \subset \mathbb{R}^2$, $\Sigma \subset \Omega^c \cap \Theta^c$, $x \in \Omega \cap \Theta$,*

$$|P_{\Omega, \Sigma_1}^D(x, x; t) - P_{\Theta, \Sigma_2}^D(x, x; t)| \leq \frac{C_1}{t} \exp(-[\text{dist}(x, (\Theta \triangle \Omega) \cup (\Sigma_1 \triangle \Sigma_2))]^2/8t). \quad (31)$$

Proof. For brevity let $R := \text{dist}(x, (\Theta \triangle \Omega) \cup (\Sigma_1 \triangle \Sigma_2))$. Using Equation (29), we first note that

$$|P_{\Omega, \Sigma_1}^D(x, x; t) - P_{\Theta, \Sigma_2}^D(x, x; t)| \leq 2P_0(t) := 2P_{\mathbb{R}^2, \emptyset}^D(x, x; t) = \frac{1}{2\pi t}, \quad (32)$$

which already gives a bound of the desired form for $R^2 < t$. In the complementary case, we begin by noting that

$$|P_{\Omega, \Sigma_1}^D(x, x; t) - P_{\Theta, \Sigma_2}^D(x, x; t)| \\ = \lim_{r \searrow 0} \frac{1}{\pi r^2} \left| \mathbb{E}_x \left[\mathbb{1}_{[0, r]}(|\mathcal{W}_t - x|) \left\{ \mathbb{1}_{(t, \infty)}(T_\Omega) e^{i\pi W_{\Sigma_1}(\mathcal{W}; t)} - \mathbb{1}_{(t, \infty)}(T_\Theta) e^{i\pi W_{\Sigma_2}(\mathcal{W}; t)} \right\} \right] \right|. \quad (33)$$

For the difference in the expectation to be nonzero, \mathcal{W} must either enter $\Theta\Delta\Omega$ or wind around a point in $\Sigma_1\Delta\Sigma_2$ before time t , either of which requires it to travel a distance at least R from its starting point; thus

$$\begin{aligned} |P_{\Omega,\Sigma_1}^D(x, x; t) - P_{\Theta,\Sigma_2}^D(x, x; t)| &\leq 2 \lim_{r \searrow 0} \frac{1}{\pi r^2} \mathbb{P}_x [|\mathcal{W}_t - x| \leq r, T_{B_R(x)} \leq t] \\ &\leq 2 \mathbb{P}_x [T_{B_R(x)} \leq t] \sup_{\substack{y \notin B_R(x) \\ s \in [0, t]}} P_{\mathbb{R}^2}^D(y, x; s), \end{aligned} \quad (34)$$

where $B_R(x)$ is the circle of radius R centered at x . The probability of leaving $B_R(x)$ can be estimated in terms of the probability of moving by more than $\frac{\sqrt{2}}{2}R$ in any one of the four coordinate directions, and the probability of each of these events can be calculated using the reflection principle:

$$\mathbb{P}_x [T_{B_R(x)} \leq t] \leq 4 \operatorname{erfc} \left(\frac{\sqrt{2}R}{4\sqrt{t}} \right) \leq \frac{16\sqrt{t}}{\sqrt{2\pi}R} e^{-R^2/8t} \quad (35)$$

where erfc is the complimentary error function, and the last inequality follows from the bound

$$\operatorname{erfc}(x) \leq \frac{e^{-x^2}}{\sqrt{\pi}x}, \quad x \geq 0. \quad (36)$$

As for the second factor on the right hand side of Equation (34), we have

$$\sup_{\substack{y \notin B_R(x) \\ s \in [0, t]}} P_{\mathbb{R}^2}^D(y, x; s) = \sup_{s \in [0, t]} \frac{e^{-R^2/4s}}{4\pi s} \leq \frac{2}{e\pi R^2}, \quad (37)$$

and the claimed result for $R^2 > t$ follows by combining this with Equations (34) and (35). \square

The lattice version is somewhat more complicated.

Theorem 3. *There is a constant $C_2 > 0$ such that for all $\Omega, \Theta \subset \mathbb{R}^2$, $\Sigma \subset \Omega^c \cap \Theta^c$, $x \in \Omega \cap \Theta$,*

$$|P_{\Omega,\Sigma_1}^D(x, x; t) - P_{\Theta,\Sigma_2}^D(x, x; t)| \leq C_2 \tilde{\rho}(R, t) \quad (38)$$

with $R = \operatorname{dist}(x, (\Theta\Delta\Omega) \cup (\Sigma_1\Delta\Sigma_2))$ and

$$\tilde{\rho}(R, t) := \begin{cases} te^{-R}, & t \leq 1 \\ t^{-1}e^{-R}, & 1 < t \leq R/(4e^2) \\ t^{-1} \exp(-R^2/8t), & \text{otherwise.} \end{cases} \quad (39)$$

Proof. Beginning as before, we have

$$\left| \tilde{P}_{\Omega, \Sigma_1}^D(x, x; t) - \tilde{P}_{\Theta, \Sigma_2}^D(x, x; t) \right| \leq \mathbb{P}_x \left[\widetilde{\mathcal{W}}_t = x, \tilde{T}_{B_R} < t \right]. \quad (40)$$

We can draw four lines at a distance $\tilde{R} := \text{ceil}(\frac{\sqrt{2}}{2}R)$ from x such that, if $\widetilde{\mathcal{W}}$ leaves $B_R(x)$, it touches at least one of the lines. The probability that this happens for any given one of the lines is easily calculated using the reflection principle, and so we have

$$\left| \tilde{P}_{\Omega, \Sigma_1}^D(x, x; t) - \tilde{P}_{\Theta, \Sigma_2}^D(x, x; t) \right| \leq 4\mathbb{P}_0 \left[\widetilde{\mathcal{W}}_t = (2\tilde{R}, 0) \right]. \quad (41)$$

For $t > \max(1, \tilde{R}/8e^2)$ the probability on the right hand side can be approximated by a Gaussian [Pan93], and this gives an estimate of the same form as obtained in Theorem 2 above for Brownian motion.

In the other cases, letting N_t be the number of jumps in \widetilde{W} up to time t , we can estimate

$$\mathbb{P}_x \left[\widetilde{\mathcal{W}}_t = x, \tilde{T}_{B_R^c(x)} < t \right] \leq \mathbb{P} [N_t \geq 2 \text{ceil}(R)] \mathbb{P}_x \left[\widetilde{\mathcal{W}}_t = x \mid N_t \geq 2 \text{ceil}(R) \right]. \quad (42)$$

N_t is Poisson distributed with mean $4t$, so

$$\mathbb{P} [N_t \geq n] = e^{-4t} \sum_{m=n}^{\infty} \frac{(4t)^m}{m!} \leq \frac{(4t)^m}{m!}. \quad (43)$$

For $t < 1$ this is more than enough to imply the desired bound. For $t > 4e^2R$ we can use

$$\frac{(4t)^m}{m!} \leq \left(\frac{4et}{m} \right)^m = \exp \left(y \left[1 + \log 4 - \log \frac{t}{y} \right] \right) \leq e^{-y}, \quad (44)$$

which together with

$$\mathbb{P}_x \left[\widetilde{\mathcal{W}}_t = x \mid N_t \geq 2 \text{ceil}(R) \right] = \mathcal{O}(1/R) \quad (45)$$

completes the proof. \square

4 Reference geometries for the continuum heat kernel

In this section we review the proof of Equation (14). This is substantially the same proof as [Kac66], who considered the case of the trivial bundle.



Figure 3: Example of a polygonal domain Π showing the regions for which $R_\Pi(x)$ is of the specified form.

We present it here in order to make it clear that it works unchanged in the nontrivial case and to bring out a number of details in a way which will make it possible to compare with the discrete version.

Let $\kappa = \kappa(\Pi)$ be the such that, for all $x \in \Pi$, $B_\kappa(x) \cap \partial\Pi$ is contained in the union of two adjacent line segments of $\partial\Pi$. We will approximate $P_\Pi^\mathbb{D}(x, x; t)$ (and, in due time, $\tilde{P}_{L\Pi}^\mathbb{D}(x, x; t)$) by the heat kernel in a reference geometry, a set $R_\Pi(x)$ obtained by taking $B_\kappa(x) \cap \Pi$ and extending infinitely any components of $\partial\Pi$ present (see Figure 3). Note that this gives either the whole plane, a half-plane, or an infinite wedge, and that (up to translations) the same finite collection of wedges and half-planes appear for all $L \in \mathbb{N}$.

When $R(x) = \mathbb{R}^2$, we have $P_{R(x)}^\mathbb{D}(x, x; t) = P_0(t) = 1/4\pi t$; note that

$$\int_{\Omega} P_0(t) dt = \frac{|\Omega|}{4\pi t} = a_0(\Omega)t^{-1}. \quad (46)$$

The boundary of Π is a disjoint union of semi-open line segments. Let \mathcal{E} be set whose elements are the semi-infinite rectangles swept out by taking one such line segment and displacing it perpendicularly in the direction of the interior of Π and removing the original line segment, so that each $E \in \mathcal{E}$ is closed on exactly one of its three sides³. For $E \in \mathcal{E}$, let $\ell(E)$ denote the

³This is not immediately important, but when considering the discrete version it will

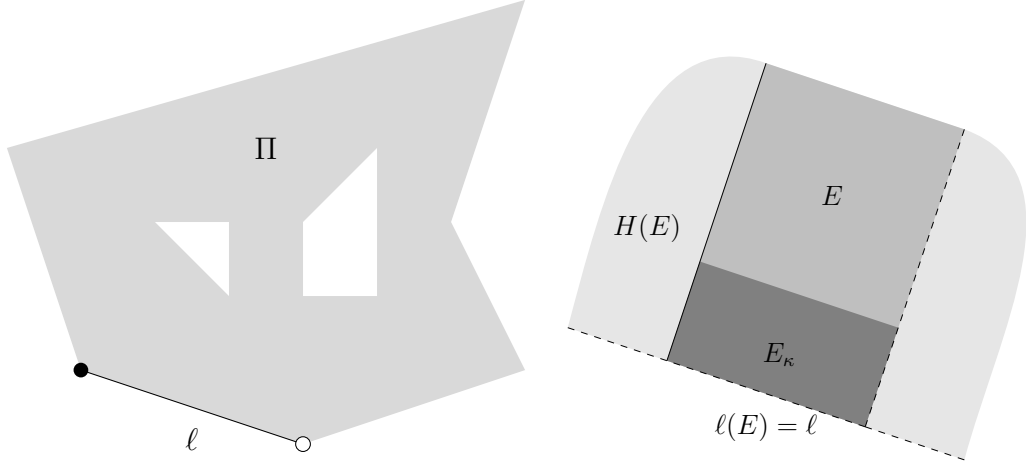


Figure 4: Constructions related to the edge term. On the left, an example of a polygonal region Π with one of the half-open line segments ℓ of the boundary highlighted. On the right, (part of) the corresponding semi-infinite rectangle E and half plane $H(E)$; note $E_\kappa \subset E \subset H(E)$.

line segment used to construct E , $w(E)$ denote the width of E (that is, the length of $\ell(E)$), so that $\sum_{E \in \mathcal{E}} w(E)$ is the perimeter of Π ; let $E_\kappa \subset E$ be the $w(E) \times \kappa$ rectangle with side $\ell(E)$. Finally, let $H(E)$ be the open half plane obtained by extending $\ell(E)$ infinitely; so the set of x with $R(x) = H(E)$ is a subset of E_κ . Some aspects of these definitions are illustrated in Figure 4.

Letting x_\perp denote the component of x perpendicular to $\ell(E)$, we have

$$P_{H(E)}^D(x, x; t) = P_0(t) - \frac{1}{4\pi t} e^{-x_\perp^2/t} =: P_0(t) + \partial P_{H(E)}(x; t) \quad (47)$$

thus

$$\int_E \partial P_{H(E)}(x; t) dx = -w(E) \frac{1}{8\sqrt{\pi}} t^{-1/2} \quad (48)$$

and thus

$$\sum_{E \in \mathcal{E}} \int_E \partial P_{H(E)}(x, x; t) dx = a_1(\Pi) t^{-1/2}. \quad (49)$$

be helpful that this has the consequence that LE , for $L \in \mathbb{N}$, is a disjoint union of L translates of E .

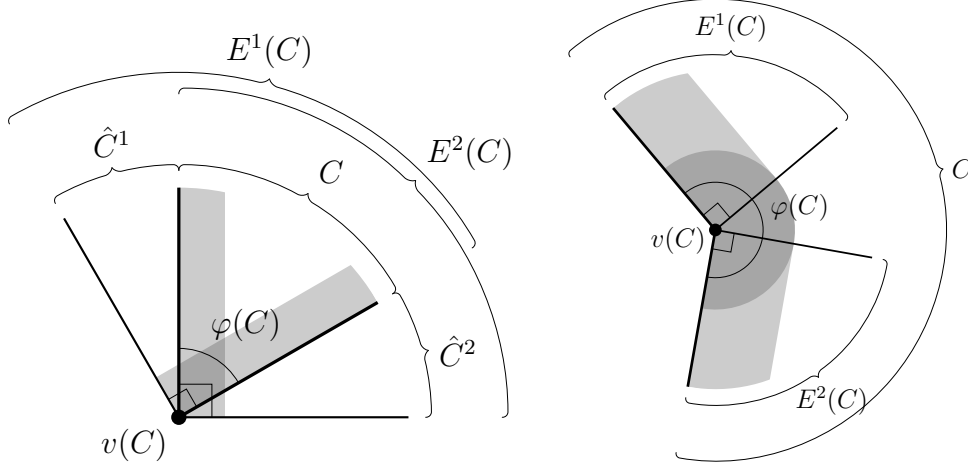


Figure 5: Two examples of the notation for the definitions of the corner term; C_κ is drawn in dark gray and a portion of E_κ^1, E_κ^2 in light gray, cf. Figure 3. Note that in the example on the left E_κ^1, E_κ^2 extend outside of C (and outside of Π); these extending portions are C_κ^1, C_κ^2 .

Also,

$$\left| \int_{E_\kappa} \partial P_{H(E)}(x, x; t) dx - \int_E \partial P_{H(E)}(x, x; t) dx \right| = w(E) \frac{1}{8\sqrt{\pi t}} \operatorname{erfc} \left(\kappa/\sqrt{t} \right) \leq \frac{w(E)}{8\pi\kappa} e^{-\kappa^2/t}. \quad (50)$$

Finally, let \mathcal{C} be the set of $C \subset \mathbb{R}^2$ which are open infinite wedges matching the corners of Π . For such a C let $\varphi(C)$ be its opening angle, and let $E^1(C), E^2(C)$ be the elements of \mathcal{E} associated with the line segments incident on the corner; thus $C = H(E^1(C)) \cap H(E^2(C))$ if $\varphi(C) \leq \pi$ and $C = H(E^1(C)) \cup H(E^2(C))$ if $\varphi(C) > \pi$. Also let $v(C)$ be the vertex of C , and let C_κ be the set of $x \in C$ which are within a distance κ of both edges of C , or equivalently the set of $x \in \Pi$ for which $R_\Pi(x) = C$. For $j = 1, 2$ let $\hat{C}_\kappa^j = (E^j)_\kappa(C) \setminus C$ and let \hat{C}^j be the corresponding infinite wedge; both of these are \emptyset if $\varphi(C) \geq \pi/2$.

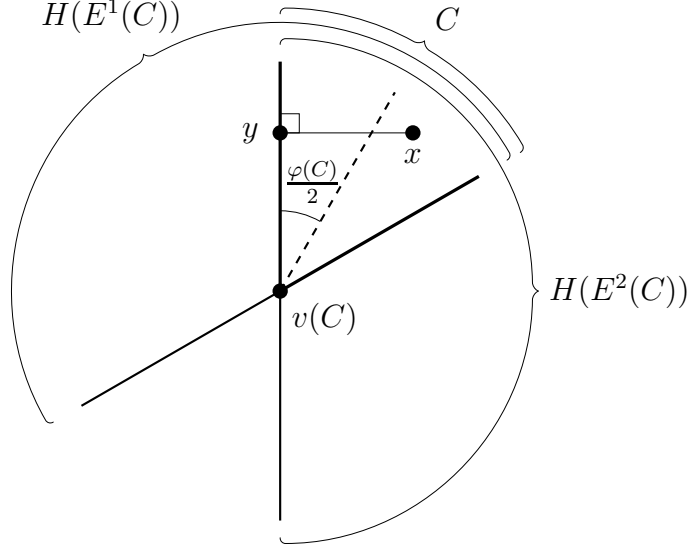


Figure 6: Example of the estimates on $P_C^<(x; t)$ in the case $\varphi(C) \leq \pi/2$; here $P_C^< = P_C^D + P_{\mathbb{R}^2} - P_{H(E^1(C))}^D - P_{H(E^2(C))}^D$. For the indicated x , y is both the closest point in $C \triangle H(E^1(C))$ and the closest point in $H(E^2(C)) \triangle \mathbb{R}^2$, and $|x - y| \geq \sin(\varphi(C)/2) |x - v(C)|$.

The point of all this is

$$\begin{aligned} \int_{\Pi} P_{R(x)}^D(x, x; t) dx &= \int_{\Pi} P_0(t) dx + \sum_{E \in \mathcal{E}} \int_{E_{\kappa}} \partial P_{H(E)}(x; t) dx \\ &\quad + \sum_{C \in \mathcal{C}} \left[\int_{C_{\kappa}} P_C^<(x; t) dx - \sum_{j=1,2} \int_{\hat{C}_{\kappa}^j} \partial P_{E_j}(x; t) dx \right] \end{aligned} \quad (51)$$

(note that the integrals over \hat{C}_{κ}^j cancel the part of the E_{κ} integrals where $x \notin \Pi$) where

$$P_C^<(x; t) := \begin{cases} P_C^D(x, x; t) - P_0(t), & x \in C \setminus (\hat{E}^1 \cup \hat{E}^2) \\ P_C^D(x, x; t) - P_{H(E_j)}^D(x, x; t), & x \in (C \cap \hat{E}_j) \setminus \hat{E}_k, \{j, k\} = \{1, 2\} \\ P_C^D(x, x; t) - P_0(t) \\ \quad - \partial P_{H(E_1)}(x; t) - \partial P_{H(E_2)}, & x \in C \cap \hat{E}_1 \cap \hat{E}_2, \end{cases} \quad (52)$$

where \hat{E}^j is the open quarter-plane with vertex $v(C)$ obtained by extending E_{κ}^j . Using Theorem 2, this satisfies $|P_C^<(x; t)| \leq 2Ct^{-1}e^{-k|x-v(C)|^2/t}$ for $k = k(\Pi) = \frac{1}{8} \min_{C \in \mathcal{C}} \sin^2 \varphi(C)/2$; the most complicated case is illustrated in

Figure 6. From Equation (47) we see that the same is true of $\partial P(x; t)$ for $x \in \hat{C}^1 \cup \hat{C}^2$. Consequently, we see that the integrals in

$$a_2(C) := \int_C P_C^\angle(x; t) dx - \sum_{j=1,2} \int_{\hat{C}^j} \partial P_{E^j}(x; t) dx \quad (53)$$

are convergent; by rescaling x we see that this is in fact independent of t , and by rotating and translating appropriately we see that in fact it depends only on $\varphi(C)$; I will not calculate the exact form, however. We also have

$$a_2(C) - \left[\int_{C_\kappa} P_C^\angle(x; t) dx - \sum_{j=1,2} \int_{\hat{C}_\kappa^j} \partial P_{E^j}(x; t) dx \right] = \mathcal{O}\left(\kappa^{-1} e^{-\kappa^2/t}\right); \quad (54)$$

combining this with a bunch of previous stuff and letting $a_2(\Pi) = \sum_{C \in \mathcal{C}} a_2(C)$ we get

$$\int_\Pi P_{R_\Pi(x)}^D(x, x; t) dx = a_0(\Pi)t^{-1} + a_1(\Pi)t^{-1/2} + a_2(\Pi) + \mathcal{O}\left(e^{-\delta^2/t}\right). \quad (55)$$

Since

$$\int_\Pi P_\Pi^D(x, x; t) dx - \int_\Pi P_{R_\Pi(x)}^D(x, x; t) dx = \mathcal{O}\left(e^{-\kappa^2 L^2/t}\right) \quad (56)$$

we obtain Equation (14).

5 Long time: convergence of the discrete and continuous heat traces

Let \mathcal{B}_s be a two dimensional Brownian bridge, shifted and rescaled so that $\mathcal{B}_0 = \mathcal{B}_t = x$; we then have

$$P_{\Omega, \Sigma}^D(x, x; t) = P_0(t) \mathbb{E}_x^t \left[D_\Omega(\mathcal{B}) e^{\frac{i}{2} W_\Sigma(\mathcal{B}; t)} \right]; \quad (57)$$

where $D_\Omega(\mathcal{B})$ is the indicator function of the event that $\mathcal{B}_s \in \Omega$ for all $s \in [0, t]$; recall $P_0(t) = P_{\mathbb{R}^2}^D(x, x; t) = 1/4\pi t$. Similarly, letting $\tilde{\mathcal{B}}_s$ be the process obtained by conditioning the continuous time random walk $\tilde{\mathcal{W}}_s$ to return to its starting point at time t ,

$$\tilde{P}_{\Omega, \Sigma}^D(x, x; t) = \tilde{P}_0(t) \mathbb{E}_x^t \left[D_\Omega(\tilde{\mathcal{B}}) e^{\frac{i}{2} W_\Sigma(\tilde{\mathcal{B}}; t)} \right]. \quad (58)$$

Combining these two expressions gives

$$\begin{aligned}
P_{\Omega, \Sigma}^D(x, x; t) - \tilde{P}_{\Omega, \Sigma}^D(y, y; t) &= P_0(t) \left\{ \mathbb{E}_x^t \left[D_{\Omega}(\mathcal{B}) e^{\frac{i}{2} W_{\Sigma}(\mathcal{B}; t)} \right] - \mathbb{E}_y^t \left[D_{\Omega}(\tilde{\mathcal{B}}) e^{\frac{i}{2} W_{\Sigma}(\tilde{\mathcal{B}}; t)} \right] \right\} \\
&\quad + \left[1 - \frac{P_0(t)}{\tilde{P}_0(t)} \right] \tilde{P}_{\Omega, \Sigma}^D(y, y; t)
\end{aligned} \tag{59}$$

(note that the endpoints x and y are different). This is helpful because the two bridge processes can be coupled using a variant of the dyadic coupling, adapting a result of [LT07]:

Theorem 4. *There is a constant $C_3 > 0$ such that for any $y \in \mathbb{Z}^2$, $x \in \mathbb{R}^2$ with $|x - y|_{\infty} \leq 1/2$ and any $t > 1$, there exists a coupling of \mathcal{B}_s and $\tilde{\mathcal{B}}_s$ such that*

$$\mathbb{P}_{x, y}^t \left[\sup_{s \in [0, t]} |\mathcal{B}_s - \tilde{\mathcal{B}}_s| \geq C_3 \log t \right] \leq C_3 t^{-30}. \tag{60}$$

Proof. The corresponding statement with $x = y$ and $\tilde{\mathcal{B}}_s$ replaced by a corresponding discrete-time random walk bridge [LT07, Corollary 3.2] follows easily from the one-dimensional construction of [KMT75]; this implies (up to a redefinition of the constant) the corresponding result for continuous time by a bound on the variance of the Poisson distribution, and then $x \neq y$ by translation. \square

Using this representation,

$$\begin{aligned}
&\mathbb{E}_x^t \left[D_{\Omega}(\mathcal{B}) e^{\frac{i}{2} W_{\Sigma}(\mathcal{B}; t)} \right] - \mathbb{E}_y^t \left[D_{\Omega}(\tilde{\mathcal{B}}) e^{\frac{i}{2} W_{\Sigma}(\tilde{\mathcal{B}}; t)} \right] \\
&\quad = \mathbb{E}_{x, y}^t \left[D_{\Omega}(\mathcal{B}) e^{\frac{i}{2} W_{\Sigma}(\mathcal{B}; t)} - D_{\Omega}(\tilde{\mathcal{B}}) e^{\frac{i}{2} W_{\Sigma}(\tilde{\mathcal{B}}; t)} \right].
\end{aligned} \tag{61}$$

For any $\delta > 0$, restricting to the situation where the two processes remain within a distance δ of each other for the whole time interval $[0, t]$, the difference on the right hand side can be nonzero only if both \mathcal{B} and $\tilde{\mathcal{B}}$ come within a distance δ of Ω^c but at least one of them remains entirely in Ω . This in turn requires that in the same time interval \mathcal{B}_s leaves

$$\Omega^-(\delta) := \{x \in \Omega : d(x, \Omega^c) \leq \delta\}, \tag{62}$$

but does not leave

$$\Omega^+(\delta) := \{x \in \mathbb{R}^2 : d(x, \Omega) < \delta\}. \tag{63}$$

Using this observation with $\delta = C_3 \log t$ and noting that $1 - P_0(t)/\tilde{P}_0(t) \leq C_4/t$, Equation (59) gives

$$\begin{aligned} & \left| P_\Omega^D(x, x; t) - \tilde{P}_\Omega^D(y, y; t) \right| \\ & \leq 2 \lim_{r \rightarrow 0^+} \frac{1}{\pi r^2} \mathbb{P}_x [\mathcal{W}_t \in B_r(x), T_{\Omega^-(\delta)} < t < T_{\Omega^+(\delta)}] + C_4/t^2 \\ & = 2 \left\{ P_{\Omega^+(\delta)}^D(x, x; t) - P_{\Omega^-(\delta)}^D(x, x; t) \right\} + C_4/t^2. \end{aligned} \quad (64)$$

The following estimates will be useful for estimating the first term on the right hand side of Equation (64) in different situations. Some of them are somewhat crude versions of well known results, of which I provide basic proofs for completeness.

Lemma 5. *For all $\rho, \tau > 0$ and all $x, y \in \mathbb{R}^2$,*

$$\mathbb{P}_y \left[T_{B_\rho^c(x)} \right] \leq e^{1-\tau/4\rho^2}. \quad (65)$$

Proof. For all $y \in \mathbb{R}^2$,

$$\mathbb{P}_y \left[\sup_{s \in [0, \rho^2]} |\mathcal{W}_s - x| \leq \rho \right] \leq \mathbb{P}_x [|\mathcal{W}_{\rho^2} - x| \leq \rho] = \frac{1}{2\rho^2} \int_\rho^\infty r e^{-r^2/4\rho^2} dr = e^{-1/4}, \quad (66)$$

and using this,

$$\mathbb{P}_x \left[T_{B_\rho^c(x)} \right] = \mathbb{P}_x \left[\sup_{s \in [0, \tau]} |\mathcal{W}_s - x| < \rho \right] \leq [e^{-1/4}]^{\text{floor } \tau/\rho^2} \leq e^{1-\tau/4\rho^2}. \quad (67)$$

□

Noting that

$$P_\Omega^D(x, x; t) \leq \mathbb{P}_x [T_{\Omega^c} \geq t/2] \sup_{y \in \Omega} P_\Omega^D(y, x; t/2) \leq \frac{1}{2\pi t} \mathbb{P}_x [T_{B_R(x)} \geq t/2] \quad (68)$$

with $R := \text{dist}(x, \Omega^c)$, this also gives

Corollary 6. *For all $x \in \Omega \subset \mathbb{R}^2$,*

$$P_\Omega^D(x, x; t) \leq \frac{e}{2\pi t} \exp \left(-t/4 \text{dist}^2(x, \Omega^c) \right). \quad (69)$$

Now note that for Π a polygonal domain and $\kappa = \kappa(\Pi)$ introduced in Section 4, for any $x \in \partial\Omega_+(\delta)$ there is a line segment of length $\kappa - 2\delta$ which has x as one of its endpoints and which is entirely inside of $\Omega_+(\delta)$. We make use of this in the following estimates.

Lemma 7. *For every $\tau > 0$, $\Omega \subset \mathbb{R}^2$ such that every point on the boundary of Ω is the endpoint of a line segment of length $\sqrt{\tau}$ contained in $\overline{\Omega^c}$,*

$$\mathbb{P}_x [T_{\Omega^c} > \tau] \leq (e + 1) \frac{R^{1/2}(\log \tau - 2 \log R)^{1/2}}{\tau^{1/4}} \quad (70)$$

for all $x \in \Omega$ with $R := \text{dist}(x, \Omega^c) \leq e^{-1/2} \sqrt{\tau}$.

Proof. Let $y \in \partial\Omega$ be such that $|x - y| = \text{dist}(x, \Omega^c) =: R$, and

$$\rho := \sqrt{\frac{\tau}{\log \tau - 2 \log R}} = R \sqrt{\frac{\tau/R^2}{\log \tau/R^2}} \geq e^{1/2} R \quad (71)$$

(the inequality follows from the assumption that $R \leq e^{-1/2} \sqrt{\tau}$); then

$$\mathbb{P}_x [T_{\Omega^c} > \tau] \leq \mathbb{P}_x [T_{B_\rho^c(y)} > \tau] + \mathbb{P}_x [T_{\Omega^c} > T_{B_\rho^c(y)}]. \quad (72)$$

By Lemma 5 the first term is bounded by $e^{1-\tau/4\rho^2} = eR^{1/2}\tau^{-1/4}$, and noting that $\rho < \sqrt{\tau}$ the assumptions we have made imply the Beurling estimate

$$\mathbb{P}_x [T_{\Omega^c} > T_{B_\rho^c(y)}] \leq \mathbb{P}_x [T_\Lambda > T_{B_\rho^c(y)}] \leq \sqrt{\frac{R}{\rho}}, \quad (73)$$

where $\Lambda \subset \overline{\Omega^c}$ is a line segment of length ρ one of whose endpoints is y . \square

Lemma 8. *There exists $C_5 > 0$ such that for all Ω, τ, x, R as in Lemma 7 and $t = 3\tau$,*

$$P_\Omega^D(x, x; t) \leq C_5 \frac{R(\log t - 2 \log R)}{t^{3/2}}. \quad (74)$$

Proof. Noting that

$$\begin{aligned} P_\Omega^D(x, x; t) &= \int_\Omega dy \int_\Omega dz P_\Omega^D(x, y; t/3) P_\Omega^D(y, z; t/3) P_\Omega^D(z, x; t/3) \\ &\leq \left[\int_\Omega dy P_\Omega^D(x, y; t/3) \right]^2 \sup_{z, w \in \Omega} P_{\mathbb{R}^2}(z, w; t/3) = \{\mathbb{P}_x [T_{\Omega^c} > t/3]\}^2 \frac{3}{4\pi t}, \end{aligned} \quad (75)$$

the result follows from Lemma 7. \square

Lemma 9. For all $\alpha \in (0, \pi)$, there exists $C(\alpha) < \infty$ such that:

For all polygons Π whose corner angles are in $[\alpha, 2\pi - \alpha]$, all $\delta \in (0, \frac{1}{2}\kappa(\Pi))$, and all $x \in \Pi \setminus \Pi^-(\delta)$

$$\begin{aligned} & \lim_{r \rightarrow 0^+} \frac{1}{\pi r^2} \mathbb{P}_x [\mathcal{W}_t \in B_r(x), T_{\Pi^-(\delta)} < t < T_{\Pi^+(\delta)}] \\ & \leq C(\alpha) \frac{\sqrt{t}}{R_-^3} \sqrt{\frac{\delta}{\min(2\kappa(\Pi) - 4\delta, R_-)}} e^{-R_-^2/8t} \end{aligned} \quad (76)$$

where $R_- = \text{dist}(x, \Pi^-(\delta))$.

Proof.

$$\begin{aligned} & \lim_{r \rightarrow 0^+} \frac{1}{\pi r^2} \mathbb{P}_x [\mathcal{W}_t \in B_r(x), T_{\Pi^-(\delta)} < t < T_{\Pi^+(\delta)}] \\ & \leq \mathbb{P}_x [T_{\Pi^-(\delta)} < t] \lim_{r \rightarrow 0^+} \frac{1}{\pi r^2} \sup_{\substack{y \in \Pi^-(\delta) \\ s \in [0, t]}} \mathbb{P}_y [\mathcal{W}_s \in B_r(x), T_{\Pi^+(\delta)} > s] \end{aligned} \quad (77)$$

The first factor can be bounded as in the proof of Theorem 2,

$$\mathbb{P}_x [T_{\Pi^-(\delta)} < t] \leq \mathbb{P}_x [T_{B_R^c(x)} < t] \leq \frac{16\sqrt{t}}{\sqrt{2\pi}R_-}. \quad (78)$$

As for the remaining factor on the right hand side of Equation (77), for any $y \in \Pi^-(\delta)$ and $s > 0$ we can bound

$$\begin{aligned} & \lim_{r \rightarrow 0^+} \frac{1}{\pi r^2} \mathbb{P}_y [\mathcal{W}_s \in B_r(x), T_{\Pi^+(\delta)} > s] \\ & \leq \mathbb{P}_y [T_{B_S(w)} < T_{\Pi^+(\delta)}] \sup_{u \in [0, s]} \sup_{z \notin B_{R_-/2}(x)} P_{\mathbb{R}^2}(z, x; u) \end{aligned} \quad (79)$$

for any $w \in \mathbb{R}^2$, $S > 0$ such that $S + \frac{1}{2}R_- \leq |x - w|$. Since $y \in \Pi^-(\delta)$, we can choose a $w \in \Pi^+(\delta)$ with $|y - w| \leq (1 + \csc \frac{\alpha}{2})\delta$ and set $S = \min(\kappa(\Pi) - 2\delta, \frac{1}{2}R_-)$ and proceed as in Lemma 7 to obtain

$$\mathbb{P}_y [T_{B_S(w)} < T_{\Pi^+(\delta)}] \leq \sqrt{\frac{2(1 + \csc 2\alpha)\delta}{\min(2\kappa(\Pi) - 4\delta, R_-)}}, \quad (80)$$

and the last factor can be bounded

$$\sup_{u \in (0, s]} \sup_{z: |z-x| > R/2} P_{\mathbb{R}^2}(z, x; u) \leq \sup_{u \geq 0} \frac{e^{-R^2/16u}}{4\pi u} = \frac{4}{e\pi R^2}. \quad (81)$$

Plugging all of this into Equation (77), we obtain Equation (76). \square

Lemma 10. For all $\alpha \in (0, \pi)$, there exists $C_6(\alpha) < \infty$ such that:

For all polygons Π whose corner angles are in $[\alpha, 2\pi - \alpha]$, $x \in (L\Pi)^-(\delta)$, $\delta \leq \frac{1}{4}\kappa(\Pi)L$, and $C_6(\alpha)\delta < R_0 \leq \min(e^{-1/2}\sqrt{t}, L)$,

$$\left[P_{(L\Pi)^+(\delta)}^D - P_{(L\Pi)^-(\delta)}^D \right] (x, x; t) \leq C_6(\alpha) \begin{cases} \frac{(\log t - 2 \log R_0)R_+}{t^{3/2}}, & R_+ < R_0 \\ \frac{\sqrt{t}\sqrt{\delta}}{R_+^{7/2}}, & R_0 \leq R_+ < L \\ \frac{\sqrt{t}\sqrt{\delta}}{L^{1/2}R_+^3}, & R_+ \geq L \end{cases} \quad (82)$$

with $R_+ = \text{dist}(x, \partial(L\Pi)^+(\delta))$.

Proof. The $L = 1$ version of Equation (82),

$$\left[P_{\Pi^+(\delta)}^D - P_{\Pi^-(\delta)}^D \right] (x, x; t) \leq C_\Pi \begin{cases} \frac{(\log t - 2 \log R_0)R_+}{t^{3/2}}, & R_+ < R_0 \\ \frac{\sqrt{t}\sqrt{\delta}}{R_+^{7/2}}, & R_0 \leq R_+ < 1 \\ \frac{\sqrt{t}\sqrt{\delta}}{R_+^3}, & R_+ \geq 1 \end{cases} \quad (83)$$

follows from Lemmas 8 and 9, as long as C_6 is chosen large enough, so that $R_+ \leq 2r_-$ whenever $R_+ \geq R_0$. Noting that $(L\Pi)^\pm(\delta) = L[\Pi^\pm(\delta/L)]$, we can rescale the above inequality using

$$P_{(L\Pi)^\pm(\delta)}^D(x, x; t) = \frac{1}{L^2} P_{\Pi^\pm(\delta/L)}^D(x/L, x/L; t/L^2) \quad (84)$$

to obtain Equation (82) for all L . \square

Lemma 11. For each Π with α as above, there exists C_7 such that whenever $[\max(e^4, C_6(\alpha)\delta)]^{9/4} \leq t \leq L^{9/4}$ and $\delta \leq \frac{1}{4}\kappa(\Pi)L$,

$$\int_{(L\Pi)^-(\delta)} \left[P_{(L\Pi)^+(\delta)}^D - P_{(L\Pi)^-(\delta)}^D \right] (x, x; t) dx \leq C_7 \frac{L}{t^{11/18}} \left(\sqrt{\delta} + \log L \right). \quad (85)$$

Proof. Letting $R_0 = t^{4/9}$, under the stated hypotheses we have $C_6(\alpha)\delta < R_0 \leq \min(e^{-1/2}\sqrt{t}, L)$ and we can apply Lemma 10 to bound the integrand, giving

$$\begin{aligned} & \int_{(L\Pi)^-(\delta)} \left[P_{(L\Pi)^+(\delta)}^D - P_{(L\Pi)^-(\delta)}^D \right] (x, x; t) dx \\ & \leq C_8 L \left[\frac{1}{t^{3/2}} \int_0^{R_0} R \log(t/R^2) dR + \sqrt{t}\sqrt{\delta} \int_{R_0}^L \frac{dR}{R^{7/2}} + \sqrt{\frac{t\delta}{L}} \int_L^\infty \frac{dR}{R^3} \right] \\ & \leq C_9 L \left[\frac{R_0^2 \log(t/R_0^2)}{t^{3/2}} + \frac{\sqrt{t}\sqrt{\delta}}{R_0^{5/2}} + \frac{\sqrt{t}\sqrt{\delta}}{L^{5/2}} \right], \end{aligned} \quad (86)$$

which, noting $\log(t/R_0^2) = \frac{1}{9} \log t \leq \frac{1}{4} \log L$, gives Equation (85). \square

We now arrive at the conclusion of this section:

Theorem 12. *For all Π there exists $C_{10} < \infty$ such that, whenever $e^{9/2} \leq K \leq L$,*

$$\int_{K^2}^\infty \left| \int_{L\Pi} P_{L\Pi}^D(x, x; t) dx - \sum_{y \in L\Pi \cap \mathbb{Z}^2} \tilde{P}_{L\Pi}^D(y, y; t) \right| \frac{dt}{t} \leq C_{10} \left(\frac{L \log L}{K^{11/9}} + \frac{L^2}{K^4} \right). \quad (87)$$

Proof. Using Equation (64), we have

$$\begin{aligned} & \left| \int_{L\Pi} P_{L\Pi}^D(x, x; t) dx - \sum_{y \in L\Pi \cap \mathbb{Z}^2} \tilde{P}_{L\Pi}^D(y, y; t) \right| \\ & \leq 2 \int_{L\Pi} \{P_{(L\Pi)_+(\delta)}^D(x, x; t) - P_{(L\Pi)_-(\delta)}^D(x, x; t)\} dx + C_4 \frac{|\Pi| L^2}{t^2} \\ & \leq 2 \int_{(L\Pi)_-(\delta)} \{P_{(L\Pi)_+(\delta)}^D(x, x; t) - P_{(L\Pi)_-(\delta)}^D(x, x; t)\} dx \\ & \quad + 2 \int_{L\Pi \setminus (L\Pi)_-(\delta)} \{P_{(L\Pi)_+(\delta)}^D(x, x; t)\} dx + C_{11} \frac{L^2}{t^2} \end{aligned} \quad (88)$$

with $\delta = C_3 \log t$. For $t \leq L^{9/4}$, we can bound the first integral using Lemma 11, and the second using $P_{(L\Pi)_+(\delta)}^D(x, x; t) \leq 1/4\pi t$, giving

$$\left| \int_{L\Pi} P_{L\Pi}^D(x, x; t) dx - \sum_{y \in L\Pi \cap \mathbb{Z}^2} \tilde{P}_{L\Pi}^D(y, y; t) \right| \leq C_{12} \left(\frac{L \log L}{t^{11/18}} + \frac{L^2}{t^2} \right). \quad (89)$$

For $t > L^{9/4}$, Lemma 7 gives a stronger bound, and Equation (87) follows immediately. \square

6 The reference geometry terms in the discrete case

In this section I control the difference between the discrete heat kernel on Ω and in the reference geometry, and relate the latter to the terms $\alpha_0, \alpha_1, \alpha_2$ in Equation (5). To take into account the presence of a lattice scale, we define

$$\tilde{P}_{L\Pi}^R(x; t) := \tilde{P}_{LR_\Pi(L^{-1}x)}^D(x, x; t). \quad (90)$$

We now introduce counterparts of $a_0(\Pi)$, $a_1(\Pi)$, $a_2(\Pi)$; the time dependence is not so simple as in the continuum case. For H a half-plane we let

$$\partial \tilde{P}_H(x; t) := \tilde{P}_H^D(x, x; t) - \tilde{P}_0(t) \quad (91)$$

(cf. Equation (47)) and define \tilde{P}_C^\angle by the analogue of Equation (52). We then have

$$\begin{aligned} \sum_{\Omega \cap \mathbb{Z}^2} \tilde{P}_{L\Pi}^R(x; t) &= |\Omega \cap \mathbb{Z}^2| \tilde{P}_0(t) + \sum_{E \in \mathcal{E}} \sum_{x \in LE_\kappa \cap \mathbb{Z}^2} \partial \tilde{P}_{H(E)}(x; t) \\ &+ \sum_{C \in \mathcal{C}} \left[\sum_{x \in LC_\kappa \cap \mathbb{Z}^2} \tilde{P}_C^\angle(x; t) - \sum_{j=1,2} \sum_{x \in L\hat{C}_\kappa^j \cap \mathbb{Z}^2} \partial \tilde{P}_{H(E^j)}(x; t) \right]. \end{aligned} \quad (92)$$

To extract the asymptotics we are interested in, let

$$A_0(\Omega, t) := |\Omega \cap \mathbb{Z}^2| \left[\tilde{P}_0(t) - \mathbb{1}_{[0, e^{-\gamma})}(t) \right], \quad (93)$$

$$A_1(L\Pi, t) := \sum_{E \in \mathcal{E}} \hat{A}_1(E, L, t) := \sum_{E \in \mathcal{E}} \sum_{x \in LE \cap \mathbb{Z}^2} \partial \tilde{P}_{LH(E)}(x; t), \quad (94)$$

$$A_2(L\Pi, t) := \sum_{C \in \mathcal{C}} \hat{A}_2(C, t) := \sum_{C \in \mathcal{C}} \left[\sum_{x \in LC \cap \mathbb{Z}^2} \tilde{P}_C^\angle(x; t) - \sum_{j=1,2} \sum_{x \in L\hat{C}^j \cap \mathbb{Z}^2} \partial \tilde{P}_{H(E^j)}(x; t) \right]. \quad (95)$$

Note that A_2 is actually independent of L , $A_2(L\Pi, t) = A_2(\Pi, t)$, while $A_1(L\Pi, t) = LA_1(\Pi, t)$. Furthermore, A_1 differs from the corresponding term in Equation (92) in that the sum over sites includes $LE \setminus LE_\kappa$. We can use Theorem 3 to bound $\partial \tilde{P}_{H(E)}$, giving

$$\begin{aligned} \sum_{x \in (LE \setminus LE_\kappa) \cap \mathbb{Z}^2} \left| \partial \tilde{P}_{H(E)}(x; t) \right| &\leq C_{13}L \sum_{R=\text{floor}(L\kappa)}^{\infty} \begin{cases} te^{-R}, & t \leq 1 \\ t^{-1}e^{-R}, & 1 < t \leq R/(4e^2) \\ t^{-1} \exp(-R^2/8t), & \text{otherwise} \end{cases} \\ &\leq C_{14}L \begin{cases} te^{-\kappa L}, & t \leq 1 \\ t^{-1}e^{-\kappa L}, & 1 < t \leq \kappa L \\ t^{-1/2} \exp(-\kappa^2 L^2/8t), & t > \kappa L. \end{cases} \end{aligned} \quad (96)$$

Similarly, using the same observations as in Equation (54) we can estimate the summands in Equation (95) using Theorem 3 in terms of the distance

from the vertex $v(C)$, yielding

$$\begin{aligned} & \left| \sum_{x \in LC \cap \mathbb{Z}^2} \tilde{P}_C^\angle(x; t) - \sum_{j=1,2} \sum_{x \in L\hat{C}^j \cap \mathbb{Z}^2} \partial \tilde{P}_{H(E^j)}(x; t) \right| \\ & \leq C_{15} \sum_{R=\text{floor}(L\kappa)}^{\infty} R \tilde{\rho}(R, t) \end{aligned} \quad (97)$$

for $\tilde{\rho}$ introduced in Equation (39), giving a bound of the same form; hence

$$\begin{aligned} & \left| \sum_{x \in L\Pi \cap \mathbb{Z}^2} \tilde{P}_{L\Pi}^D(x; t) - \mathbb{1}_{[0, e^{-\gamma})}(t) - A_0(L\Pi, t) - A_1(L\Pi, t) - A_2(L\Pi, t) \right| \\ & \leq C_{16} L \begin{cases} te^{-\kappa L}, & t \leq 1 \\ t^{-1}e^{-\kappa L}, & 1 < t \leq \kappa L \\ t^{-1/2} \exp(-\kappa^2 L^2/8t), & t > \kappa L; \end{cases} \end{aligned} \quad (98)$$

applying Theorem 3 again to bound the difference between $\tilde{P}_{L\Pi}^R$ and $\tilde{P}_{L\Pi}^D$ gives the similar bound

$$\begin{aligned} & \left| \sum_{x \in L\Pi \cap \mathbb{Z}^2} \tilde{P}_{L\Pi}^D(x; t) - \mathbb{1}_{[0, e^{-\gamma})}(t) - A_0(L\Pi, t) - A_1(L\Pi, t) - A_2(L\Pi, t) \right| \\ & \leq C_{17} L \begin{cases} te^{-\kappa L}, & t \leq 1 \\ t^{-1}e^{-\kappa L}, & 1 < t \leq \kappa L \\ t^{-1/2} \exp(-\kappa^2 L^2/8t), & t > \kappa L; \end{cases} \end{aligned} \quad (99)$$

and consequently

$$\begin{aligned} & \left| \int_0^{K^2} \left\{ \sum_{x \in L\Pi \cap \mathbb{Z}^2} \tilde{P}_{L\Pi}^D(x; t) - \mathbb{1}_{[0, e^{-\gamma})}(t) - A_0(L\Pi, t) - A_1(L\Pi, t) - A_2(L\Pi, t) \right\} \frac{dt}{t} \right| \\ & \leq C_{18} \frac{1}{K} \exp\left(-C_{19} \frac{L^2}{K^2}\right) \end{aligned} \quad (100)$$

for all $\sqrt{L} \leq K \leq L$.

Let us now compare these to their continuum counterparts. For A_0 this

is quite simple:

$$\begin{aligned}
L^2 \frac{a_0(\Pi)}{t} - A_0(L\Pi, t) &= L^2 |\Pi| \left[P_0(t) + \mathbb{1}_{[0, e^{-\gamma})}(t) - \tilde{P}_0 \right] \\
&\quad + [L^2 |\Pi| - \#(L\Pi \cap \mathbb{Z}^2)] \left[\tilde{P}_0(t) \mathbb{1}_{[0, e^{-\gamma})}(t) \right] \quad (101) \\
&= \mathcal{O} \left(\frac{L^2}{t^2} + \frac{L}{t} \right), \quad \frac{L}{t} \rightarrow \infty.
\end{aligned}$$

For A_1 , we have

$$L \frac{a_1(\Pi)}{t^{1/2}} - A_1(L\Pi, t) = L \sum_{E \in \mathcal{E}} \left[\int_E \partial P_{H(E)}(x; t) dx - \sum_{y \in E \cap \mathbb{Z}^2} \partial \tilde{P}_{H(E)}(y; t) \right]; \quad (102)$$

This difference can be bounded using a similar approach to Section 5, with a few variations and added elements.

To begin with, note that

$$\begin{aligned}
\partial P_{H(E)}(x; t) - \partial \tilde{P}_{H(E)}(y; t) &= P_{H(E)}^D(x, x; t) - P_0(t) - \tilde{P}_{H(E)}(y, y; t) + \tilde{P}_0(t) \\
&= P_0(t) \left\{ \mathbb{P}_y^t \left[\exists s \in (0, t) : \tilde{\mathcal{B}}_s \notin H(E) \right] - \mathbb{P}_x^t \left[\exists s \in (0, t) : \tilde{\mathcal{B}}_s \notin H(E) \right] \right\} \\
&\quad + \left[1 - \frac{P_0(t)}{\tilde{P}_0(t)} \right] \partial \tilde{P}_{H(E)}(y, y; t) \quad (103)
\end{aligned}$$

(cf. Equation (59)). The difference in probabilities on the right hand side of Equation (103) is bounded by the probability that exactly one of the bridge processes leaves the half plane $H(E)$; as in Equation (64), we can bound this difference using Theorem 4, giving

$$\left| \partial P_{H(E)}(x; t) - \partial \tilde{P}_{H(E)}(y; t) \right| \leq P_{[H(E)]^+(\delta)}^D(x, x; t) - P_{[H(E)]^-(\delta)}^D(x, x; t) + C_{20}/t^2 \quad (104)$$

for all $t > 1$, $|x - y|_\infty \leq 1/2$, with $\delta = C_3 \log t$. This difference can be bounded as in Lemmas 7 to 9, with the simplification that the complement of $[H(E)]^+(\delta)$ always contains an infinite half-line touching any point on its boundary, giving

$$\left[P_{[H(E)]^+(\delta)}^D - P_{[H(E)]^-(\delta)}^D \right] (x, x; t) \leq C_{21} \begin{cases} \frac{(\log t - 2 \log R_0) R_+}{t^{3/2}}, & R_+ < R_0 \\ \frac{\sqrt{t} \sqrt{\delta}}{R_+^{7/2}}, & R_+ \geq R_0 \end{cases} \quad (105)$$

for all $R_0 \leq e^{-1/2} \sqrt{t}$. This is not enough by itself to bound the sum in Equation (102), since Equation (104) also contains a term of order $1/t^2$ which

does not depend on the distance from the boundary; however, setting $R_0 = t^{4/9}$ as in Lemma 11 gives

$$\left| \sum_{x \in E_{R_1} \cap \mathbb{Z}^2} \partial \tilde{P}_{H(E)}(x; t) - \int_{E_{R_1}} \partial P_{H(E)}(x; t) dx \right| \leq C_{22} \left[\frac{\log t}{t^{11/18}} + \frac{R_1}{t^2} \right], \quad (106)$$

where E_{R_1} is a rectangular region like E_κ (cf. Figure 4), with R_1 any number such that $|E_{R_1}| = \#(E_{R_1} \cap \mathbb{Z}^2)$. We can use Theorems 2 and 3 to bound $\partial P_{H(E)}$ and $\partial \tilde{P}_{H(E)}$ separately, and setting R_1 as close as possible to $t^{25/18}$, the contribution from $E \setminus E_{R_1}$ is exponentially small. In conclusion, we have

$$\left| A_1(L\Pi, t) - L \frac{a_1(\Pi)}{t^{1/2}} \right| \leq C_{23} L \frac{\log t}{t^{11/18}} \quad (107)$$

for $t \geq 1$; note in particular that this decays faster than $1/\sqrt{t}$ for t large.

For the corner case, we can apply the same techniques to bound $P_C^\angle(x; t) - \tilde{P}_C^\angle(y; t)$, giving estimated in terms of distances to the vertex $v(C)$, by the same reasoning as in the derivation of Equation (54); so with $R_0 = t^{4/9}$, $R_1 = t^{11/12}$ we have

$$|a_2(\Pi) - A_2(L\Pi, t)| \leq C_{24} \left[\frac{R_0^3 \log t}{t^{3/2}} + \frac{\sqrt{t}\sqrt{\delta}}{R_0^{3/2}} + \frac{R_1^2}{t^2} \right] \leq C_{25} \frac{\log t}{t^{1/6}} \quad (108)$$

for t large enough.

We are now in a position to define α_0 and α_1 with the properties indicated in the statement of Theorem 1 such that

$$\begin{aligned} & \#((L\Pi) \cap \mathbb{Z}^2) \alpha_0 + \sum_{x \in \partial_{\text{ext}}(L\Pi \cap \mathbb{Z}^2)} \alpha_1(B_2(x) \cap L\Pi) \\ &= - \int_0^\infty [A_0(L\Pi, t) + A_1(L\Pi, t) + A_2(L\Pi, t) - a_2(\Pi) \mathbb{1}_{[e^{-\gamma}, \infty)}(t)] \frac{dt}{t}; \end{aligned} \quad (109)$$

note that Equations (101), (102) and (108) imply that the above integral converges at ∞ , and it is easy to show convergence at 0 using Theorem 3 to estimate A_1 and A_2 and the simple bound $0 \leq 1 - \tilde{P}_0(t) \leq 4t$ (cf. Equation (43)) for A_0 .

Firstly, we let

$$\alpha_0 := \int_0^\infty [\mathbb{1}_{[0, e^{-\gamma})}(t) - \tilde{P}_0(t)] \frac{dt}{t} = - \frac{1}{\#((L\Pi) \cap \mathbb{Z}^2) \alpha_0} \int_0^\infty A_0(\Omega, t) \frac{dt}{t}. \quad (110)$$

For each $E \in \mathcal{E}$, let $\tilde{\partial}(LE)$ be the set of $x \in \mathbb{Z}^2 \setminus LE$ which lie in the strip obtained by extending LE and are adjacent to at least one point of $LE \cap \mathbb{Z}^2$; note that by construction exactly one of the corners of LE lies in $\tilde{\partial}E$. These corners are always in $\partial_{\text{ext}}(L\Pi \cap \mathbb{Z}^2)$, but other elements of $\tilde{\partial}(LE)$ may not be, if they are either in the vicinity of an acute corner of $L\Pi$ or of a corner which is within distance 1 of a non-incident segment of the boundary of $L\Pi$ (though this second case is impossible for L sufficiently large).

Let

$$\hat{\alpha}_1(L\Pi, x) := - \sum_{\substack{E \in \mathcal{E} \\ x \in \tilde{\partial}(LE)}} \frac{\hat{A}_1(L\Pi, t)}{\#\{\tilde{\partial}(LE) \cap \mathbb{Z}^2\}}, \quad (111)$$

so that

$$A_1(L\Pi, t) = - \sum_{x \in \tilde{\partial}(L\Pi)} \hat{\alpha}_1(L\Pi, x) \quad (112)$$

with $\tilde{\partial}(L\Pi) := \bigcup_{E \in \mathcal{E}} \tilde{\partial}(LE)$. Noting that the right hand side of Equation (111) actually depends only on the slopes of the relevant edges, and can therefore be computed knowing only the shape of $L\Pi \cap B_2(x)$, we can let

$$\alpha_1(B_2(x) \cap L\Pi) := \int_0^\infty \hat{\alpha}_1(L\Pi, t) \frac{dt}{t} \quad (113)$$

for $x \in \partial_{\text{ext}}L\Pi$ which is not a corner of $L\Pi$, while for corners we can define

$$\alpha_1(B_2(x) \cap L\Pi) := \int_0^\infty \left[\hat{\alpha}_1(x) + \sum_{Y_{L\Pi}(x)} \hat{\alpha}_1(y) - A_2(C, t) + a_2(C) \mathbb{1}_{[e^{-\gamma}, \infty)}(t) \right] \quad (114)$$

where $Y_{L\Pi}(x)$ is the set of $y \in \tilde{\partial}(L\Pi) \setminus \partial_{\text{ext}}L\Pi$ such that x is the closest corner to y . For L sufficiently large this depends only on the slopes of the sides of $L\Pi$ incident on x and can therefore be indeed a function of $B_2(x) \cap L\Pi$. Putting this together with the other definitions, we see that Equation (109) is indeed verified.

7 Concluding the proof of Theorem 1

Using Equations (9) and (12),

$$\log \det \tilde{\Delta}_{L\Pi, L\Sigma} = \int_0^\infty \left\{ \sum_{x \in L\Pi \cap \mathbb{Z}^2} \left[\mathbb{1}_{[0, e^{-\gamma})}(t) - \tilde{P}_{L\Pi}^D(x, x; t) \right] \right\} \frac{dt}{t}. \quad (115)$$

Recalling Equation (100),

$$\begin{aligned} & \int_0^{K^2} \left\{ \sum_{x \in L\Pi \cap \mathbb{Z}^2} \left[\tilde{P}_{L\Pi}^D(x, x; t) - \mathbb{1}_{[0, e^{-\gamma})}(t) \right] \right\} \frac{dt}{t} \\ &= \int_0^{K^2} [A_0(L\Pi, t) + A_1(L\Pi, t) + A_2(L\Pi, t)] \frac{dt}{t} + \mathcal{O} \left(\exp \left(-C_{26} \frac{L^2}{K^2} \right) \right) \end{aligned} \quad (116)$$

for $L/K \rightarrow \infty$ with $K \geq \sqrt{L}$, while Theorem 12 gives

$$\int_{K^2}^{\infty} \sum_{y \in L\Pi \cap \mathbb{Z}^2} \tilde{P}_{L\Pi}^D(y, y; t) \frac{dt}{t} = \int_{K^2}^{\infty} \int_{L\Pi} P_{L\Pi}^D(x, x; t) dx \frac{dt}{t} = \mathcal{O} \left(\frac{L \log L}{K^{11/9}} \right) \quad (117)$$

for $L \rightarrow \infty$ with $K \geq \sqrt{L}$. Combining these expressions and recalling the definition of $F_{L\Pi}$ in Equation (15),

$$\begin{aligned} \log \det \tilde{\Delta}_{L\Pi, L\Sigma} &= - \int_0^{\infty} [A_0(L\Pi, t) + A_1(L\Pi, t) + A_2(L\Pi, t) - a_2(\Pi) \mathbb{1}_{[K^2, \infty)}(t)] \frac{dt}{t} \\ &\quad - \int_{K^2}^{\infty} \left[L^2 \frac{a_0(\Pi)}{t} - A_0(L\Pi, t) + L \frac{a_1(\Pi)}{t^{1/2}} \right. \\ &\quad \quad \left. - A_1(L\Pi, t) + a_2(\Pi) - A_2(L\Pi, t) \right] \frac{dt}{t} \\ &\quad - \int_{K^2}^{\infty} F_{L\Pi}(t) \frac{dt}{t} + \mathcal{O} \left(\exp \left(-C_{26} \frac{L^2}{K^2} \right) + \frac{L \log L}{K^{11/9}} \right) \end{aligned} \quad (118)$$

for $L/K \rightarrow \infty$ with $K \geq \sqrt{L}$, in the same regime, which, using Equations (101), (107) and (108), implies

$$\begin{aligned} \log \det \tilde{\Delta}_{L\Pi, L\Sigma} &= - \int_0^{\infty} [A_0(L\Pi, t) + A_1(L\Pi, t) + A_2(L\Pi, t) - a_2(\Pi) \mathbb{1}_{[K^2, \infty)}(t)] \frac{dt}{t} \\ &\quad - \int_{K^2}^{\infty} F_{L\Pi}(t) \frac{dt}{t} + \mathcal{O} \left(\exp \left(-C_{26} \frac{L^2}{K^2} \right) + \frac{L \log L}{K^{11/9}} \right). \end{aligned} \quad (119)$$

Rewriting $F_{L\Pi}$ using Equation (22) and using Equation (14) to extend the resulting integral to zero,

$$\begin{aligned} \log \det \tilde{\Delta}_{L\Pi, L\Sigma} = & - \int_0^\infty [A_0(L\Pi, t) + A_1(L\Pi, t) + A_2(L\Pi, t) - a_2(\Pi) \mathbb{1}_{[e^{-\gamma}, \infty)}(t)] \frac{dt}{t} \\ & - a_2(\Pi) \int_{e^{-\gamma}}^{e^{-\gamma}L^2} \frac{dt}{t} - \int_0^\infty F_\Pi(t) \frac{dt}{t} \\ & + \mathcal{O}\left(\exp\left(-C_{27}\frac{L^2}{K^2}\right) + \frac{L \log L}{K^{11/9}}\right) \end{aligned} \quad (120)$$

and setting $K = L\sqrt{9C_{27}/2 \log L}$, using Equation (109) to rewrite the first integral, and setting $\alpha_2(\Pi) := -2a_2(\Pi)$ and

$$\alpha_3(\Pi, \Sigma) := -\zeta'_{\Delta_\Pi}(0) = - \int_0^\infty F_\Pi(t) \frac{dt}{t} \quad (121)$$

(recall Equation (21)) we obtain Equation (5).

References

- [DLMF] *NIST Digital Library of Mathematical Functions*. <http://dlmf.nist.gov/>, Release 1.0.17 of 2017-12-22. F. W. J. Olver, A. B. Olde Daalhuis, D. W. Lozier, B. I. Schneider, R. F. Boisvert, C. W. Clark, B. R. Miller and B. V. Saunders, eds.
- [Aff86] Ian Affleck. “Universal term in the free energy at a critical point and the conformal anomaly”. In: *Physical Review Letters* 56.7 (1986), p. 746.
- [Ang+20] Morris Ang et al. *Brownian loops and the central charge of a Liouville random surface*. 2020. arXiv: 2005.11845 [math.PR].
- [AS94] Erik Aurell and Per Salomonson. “On functional determinants of Laplacians in polygons and simplicial complexes”. In: *Communications in Mathematical Physics* 165.2 (1994), pp. 233–259.
- [Bar70] Michael N Barber. “Asymptotic results for self-avoiding walks on a Manhattan lattice”. In: *Physica* 48.2 (1970), pp. 237–241.
- [BB62] PB Bailey and FH Brownell. “Removal of the log factor in the asymptotic estimates of polygonal membrane eigenvalues”. In: *Journal of Mathematical Analysis and Applications* 4.2 (1962), pp. 212–239.

- [BCN86] HWJ Blöte, John L Cardy, and MP Nightingale. “Conformal invariance, the central charge, and universal finite-size amplitudes at criticality”. In: *Physical Review Letters* 56.7 (1986), p. 742.
- [BEP18] Pavel Bleher, Brad Elwood, and Dražen Petrović. “Dimer model: Full asymptotic expansion of the partition function”. In: *Journal of Mathematical Physics* 59.9 (2018), p. 091407.
- [BLR19] Nathanaël Berestycki, Benoit Laslier, and Gourab Ray. *The dimer model on Riemann surfaces, I*. 2019. arXiv: 1908.00832 [math.PR].
- [Cim20] David Cimasoni. *The dimer and Ising models on Klein bottles*. 2020. arXiv: 2010.11047 [math-ph].
- [CJK10] Gautam Chinta, Jay Jorgenson, and Anders Karlsson. “Zeta functions, heat kernels, and spectral asymptotics on degenerating families of discrete tori”. In: *Nagoya mathematical journal* 198 (2010), pp. 121–172.
- [CTT18] Joe P Chen, Alexander Teplyaev, and Konstantinos Tsougas. “Regularized Laplacian determinants of self-similar fractals”. In: *Letters in mathematical physics* 108.6 (2018), pp. 1563–1579.
- [DC76] J. S. Dowker and Raymond Critchley. “Effective Lagrangian and energy-momentum tensor in de Sitter space”. In: *Phys. Rev. D* 13 (12 June 1976), pp. 3224–3232. DOI: 10.1103/PhysRevD.13.3224.
- [DD83] V.S. Dotsenko and V.S. Dotsenko. “Critical behaviour of the phase transition in the 2D Ising model with impurities”. In: *Advances in Physics* 32.2 (1983), pp. 129–172.
- [Fer67] Arthur E Ferdinand. “Statistical mechanics of dimers on a quadratic lattice”. In: *Journal of Mathematical Physics* 8.12 (1967), pp. 2332–2339.
- [Fin20] Siarhei Finski. *Spanning trees, cycle-rooted spanning forests on discretizations of flat surfaces and analytic torsion*. 2020. arXiv: 2001.05162 [math.PR].
- [Gaw99] Krzysztof Gawędzki. “Lectures on Conformal Field Theory”. In: *Quantum Fields and Strings: a Course for Mathematicians*. Ed. by Pierre Deligne et al. Vol. 2. American Mathematical Society, 1999, pp. 727–805.
- [Gil94] Peter B Gilkey. *Invariance theory, the heat equation, and the Atiyah-Singer index theorem*. 2nd ed. CRC Press, 1994.

- [Haw77] Stephen W Hawking. “Zeta function regularization of path integrals in curved spacetime”. In: *Communications in Mathematical Physics* 55.2 (1977), pp. 133–148.
- [HK20] Yuhang Hou and Santosh Kandel. “Asymptotic analysis of determinant of discrete Laplacian”. In: *Letters in Mathematical Physics* 110.2 (2020), pp. 259–296.
- [IOH03] N Sh Izmailian, KB Oganessian, and Chin-Kun Hu. “Exact finite-size corrections of the free energy for the square lattice dimer model under different boundary conditions”. In: *Physical Review E* 67.6 (2003), p. 066114.
- [Kac66] Mark Kac. “Can one hear the shape of a drum?”. In: *The American Mathematical Monthly* 73 (1966), pp. 1–23.
- [Ken00] Richard Kenyon. “The asymptotic determinant of the discrete Laplacian”. In: *Acta Mathematica* 185.2 (2000), pp. 239–286.
- [Ken11] Richard Kenyon. “Spanning forests and the vector bundle Laplacian”. In: *The Annals of Probability* 39.5 (2011), pp. 1983–2017.
- [KMT75] János Komlós, Péter Major, and Gábor Tusnády. “An approximation of partial sums of independent RV’s, and the sample DF. I”. In: *Zeitschrift für Wahrscheinlichkeitstheorie und verwandte Gebiete* 32.1-2 (1975), pp. 111–131.
- [KSW16] Richard W Kenyon, Nike Sun, and David B Wilson. “On the asymptotics of dimers on tori”. In: *Probability Theory and Related Fields* 166.3-4 (2016), pp. 971–1023.
- [KW20] Richard W Kenyon and David B Wilson. “The Green’s function on the double cover of the grid and application to the uniform spanning tree trunk”. In: 56.3 (2020), pp. 1841–1868.
- [LT07] Gregory Lawler and José Trujillo Ferreras. “Random walk loop soup”. In: *Transactions of the American Mathematical Society* 359.2 (2007), pp. 767–787.
- [MS67] Henry P McKean Jr and Isadore M Singer. “Curvature and the eigenvalues of the Laplacian”. In: *Journal of Differential Geometry* 1.1-2 (1967), pp. 43–69.
- [Pan93] M. M. H. Pang. “Heat Kernels of Graphs”. In: *Journal of the London Mathematical Society* s2-47.1 (Feb. 1993), pp. 50–64. ISSN: 0024-6107. DOI: 10.1112/jlms/s2-47.1.50.
- [Ver18] Boris Vertman. “Regularized limit of determinants for discrete tori”. In: *Monatshefte für Mathematik* 186.3 (2018), pp. 539–557.