

Large-Scale Visual Search with Binary Distributed Graph at Alibaba

Kang Zhao, Pan Pan, Yun Zheng, Yanhao Zhang, Changxu Wang, Yingya Zhang, Yinghui Xu, Rong Jin
Machine Intelligence Technology Lab, Alibaba Group
zhaokang.zk, panpan.pp, zhengyun.zy, yanhao.zyh, changxu.wcx, yingya.zyy, renji.xyh, jinrong.jr@alibaba-inc.com

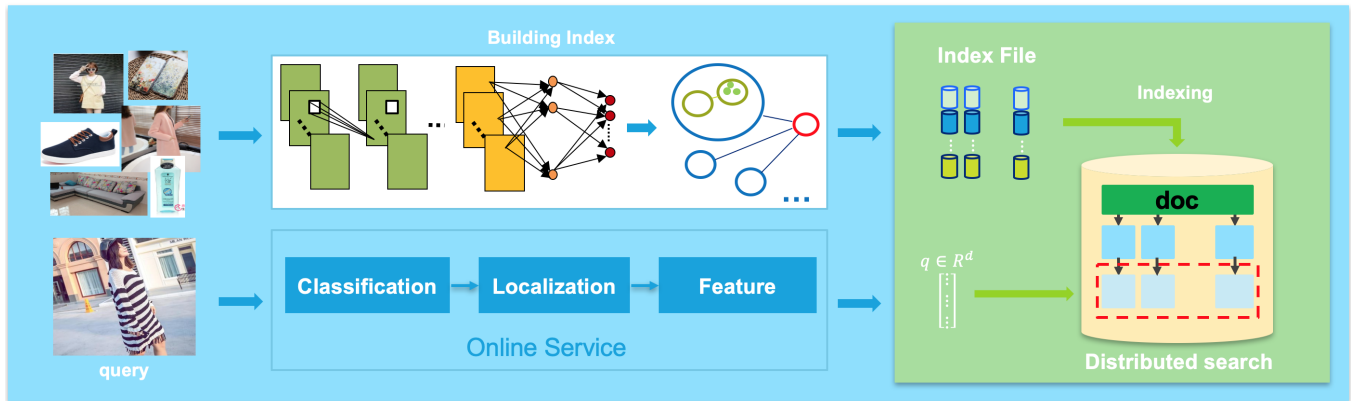


Figure 1: The total pipeline of "Pailitao" (visual search application at Alibaba).

ABSTRACT

Graph-based approximate nearest neighbor search has attracted more and more attentions due to its online search advantages. Numbers of methods studying the enhancement of speed and recall have been put forward. However, few of them focus on the efficiency and scale of offline graph-construction. For a deployed visual search system with several billions of online images in total, building a billion-scale offline graph in hours is essential, which is almost unachievable by most existing methods.

In this paper, we propose a novel algorithm called *Binary Distributed Graph* to solve this problem. Specifically, we combine binary codes with graph structure to speedup online and offline procedures, and achieve comparable performance with the ones in real-value based scenarios by recalling more binary candidates. Furthermore, the graph-construction is optimized to completely distributed implementation, which significantly accelerates the offline process and gets rid of the limitation of memory and disk within a single machine. Experimental comparisons on Alibaba Commodity Data Set (more than three billion images) show that the proposed method outperforms the state-of-the-art with respect to the online/offline trade-off.

Permission to make digital or hard copies of all or part of this work for personal or classroom use is granted without fee provided that copies are not made or distributed for profit or commercial advantage and that copies bear this notice and the full citation on the first page. Copyrights for components of this work owned by others than ACM must be honored. Abstracting with credit is permitted. To copy otherwise, or republish, to post on servers or to redistribute to lists, requires prior specific permission and/or a fee. Request permissions from permissions@acm.org.

CIKM '19, November 2019, Beijing, China

© 2021 Association for Computing Machinery.

ACM ISBN XXXX...\$15.00

<https://doi.org/XXX>

KEYWORDS

Visual Search, Binary Codes, Distributed Algorithm, Graph Construction

ACM Reference Format:

Kang Zhao, Pan Pan, Yun Zheng, Yanhao Zhang, Changxu Wang, Yingya Zhang, Yinghui Xu, Rong Jin. 2021. Large-Scale Visual Search with Binary Distributed Graph at Alibaba. In *Proceedings of ACM CIKM conference (CIKM '19)*. ACM, New York, NY, USA, 9 pages. <https://doi.org/XXX>

1 INTRODUCTION

Recently, approximate nearest neighbor search (ANNS) has attracted increasingly attentions in many applications, like data mining, information retrieval and pattern recognition, to handle the explosive growth of the data on the internet. In the last decades, a lot of methods have been proposed from different aspects, such as hashing-based algorithms [6, 7, 11, 13, 15, 20, 29, 30, 32, 33], tree-based algorithms [3–5, 18, 24], quantization-based algorithms [1, 2, 12, 17, 19, 23] and graph-based algorithms [8, 16, 21, 22, 26, 27]. Among them, graph-based approaches show superior performance than others in terms of search efficiency and recall, which has been demonstrated in many literatures [10, 16, 22]. One important reason derives from the pre-calculated graph structure, which makes the traversal rapidly converge to the nearest neighbors of a given query, at the expensive cost of offline procedure.

At Alibaba, a typical scenario of ANNS is visual search. It has been studied for many years, and gives birth to a successful intelligence E-commercial application named "Pailitao". "Pailitao" is an innovative image search product based on deep learning and large scale ANNS algorithms, which provides the function of "search by images" via retrieving the photos taken by users. Figure 1 shows its total pipeline. Unfortunately, the existing graph-based ANNS

methods can hardly be used in “Pailitao” with two main reasons: 1) The data size of “Pailitao” is up to several billions in total. Limited by the CPU memory size, it’s impractical to load all the data into a single machine to build the graph; 2) Constructing a billion-scale and high-quality offline graph is very time-consuming for the most existing graph-based methods, usually more than 20 hours that is unaccepted in “Pailitao”.

Apparently the offline graph construction is a key factor to make the graph-based ANNS methods applied in practice. Compared with the exact k nearest-neighbor (k -NN) graphs (a data connecting to its k nearest neighbors), the approximate k -NN graphs are preferred because of feasibility, and many efforts have been taken to optimize building it with higher scalability and efficiency. One of the possible solutions is based on ANNS algorithms [21, 22, 25, 34]. We can regard each data as a query and find its approximate k -NNs by searching the indexing structure that is constructed in advance. But it’s still very time-consuming if we want to build a billion-scale graph, because the ANNS process will be executed a billion times, no matter we make the search distributed or not.

The divide-and-conquer methodology is another potential approach [26, 28], which usually consists of two stages: divide-and-conquer and neighborhood propagation. In the first stage, one recursively partitions the data set into small subsets to build many subgraphs, and repeats it several times for finding more true neighbors. Then in the second stage, refinement strategies (such as local join or graph-based ANNS) are conducted for every data point to expand its neighborhood on the base approximate neighborhood graph obtained above. Due to the repetition of the first stage and the infeasible distributed implement of refinement schemes, it also suffers from high time complexity and memory limitation.

In this paper, we propose a novel graph-based ANNS algorithm named *Binary Distributed Graph* (BDH) to solve the above problems. The main contributions of our work are outlined as follows:

- We integrate binary codes with graph structure, which offers the efficient comparison in both online search and offline building procedure with Hamming distance, and attains comparable performance with the ones in real-value based scenarios by recalling more binary candidates.
- A fully distributed graph-construction process is proposed, including single-pass divide-and-conquer algorithm based on binary clustering and the optimization of neighborhood propagation for distributed deployment, which can be easily implemented under MapReduce framework without the limitation of memory and disk within a single machine.
- Experiments on the billion-scale Alibaba Commodity Data Set show that our algorithm outperforms the state-of-the-art with respect to the online/offline trade-off. What’s more, we successfully make the graph-based ANNS method deployed in “Pailitao” come true.

The rest of this paper is organized as follows. Section 2 reviews recent literatures on graph-based ANNS algorithms. We present our proposed approach in Section 3. Experimental results and analysis are demonstrated in Section 4. Finally, we make conclusions in Section 5.

2 RELATED WORK

Generally speaking, graph-based ANNS methods comprise two parts: offline graph building and online search. Different algorithms usually construct the graphs with various properties which result in different search performance. In this section, we present a few popular approaches, especially, with their offline graph-construction process.

2.1 k -Nearest Neighbor Graph

It represents a series of methods, which refers to Kgraph [8] here. Wei Dong *et al.* propose an efficient algorithm called NN-Descent (NND) for approximate k -NN graph construction, following simple principle: “*a neighbor of a neighbor is also likely to be a neighbor*” (we call it *neighbor principle* for short). It’s noted that NND is suitable for large-scale applications where the data is located throughout the network, since it does not depend on any shared global index, and only needs local search. Nevertheless, when implementing it under a distributed framework like Spark, we find it is not fast as expected. As an iterative-oriented algorithm, NND needs to exchange many pair-data between different nodes within each iteration, which is not friendly to distributed design, and even makes it perform worse than a single machine.

2.2 Navigable Small World Graph

Navigable small world graph (NSW) [21] builds a navigable small world graph with a variation of greedy search to solve the approximate k -nearest neighbor search problem, where nodes corresponding to data point, edges to relations between them. Interestingly, it provides a very simple way to construct the NSW graph: inserting elements in random order and connecting them up to M closest neighbors from the previously built graph. Although insertion and k -NN search can be done in parallel, we need to conduct the search N times in total, which takes very long for a billion-scale graph building.

2.3 Hierarchical Navigable Small World Graph

As the most accomplished version of graph-based approaches, hierarchical navigable small world graph (HNSW) [22] selects a series of nested subsets of database vectors to construct the hierarchical structure. The sizes of the layers decrease with logarithmic scaling, beginning with the base layer that contains the whole dataset, ending up with the first layer of just one point. Besides, there is a neighborhood graph in each of these layers. The top-to-down search finding the nearest neighbor (marked as A) of the query within one layer goes down the next layer to continue the search from A , except for the base layer, which performs a hill-climbing strategy.

As Yuri Malkov *et al.* claim in [22], the apparent shortcoming of HNSW lies in the loss of the possibility of distributed search in the graph-construction process, due to the complex hierarchical structure. Even if we succeed in distributing it finally, it also suffer from the same issue as NSW.

2.4 Fast Approximate Nearest Neighbor Graph

[16] presents the design of an ideal graph structure by pruning the edges of each node to approximate the intrinsic dimensionality of

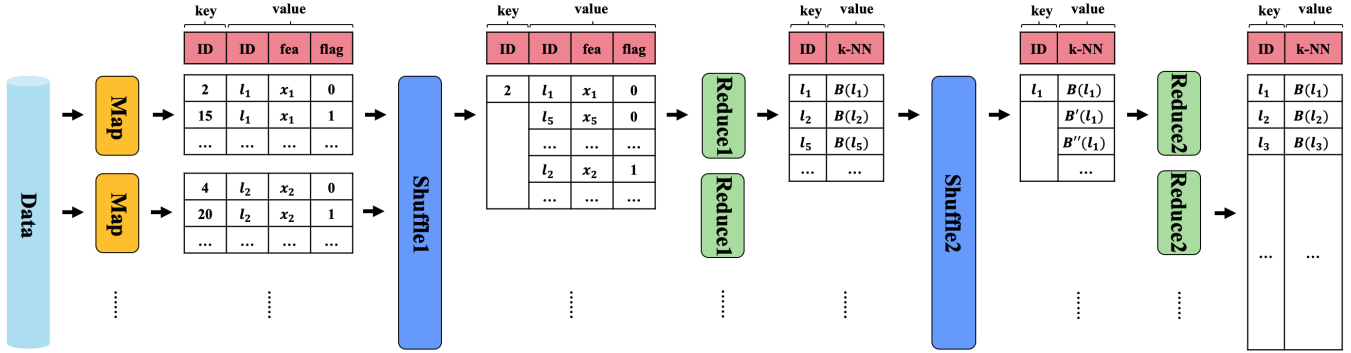


Figure 2: The data flow of single-pass divide-and-conquer in MapReduce pipeline.

the local manifold-like structure, which leads to efficient searching. In order to get high recall for query locating anywhere, fast approximate nearest neighbor graph (FANNG) improves the search algorithm with backtracking. Specifically, it goes back to the second closest vertex that is kept in a priority-queue if it fails to find new closer one.

However, the ideal graph construction has a high time complexity $O(n^2 \log(n))$ and is extremely expensive for a large graph building. Despite being accelerated with an efficient strategy [16], it still needs to call the traverse-add function $50N$ times, where N is the dataset size. After that, a second stage is required to further boost the graph. In addition, no distributed solution is provided.

3 BINARY DISTRIBUTED GRAPH

This section presents the formulation of our *Binary Distributed Graph* (BDG) algorithm. First, we introduce the binary codes generation. Then, a completely distributed graph-construction process is presented, including two main parts: single-pass divide-and-conquer algorithm and distributed neighborhood propagation. Finally, we show the search procedure and some algorithm details. The notations are given below to facilitate our description.

Consider a dataset with n samples $\{l_i, x_i\}_{i=1}^n$, where $x \in \mathbb{R}^d$ and l represents the unique label for each data. Let $B(l_i)$ be the approximate k -NN label set of i -th data, and $R(l_i)$ be the reverse one that is defined as $R(l_i) = \{l | l_i \in B(l)\}$. Denote $d : \mathbb{R}^d \times \mathbb{R}^d \rightarrow \mathbb{R}$ the similarity measure, we mainly consider the case $d = l_2$ and $d = l_h$ (Hamming Distance), which is commonly used in computer vision applications, as well as ‘‘Pailitao’’.

3.1 Generating Binary Codes

As described in [31], we first obtain the real-value representations by CNN embeddings based on user click data. Then, the features are mapped to the Hamming space to preserve their original locality structures, which can be accomplished by a lot of ways, such as ITQ [13], SH [29] and the hashing techniques based on deep learning [6, 15]. In practice, we adopt LPH [33] to learn a compact d -dimensional binary code $y \in \{0, 1\}^d$.

Note that the usage of our binary codes is different from that in Polysemous Code [9], where it is used for filtering the indexed vectors. And the indexing algorithm in [9] is designed for real

value feature in essence. By contrast, we convert the query and doc vectors to bits from the beginning to significantly promote the efficiency both in offline and online processes.

3.2 Single-Pass Divide-And-Conquer

Similarly, we take advantage of the divide-and-conquer methodology to build a base approximate neighborhood graph. Unlike others recursively splitting the space, we exploit a flat clustering method like k -means, which can be distributed very easily. In order to make full use of efficient Hamming Distance calculation, we require the centers to be binary too. Given m centers, then we have the following formulation:

$$J(r, c) = \min \sum_i^n \sum_j^m r_{ij} \|y_i - c_j\|_2^2 \quad (1)$$

subject to : $c_j \in \{0, 1\}^d$

where c_j is the j -th center, and $r_{ij} = 1$ if the i -th data belongs to c_j (0 for otherwise). It is equivalent to Bk-means [14] in form, then a similar but not identical updating strategy is put forward :

Assigning Step: fix c and optimize r . We assign each data to its nearest center, just like k -means. Instead of building a multi-index hash table for millions of clusters [14], we adopt exhaustive comparisons among the centers, considering our limited number of centers and the simple linear computation is easier to be distributed. **Updating Step: fix r and optimize c .** Assuming there are p data points in center c_j , then c_j can be updated by:

$$c_j = \text{sgn} \left(\sum_i^p x_i \right) \quad (2)$$

As a clustering method, Bk-means is proposed to cluster huge number of photos on a single machine [14]. Consequently, it involves the total dataset and long iterations to make the loss value small enough, leading it quite different from ours. What we need is the binary centers, so we just down-sample a fraction of data to conduct Bk-means. Figure 3 shows that the loss function value descend very quickly at the beginning, but decrease slowly after several iterations. We set the number of iterations less than 10, which offers

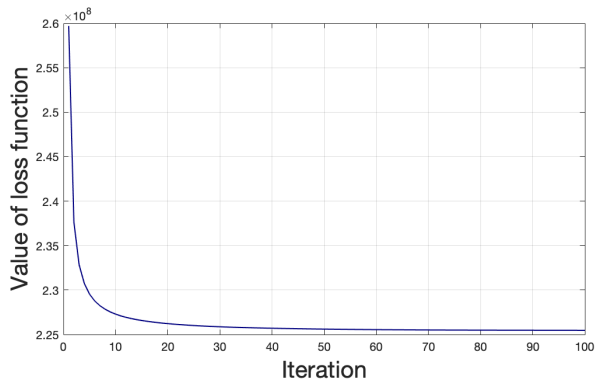


Figure 3: The values of loss function in Bk-means.

a good trade-off between time and accuracy. In addition, we implement our Bk-means in an iterative-oriented distributed framework at Alibaba, instead of a single machine.

If we map each data point to its nearest center, the base approximate neighborhood graph generated will comprise m isolated subgraphs, without connecting their neighborhoods lying in different subgraphs as shown in Figure 4(a). Hence, we find t nearest centers for every data to get more neighbors within a single divide-and-conquer process. Compared with multiple random process [28], our single-pass method can avoid redundant computations as illustrated in Figure 4(b)(c). The overlaps between any two consecutive partitions lead to less and less benefits as the number of random division increases. What's worse, multiple random divide-and-conquer will repeat the process many times, introducing extra non-ignorable computational cost. Moreover, considering each center having different number of data, we fix the sum of points (donated as *coarse_num*) included in t nearest centers to make the computation not biased.

The single-pass divide-and-conquer process is executed in MapReduce of three phases: Map + Reduce1 + Reduce2. Figure 2 shows the data flow in details, where $B'(l_i)$ means another k -NN group of data l_i , so does $B''(l_i)$. The Map function gets the input data from the database and compute their m nearest centers. Then it outputs the key-values records, where key is the index of the centers and value contains data feature and label. An extra flag (0/1) is required to

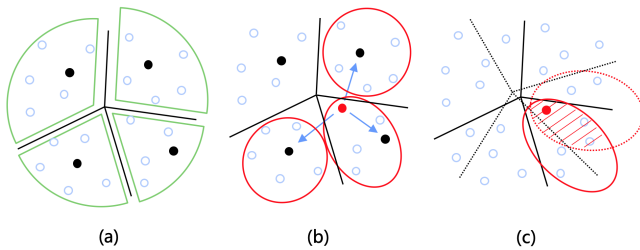


Figure 4: We compare our method with the multiple random one. (a) maps data to its nearest center; (2) maps data to several nearest centers; (3) shows the multiple random one.

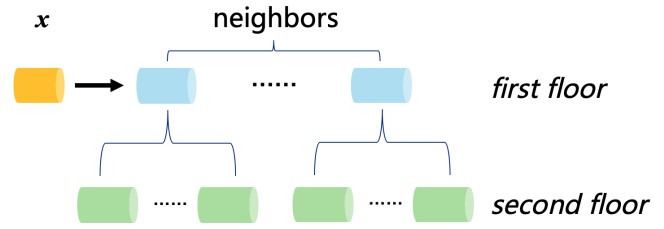


Figure 5: We expand all the neighbors of data x . First floor means the neighbors with depth = 0; Second floor means depth = 1.

mark whether the center that the record belongs to is nearest. After the Shuffle stage, the records with the same key will be merged together. In the Reduce1 phase, we treat all the input records as queries to search the records with $flag = 0$. The output key is the data label with its k -NN as the value. We merge all the records having the same data label in the second Shuffle, and sort out the final k -NN candidates in the function of Reduce2.

Taking account of the low data transmission efficiency of MapReduce, we limit the number of clusters, which not only increases the size of each center but also reduces the number of output records generated in Map stage, to make the calculation intensive.

3.3 Distributed Neighborhood Propagation

Same as NND, neighborhood propagation also bases upon the *neighbor principle*. But the existing methods are designed for single machine. Jing Wang *et al.* in [28], taking the neighborhood in the base graph as starting points, execute the graph-based ANNS to refine the neighbors, which is difficult to be performed for all the points in a distributed and efficient pipeline. Besides, the local join strategy in [26] exchanges the information between the neighbor pairs, and it will also encounter the same problem as NND.

Why the above schemes can't be distributed easily? To some extent, they are complicated. We try to simplify the propagation. Thanks to the high quality of the base graph, replacing depth-first search with breadth-first one and increasing depth by one every time becomes a sound approach. As displayed in Figure 5, we expand all the first floor neighbors of data x in a flat way, then compare x with all the neighbors of the second floor. This design is simple yet friendly to distributed framework and can be repeated several times for more true neighbors.

We show the data flow in Figure 6. Map function gets records like $[l_1, \{l_3, l_7, l_{16}, \dots\}]$ as input, and maps it out as $[l_3, l_1], [l_7, l_1], etc.$ After the Shuffle stage, the key = l_1 records will be merged, including its original and reverse neighbors, where $R(l_1)^{(1)}$ means one reverse neighbor of l_1 , the same to $R(l_1)^{(2)}$. Next, we calculate each reverse neighbors with all the base neighborhood in the Reduce1 function. With the second Shuffle, all the neighbors (in the second floor) of key = l_1 will be together and be merge-sort out after the Reduce2.

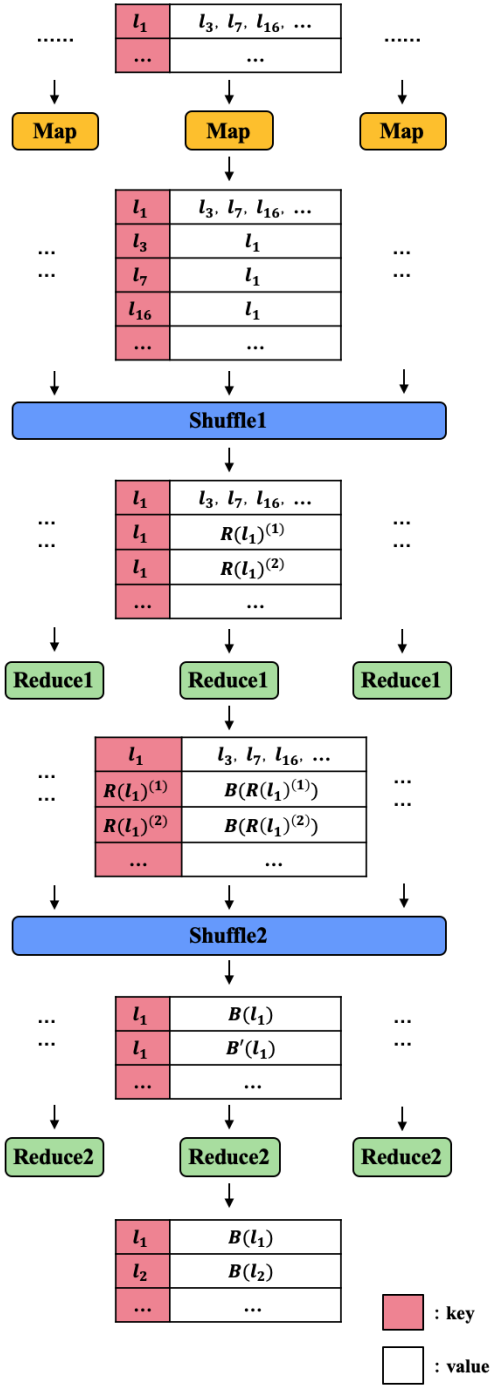


Figure 6: The data flow of distributed neighborhood propagation in MapReduce pipeline.

3.4 Offline Infrastructure

Inspired by FANNG [16], we also prune our graphs to save the memory and boost the search, and add it into the distributed pipeline.

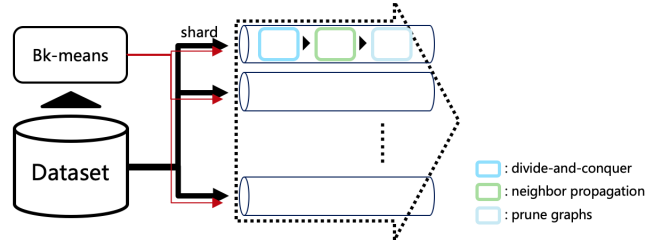


Figure 7: The offline infrastructure.

In “Pailitao”, a multi-replications and multi-shards index engine architecture is adopted, which is not only good scalability, but also robust fault-tolerant. Multi-shards mean multiple machines are deployed to store the total data (including vectors, index structures and other storage), each shard storing only a subset. As a result, it is necessary to support the multi-shards graphs building during the offline process.

As shown in Figure 7, we design the offline infrastructure to make it capable of (1) building single or multi-shards graphs as you wish; (2) building multi-shards graphs parallelly. Note that, the Bk-means is implemented only once before splitting the dataset, since the centers generated are not sensitive to different shards.

3.5 Search Procedure

Owing to the limited representations of binary codes, many discriminative messages will be lost during the process of hashing, which will bring about low recall inevitably.

Fortunately, we find that if we recall more binary candidates than usual and rerank them with their real-value features, it will provide the comparable performance with the start-of-the-art that is in total real-value scenarios. Concretely, we rerank all the data in the final candidate pool whose size is larger than target result set. Recall will be improved at the cost of less than 1000 euclidean distance calculations.

Our implementation of hill-climbing is similar to the ones in the mainstream methods. Different from the hierarchical search of HNSW, we randomly sample some points, and compare them with the query for finding the nearest one, which is used as the entry point of the graph-based search. These sampled points can be regarded as “long-link” (corresponding to the high layers in HNSW), and the global k -NN graph structure we build offline (corresponding to the base layer) is regarded as “short-link”. Experiments (see 4.4) present if we recall dozens of nearest neighbors (for example, top 60) instead of the nearest one, the “short-link” will play more important role than the “long-link”. And this, from another perspective, explains the importance of offline global k -NN graph-construction.

3.6 Algorithm Details

- (1) Data skew: In the single-pass divide-and-conquer stage, we randomly map the dataset to different Reduce1 nodes, and make each cluster contained in only one node. The data skew may happen if one has too many clusters than others. Therefore, we use a simple dynamic programming to shuffle




Figure 8: Some samples of the fourteen datasets.

the data, so that the total amount of data included on different nodes is close to each other.

- (2) JNI: As we all know, Java is suitable for distributed computation. But it performs poorly than C++ in terms of efficiency, especially in the case of large numbers of distance calculations. In order to further improve distributed performance, we adopt JNI technique to speedup Hamming distance computation.
- (3) Propagation filter: In the execution of distributed neighborhood propagation, we find the Shuffle process occupies the most time, caused by its low efficiency of data transmission. Actually, the base graph generated has a good quality of neighborhoods, which means the majority of neighbors in the second floor are not true ones, which are not necessary for transmission. We filter the second floor with the max distance between one point and its neighbors in the first floor, accelerating Shuffle2 by more than 50%.

4 EXPERIMENTS

4.1 Datasets

We evaluate our BDG method on the fourteen commodity datasets of “Pailitao”: shirts, dresses, pants, bags, shoes, accessories, snacks, cosmetics, beverages, furnitures, toys, underdresses, digitals and others, some of them are displayed in Figure 8. In our experiments, images are represented as 512-dimensional real-value features which are trained by datasets, and mapped into 512-bits. Then we sample a subset from every dataset to enrich the diversity of scale. More details are listed in Table 1.

4.2 Evaluation Protocols and Baselines

The performance of offline and online processes are assessed respectively. For offline, we compare the building time of different methods, and show both single and multiple shards time for our BDG. Online search takes the brute-force results, based on real-value, as ground truth to calculate the recall of ANNS. More specifically, given a query, we use its real-value expression to obtain the k -NN by exhaustive comparisons. Then the top N recall is computed as:

$$\text{recall}(N) = \frac{|B_{\text{anns}}(l) \cap B_{\text{linear}}(l)|}{N} \quad (3)$$

where $B_{\text{anns}}(l)$ means the top N result is recalled by the ANNS algorithm, $B_{\text{linear}}(l)$ by the linear search, and $|S|$ counts the number of set S . We also record the search time. All the algorithms of online search are implemented in C++, compiled with same option used in hnsplib, and ran on a Linux machine with Intel(R) Xeon(R) CPU E5-2682 v4 2.50GHz and 512 GB memory.

Considering the relevance to our approach and the fairness of comparison, we choose the following state-of-the-art methods, which all provide Open Source Code:

- KGraph¹: We perform the NND algorithm with its default settings and use prune1 function (prune2 will significantly increase the overhead of offline and is not recommended by the author). Compiler options are revised (as stated above) to make its search procedure faster;

¹<https://github.com/aaalgo/kgraph>

Table 1: Introductions of the datasets, including dimension, bits, the numbers of images and queries.

Dataset	d	bits	size of images	size of queries
Shirts	512	512	300M	10000
Dresses	512	512	84M	10000
Pants	512	512	130M	10000
Bags	512	512	110M	10000
Shoes	512	512	150M	10000
Accessories	512	512	240M	10000
Snacks	512	512	20M	10000
Cosmetics	512	512	110M	10000
Beverages	512	512	24M	10000
Furnitures	512	512	59M	10000
Toys	512	512	46M	10000
Underdresses	512	512	25M	10000
Digitals	512	512	27M	10000
Others	512	512	1.5B	10000

- NSW²: The file I/O of nmslib is modified to adapt to our data type. We set the NN number of the new add points 50, and the number of neighbors is limited to 50 too.
- HNSW³: The hnsplib is an optimized version provided by nmslib with better performance of HNSW, which is also proved in our experiments.
- BDG: This is our method proposed in this paper. We limit the number of neighbors no more than 50, and use the following settings: $m = 8192$, $coarse_num = 100000$ if there is no other declaration.

4.3 Offline Building Time

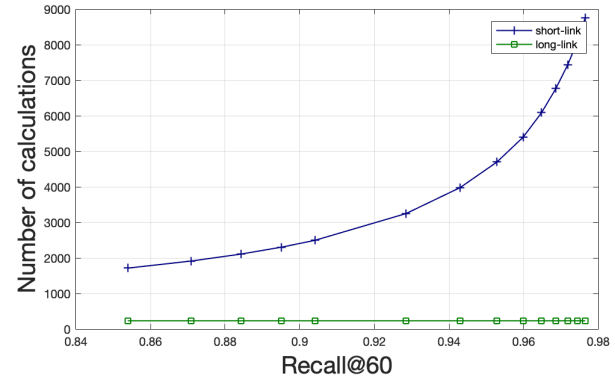
In order to maximize the performance of a single machine, we construct the graph for HNSW, KGraph and NSW with forty threads, and use no more than 2K cores in ODPS MR (the MapReduce framework at Alibaba) to build BDG.

As shown in Table 2, our BDG method is the fastest on all datasets and makes the billion-scale graph building no more than five hours, proving its efficiency and scalability. Note that when the data size is small (e.g. 50M), due to resources allocation and data transmission, the time of BDG doesn't change linearly. Besides, multi-shards costs a little bit more than single one because of data splitting. Limited by the memory of single machine, HNSW, KGraph and NSW all suffer from failure on condition of too large dataset. By contrast, our BDG is distributed designed, which will hold very large data scale. Put aside the memory issue, HNSW performs better than KGraph and NSW since it makes full use of graph-based ANNS to speedup the building process and is well optimized in codes. KGraph utilizes NND algorithm to avoid excessive distance calculation. However, because of long iterations and frequent memory read-write overhead for pair exchanging, it's inferior to HNSW. The slowest method is NSW, which is simple but ineffective, leading to almost 2 hours for a 20M dataset. Our BDG method not only takes advantage of large-scale distributed system, but also accelerates the

²<https://github.com/nmslib/nmslib>
³<https://github.com/nmslib/hnswlib>

Table 2: The offline building time of the fourteen datasets.

#shards	BDG		HNSW	KGraph	NSW
	1	20	---	---	---
Shirts	1h	1.1h	5h	×	×
Dresses	0.2h	0.23h	1.4h	7.3h	×
Pants	0.4h	0.44h	2.1h	11.3h	×
Bags	0.3h	0.32h	1.8h	9.6h	×
Shoes	0.4h	0.45h	2.5h	13h	×
Accessories	0.8h	0.87h	4h	×	×
Snacks	0.1h	0.1h	0.3h	1.74h	1.83h
Cosmetics	0.3h	0.31h	1.8h	9.6h	×
Beverages	0.1h	0.1h	0.4h	2h	2.2h
Furnitures	0.2h	0.21h	1h	5.1h	5.4h
Toys	0.2h	0.2h	0.75h	4h	4.2h
Underdresses	0.1h	0.11h	0.4h	2.1h	2.28h
Digitals	0.1h	0.12h	0.45h	2.2h	2.47h
Others	5h	5.5h	×	×	×

**Figure 9: The number of distance computations in “long-link” and “short-link”.**

procedure with Hamming distance. Consequently, the experimental results demonstrate that our binary distributed strategy makes sense.

Thanks to the distributed system, if we use more cores to construct a billion-scale or larger graph, the building time will drop almost linearly.

4.4 Online Search Performance

We first present the contributions between “long-link” and “short-link” in search process. Taking HNSW as an example, by adjusting the recall of top60, we record the number of distance computations in “long-link” and “short-link” respectively, as illustrated in Figure 9. It can be seen that, as the recall increases, the calculation of “short-link” becomes more and more, but “long-link” is almost unchanged. Even at the lowest recall, the proportion of “long-link” to “short-link” is very low, let alone higher recall. The major role “short-link” plays in online search proves that our concentration on offline global k -NN graph building is reasonable.

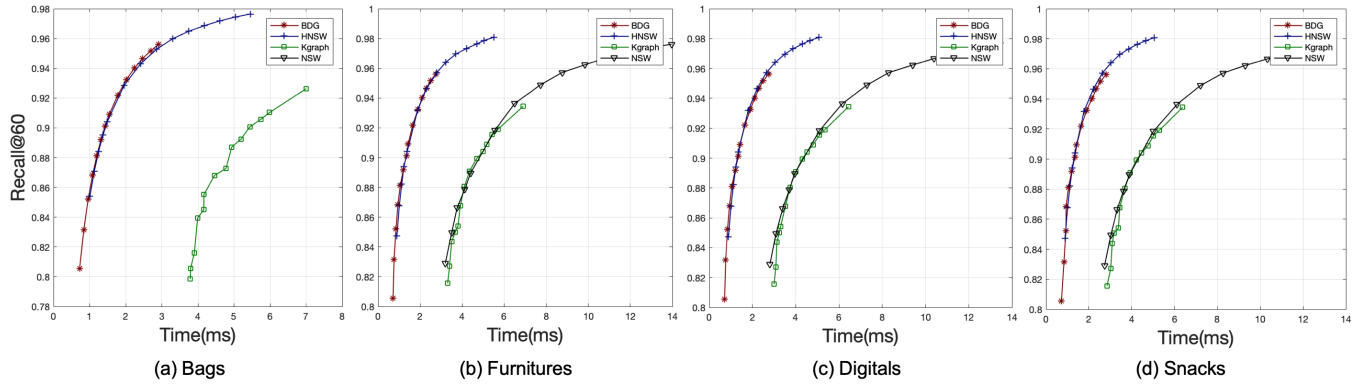


Figure 10: Recall-time curves on bags, furnitures, digitals and snacks.

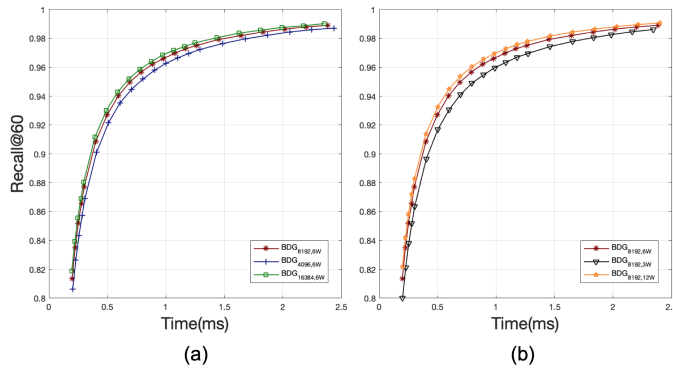


Figure 11: Recall-time curves with different (a) m and (b) $coarse_num$.

In Figure 10, we choose four datasets to plot the recall-time curves of top60 with increasing the candidate pool size. It is clear that our BDG gets comparable performance with HNSW. The poor behaviors of KGraph and NSW have something to do with their codes, not well optimized as HNSW. On the other hand, the quality of their graphs makes it difficult to reach the nearest neighbor when given a query. By recalling more binary candidates and reranking them with real-value features, our BDG method obtains high recall as real-value ones. In consideration of both online and offline performance, our approach is superior to other state-of-the-art methods.

4.5 Parameters Tuning

During the offline graph-construction of our BDG, there are many parameters that will affect the final quality of graphs, especially the number of clusters m and the exhaustive comparison limitation $coarse_num$ in the single-pass divide-and-conquer stage. To facilitate the exhibition of impact, we use binary linear search as ground truth instead.

Figure 11(a) shows three curves with different m , and Figure 11(b) with different $coarse_num$. Obviously, the more center there are, the higher recall will be, so does $coarse_num$. When we partition

Table 3: Comparisons with the former search algorithm in "Pailitao".

#recall	top1	top10	top20	top40	top60	time(ms)
Former	98.47%	98.22%	98.03%	97.85%	97.70%	10
Now	99.63%	99.33%	99.03%	98.58%	98.18%	2

the space into more parts, the loss function value of Bk-means will be smaller, increasing the possibility of finding the nearest neighbor in the graph structure. But, as discussed earlier, we will not set m too big for the sake of intensive computation. In addition, if we compare every node with more candidates, it will improve the whole quality of the base graph.

4.6 Search in "Pailitao".

Finally, our proposed BDG competes with the former online search algorithm in "Pailitao". Different from the above settings, we simulate the online environments with multi-shards, and fix the candidate pool size to get satisfactory recall. The comparison is made on the "others" set, which is split into fifteen shards to make one shard contain 100M vectors. We merge the results from different shards to attain the final top60 (also based on binary linear search), and show different recalls in Table 3. It is clear our new method goes beyond the former on matter in accuracy or efficiency.

5 CONCLUSIONS

Graph-based ANNS algorithms have shown huge advantage in search efficiency and recall. However, most existing methods taking no consideration of offline issue make it far away from being utilized in practice. In this paper, we propose a new approach named *Binary Distributed Graph* to solve the problem. By combining the binary code with graph structure and completely implementing the offline graph building in a distributed system, we make a billion-scale graph-construction less than five hours, and performs comparably with the state-of-the-art in online search. Last but not least, we offer a practical and attractive solution in "Pailitao".

REFERENCES

- [1] Artem Babenko and Victor Lempitsky. 2012. The inverted multi-index. In *IEEE Conference on Computer Vision and Pattern Recognition (CVPR)*. 3069–3076.
- [2] Artem Babenko and Victor Lempitsky. 2016. Efficient indexing of billion-scale datasets of deep descriptors. In *IEEE Conference on Computer Vision and Pattern Recognition (CVPR)*. 2055–2063.
- [3] Artem Babenko and Victor Lempitsky. 2017. Product split trees. In *IEEE Conference on Computer Vision and Pattern Recognition (CVPR)*.
- [4] Norbert Beckmann, Hans-Peter Kriegel, Ralf Schneider, and Bernhard Seeger. 1990. The R*-tree: an efficient and robust access method for points and rectangles. In *ACM Conference on Management of Data (SIGMOD)*, Vol. 19. 322–331.
- [5] Jon Louis Bentley. 1975. Multidimensional binary search trees used for associative searching. *Communications Of The ACM* 18, 9 (1975), 509–517.
- [6] Yue Cao, Mingsheng Long, Jianmin Wang, Qiang Yang, and Philip S Yu. 2016. Deep visual-semantic hashing for cross-modal retrieval. In *Proceedings of the 22nd International Conference on Knowledge Discovery and Data Mining (SIGKDD)*. 1445–1454.
- [7] Mayur Datar, Nicole Immorlica, Piotr Indyk, and Vahab S Mirrokni. 2004. Locality-sensitive hashing scheme based on p-stable distributions. In *Proceedings of the 20th annual Symposium on Computational Geometry (SoCG)*. 253–262.
- [8] Wei Dong, Charikar Moses, and Kai Li. 2011. Efficient k-nearest neighbor graph construction for generic similarity measures. In *Proceedings of the 20th International Conference on World Wide Web (WWW)*. 577–586.
- [9] Matthijs Douze, Hervé Jégou, and Florent Perronnin. 2016. Polysemous codes. In *European Conference on Computer Vision (ECCV)*. 785–801.
- [10] Matthijs Douze, Alexandre Sablayrolles, and Hervé Jégou. 2018. Link and code: Fast indexing with graphs and compact regression codes. In *IEEE Conference on Computer Vision and Pattern Recognition (CVPR)*. 3646–3654.
- [11] Jinyang Gao, HV Jagadish, Beng Chin Ooi, and Sheng Wang. 2015. Selective hashing: Closing the gap between radius search and k-nn search. In *Proceedings of the 21th International Conference on Knowledge Discovery and Data Mining (SIGKDD)*. 349–358.
- [12] Tiezheng Ge, Kaiming He, Qifa Ke, and Jian Sun. 2013. Optimized product quantization for approximate nearest neighbor search. In *IEEE Conference on Computer Vision and Pattern Recognition (CVPR)*. 2946–2953.
- [13] Yunchao Gong and Svetlana Lazebnik. 2011. Iterative quantization: A procrustean approach to learning binary codes. In *IEEE Conference on Computer Vision and Pattern Recognition (CVPR)*. 817–824.
- [14] Yunchao Gong, Marcin Pawłowski, Fei Yang, Louis Brandy, Lubomir Bourdev, and Rob Fergus. 2015. Web scale photo hash clustering on a single machine. In *IEEE Conference on Computer Vision and Pattern Recognition (CVPR)*. 19–27.
- [15] Jie Gui and Ping Li. 2018. R 2 sdh: Robust rotated supervised discrete hashing. In *Proceedings of the 24th International Conference on Knowledge Discovery and Data Mining (SIGKDD)*. 1485–1493.
- [16] Ben Harwood and Tom Drummond. 2016. Fanng: Fast approximate nearest neighbour graphs. In *IEEE Conference on Computer Vision and Pattern Recognition (CVPR)*. 5713–5722.
- [17] Jae-Pil Heo, Zhe Lin, and Sung-Eui Yoon. 2014. Distance encoded product quantization. In *IEEE Conference on Computer Vision and Pattern Recognition (CVPR)*. 2131–2138.
- [18] Hosagrahar V Jagadish, Beng Chin Ooi, Kian-Lee Tan, Cui Yu, and Rui Zhang. 2005. iDistance: An adaptive B+-tree based indexing method for nearest neighbor search. *ACM Transactions on Database Systems (TODS)* 30, 2 (2005), 364–397.
- [19] Herve Jégou, Matthijs Douze, and Cordelia Schmid. 2011. Product quantization for nearest neighbor search. *IEEE Transactions on Pattern Analysis and Machine Intelligence (T-PAMI)* 33, 1 (2011), 117–128.
- [20] Weihao Kong and Wu-Jun Li. 2012. Isotropic hashing. In *Advances in Neural Information Processing Systems (NIPS)*. 1655–1663.
- [21] Yury Malkov, Alexander Ponomarenko, Andrey Logvinov, and Vladimir Krylov. 2014. Approximate nearest neighbor algorithm based on navigable small world graphs. *Information Systems (IS)* 45 (2014), 61–68.
- [22] Yury A Malkov and Dmitry A Yashunin. 2018. Efficient and robust approximate nearest neighbor search using hierarchical navigable small world graphs. *IEEE Transactions on Pattern Analysis and Machine Intelligence (T-PAMI)* (2018).
- [23] Yusuke Matsui, Toshihiko Yamasaki, and Kiyoharu Aizawa. 2015. Pqtable: Fast exact asymmetric distance neighbor search for product quantization using hash tables. In *IEEE International Conference on Computer Vision (ICCV)*. 1940–1948.
- [24] Chanop Silpa-Anan and Richard Hartley. 2008. Optimised KD-trees for fast image descriptor matching. In *IEEE Conference on Computer Vision and Pattern Recognition (CVPR)*. 1–8.
- [25] Takeaki Uno, Masashi Sugiyama, and Koji Tsuda. 2009. Efficient construction of neighborhood graphs by the multiple sorting method. *arXiv preprint arXiv:0904.3151* (2009).
- [26] Dilin Wang, Lei Shi, and Jianwen Cao. 2013. Fast algorithm for approximate k-nearest neighbor graph construction. In *IEEE 13th International Conference on Data Mining Workshops (ICDM workshop)*. 349–356.
- [27] Jingdong Wang and Shipeng Li. 2012. Query-driven iterated neighborhood graph search for large scale indexing. In *Proceedings of the 20th International Conference on Multimedia (MM)*. 179–188.
- [28] Jing Wang, Jingdong Wang, Gang Zeng, Zhuowen Tu, Rui Gan, and Shipeng Li. 2012. Scalable k-nn graph construction for visual descriptors. In *IEEE Conference on Computer Vision and Pattern Recognition (CVPR)*. 1106–1113.
- [29] Yair Weiss, Antonio Torralba, and Rob Fergus. 2008. Spectral hashing. In *Advances in Neural Information Processing Systems (NIPS)*. 1753–1760.
- [30] Bin Xu, Jiajun Bu, Yue Lin, Chun Chen, Xiaofei He, and Deng Cai. 2013. Harmonious hashing. In *Proceedings of the 23rd International Joint Conference on Artificial Intelligence (IJCAI)*. 1820–1826.
- [31] Yanhao Zhang, Pan Pan, Yun Zheng, Kang Zhao, Yingya Zhang, Xiaofeng Ren, and Rong Jin. 2018. Visual search at alibaba. In *Proceedings of the 24th International Conference on Knowledge Discovery and Data Mining (SIGKDD)*. 993–1001.
- [32] Kang Zhao, Hongtao Lu, Yangcheng He, and Shaokun Feng. 2014. Locality preserving discriminative hashing. In *Proceedings of the 22nd International Conference on Multimedia (MM)*. 1089–1092.
- [33] Kang Zhao, Hongtao Lu, and Jincheng Mei. 2014. Locality Preserving Hashing. In *AAAI Conference on Artificial Intelligence (AAAI)*. 2874–2881.
- [34] Wan-Lei Zhao. 2018. k-NN Graph Construction: a Generic Online Approach. *arXiv preprint arXiv:1804.03032* (2018).