

Deep Residual Learning in Spiking Neural Networks

Wei Fang^{1,2}, Zhao Fei Yu^{1,2,3}, Yanqi Chen^{1,2},

Tiejun Huang^{1,2}, Timothée Masquelier⁴, Yonghong Tian^{1,2}

¹Department of Computer Science and Technology, Peking University

²Peng Cheng Laboratory, Shenzhen 518055, China

³Institute for Artificial Intelligence, Peking University

⁴Centre de Recherche Cerveau et Cognition (CERCO), UMR5549 CNRS - Univ. Toulouse 3 ,
Toulouse, France

Abstract

Deep Spiking Neural Networks (SNNs) present optimization difficulties for gradient-based approaches due to discrete binary activation and complex spatial-temporal dynamics. Considering the huge success of ResNet in deep learning, it would be natural to train deep SNNs with residual learning. Previous Spiking ResNet mimics the standard residual block in ANNs and simply replaces ReLU activation layers with spiking neurons, which suffers the degradation problem and can hardly implement residual learning. In this paper, we propose the spike-element-wise (SEW) ResNet to realize residual learning in deep SNNs. We prove that the SEW ResNet can easily implement identity mapping and overcome the vanishing/exploding gradient problems of Spiking ResNet. We evaluate our SEW ResNet on ImageNet and DVS Gesture datasets, and show that SEW ResNet outperforms the state-of-the-art directly trained SNNs in both accuracy and time-steps. Moreover, SEW ResNet can achieve higher performance by simply adding more layers, providing a simple method to train deep SNNs. To our best knowledge, this is the first time that directly training deep SNNs with more than 100 layers becomes possible.

1 Introduction

Artificial Neural Networks (ANNs) have achieved great success in many tasks, including image classification [27, 49, 52], object detection [8, 31, 41], machine translation [2], and gaming [34, 48]. One of the critical factors for ANNs' success is deep learning [28], which uses multi-layers to learn representations of data with multiple levels of abstraction. It has been proved that deeper networks have advantages over shallower networks in computation cost and generalization ability [3]. The function represented by a deep network can require an exponential number of hidden units by a shallow network with one hidden layer [35]. In addition, the depth of the network is closely related to the network's performance in practical tasks [49, 52, 26, 49]. Nevertheless, recent evidence [12, 50, 13] reveals that with the network depth increasing, the accuracy gets saturated and then degrades rapidly. To solve this degradation problem, residual learning is proposed [13, 14] and the residual structure is widely exploited in "very deep" networks that achieve the leading performance [21, 56, 17, 54].

Spiking Neural Networks (SNNs) are regarded as a potential competitor of ANNs for their high biological plausibility, event-driven property, and low power consumption [42]. Recently, deep learning methods are introduced into SNNs, and deep SNNs have achieved close performance as ANNs in some simple classification datasets [53], but still worse than ANNs in complex tasks, e.g., classifying the ImageNet dataset [44]. To obtain higher performance SNNs, it would be natural to explore deeper network structures like ResNet. Spiking ResNet [24, 57, 20, 16, 46, 11, 29, 61, 45,

39, 40], as the spiking version of ResNet, is proposed by mimicking the residual block in ANNs and replacing ReLU activation layers with spiking neurons. Spiking ResNet converted from ANN achieves state-of-the-art accuracy on nearly all datasets, while the directly trained Spiking ResNet has not been validated to solve the degradation problem.

In this paper, we show that Spiking ResNet is inapplicable to all neuron models to achieve identity mapping. Even if the identity mapping condition is met, Spiking ResNet suffers from the problems of vanishing/exploding gradient. Thus, we propose the Spike-Element-Wise (SEW) ResNet to realize residual learning in SNNs. We prove that the SEW ResNet can easily implement identity mapping and overcome the vanishing/exploding gradient problems at the same time. We evaluate Spiking ResNet and SEW ResNet on both the static ImageNet dataset and the neuromorphic DVS Gesture dataset [1]. The experiment results are consistent with our analysis, indicating that the deeper Spiking ResNet suffers from the degradation problem — the deeper network has higher train loss than the shallower network, while SEW ResNet can achieve higher performance by simply increasing the network’s depth. Moreover, we show that SEW ResNet outperforms the state-of-the-art directly trained SNNs in both accuracy and time-steps. To the best of our knowledge, this is the first time to explore the directly-trained deep SNNs with more than 100 layers.

2 Related Work

2.1 Learning Methods of Spiking Neural Networks

ANN to SNN conversion (ANN2SNN) [19, 4, 43, 46, 11, 10, 51] and backpropagation with surrogate gradient [37] are the two main methods to train deep SNNs. The ANN2SNN method firstly trains an ANN with ReLU activation, then converts the ANN to an SNN by replacing ReLU with spiking neurons and adding scaling operations like weight normalization and threshold balancing. Some recent conversion methods have achieved near loss-less accuracy with VGG-16 [11, 10]. However, the converted SNN needs a longer time to rival the original ANN in precision as the conversion is based on rate-coding [43], which increases the SNN’s latency and restricts the practical application. The backpropagation methods can be classified into two categories [25]. The method in the first category computes the gradient by unfolding the network over the simulation time-steps [30, 18, 55, 47, 29, 37], which is similar to the idea of backpropagation through time (BPTT). As the gradient with respect to the threshold-triggered firing is non-differentiable, the surrogate gradient is often used. The SNN trained by the surrogate method is not limited to rate-coding, and can also be applied on temporal tasks, e.g., classifying neuromorphic datasets [55, 7, 15]. The second method computes the gradients of the timings of existing spikes with respect to the membrane potential at the spike timing [5, 36, 23, 62, 60].

2.2 Spiking Residual Structure

Previous ANN2SNN methods noticed the distinction between plain feedforward ANNs and residual ANNs, and made specific normalization for conversion. Hu et al. [16] were the first to apply the residual structure in ANN2SNN with scaled shortcuts in SNN to match the activations of the original ANN. Sengupta et al. [46] proposed Spike-Norm to balance SNN’s threshold and verified their method by converting VGG and ResNet to SNNs. Existing backpropagation-based methods use nearly the same structure from ResNet. Lee et al. [29] evaluated their custom surrogate methods on shallow ResNets whose depths are no more than ResNet-11. Zheng et al. [61] proposed the threshold-dependent batch normalization (td-BN) to replace naive batch normalization (BN) [22] and successfully trained Spiking ResNet-34 and Spiking ResNet-50 directly with surrogate gradient by adding td-BN in shortcuts.

3 Methods

3.1 Spiking Neuron Model

The spiking neuron is the fundamental computing unit of SNNs. Similar to Fang et al. [7], we use a unified model to describe the dynamics of all kinds of spiking neurons, which includes the following

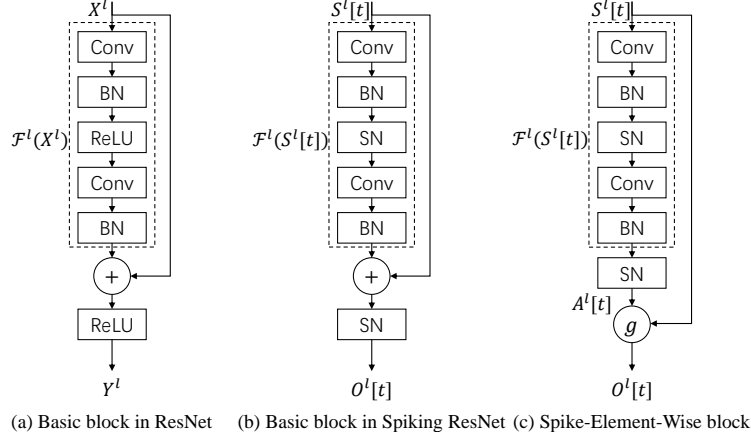


Figure 1: Residual blocks in ResNet, Spiking ResNet and SEW ResNet.

discrete-time equations:

$$H[t] = f(V[t-1], X[t]), \quad (1)$$

$$S[t] = \Theta(H[t] - V_{th}), \quad (2)$$

$$V[t] = H[t] (1 - S[t]) + V_{reset} S[t], \quad (3)$$

where $X[t]$ is the input current at time-step t , $H[t]$ and $V[t]$ denote the membrane potential after neuronal dynamics and after the trigger of a spike at time-step t , respectively. V_{th} is the firing threshold, $\Theta(x)$ is the Heaviside step function and is defined by $\Theta(x) = 1$ for $x \geq 0$ and $\Theta(x) = 0$ for $x < 0$. $S[t]$ is the output spike at time-step t , which equals 1 if there is a spike and 0 otherwise. V_{reset} denotes the reset potential. The function $f(\cdot)$ in Eq. (1) describes the neuronal dynamics and takes different forms for different spiking neuron models. For example, the function $f(\cdot)$ for the Integrate-and-Fire (IF) model and Leaky Integrate-and-Fire (LIF) model can be described by Eq. (4) and Eq. (5), respectively.

$$H[t] = V[t-1] + X[t], \quad (4)$$

$$H[t] = V[t-1] + \frac{1}{\tau}(-V[t-1] + X[t]), \quad (5)$$

where τ represents the membrane time constant. Eq. (2) and Eq. (3) describe the spike generation and resetting processes, which are the same for all kinds of spiking neuron models. In this paper, the surrogate gradient method is used to define $\Theta'(x) \triangleq \sigma'(x)$ during error back-propagation, with $\sigma(x)$ denoting the surrogate function.

3.2 Drawbacks of Spiking ResNet

The residual block is the key component of ResNet. Fig. 1(a) shows the basic block in ResNet [13], where X^l, Y^l are the input and output of the l -th block in ResNet, Conv is the convolutional layer, BN denotes batch normalization, and ReLU denotes the rectified linear unit activation layer. The basic block of Spiking ResNet used in [61, 16, 29] simply mimics the block in ANNs by replacing ReLU activation layers with spiking neurons (SN), which is illustrated in Fig. 1(b). Here $S^l[t], O^l[t]$ are the input and output of the l -th block in Spiking ResNet at time-step t . Based on the above definition, we will analyze the drawbacks of Spiking ResNet below.

Spiking ResNet is inapplicable to all neuron models to achieve identity mapping. One of the critical concepts in ResNet is identity mapping. He et al. [13] noted that if the added layers implement the identity mapping, a deeper model should have train error no greater than its shallower counterpart. However, it is unable to train the added layers to implement identity mapping in a feasible time, resulting in deeper models performing worse than shallower models (the degradation problem). To solve this problem, the residual learning is proposed by adding a shortcut connection (shown in Fig. 1(a)). If we use \mathcal{F}^l to denote the residual mapping, e.g., a stack of two convolutional layers, of the l -th residual block in ResNet and Spiking ResNet, then the residual block in Fig.1(a) and (b) can

be formulated as

$$Y^l = \text{ReLU}(\mathcal{F}^l(X^l) + X^l), \quad (6)$$

$$O^l[t] = \text{SN}(\mathcal{F}^l(S^l[t]) + S^l[t]). \quad (7)$$

The residual block of Eq. (6) make it easy to implement identity mapping in ANNs. To see this, when $\mathcal{F}^l(X^l) \equiv 0$, $Y^l = \text{ReLU}(X^l)$. In most cases, X^l is the activation of the previous ReLU layer and $X^l \geq 0$. Thus, $Y^l = \text{ReLU}(X^l) = X^l$, which is identity mapping.

Different from ResNet, the residual block in Spiking ResNet (Eq. (7)) restricts the models of spiking neuron to implement identity mapping. When $\mathcal{F}^l(S^l[t]) \equiv 0$, $O^l[t] = \text{SN}(S^l[t]) \neq S^l[t]$. To transmit $S^l[t]$ and make $\text{SN}(S^l[t]) = S^l[t]$, the spiking neuron (SN) in the l -th residual block needs to fire a spike after receiving a spike, and keep silent after receiving no spike at time-step t . It works for IF neuron described by Eq. (4). Specifically, we can set $0 < V_{th} \leq 1$ to ensure that $X[t] = 1$ leads to $H[t] \geq V_{th}$, and $X[t] = 0$ leads to $X[t] < V_{th}$. However, when considering some spiking neuron models with complex neuronal dynamics, it is hard to achieve $\text{SN}^l(t) = S^l[t]$. For example, the LIF neuron used in [63, 7, 58] considers a learnable membrane time constant τ , the neuronal dynamics of which can be described with Eq. (5). When $X[t] = 1$, $H[t] = \frac{1}{\tau}$. It is difficult to find a firing threshold that ensures $H[t] > V_{th}$ as τ is being changed in training by the optimizer.

Spiking ResNet suffers from the problems of vanishing/exploding gradient. Consider a spiking ResNet with k sequential blocks to transmit $S^l[t]$, and the identity mapping condition is met, e.g., the spiking neurons are the IF neurons with $0 < V_{th} \leq 1$, then we have $S^l[t] = S^{l+1}[t] = \dots = S^{l+k-1}[t] = O^{l+k-1}[t]$. Denote the j -th element in $S^l[t]$ and $O^l[t]$ as $S_j^l[t]$ and $O_j^l[t]$ respectively, the gradient of the output of the $(l+k-1)$ -th residual block with respect to the input of the l -th residual block can be calculated layer by layer:

$$\frac{\partial O_j^{l+k-1}[t]}{\partial S_j^l[t]} = \prod_{i=0}^{k-1} \frac{\partial O_j^{l+i}[t]}{\partial S_j^{l+i}[t]} = \prod_{i=0}^{k-1} \Theta'(S_j^{l+i}[t] - V_{th}) \rightarrow \begin{cases} 0, & \text{if } 0 < \Theta'(S_j^l[t] - V_{th}) < 1 \\ 1, & \text{if } \Theta'(S_j^l[t] - V_{th}) = 1 \\ +\infty, & \text{if } \Theta'(S_j^l[t] - V_{th}) > 1 \end{cases}, \quad (8)$$

where $\Theta(x)$ is the Heaviside step function and is defined in Eq. (2). The first equality hold as the identity mapping condition is met and $O_j^{l+i-1}[t] = S_j^{l+i}[t]$. The second equality hold as $O_j^{l+i}[t] = \text{SN}(S_j^{l+i}[t])$. In view of the fact that $S_j^l[t]$ can only take 0 or 1, $\Theta'(S_j^l[t] - V_{th}) = 1$ is not satisfied for commonly used surrogate functions mentioned in [37]. Thus, the vanishing/exploding gradient problem is prone to happen in deeper Spiking ResNet.

Based on the above analysis, we believe that the previous Spiking ResNets ignores the highly nonlinear caused by spiking neurons, and can hardly implement residual learning. Nonetheless, the basic block in Fig. 1(b) is still decent for ANN2SNN with extra normalization [16, 46], as the SNN converted from ANN aims to use firing rates to match the origin ANN's activations.

3.3 Spike-Element-Wise ResNet

Here we propose the spike-element-wise (SEW) residual block to realize the residual learning in SNNs, which can easily implement identity mapping and overcome the vanishing/exploding gradient problems at the same time. As illustrated in Fig. 1(c), the SEW residual block can be formulated as:

$$O^l[t] = g(\text{SN}(\mathcal{F}^l(S^l[t])), S^l[t]) = g(A^l[t], S^l[t]), \quad (9)$$

where g represents an element-wise function with two spikes tensor as inputs. Here we use $A^l[t]$ to denote the residual mapping to be learned as $A^l[t] = \text{SN}(\mathcal{F}^l(S^l[t]))$.

SEW ResNet can easily implement identity mapping. By utilizing the binary property of spikes, we can find different element-wise functions g that satisfy identity mapping (shown in Tab. 1). To be specific, when choosing *ADD* and *IAND* as element-wise functions g , identity mapping is achieved by setting $A^l[t] \equiv 0$, which can be implemented simply by setting

Name	Expression of $g(A^l[t], S^l[t])$
ADD	$A^l[t] + S^l[t]$
AND	$A^l[t] \wedge S^l[t] = A^l[t] \cdot S^l[t]$
IAND	$(\neg A^l[t]) \wedge S^l[t] = (1 - A^l[t]) \cdot S^l[t]$

Table 1: List of element-wise functions g

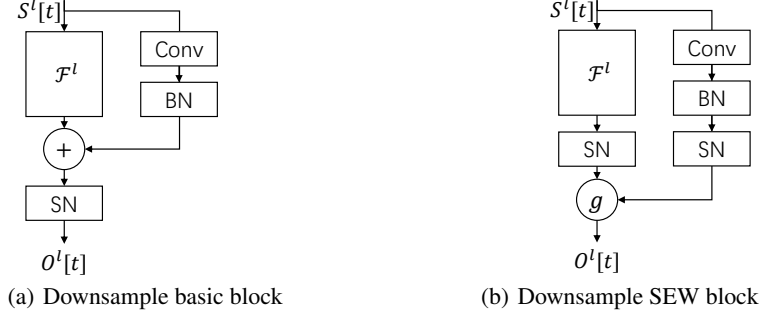


Figure 2: Downsample blocks in Spiking ResNet and SEW ResNet.

the weights and the bias of the last batch normalization layer (BN) in \mathcal{F}^l to zero. Then we can get $O^l[t] = g(A^l[t], S^l[t]) = g(\text{SN}(0), S^l[t]) = g(0, S^l[t]) = S^l[t]$. This is applicable to all neuron models. When using *AND* as the element-wise function g , we set $A^l[t] \equiv 1$ to get identity mapping. It can be implemented by setting the last BN's weights to zero and the bias to a large enough constant to cause spikes, e.g., setting the bias as V_{th} when the last SN is IF neurons. Then we have $O^l[t] = 1 \wedge S^l[t] = S^l[t]$. Note that using *AND* may suffer from the same problem as Spiking ResNet. It is hard to control some spiking neuron models with complex neuronal dynamics to generate spikes at a specified time-step.

Formulation of downsample block. Remarkably, when the input and output of one block have different dimensions, the shortcut is set as convolutional layers with stride > 1 , rather than the identity connection, to perform downsampling. The ResNet and the Spiking ResNet utilize {Conv-BN} without ReLU in shortcut (Fig. 2(a)). In contrast, we add a SN in shortcut (Fig. 2(b)).

SEW ResNet can overcome vanishing/exploding gradient. The SEW block is similar to *ReLU before addition* (RBA) block [14] in ANNs, which can be formulated as

$$Y^l = \text{ReLU}(\mathcal{F}^l(X^l)) + X^l. \quad (10)$$

The RBA block is criticized by He et al. [14] for $X^{l+1} = Y^l \geq X^l$, which will cause infinite outputs in deep layers. The experiment results in [14] also showed that the performance of the RBA block is worse than the basic block (Fig. 1(a)). To some extent, the RBA block can be seen as a special case of the SEW block. It can be obtained by replacing SN in the SEW block with ReLU activation layer, and setting $g(A^l, X^l) = \text{ReLU}(A^l + X^l)$. Note that using *ADD* and *IAND* as g will output spikes (i.e. binary tensors), which means that the infinite outputs problem in ANNs will never occur in SNNs with SEW blocks, since all spikes are less than 1. When choosing *ADD* as g , the infinite outputs problem can be relieved as the output of k sequential SEW blocks will be no larger than k . In addition, a downsample SEW block will regulate the output to be no larger than 2 when g is *ADD*.

When the identity mapping is implemented, the gradient of the output of the $(l+k-1)$ -th SEW block with respect to the input of the l -th SEW block can be calculated layer by layer:

$$\frac{\partial O_j^{l+k-1}[t]}{\partial S_j^l[t]} = \prod_{i=0}^{k-1} \frac{\partial g(A_j^{l+i}[t], S_j^{l+i}[t])}{\partial S_j^{l+i}[t]} = \begin{cases} \prod_{i=0}^{k-1} \frac{\partial(0+S_j^{l+i}[t])}{\partial S_j^{l+i}[t]}, & \text{if } g = \text{ADD} \\ \prod_{i=0}^{k-1} \frac{\partial(1 \cdot S_j^{l+i}[t])}{\partial S_j^{l+i}[t]}, & \text{if } g = \text{AND} \\ \prod_{i=0}^{k-1} \frac{\partial((1-0) \cdot S_j^{l+i}[t])}{\partial S_j^{l+i}[t]}, & \text{if } g = \text{IAND} \end{cases} = 1. \quad (11)$$

The first equality holds as $O_j^{l+i-1}[t] = S_j^{l+i}[t]$. The second equality holds as identity mapping is achieved by setting $A^l[t] \equiv 1$ for $g = \text{AND}$, and $A^l[t] \equiv 0$ for $g = \text{ADD/IAND}$. Since the gradient in Eq. (11) is a constant, the SEW ResNet can overcome the vanishing/exploding gradient problem.

4 Experiments

4.1 ImageNet Classification

As the test server of ImageNet 2012 is no longer available, we can not report the actual test accuracy. Instead, we use the accuracy on the *validation* set as the test accuracy, which is the same as [16, 61].

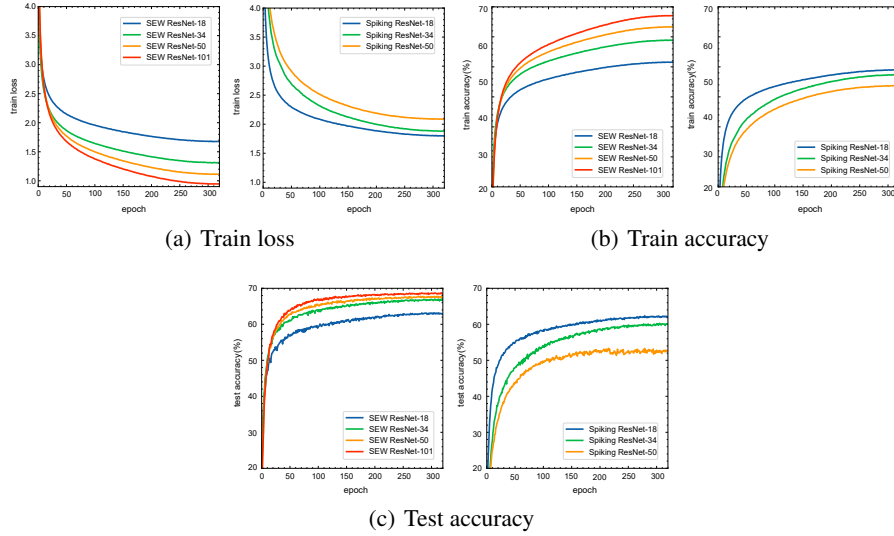


Figure 3: Comparison of the train loss, train accuracy and test accuracy on ImageNet.

He et al. [13] evaluated the 18/34/50/101/152-layer ResNets on the ImageNet dataset. For comparison, we consider the SNNs with the same network architectures, except that the basic residual block (Fig.1(a)) is replaced by the spiking basic block (Fig.1(b)) and SEW block (Fig.1(c)) with g as *ADD*, respectively. We denote the SNN with the basic block as *Spiking ResNet* and the SNN with the SEW block as *SEW ResNet*. The IF neuron model is adopted for the static ImageNet dataset.

Spiking ResNet vs. SEW ResNet. We first evaluate the performance of Spiking ResNet and SEW ResNet. Tab. 2 reports the test accuracy on ImageNet validation. The results show that the deeper 34-layer Spiking ResNet has lower test accuracy than the shallower 18-layer Spiking ResNet.

As the layer increases, the test accuracy of Spiking ResNet decreases. To reveal the reason, we compare the train loss, train accuracy, and test accuracy of Spiking ResNet during the training procedure, which is shown in Fig. 3. We can find the degradation problem of the Spiking ResNet — the deeper network has higher *train loss* than the shallower network. In contrast, the deeper 34-layer SEW ResNet has higher test accuracy than the shallower 18-layer SEW ResNet (shown in Tab. 2). More importantly, it can be found from Fig. 3 that the train loss of our SEW ResNet decreases and the train/test accuracy increases with the increase of depth, which indicates that we can obtain higher performance by simply increasing the network’s depth. All these results imply that the degradation problem is well addressed by SEW ResNet.

Network	SEW ResNet		Spiking ResNet	
	Acc@1(%)	Acc@5(%)	Acc@1(%)	Acc@5(%)
ResNet-18	63.18	84.53	62.32	84.05
ResNet-34	67.04	87.25	61.86	83.69
ResNet-50	67.78	87.52	57.66	80.43

Table 2: Test accuracy on ImageNet.

Comparisons with State-of-the-art Methods. In Tab. 3, we compare SEW ResNet with previous Spiking ResNets that achieve the best results on ImageNet. To our best knowledge, the SEW ResNet-101 is the only SNNs with more than 100 layers to date, and there are no other networks with the same structure to compare. When the network structure is the same, our SEW ResNet outperforms the state-of-the-art accuracy of directly trained Spiking ResNet, even with fewer time-steps T . The accuracy of SEW ResNet-34 is slightly lower than Spiking ResNet-34 (large) with td-BN (67.05% v.s. 67.04%), which uses 1.5 times as many simulating time-steps T (6 v.s. 4) and 4 times as many the number of parameters (85.5M v.s. 21.8M), compared with our SEW ResNet. The state-of-the-art ANN2SNN methods [11, 16] have better accuracy than our SEW ResNet, but they respectively use 1024 and 87.5 times as many time-steps as ours.

Analysis of spiking response of SEW blocks. Fig. 4 shows the firing rates of A^l in 18/34/50-layer SEW ResNets on ImageNet. There are 7 blocks in SEW ResNet-18, and 15 blocks in SEW ResNet-34 and SEW ResNet-50. The downsample SEW blocks are marked by the triangle down symbol ∇ . As we choose *ADD* as element-wise functions g , a lower firing rate means that the SEW block gets closer to implementing identity mapping, except for downsampling blocks. In fact, the shortcuts of downsampling blocks are not identity mapping, which is illustrated in Fig. 2(b). Fig. 4 shows that all

Network	Methods	Accuracy(%)	T
SEW ResNet-34	Spike-based BP	67.04	4
Spiking ResNet-34(large) [†] with td-BN [61]	Spike-based BP	67.05	6
Spiking ResNet-34 with td-BN [61]	Spike-based BP	63.72	6
Spiking ResNet-34 [11]	ANN2SNN	69.89	4096
Spiking ResNet-34 [46]	ANN2SNN	65.47	2000
Spiking ResNet-34 [40]	ANN2SNN and Spike-based BP	61.48	250
SEW ResNet-50	Spike-based BP	67.78	4
Spiking ResNet-50 with td-BN [61]	Spike-based BP	64.88	6
Spiking ResNet-50 [16]	ANN2SNN	72.75	350
SEW ResNet-101	Spike-based BP	68.76	4

Table 3: Comparison with previous Spiking ResNet on ImageNet. [†] has the same network structure as the standard Spiking ResNet-34, but uses four times as many the number of convolution kernels.

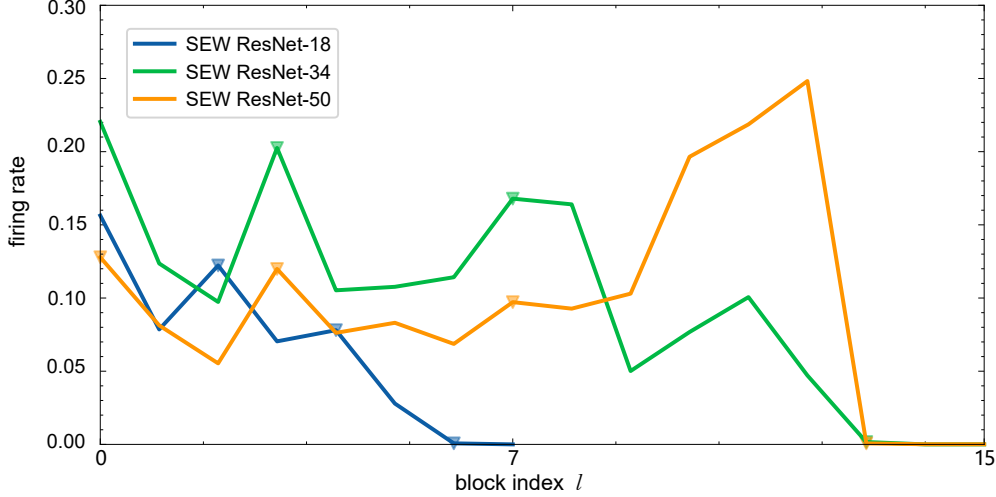


Figure 4: Firing rates of A^l in SEW blocks on ImageNet.

spiking neurons in SEW blocks have low firing rates (≤ 0.25), and the spiking neurons in the last two blocks even have firing rates of almost zero. As the time-steps T of our SEW ResNet is 4, all neurons fire on average no more than one spikes during the whole simulation, verifying that SEW blocks can implement identity mapping.

Gradients Check on ResNet-152 Structure. Eq. (8) and Eq. (11) analyze the gradients of multiple blocks with identity mapping. To verify that SEW ResNet can overcome vanishing/exploding gradient, we check the gradients of Spiking ResNet-152 and SEW ResNet-152, which are the deepest standard ResNet structure. We consider the same initialization parameters and with/without zero initialization. The zero initialization [9] is to set the block to be an identity mapping at the start of training.

As the gradients of SNNs are significantly influenced by firing rates, we analyze the firing rate firstly. Fig. 5(a) shows the initial firing rate of l -th block's output. The indexes of downsample blocks are marked by vertical dotted lines. The blocks between two adjacent dotted lines represent the identity mapping areas, and have inputs and outputs with the same shape. When using zero initialization, Spiking ResNet, SEW AND ResNet, SEW IAND ResNet, and SEW ADD ResNet have the same firing rates (green curve), which is the *zero init* curve. Without zero initialization, the silence problem happens in the SEW AND network (red curve), and is relieved by the SEW IAND network (purple curve). Fig. 5(b) shows the firing rate of A^l , which represents the output of last SN in l -th block. It can be found that although the firing rate of O^l in SEW ADD ResNet increases linearly in the identity mapping areas, the last SN in each block still maintains a stable firing rate. Note that when g is *ADD*, the output of the SEW block is not binary, and the firing rate is actually the mean value. The SNs of SEW IAND ResNet maintain an adequate firing rate and decay slightly with depth (purple curve), while SNs in deep layers of SEW AND ResNet keep silent (orange curve). The silence problem can be explained as follows. When using *AND*, $O^l[t] = \text{SN}(\mathcal{F}(O^{l-1}[t])) \wedge O^{l-1}[t] \leq O^{l-1}[t]$. Since it is hard to keep $\text{SN}(\mathcal{F}(O^{l-1}[t])) \equiv 1$ at each time-step t , the silence problem that $O^{l+i}[t] \equiv 0$ may

frequently happen in SEW ResNet with g as *ADD*. Using *IAND* as a substitute of *AND* can relieve this problem because it is easy to keep $\text{SN}(\mathcal{F}(O^{l-1}[t])) \equiv 0$ at each time-step t .

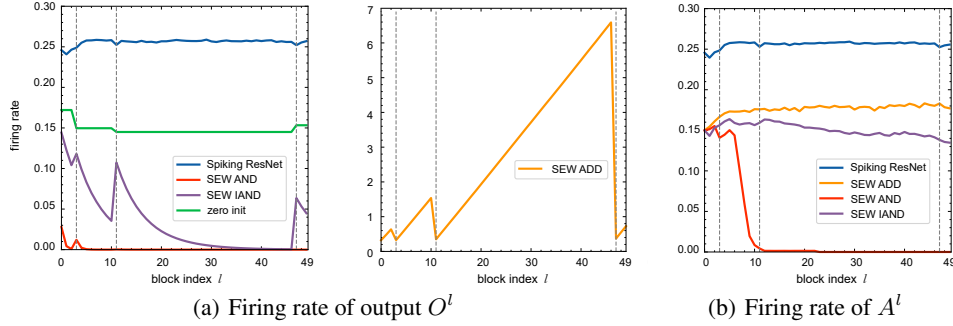


Figure 5: The initial firing rates of output O^l and A^l in l -th block on 152-layer network.

The surrogate gradient function we used in all experiments is $\sigma(x) = \frac{1}{\pi} \arctan(\frac{\pi}{2}\alpha x) + \frac{1}{2}$, thus $\sigma'(x) = \frac{\alpha}{2(1+(\frac{\pi}{2}\alpha x)^2)}$. When $V_{th} = 1, \alpha = 2$, the gradient amplitude $\|\frac{\partial L}{\partial S^l}\|$ of each block is shown in Fig. 6. Note that $\alpha = 2, \sigma'(x) \leq \sigma'(0) = \sigma'(1 - V_{th}) = 1$ and $\sigma'(0 - V_{th}) = 0.092 < 1$. It can be found that the gradients in Spiking ResNet-152 decay from deeper layers to shallower layers in the identity mapping areas without zero initialization, which is caused by $\sigma'(x) \leq 1$. It is worth noting that the decay also happens in Spiking ResNet-152 with zero initialization. The small convex \wedge near the dotted lines is caused by the vanishing gradients of those $S_j^l[t] = 0$. After these gradients decays to 0 completely, $\|\frac{\partial L}{\partial S^l}\|$ will be a constant because the rest gradients are calculated by $S_j^l[t] = 1$ and $\sigma'(1 - V_{th}) = 1$, which can also explain why the gradient-index curve is horizontal at some areas. When referring to SEW ResNet-152 with zero initialization, it can be found that all gradient-index curves are similar no matter what g we choose. This is caused by that in the identity mapping areas, S^l is constant for all index l , and the gradient also becomes a constant as it will not flow through SN. Without zero initialization, the vanishing gradient happens in the SEW AND ResNet-152, which is caused by the silence problem. The gradients of SEW ADD, IAND network increase slowly when propagating from deeper layers to shallower layers, due to the adequate firing rates shown in Fig. 5.

When $V_{th} = 0.5, \alpha = 2, \sigma'(0 - V_{th}) = \sigma'(1 - V_{th}) = 0.288 < 1$, indicating that transmitting spikes to SN is prone to causing vanishing gradient. With zero initialization, the decay in Spiking ResNet-152 is more serious because gradient from F^l can not contribute. The SEW ResNet-152 will not be affected no matter what g we choose. When $V_{th} = 1, \alpha = 3, \sigma'(1 - V_{th}) = 1.5 > 1$, indicating that transmitting spikes to SN is prone to causing exploding gradient. Fig. 7 shows the gradient in this situation. Same with the reason in Fig. 8, the change of surrogate function will increase gradients of all networks without zero initialization, but not affect SEW ResNet-152 with zero initialization. The Spiking ResNet-152 meets exploding gradient, while this problem in SEW ADD, IAND ResNet-152 is not serious.

4.2 DVS Gesture Classification

The origin ResNet, which is designed for classifying the complex ImageNet dataset, is too large for the DVS Gesture dataset. Hence, we design a tiny network named 7B-Net, whose structure is *c32k3s1-BN-PLIF-{SEW Block-MPk2s2}*7-FC11*. Here c32k3s1 means the convolutional layer with kernel size 3 stride 1, MPk2s2 is the max pooling with kernel size 2 stride 2, the symbol $\{ \} * 7$ denotes seven repeated structure, and PLIF denotes the Parametric Leaky-Integrate-and-Fire Spiking Neuron with a learnable membrane time constant, which is proposed in [7] and can be described by Eq. (5). See Appendix for AER data pre-processing details.

Spiking ResNet vs. SEW ResNet. We first compare the performance of SEW ResNet with *ADD* element-wise function (SEW ADD ResNet) and Spiking ResNet by replacing SEW blocks with basic blocks. As shown in Fig. 9 and Tab. 4, although the train loss of Spiking ResNet (blue curve) is lower than SEW ADD ResNet (orange curve), the test accuracy is lower than SEW ADD ResNet (90.97% v.s. 97.92%), which implies that Spiking ResNet is easier to overfit than SEW ADD ResNet.

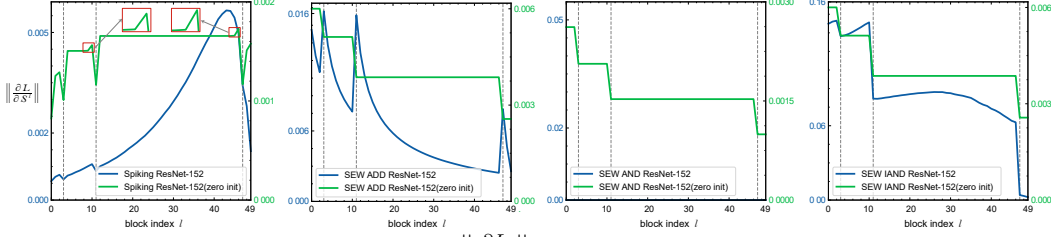


Figure 6: Gradient amplitude $\left\| \frac{\partial L}{\partial S^l} \right\|$ of l -th block when $V_{th} = 1, \alpha = 2$.

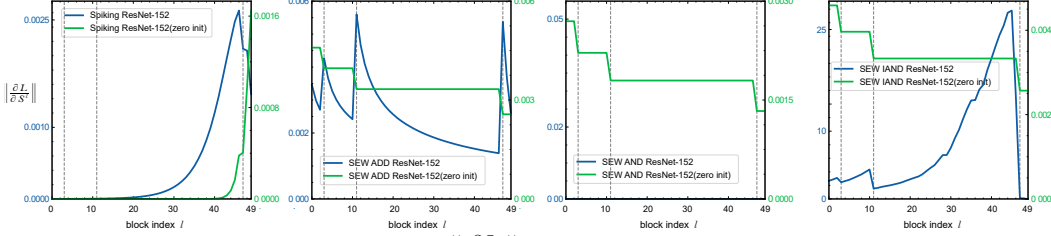


Figure 7: Gradient amplitude $\left\| \frac{\partial L}{\partial S^l} \right\|$ of l -th block when $V_{th} = 0.5, \alpha = 2$.

Evaluation of different element-wise functions and plain block. As the training cost of SNNs on the DVS Gesture dataset is much lower than on ImageNet, we carry out more ablation experiments on the DVS Gesture dataset. We replace *SEW Block* with the plain block (no short-cut connection) and test the performance. We also evaluate all kinds of element-wise functions g in Tab. 1. Fig. 9 shows the train loss and test accuracy on DVS Gesture. The sharp fluctuation during early epochs is caused by the large learning rate (see Appendix for more details). We can find that the train loss is $\text{SEW IAND} < \text{Spiking ResNet} < \text{SEW ADD} < \text{Plain Net} < \text{SEW AND}$. Due to the overfitting problem, a lower loss does not guarantee a higher test accuracy. Tab. 4 shows the test accuracy of all networks. The SEW ADD ResNet gets the highest accuracy than others.

Comparisons with State-of-the-art Methods. Tab. 5 compares our network with SOTA methods. It can be found that our SEW ResNet outperforms the SOTA works in accuracy, parameter numbers, and simulating time-steps.

Network	Element-Wise Function g	Accuracy(%)
SEW ResNet	ADD	97.92
SEW ResNet	IAND	95.49
Plain Net	-	91.67
Spiking ResNet	-	90.97
SEW ResNet	AND	70.49

Table 4: Test accuracy on DVS Gesture. The networks' order is ranked by accuracy.

Network	Accuracy(%)	Parameters	T
c32k3s1-BN-PLIF-{SEW Block (c32) -MPk2s2}*7-FC11 (7B-Net)	97.92	0.13M	16
{c128k3s1-BN-PLIF-MPk2s2}*5-DP-FC512-PLIF-DP-FC110-PLIF-APk10s10 [7]	97.57	1.70M	20
Spiking ResNet17 with td-BN [61]	96.87	11.18M	40
MPk4-c64k3-LIF-c128k3-LIF-APk2-c128k3-LIF-APk2-FC256-LIF-FC11[15]	93.40	23.23M	60

Table 5: Comparison with the state-of-the-art (SOTA) methods on DVS Gesture dataset.

5 Conclusion

In this paper, we analyze the previous Spiking ResNet whose residual block mimics the standard block of ResNet, and find that it can hardly implement identity mapping and suffers from the problems of vanishing/exploding gradient. To solve these problems, we propose the SEW residual block and prove that it can implement the residual learning. The experiment results on ImageNet and DVS Gesture datasets show that our SEW residual block solves the degradation problem, and SEW ResNet can achieve higher accuracy by simply increasing the network's depth. Our work may shed light on the learning of "very deep" SNNs.

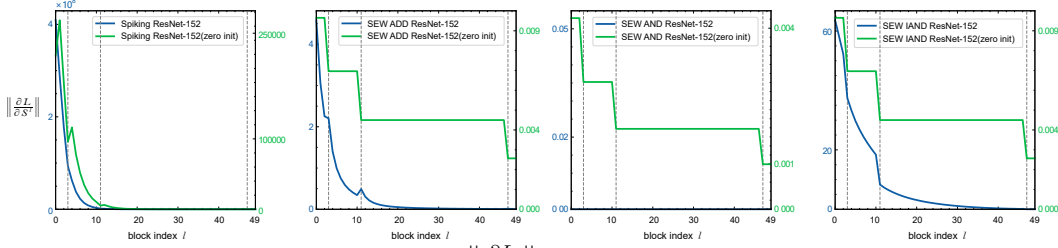


Figure 8: Gradient amplitude $\|\frac{\partial L}{\partial S^l}\|$ of l -th block when $V_{th} = 1, \alpha = 3$.

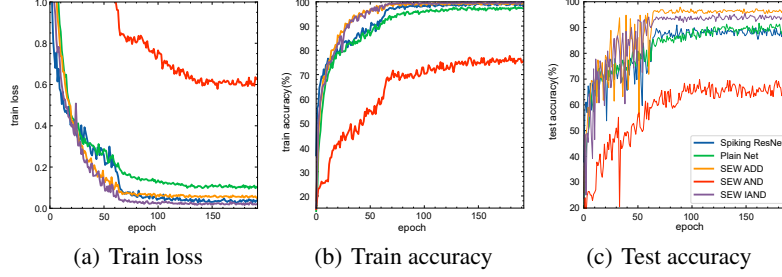


Figure 9: Comparison of the train loss, train accuracy and test accuracy on DVS Gesture dataset.

References

- [1] Arnon Amir, Brian Taba, David Berg, Timothy Melano, Jeffrey McKinstry, Carmelo Di Nolfo, Tapan Nayak, Alexander Andreopoulos, Guillaume Garreau, Marcela Mendoza, Jeff Kusnitz, Michael Debole, Steve Esser, Tobi Delbruck, Myron Flickner, and Dharmendra Modha. A low power, fully event-based gesture recognition system. In *Proceedings of the IEEE Conference on Computer Vision and Pattern Recognition (CVPR)*, July 2017.
- [2] Dzmitry Bahdanau, Kyunghyun Cho, and Yoshua Bengio. Neural machine translation by jointly learning to align and translate. In *International Conference on Learning Representations (ICLR)*, 2015.
- [3] Yoshua Bengio, Yann LeCun, et al. Scaling learning algorithms towards ai. *Large-scale Kernel Machines*, 34(5):1–41, 2007.
- [4] Yongqiang Cao, Yang Chen, and Deepak Khosla. Spiking deep convolutional neural networks for energy-efficient object recognition. *International Journal of Computer Vision*, 113(1):54–66, 2015.
- [5] Iulia M Comsa, Krzysztof Potempa, Luca Versari, Thomas Fischbacher, Andrea Gesmundo, and Jyrki Alakuijala. Temporal coding in spiking neural networks with alpha synaptic function. In *International Conference on Acoustics, Speech and Signal Processing (ICASSP)*, pages 8529–8533. IEEE, 2020.
- [6] Wei Fang, Yanqi Chen, Jianhao Ding, Ding Chen, Zhaoifei Yu, Huihui Zhou, Yonghong Tian, and other contributors. Spikingjelly. <https://github.com/fangwei123456/spikingjelly>.
- [7] Wei Fang, Zhaoifei Yu, Yanqi Chen, Timothee Masquelier, Tiejun Huang, and Yonghong Tian. Incorporating learnable membrane time constant to enhance learning of spiking neural networks. *arXiv preprint arXiv:2007.05785*, 2020.
- [8] Ross Girshick, Jeff Donahue, Trevor Darrell, and Jitendra Malik. Rich feature hierarchies for accurate object detection and semantic segmentation. In *Proceedings of the IEEE Conference on Computer Vision and Pattern Recognition (CVPR)*, pages 580–587, 2014.
- [9] Priya Goyal, Piotr Dollár, Ross Girshick, Pieter Noordhuis, Lukasz Wesolowski, Aapo Kyrola, Andrew Tulloch, Yangqing Jia, and Kaiming He. Accurate, large minibatch sgd: Training imagenet in 1 hour. *arXiv preprint arXiv:1706.02677*, 2017.
- [10] Bing Han and Kaushik Roy. Deep spiking neural network: Energy efficiency through time based coding. In *European Conference on Computer Vision (ECCV)*, pages 388–404, 2020.

- [11] Bing Han, Gopalakrishnan Srinivasan, and Kaushik Roy. Rmp-snn: Residual membrane potential neuron for enabling deeper high-accuracy and low-latency spiking neural network. In *Proceedings of the IEEE/CVF Conference on Computer Vision and Pattern Recognition (CVPR)*, pages 13558–13567, 2020.
- [12] Kaiming He and Jian Sun. Convolutional neural networks at constrained time cost. In *Proceedings of the IEEE/CVF Conference on Computer Vision and Pattern Recognition (CVPR)*, pages 5353–5360, 2015.
- [13] Kaiming He, Xiangyu Zhang, Shaoqing Ren, and Jian Sun. Deep residual learning for image recognition. In *Proceedings of the IEEE/CVF Conference on Computer Vision and Pattern Recognition (CVPR)*, pages 770–778, 2016.
- [14] Kaiming He, Xiangyu Zhang, Shaoqing Ren, and Jian Sun. Identity mappings in deep residual networks. In *European Conference on Computer Vision (ECCV)*, pages 630–645. Springer, 2016.
- [15] Weihua He, YuJie Wu, Lei Deng, Guoqi Li, Haoyu Wang, Yang Tian, Wei Ding, Wenhui Wang, and Yuan Xie. Comparing snns and rnns on neuromorphic vision datasets: Similarities and differences. *Neural Networks*, 132:108–120, 2020.
- [16] Yangfan Hu, Huajin Tang, Yueming Wang, and Gang Pan. Spiking deep residual network. *arXiv preprint arXiv:1805.01352*, 2018.
- [17] Gao Huang, Zhuang Liu, Laurens Van Der Maaten, and Kilian Q Weinberger. Densely connected convolutional networks. In *Proceedings of the IEEE/CVF Conference on Computer Vision and Pattern Recognition (CVPR)*, pages 4700–4708, 2017.
- [18] Dongsung Huh and Terrence J Sejnowski. Gradient descent for spiking neural networks. In *Advances in Neural Information Processing Systems (NeurIPS)*, 2018.
- [19] Eric Hunsberger and Chris Eliasmith. Spiking deep networks with lif neurons. *arXiv preprint arXiv:1510.08829*, 2015.
- [20] Sungmin Hwang, Jeessoo Chang, Min-Hye Oh, Kyung Kyu Min, Taejin Jang, Kyunchul Park, Junsu Yu, Jong-Ho Lee, and Byung-Gook Park. Low-latency spiking neural networks using pre-charged membrane potential and delayed evaluation. *Frontiers in Neuroscience*, 15:135, 2021.
- [21] Forrest N Iandola, Song Han, Matthew W Moskewicz, Khalid Ashraf, William J Dally, and Kurt Keutzer. Squeezenet: Alexnet-level accuracy with 50x fewer parameters and < 0.5 mb model size. *arXiv preprint arXiv:1602.07360*, 2016.
- [22] Sergey Ioffe and Christian Szegedy. Batch normalization: Accelerating deep network training by reducing internal covariate shift. In *International Conference on Machine Learning (ICML)*, pages 448–456. PMLR, 2015.
- [23] Saeed Reza Kheradpisheh and Timothée Masquelier. Temporal backpropagation for spiking neural networks with one spike per neuron. *International Journal of Neural Systems*, 30(06):2050027, 2020.
- [24] Jaehyun Kim, Heesu Kim, Subin Huh, Jinho Lee, and Kiyoun Choi. Deep neural networks with weighted spikes. *Neurocomputing*, 311:373–386, 2018.
- [25] Jinseok Kim, Kyungsu Kim, and Jae-Joon Kim. Unifying activation- and timing-based learning rules for spiking neural networks. In *Advances in Neural Information Processing Systems (NeurIPS)*, pages 19534–19544, 2020.
- [26] Alex Krizhevsky. One weird trick for parallelizing convolutional neural networks. *arXiv preprint arXiv:1404.5997*, 2014.
- [27] Alex Krizhevsky, Ilya Sutskever, and Geoffrey E Hinton. Imagenet classification with deep convolutional neural networks. In *Advances in Neural Information Processing Systems (NeurIPS)*, 2012.
- [28] Yann LeCun, Yoshua Bengio, and Geoffrey Hinton. Deep learning. *Nature*, 521(7553):436–444, 2015.
- [29] Chankyu Lee, Syed Shakib Sarwar, Priyadarshini Panda, Gopalakrishnan Srinivasan, and Kaushik Roy. Enabling spike-based backpropagation for training deep neural network architectures. *Frontiers in Neuroscience*, 14, 2020.

- [30] Jun Haeng Lee, Tobi Delbruck, and Michael Pfeiffer. Training deep spiking neural networks using backpropagation. *Frontiers in Neuroscience*, 10:508, 2016.
- [31] Wei Liu, Dragomir Anguelov, Dumitru Erhan, Christian Szegedy, Scott Reed, Cheng-Yang Fu, and Alexander C Berg. Ssd: Single shot multibox detector. In *European Conference on Computer Vision (ECCV)*, pages 21–37. Springer, 2016.
- [32] Ilya Loshchilov and Frank Hutter. SGDR: stochastic gradient descent with warm restarts. In *International Conference on Learning Representations (ICLR)*. OpenReview.net, 2017.
- [33] Paulius Micikevicius, Sharan Narang, Jonah Alben, Gregory Diamos, Erich Elsen, David Garcia, Boris Ginsburg, Michael Houston, Oleksii Kuchaiev, Ganesh Venkatesh, et al. Mixed precision training. In *International Conference on Learning Representations (ICLR)*, 2018.
- [34] Volodymyr Mnih, Koray Kavukcuoglu, David Silver, Andrei A Rusu, Joel Veness, Marc G Bellemare, Alex Graves, Martin Riedmiller, Andreas K Fidjeland, Georg Ostrovski, et al. Human-level control through deep reinforcement learning. *Nature*, 518(7540):529–533, 2015.
- [35] Guido F Montufar, Razvan Pascanu, Kyunghyun Cho, and Yoshua Bengio. On the number of linear regions of deep neural networks. In *Advances in Neural Information Processing Systems (NeurIPS)*, 2014.
- [36] Hesham Mostafa. Supervised learning based on temporal coding in spiking neural networks. *IEEE Transactions on Neural Networks and Learning Systems*, 29(7):3227–3235, 2017.
- [37] Emre O Neftci, Hesham Mostafa, and Friedemann Zenke. Surrogate gradient learning in spiking neural networks: Bringing the power of gradient-based optimization to spiking neural networks. *IEEE Signal Processing Magazine*, 36(6):51–63, 2019.
- [38] Adam Paszke, Sam Gross, Francisco Massa, Adam Lerer, James Bradbury, Gregory Chanan, Trevor Killeen, Zeming Lin, Natalia Gimelshein, Luca Antiga, Alban Desmaison, Andreas Kopf, Edward Yang, Zachary DeVito, Martin Raison, Alykhan Tejani, Sasank Chilamkurthy, Benoit Steiner, Lu Fang, Junjie Bai, and Soumith Chintala. Pytorch: An imperative style, high-performance deep learning library. In *Advances in Neural Information Processing Systems (NeurIPS)*, 2019.
- [39] Nitin Rathi and Kaushik Roy. Diet-snn: Direct input encoding with leakage and threshold optimization in deep spiking neural networks. *arXiv preprint arXiv:2008.03658*, 2020.
- [40] Nitin Rathi, Gopalakrishnan Srinivasan, Priyadarshini Panda, and Kaushik Roy. Enabling deep spiking neural networks with hybrid conversion and spike timing dependent backpropagation. In *International Conference on Learning Representations (ICLR)*, 2020.
- [41] Joseph Redmon, Santosh Divvala, Ross Girshick, and Ali Farhadi. You only look once: Unified, real-time object detection. In *Proceedings of the IEEE Conference on Computer Vision and Pattern Recognition (CVPR)*, June 2016.
- [42] Kaushik Roy, Akhilesh Jaiswal, and Priyadarshini Panda. Towards spike-based machine intelligence with neuromorphic computing. *Nature*, 575(7784):607–617, 2019.
- [43] Bodo Rueckauer, Iulia-Alexandra Lungu, Yuhuang Hu, Michael Pfeiffer, and Shih-Chii Liu. Conversion of continuous-valued deep networks to efficient event-driven networks for image classification. *Frontiers in Neuroscience*, 11:682, 2017.
- [44] Olga Russakovsky, Jia Deng, Hao Su, Jonathan Krause, Sanjeev Satheesh, Sean Ma, Zhiheng Huang, Andrej Karpathy, Aditya Khosla, Michael Bernstein, et al. Imagenet large scale visual recognition challenge. *International Journal of Computer Vision*, 115(3):211–252, 2015.
- [45] Ali Samadzadeh, Fatemeh Sadat Tabatabaei Far, Ali Javadi, Ahmad Nickabadi, and Morteza Haghir Chehreghani. Convolutional spiking neural networks for spatio-temporal feature extraction. *arXiv preprint arXiv:2003.12346*, 2020.
- [46] Abhronil Sengupta, Yuting Ye, Robert Wang, Chiao Liu, and Kaushik Roy. Going deeper in spiking neural networks: Vgg and residual architectures. *Frontiers in Neuroscience*, 13:95, 2019.
- [47] Sumit Bam Shrestha and Garrick Orchard. Slayer: Spike layer error reassignment in time. In *Advances in Neural Information Processing Systems (NeurIPS)*, 2018.

- [48] David Silver, Aja Huang, Chris J Maddison, Arthur Guez, Laurent Sifre, George Van Den Driessche, Julian Schrittwieser, Ioannis Antonoglou, Veda Panneershelvam, Marc Lanctot, et al. Mastering the game of go with deep neural networks and tree search. *Nature*, 529(7587):484–489, 2016.
- [49] Karen Simonyan and Andrew Zisserman. Very deep convolutional networks for large-scale image recognition. In *International Conference on Learning Representations (ICLR)*, 2015.
- [50] Rupesh Kumar Srivastava, Klaus Greff, and Jürgen Schmidhuber. Highway networks. *arXiv preprint arXiv:1505.00387*, 2015.
- [51] Christoph Stöckl and Wolfgang Maass. Optimized spiking neurons can classify images with high accuracy through temporal coding with two spikes. *Nature Machine Intelligence*, 3(3):230–238, 2021.
- [52] Christian Szegedy, Wei Liu, Yangqing Jia, Pierre Sermanet, Scott Reed, Dragomir Anguelov, Dumitru Erhan, Vincent Vanhoucke, and Andrew Rabinovich. Going deeper with convolutions. In *Proceedings of the IEEE/CVF Conference on Computer Vision and Pattern Recognition (CVPR)*, pages 1–9, 2015.
- [53] Amirhossein Tavanaei, Masoud Ghodrati, Saeed Reza Kheradpisheh, Timothée Masquelier, and Anthony Maida. Deep learning in spiking neural networks. *Neural Networks*, 111:47–63, 2019.
- [54] Ashish Vaswani, Noam Shazeer, Niki Parmar, Jakob Uszkoreit, Llion Jones, Aidan N Gomez, Łukasz Kaiser, and Illia Polosukhin. Attention is all you need. In *Advances in Neural Information Processing Systems (NeurIPS)*, 2017.
- [55] Yujie Wu, Lei Deng, Guoqi Li, Jun Zhu, and Luping Shi. Spatio-temporal backpropagation for training high-performance spiking neural networks. *Frontiers in Neuroscience*, 12:331, 2018.
- [56] Saining Xie, Ross Girshick, Piotr Dollár, Zhuowen Tu, and Kaiming He. Aggregated residual transformations for deep neural networks. In *Proceedings of the IEEE/CVF Conference on Computer Vision and Pattern Recognition (CVPR)*, pages 5987–5995, 2017.
- [57] Fu Xing, Ye Yuan, Hong Huo, and Tao Fang. Homeostasis-based cnn-to-snn conversion of inception and residual architectures. In *International Conference on Neural Information Processing*, pages 173–184. Springer, 2019.
- [58] Bojian Yin, Federico Corradi, and Sander M Bohté. Effective and efficient computation with multiple-timescale spiking recurrent neural networks. In *International Conference on Neuromorphic Systems*, pages 1–8, 2020.
- [59] Friedemann Zenke and Tim P Vogels. The remarkable robustness of surrogate gradient learning for instilling complex function in spiking neural networks. *Neural Computation*, 33(4):899–925, 2021.
- [60] Wenrui Zhang and Peng Li. Temporal spike sequence learning via backpropagation for deep spiking neural networks. pages 12022–12033, 2020.
- [61] Hanle Zheng, Yujie Wu, Lei Deng, Yifan Hu, and Guoqi Li. Going deeper with directly-trained larger spiking neural networks. *arXiv preprint arXiv:2011.05280*, 2020.
- [62] Shibo Zhou, Xiaohua Li, Ying Chen, Sanjeev T Chandrasekaran, and Arindam Sanyal. Temporal-coded deep spiking neural network with easy training and robust performance. *arXiv preprint arXiv:1909.10837*, 2019.
- [63] Romain Zimmer, Thomas Pellegrini, Srisht Fateh Singh, and Timothée Masquelier. Technical report: supervised training of convolutional spiking neural networks with pytorch. *arXiv preprint arXiv:1911.10124*, 2019.

A Appendix

A.1 Hyper-Parameters

For both two datasets, the surrogate gradient function is $\sigma(x) = \frac{1}{\pi} \arctan(\frac{\pi}{2}\alpha x) + \frac{1}{2}$, thus $\sigma'(x) = \frac{\alpha}{2(1+(\frac{\pi}{2}\alpha x)^2)}$, where α is the slope parameter. We set $\alpha = 2$, $V_{reset} = 0$ and $V_{th} = 1$ for all neurons. The optimizer is SGD with *momentum* = 0.9. As recommended by [59], we detach S_t in the neuronal reset Eq. (3) in the backward computational graph to improve performance. We use the

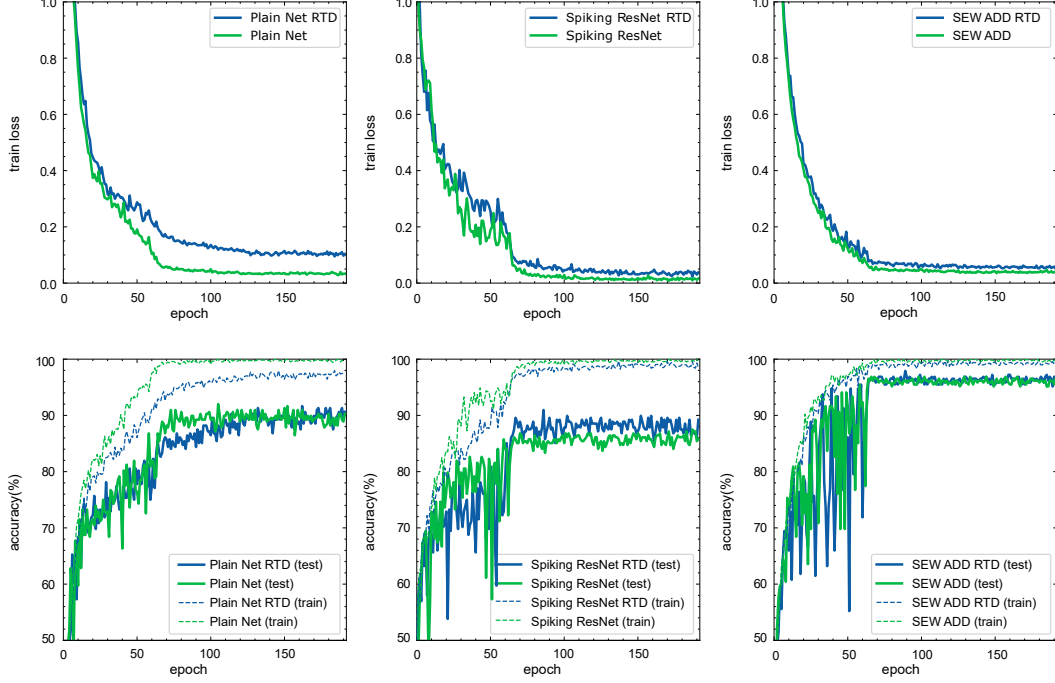


Figure 10: Comparison of train loss and train/test accuracy with/without random temporal delete (RTD).

mixed precision training [33], which will accelerate training and decrease memory consumption, but may cause slightly lower accuracy than using full precision training. The hyper-parameters of the SNNs for ImageNet and DVS Gesture are shown in Tab. 6. Tab. 7 shows the learning rates of the SNNs with different element-wise functions for DVS Gesture. The data pre-processing methods for two datasets are as following:

ImageNet The data augmentation methods used in [13] are also applied in our experiments. A 224×224 crop is randomly sampled from an image or its horizontal flip with data normalization for train samples. A 224×224 resize and central crop with data normalization is applied for test samples.

DVS128 Gesture We use the same AER data pre-processing method as [7], and utilize *random temporal delete* to relieve overfitting, which is illustrated in Sec. A.2.

Dataset	Learning Rate Scheduler	Epoch	lr	Batch Size	T	n_{gpu}
ImageNet	Cosine Annealing [32], $T_{max} = 320$	320	0.1	32	4	8
DVS Gesture	Step, $T_{step} = 64, \gamma = 0.1$	192	0.1	16	16	1

Table 6: Hyper-parameters of the SNNs for ImageNet and DVS Gesture datasets.

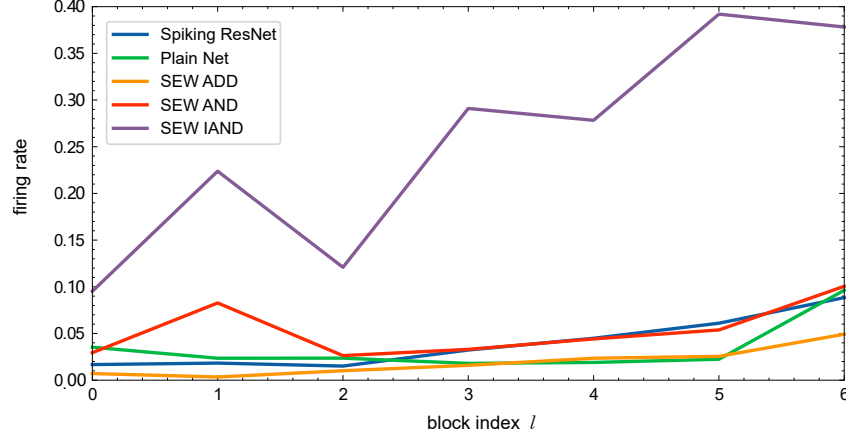
A.2 Random Temporal Delete

To reduce overfitting, we propose a simple data augmentation method called *random temporal delete* for sequential data. Denote the sequence length as T , we randomly delete $T - T_{train}$ data in the origin sequence and use T_{train} data during training. During inference we use the whole sequence, that is, $T_{test} = T$. We set $T_{train} = 12, T = 16$ in all experiments on DVS Gesture.

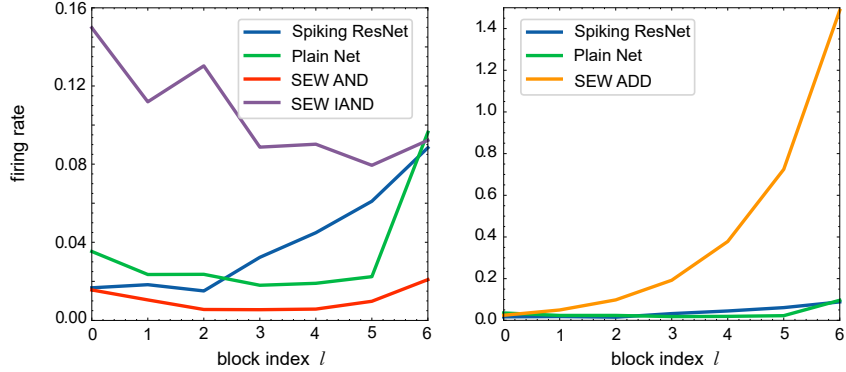
Fig. 10 compares the train loss and train/test accuracy of Plain Net, Spiking ResNet, and SEW ResNet with or without random temporal delete (RTD). Here the element-wise function g is *ADD*. It can be found that the network with RTD has higher train loss and lower train accuracy than the network

Network	Element-Wise Function g	Learning Rate
SEW ResNet	ADD	0.001
SEW ResNet	AND	0.03
SEW ResNet	IAND	0.063
Spiking ResNet	-	0.1
Plain Net	-	0.005

Table 7: Learning rates of the SNNs for DVS Gesture.



(a) Firing rates of A^l in each block on DVS Gesture Gesture



(b) Firing rates of the output O^l in each block on DVS Gesture Gesture

Figure 11: Firing rates of the last SN and the output O^l in each block of 7B-Net on DVS Gesture.

without RTD, because RTD can increase the difficulty of training. The test accuracy of the network with RTD is higher than that without RTD, showing that RTD will reduce overfitting. The results on the three networks are consistent, indicating that RTD is a general sequential data augmentation method.

A.3 Firing rates on DVS Gesture

Fig. 11(a) shows the firing rates of A^l in each block from 7B-Net for DVS Gesture. Note that if g is AND, the SEW block gets closer to identity mapping when the firing rate approaches 1, while for other g , the SEW block becomes identity mapping when the firing rate approaches 0. When all SEW blocks become identity mapping, the 7B-Net will become $c32k3s1\text{-}BN\text{-}PLIF\text{-}\{MPk2s2\}^*7\text{-}FC11$, which is a too simple network to cause underfitting. Thus, the SEW blocks in 7B-Net are not necessary to be identity mapping. Fig. 11(b) shows the firing rates of each block's output O^l . The firing rates do not strictly decrease with block index increases as blocks are connected by max pooling, which squeezes

sparse spikes and increases the firing rate. It can be found that the blocks in SEW AND network have the lowest firing rates. The blocks in SEW IAND network have higher firing rates than those of SEW AND network, and the SEW IAND network has much higher accuracy than the SEW AND network (95.49% v.s. 70.49%), indicating that using *IAND* to replace *AND* can relieve the silence problem discussed in Sec.3.3.

A.4 Gradients in Spiking ResNet with Firing Rates

The gradients of SNNs are affected by firing rates, which is the reason why we analyze the firing rates before gradients in Sec.4.1. Consider a spiking ResNet with k sequential blocks to transmit $S^l[t]$, and the identity mapping condition is met, e.g., the spiking neurons are the IF neurons with $0 < V_{th} \leq 1$, then we have $S^l[t] = S^{l+1}[t] = \dots = S^{l+k-1}[t] = O^{l+k-1}[t]$. We get

$$\frac{\partial O_j^l[t]}{\partial S_j^l[t]} = \frac{\partial \text{SN}(S_j^l[t])}{\partial S_j^l[t]} = \Theta'(S_j^l[t] - V_{th}) \quad (12)$$

$$\frac{\partial L}{\partial S_j^l[t]} = \frac{\partial L}{\partial O_j^l[t]} \Theta'(S_j^l[t] - V_{th}). \quad (13)$$

Then the gradients between two adjacent blocks are

$$\frac{\partial L}{\partial O^{l+i}} = \frac{\partial L}{\partial O^{l+i+1}} \Theta'(S^{l+i+1} - V_{th}). \quad (14)$$

Denote the number of neurons as N , the firing rate of S^l as $\Phi = \frac{\sum_{j=1}^N \sum_{t=0}^{T-1} S_j^l[t]}{NT}$, then

$$\left\| \frac{\partial L}{\partial S^l} \right\| = \left\| \frac{\partial L}{\partial O^{l+k-1}} \right\| \cdot \left\| \prod_{i=0}^{k-1} \Theta'(S^{l+i} - V_{th}) \right\|, \quad (15)$$

where

$$\left\| \prod_{i=0}^{k-1} \Theta'(S^{l+i} - V_{th}) \right\| = \sqrt{N\Phi(\Theta'(1 - V_{th}))^k + N(1 - \Phi)(\Theta'(0 - V_{th}))^k}$$

$$\rightarrow \begin{cases} \sqrt{N}, & \Theta'(1 - V_{th}) = 1, \Theta'(0 - V_{th}) = 1 \\ \sqrt{N\Phi}, & \Theta'(1 - V_{th}) = 1, \Theta'(0 - V_{th}) < 1 \\ \sqrt{N(1 - \Phi)}, & \Theta'(1 - V_{th}) < 1, \Theta'(0 - V_{th}) = 1 \\ 0, & \Theta'(1 - V_{th}) < 1, \Theta'(0 - V_{th}) < 1 \\ +\infty, & \Theta'(1 - V_{th}) > 1 \text{ or } \Theta'(0 - V_{th}) > 1. \end{cases}$$

A.5 Training tricks for Spiking ResNet on ImageNet

During training on ImageNet, we find that the Spiking ResNet-50 can not converge unless we use the zero initialization [9], which sets all blocks to be an identity mapping at the start of training. Thus, the results of Spiking ResNet reported in this paper are with zero initialization.

As the analysis in Sec.3.2 shows, the vanishing/exploding gradients are easy to happen in Spiking ResNet because of accumulative multiplication. A potential solution is to set $\Theta'(0 - V_{th}) = \Theta'(1 - V_{th}) = 1$. Specifically, we have trained the Spiking ResNet by setting $V_{th} = 0.5$ and $\sigma'(x) = \frac{1 + \frac{\pi^2}{4}}{1 + (\pi x)^2}$ in the last SN of each block to make sure that $\Theta'(0 - V_{th}) = \Theta'(1 - V_{th}) = 1$. However, this network will not converge, which may be caused by that SNNs are sensitive to surrogate functions.

A.6 Reproducibility

All experiments are implemented with SpikingJelly [6], which is an open-source deep learning framework for SNNs based on PyTorch [38]. Source codes are available at <https://github.com/fangwei123456/Spike-Element-Wise-ResNet>. To maximize reproducibility, we use identical seeds in all codes.