

# Opinion Dynamics Incorporating Higher-Order Interactions

Zuobai Zhang, Wanyue Xu, Zhongzhi Zhang, *Member, IEEE*, and Guanrong Chen, *Life Fellow, IEEE*

**Abstract**—The issue of opinion sharing and formation has received considerable attention in the academic literature, and a few models have been proposed to study this problem. However, existing models are limited to the interactions among nearest neighbors, ignoring those second, third, and higher-order neighbors, despite the fact that higher-order interactions occur frequently in real social networks. In this paper, we develop a new model for opinion dynamics by incorporating long-range interactions based on higher-order random walks. We prove that the model converges to a fixed opinion vector, which may differ greatly from those models without higher-order interactions. Since direct computation of the equilibrium opinion is computationally expensive, which involves the operations of huge-scale matrix multiplication and inversion, we design a theoretically convergence-guaranteed estimation algorithm that approximates the equilibrium opinion vector nearly linearly in both space and time with respect to the number of edges in the graph. We conduct extensive experiments on various social networks, demonstrating that the new algorithm is both highly efficient and effective.

**Index Terms**—Opinion dynamics; social network; computational social science; random walk; spectral graph theory

## 1 INTRODUCTION

RECENT years have witnessed an explosive growth in social media and online social networks, which have increasingly become an important part of our lives [1]. For example, online social networks can increase the diversity of opinions, ideas, and information available to individuals [2], [3]. At the same time, people may use online social networks to broadcast information on their lives and their opinions about some topics or issues to a large audience. It has been reported that social networks and social media have resulted in a fundamental change of ways that people share and shape opinions [4], [5], [6]. Recently, there have been a concerted effort to model opinion dynamics in social networks, in order to understand the effects of various factors on the formation dynamics of opinions [7], [8], [9].

One of the popular opinion dynamics models is the Friedkin-Johnsen (FJ) model [10]. Although simple and succinct, the FJ model can capture complex behavior of real social groups by incorporating French's "theory of social power" [11], and thus has been extensively studied. A sufficient condition for the stability of this standard model was obtained in [12], the average innate opinion was estimated in [13], and the unique equilibrium expressed opinion vector was derived in [13], [14]. Some explanations of this natural model were consequently explored from different perspectives [14], [15]. In addition, based on the

FJ opinion dynamics model, some social phenomena have been quantified and studied, including polarization [16], [17], disagreement [17], conflict [18], and controversy [18]. Moreover, some optimization problems [19] for the FJ model were also investigated, such as opinion maximization [20].

Other than studying the properties, interpretations and related quantities of the FJ model, many extensions or variants of this popular model have been developed [7]. In [19], the impact of susceptibility to persuasion on opinion dynamics were analyzed by introducing a resistance parameter to modify the FJ model. In [21], a varying peer-pressure coefficient was introduced to the FJ model, aiming to explore the role of increasing peer pressure on opinion formation. In [22], the FJ model was augmented to include algorithmic filtering, to analyze the effect of filter bubbles on polarization. Some multidimensional extensions were developed for the FJ model [23], [24], [25], [26], extending the scalar opinion to vector-valued opinions corresponding to several settings, either independent [23] or interdependent [24], [25], [26].

The above related works for opinion dynamic models provide deep insights into the understanding of opinion formulation, since they grasped various important aspects affecting opinion shaping, including individual's attributes, interactions among individuals, and opinion update mechanisms. However, existing models consider only the interactions among the nearest neighbors, neglecting those interactions among second-order, third-order, and higher-order nearest neighbors, in spite of the fact that this situation is commonly encountered in real natural [27] and social [28], [29] networks. For example, in social networks an individual can make use of the local, partial, or global knowledge corresponding to his direct, second-order, and even higher-order neighbors to search for opinions about a concerned issue or to diffuse information and opinions in an efficient way. To date, there still lack a comprehensive higher-order opinion dynamics model on social networks, although it has been

• Zuobai Zhang, Wanyue Xu and Zhongzhi Zhang are with the Shanghai Key Laboratory of Intelligent Information Processing, School of Computer Science, Fudan University, Shanghai 200433, China. Zhongzhi Zhang is also with the Shanghai Engineering Research Institute of Blockchains, Fudan University, Shanghai 200433, China. (e-mail: 17300240035@fudan.edu.cn; xuwy@fudan.edu.cn; zhangzz@fudan.edu.cn).

• Guanrong Chen is with the Department of Electrical Engineering, City University of Hong Kong, Hong Kong SAR, China (e-mail: eegchen@cityu.edu.hk).

(Corresponding author: Zhongzhi Zhang)

Manuscript received November 27, 2020; revised November 27, 2020.

observed that long-range non-nearest-neighbor interactions could play a fundamental role in opinion dynamics.

In this paper, we make a natural extension of the classical FJ opinion dynamics model to incorporate the higher-order interactions between individuals and their non-nearest neighbors by leveraging higher-order random walks. We prove that the higher-order model converges to a unique equilibrium opinion vector, provided that each individual has a non-zero resistance parameter measuring his susceptibility to persuasion. We show that the equilibrium opinions of the higher-order FJ model differ greatly from those of the classical FJ model, demonstrating that higher-order interactions have a significant impact on opinion dynamics.

Basically, the equilibrium opinions of the higher-order FJ model on a graph are the same as those of the standard FJ model on a corresponding dense graph with a loop at each node. That is, at each time step, every individual updates his opinion according to his innate opinion, as well as the currently expressed opinions of his nearest neighbors on the dense graph. Since the transition matrix of the dense graph is a combination of the powers of that on the original graph, direct construction of the transition matrix for the dense graph is computationally expensive. To reduce the computation cost, we construct a sparse matrix, which is spectrally close to the dense matrix, nearly linearly in both space and time with respect to the number of edges on the original graph. This sparsified matrix maintains the information of the dense graph, such that the difference between the equilibrium opinions on the dense graph and the sparsified graph is negligible.

Based on the obtained sparsified matrix, we further introduce an iteration algorithm, which has a theoretical convergence and can approximate the equilibrium opinions of the higher-order FJ model quickly. Finally, we perform extensive experiments on different networks of various scales, and show that the new algorithm achieves high efficiency and effectiveness. Particularly, this algorithm is scalable, which can approximate the equilibrium opinions of the second-order FJ on large graphs with millions of nodes. It is expected that the new model sheds light on further understanding of opinion formation, and that the new algorithm can be helpful for various applications, such as the computations of polarization and disagreement in opinion dynamics.

A preliminary version of our work has been published in [30]. In this paper, we extend our preliminary results in several directions. First, we present proof details previously omitted in [30] for several important theorems, including the convergence analysis and approximation error bound of the proposed algorithm. Second, we add an illustrative example in Section HOFJ, in order to better understand and demonstrate the difference between the traditional FJ model and the higher-order model. Finally, we provide additional experimental results for different innate opinion distributions and provide a thorough parameter analysis in Section 6.

## 2 PRELIMINARIES

In this section, some basic concepts in graph and matrix theories, as well as the Friedkin-Johnsen (FJ) opinion dynamics

model are briefly reviewed.

### 2.1 Graphs and Related Matrices

Consider a simple, connected, undirected social network (graph)  $\mathcal{G} = (\mathcal{V}, \mathcal{E})$ , where  $\mathcal{V} = \{1, 2, \dots, n\}$  is the set of  $n$  agents and  $\mathcal{E} = \{(i, j) | i, j \in \mathcal{V}\}$  is the set of  $m$  edges describing relations among nearest neighbors. The topological and weighted properties of  $\mathcal{G}$  are encoded in its adjacency matrix  $\mathbf{A} = (a_{ij})_{n \times n}$ , where  $a_{ij} = a_{ji} = w_e$  if  $i$  and  $j$  are linked by an edge  $e = (i, j) \in \mathcal{E}$  with weight  $w_e$ , and  $a_{ij} = 0$  otherwise. Let  $\mathcal{N}_i = \{j | (i, j) \in \mathcal{E}\}$  denote the set of neighbors of node  $i$  and  $d_i = \sum_{j \in \mathcal{N}_i} w_{ij}$  denote the degree of  $i$ . The diagonal degree matrix of graph  $\mathcal{G}$  is defined to be  $\mathbf{D} = \text{diag}(d_1, d_2, \dots, d_n)$ , and the Laplacian matrix of  $\mathcal{G}$  is  $\mathbf{L} = \mathbf{D} - \mathbf{A}$ . Let  $\mathbf{e}_i$  denote the  $i$ -th standard basis vector of appropriate dimension. Let  $\mathbf{1}$  ( $\mathbf{0}$ ) be the vector with all entries being ones (zeros). Then, it can be verified that  $\mathbf{L}\mathbf{1} = \mathbf{0}$ . The random walk transition matrix for  $\mathcal{G}$  is defined as  $\mathbf{P} = \mathbf{D}^{-1}\mathbf{A}$ , which is row-stochastic (i.e., each row-sum equals 1).

### 2.2 Norms of a Vector or Matrix

For a non-negative vector  $\mathbf{x}$ ,  $x_{\max}$  and  $x_{\min}$  denote the maximum and minimum entry, respectively. For an  $n \times n$  matrix  $\mathbf{A}$ ,  $\sigma_i(\mathbf{A}), i = 1, 2, \dots, n$  denote its singular values. Given a vector  $\mathbf{x}$ , its 2-norm is defined as  $\|\mathbf{x}\|_2 = \sqrt{\sum_i |x_i|^2}$  and the  $\infty$ -norm is defined as  $\|\mathbf{x}\|_\infty = \max_i |x_i|$ . It is easy to verify that  $\|\mathbf{x}\|_\infty \leq \|\mathbf{x}\|_2 \leq \sqrt{n}\|\mathbf{x}\|_\infty$  for any  $n$ -dimensional vector  $\mathbf{x}$ . For a matrix  $\mathbf{A}$ , its 2-norm is defined to be  $\|\mathbf{A}\|_2 = \max_{\mathbf{x}} \|\mathbf{A}\mathbf{x}\|_2 / \|\mathbf{x}\|_2$ . By definition,  $\|\mathbf{A}\mathbf{x}\|_2 \leq \|\mathbf{A}\|_2 \|\mathbf{x}\|_2$ . It is known that the 2-norm of the matrix  $\mathbf{A}$  is equal to its maximum singular value  $\sigma_{\max}$ , satisfying  $\|\mathbf{x}^\top \mathbf{A} \mathbf{y}\|_2 \leq \sigma_{\max} \|\mathbf{x}\|_2 \|\mathbf{y}\|_2$  for any vectors  $\mathbf{x}$  and  $\mathbf{y}$  [31].

### 2.3 Friedkin-Johnsen Opinion Dynamics Model

The Friedkin-Johnsen (FJ) model is a classic opinion dynamics model [10]. For a specific topic, the FJ model assumes that each agent  $i \in \mathcal{V}$  is associated with an *innate opinion*  $s_i \in [0, 1]$ , where higher values signify more favorable opinions, and a *resistance parameter*  $\alpha_i \in (0, 1]$  quantifying the agent's *stubbornness*, with a higher value corresponding to a lower tendency to conform with his neighbors' opinions. Let  $\mathbf{x}^{(t)}$  denote the opinion vector of all agents at time  $t$ , with element  $x_i^{(t)}$  representing the opinion of agent  $i$  at that time. At every timestep, each agent updates his opinion by taking a convex combination of his innate opinion and the average of the expressed opinion of his neighbors in the previous timestep. Mathematically, the opinion of agent  $i$  evolves according to the following rule:

$$x_i^{(t+1)} = \alpha_i s_i + (1 - \alpha_i) \frac{\sum_{j \in \mathcal{N}_i} w_{ij} \cdot x_j^{(t)}}{d_i}. \quad (1)$$

The evolution rule can be rewritten in matrix form as

$$\mathbf{x}^{(t+1)} = \mathbf{\Lambda} \mathbf{s} + (\mathbf{I} - \mathbf{\Lambda}) \mathbf{P} \mathbf{x}^{(t)}, \quad (2)$$

where  $\mathbf{\Lambda}$  denotes the diagonal matrix  $\text{diag}(\alpha_1, \alpha_2, \dots, \alpha_n)$ , and  $\mathbf{I}$  is the identity matrix.

It has been proved [13] that the above opinion formation process converges to a unique equilibrium  $z$  when  $\alpha_i > 0$  for all  $i \in \mathcal{V}$ . The equilibrium vector  $z$  can be obtained as the unique fixed point of equation (2), i.e.,

$$z = (I - (I - \Lambda)P)^{-1} \Lambda s. \quad (3)$$

The  $i$ th entry  $z_i$  of  $z$  is the *expressed opinion* of agent  $i$ .

A straightforward way to calculate the equilibrium vector  $z$  requires inverting a matrix, which is expensive and intractable for large networks. In [32], the iteration process of the opinion dynamics model is used to obtain an approximation of vector  $z$ , which has a theoretical guarantee of convergence. The method is very efficient, scalable to networks with millions of nodes.

### 3 HIGHER-ORDER OPINION DYNAMICS MODEL

The classical FJ model has many advantages; for example, it captures some complex human behavior in social networks. However, this model considers only the interactions among nearest neighbors, neglecting the higher-order interactions existing in social networks and social media. To fix this deficiency, in this section, we generalize the FJ model to a higher-order setting by using the random walk matrix polynomials describing higher-order random walks.

#### 3.1 Random Walk Matrix Polynomial

For a network  $\mathcal{G}$ , its random walk matrix polynomial is defined as follows [33]:

**Definition 1.** Let  $A$  and  $D$  be, respectively, the adjacency matrix and diagonal degree matrix of a graph  $\mathcal{G}$ . For a non-negative vector  $\beta = (\beta_1, \beta_2, \dots, \beta_T)$  satisfying  $\sum_{r=1}^T \beta_r = 1$ , the matrix

$$L_\beta(\mathcal{G}) = D - \sum_{r=1}^T \beta_r D (D^{-1}A)^r \quad (4)$$

is a  $T$ -degree random walk matrix polynomial of  $\mathcal{G}$ .

The Laplacian matrix  $L$  is a particular case of  $L_\beta(\mathcal{G})$ , which can be obtained from  $L_\beta(\mathcal{G})$  by setting  $T = 1$  and  $\beta_1 = 1$ . In fact, it can be proved that, for any  $\beta$ , there always exists a graph  $\mathcal{G}'$  with loops, whose Laplacian matrix is  $L_\beta(\mathcal{G})$ , as characterized by the following theorem.

**Theorem 1 (Proposition 25 in [33]).** The random walk matrix polynomial  $L_\beta(\mathcal{G})$  is a Laplacian matrix.

Define matrix  $L_{\mathcal{G}_r} = D - D (D^{-1}A)^r$ , which is a particular case of matrix  $L_\beta(\mathcal{G})$  corresponding to  $T = r$  and  $\beta_r = 1$ . In fact,  $L_{\mathcal{G}_r}$  is the Laplacian matrix of graph  $\mathcal{G}_r$ , constructed from graph  $\mathcal{G}$  by performing  $r$ -step random walks on graph  $\mathcal{G}$ . The  $ij$ -th element of the adjacency matrix  $A_{\mathcal{G}_r}$  for graph  $\mathcal{G}_r$  is equal to the product of the degree  $d_i$  for node  $i$  in  $\mathcal{G}$  and the probability that a walker starts from node  $i$  and ends at node  $j$  after performing  $r$ -step random walks in  $\mathcal{G}$ . Thus, the matrix polynomial  $L_\beta(\mathcal{G})$  is a combination of matrices  $L_{\mathcal{G}_r}$  for  $r = 1, 2, \dots, T$ .

Based on the random walk matrix polynomials, one can define a generalized transition matrix  $P^* = P_\beta^*$  for graph  $\mathcal{G}$  as follows.

**Definition 2.** Given an undirected weighted graph  $\mathcal{G}$  and a coefficient vector  $\beta = (\beta_1, \beta_2, \dots, \beta_T)$  with  $\sum_{r=1}^T \beta_r = 1$ , the matrix

$$P_\beta^* = \sum_{r=1}^T \beta_r P^r = I - D^{-1} L_\beta(\mathcal{G}) \quad (5)$$

is a  $T$ -order transition matrix of  $\mathcal{G}$  with respect to vector  $\beta$ .

Note that the generalized transition matrix  $P^*$  for graph  $\mathcal{G}$  is actually the transition matrix for another graph  $\mathcal{G}'$ .

#### 3.2 Higher-Order FJ Model

To introduce the higher-order FJ model, first modify the update rule in equation (2) by replacing  $P$  with  $P^*$ . In other words, the opinion vector evolves as follows:

$$\begin{aligned} x^{(t+1)} &= \Lambda s + (I - \Lambda) P^* x^{(t)} \\ &= \Lambda s + (I - \Lambda) [\beta_1 P + \beta_2 P^2 + \dots + \beta_T P^T] x^{(t)}. \end{aligned} \quad (6)$$

In this way, individuals update their opinions by incorporating those of their higher-order neighborhoods at each timestep. Moreover, by adjusting the coefficient vector  $\beta$ , one can choose different weights for neighbors of different orders.

Note that for the case of  $P^* = P$ , the higher-order FJ model is reduced to the classic FJ model. While for the case of  $P^* \neq P$ , the higher-order FJ model can lead to very different results, in comparison with the standard FJ model, as shown in the following example.

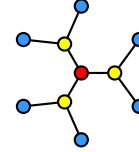


Fig. 1. A tree with ten nodes.

**Example.** Consider the tree shown in Figure 1. The nodes from the center to the periphery are colored in red, yellow and blue, respectively. Suppose that for the red node its  $(s_i, \alpha_i)$  are given by  $(1, 1)$ , implying that the center node has a favorable opinion and is insusceptible to be persuaded by others. And, suppose that the yellow and blue nodes have values  $(0, 0.6)$  and  $(0, 0.01)$ , respectively. Then, calculate the equilibrium opinion vector for the following three cases:

- I.  $\beta_1 = 1, \beta_2 = 0$ . This case corresponds to the classic FJ model. At every timestep, the opinion of each node is influenced by the opinions of its nearest neighbors. At equilibrium, the expressed opinions of red, yellow and blue nodes are 1, 0.181 and 0.179, respectively. This is consistent with the intuition, since the red and yellow nodes are stubborn and thus prone to their innate opinions, while the blue nodes are susceptible to their neighboring nodes, the yellow ones.
- II.  $\beta_1 = 0, \beta_2 = 1$ . This case is associated with the second-order FJ model. In this case, only the influences of the second-order neighbors are considered. The equilibrium expressed opinions of the red, yellow and blue nodes are 1, 0 and 0.971, respectively. This can be

explained as follows. Since any yellow node is the second-order neighbor of the other two yellow nodes, they are influenced by each other, so they all stick to their innate opinions. In contrast, the blue nodes are highly affected by the center node.

- III.  $\beta_1 = \beta_2 = 0.5$ . This is in fact a hybrid case of the above two cases, with interactions between a node and both of its first- and second-order neighbors with equal weights. For this case, the equilibrium opinions for red, yellow and blue nodes are 1, 0.142 and 0.351, respectively. The opinion of each node lies between the opinions of the above two cases.

In addition to the expressed opinion of an individual, for the above-considered three cases, the sum of their expressed opinions are also significantly different, which are equal to 2.617, 6.826 and 3.532, respectively.

This example demonstrates that the interactions between nodes and their higher-order neighbors can have substantial impact on network opinions. Moreover, as will be seen in Section 6.2, the higher-order interactions also strongly affect the opinion dynamics on real-world social networks.

#### 4 CONVERGENCE ANALYSIS

In this section, the convergence of the higher-order FJ model is analyzed. It will be shown that if all  $\alpha_i$  are positive, the model has a unique equilibrium and will converge to that equilibrium after sufficiently many iterations.

First, recall the Gershgorin Circle Theorem.

**Lemma 2 (Gershgorin Circle Theorem [34]).** Given a square matrix  $\mathbf{A} \in \mathbb{R}^{n \times n}$ , let  $R_i = \sum_{j \neq i} |a_{ij}|$  be the sum of the absolute values of the non-diagonal entries in the  $i$ -th row and  $D(a_{ii}, R_i) \in \mathbb{C}$  be a closed disc centered at  $a_{ii}$  with radius  $R_i$ . Then, every eigenvalue of  $\mathbf{A}$  lies in at least one of the discs  $D(a_{ii}, R_i)$ .

Now, the following main result is established.

**Theorem 3.** The higher-order FJ model defined in (6) has a unique equilibrium if  $\alpha_i > 0$  for all  $i \in \mathcal{V}$ .

**Proof.** Any equilibrium  $\mathbf{z}^* \in \mathbb{R}^n$  of (6) must be a solution of the following linear system:

$$(\mathbf{I} - (\mathbf{I} - \mathbf{\Lambda})\mathbf{P}^*)\mathbf{z}^* = \mathbf{\Lambda}\mathbf{s}. \quad (7)$$

Let  $\mathbf{M} = \mathbf{I} - (\mathbf{I} - \mathbf{\Lambda})\mathbf{P}^*$ . It suffices to show that  $\mathbf{M}$  is non-singular. First, it is obvious that every diagonal entry of  $\mathbf{M}$  is non-negative and every non-diagonal entry is non-positive, since every entry of  $\mathbf{P}^*$  lies in the interval  $[0, 1]$ . Thus, for any row  $i$  of  $\mathbf{M}$ , the sum of absolute values of its non-diagonal elements is

$$R_i = \sum_{j \neq i} |M_{ij}| = -\mathbf{e}_i^\top \mathbf{M} \mathbf{1} + M_{ii} = M_{ii} - \alpha_i > 0,$$

where  $M_{ij}$  denotes the  $(i, j)$ th element of  $\mathbf{M}$ . Then, according to Lemma 2, every eigenvalue  $\lambda$  of  $\mathbf{M}$  lies within the discs  $\{z : |z - M_{ii}| \leq M_{ii} - \alpha_i\}$ . Since  $\alpha_i > 0$ , the set of all eigenvalues for  $\mathbf{M}$  excludes 0. Therefore, matrix  $\mathbf{M}$  is invertible, and thus the equilibrium is unique.  $\square$

Hence,  $\mathbf{z}^* = (\mathbf{I} - (\mathbf{I} - \mathbf{\Lambda})\mathbf{P}^*)^{-1} \mathbf{\Lambda}\mathbf{s}$  is the unique equilibrium of the opinion dynamics model defined by (6). Next, it will be proved that after sufficiently many iterations, the

new higher-order FJ model will converge to this equilibrium.

**Theorem 4.** If  $\alpha_i > 0$  for all  $i \in \mathcal{V}$ , then the higher-order FJ model converges to its unique equilibrium  $\mathbf{z}^* = (\mathbf{I} - (\mathbf{I} - \mathbf{\Lambda})\mathbf{P}^*)^{-1} \mathbf{\Lambda}\mathbf{s}$ .

**Proof.** Define the error vector  $\epsilon^{(t)}$  at the  $t$ -th iteration as  $\epsilon^{(t)} = \mathbf{x}^{(t)} - \mathbf{z}^*$ . It can be proved that as  $t$  approaches infinity, the error term  $\epsilon^{(t)}$  tends to zero. Substituting (6) into the formula of  $\epsilon^{(t)}$ , one obtains  $\epsilon^{(t+1)} = (\mathbf{I} - \mathbf{\Lambda})\mathbf{P}^*\epsilon^{(t)}$ . In addition, because the sum of all the entries in each row of  $\mathbf{P}^*$  is one and  $(1 - \alpha_i) \in [0, 1]$ , the elements of  $\epsilon^{(t)}$  become smaller as  $t$  grows. This can be explained as follows. Let  $\epsilon_{\max}^{(t+1)}$  be the element of vector  $\epsilon^{(t)}$  that has the largest absolute value. Then,

$$\begin{aligned} |\epsilon_{\max}^{(t+1)}| &= \max_{i=1,2,\dots,n} \left\{ (1 - \alpha_i) \sum_{j=1}^n P_{ij}^* \epsilon_j^{(t)} \right\} \\ &\leq \max_{i=1,2,\dots,n} \left\{ (1 - \alpha_i) \sum_{j=1}^n P_{ij}^* |\epsilon_{\max}^{(t)}| \right\} \\ &\leq \max_{i=1,2,\dots,n} \left\{ (1 - \alpha_i) |\epsilon_{\max}^{(t)}| \right\} < |\epsilon_{\max}^{(t)}|, \end{aligned}$$

which completes the proof of the theorem.  $\square$

#### 5 FAST ESTIMATION OF EQUILIBRIUM OPINION VECTOR

To compute the equilibrium expressed opinion vector  $\mathbf{z}^*$  requires calculating matrix  $\mathbf{P}^*$  and inverting a matrix, both of which are time consuming. In general, for a network  $\mathcal{G}$ , sparse or dense, its  $r$ -step random walk graph  $\mathcal{G}_r$  could be very dense. Particularly, for a small-world network with a moderately large  $r$ , its  $r$ -step random walk graph  $\mathcal{G}_r$  is a weighted and almost complete graph. This makes it infeasible to compute the generalized transition matrix  $\mathbf{P}^*$  for huge networks.

In this section, the spectral graph sparsification technique is utilized to obtain an approximation of matrix  $\mathbf{P}^*$ . Then, a fast convergent algorithm is developed to approximate the expressed opinion vector  $\mathbf{z}^*$ , which avoids matrix inverse operation. The pseudocode of this new algorithm is shown in Algorithm 1.

##### 5.1 Random-Walk Matrix Polynomial Sparsification

First, introduce the concept of spectral similarity and the technique of random-walk matrix polynomial sparsification.

**Definition 3 (Spectral Similarity of Graphs [35]).** Consider two weighted undirected networks  $\mathcal{G} = (\mathcal{V}, \mathcal{E})$  and  $\tilde{\mathcal{G}} = (\mathcal{V}, \tilde{\mathcal{E}})$ . Let  $\mathbf{L}$  and  $\tilde{\mathbf{L}}$  denote, respectively, their Laplacian matrices. Graphs  $\mathcal{G}$  and  $\tilde{\mathcal{G}}$  are  $(1 + \epsilon)$ -spectrally similar if

$$(1 - \epsilon) \cdot \mathbf{x}^\top \tilde{\mathbf{L}} \mathbf{x} \leq \mathbf{x}^\top \mathbf{L} \mathbf{x} \leq (1 + \epsilon) \cdot \mathbf{x}^\top \tilde{\mathbf{L}} \mathbf{x}, \quad \forall \mathbf{x} \in \mathbb{R}^n. \quad (8)$$

Next, recall the sparsification algorithm [33]. For a given graph  $\mathcal{G} = (\mathcal{V}, \mathcal{E})$ , start from an empty graph  $\tilde{\mathcal{G}}$  with the same node set  $\mathcal{V}$  and an empty edge set. Then add  $M$  edges into the sparsifier  $\tilde{\mathcal{G}}$  iteratively by a sampling technique. At each iteration, randomly pick an edge  $e = (u, v)$  from  $\mathcal{E}$  as

an intermediate edge and an integer  $r$  from  $\{1, 2, \dots, T\}$  as the length of the random-walk path. To this end, run the PATHSAMPLING( $e, r$ ) algorithm [33] to sample an edge by performing  $r$ -step random walks, and add the sample edge, together with its corresponding weight, into the sparsifier  $\tilde{\mathcal{G}}$ . Note that multiple edges will be merged into one single edges by summing up their weights together. Finally, the algorithm generates a sparsifier  $\tilde{\mathcal{G}}$  for the original graph  $\mathcal{G}$  with no more than  $M$  edges.

In [33], an algorithm is designed to obtain a sparsifier  $\tilde{\mathcal{G}}$  with  $O(n\epsilon^{-2} \log n)$  edges for  $L_\beta(\mathcal{G})$ , which consists of two steps: The first step uses random walk path sampling to get an initial sparsifier with  $O(Tm\epsilon^{-2} \log n)$  edges. The second step utilizes the standard spectral sparsification algorithm proposed in [35] to further reduce the edge number to  $O(n\epsilon^{-2} \log n)$ . Since a sparsifier with  $O(Tm\epsilon^{-2} \log n)$  edges is sparse enough for the present purposes, only the first step will be taken, while skipping the second step, to avoid unnecessary computations.

---

**Algorithm 1:** HODYNAMIC( $\mathcal{G}, M, \mathbf{s}, \beta, t$ )

---

**Input** :  $\mathcal{G}$ : a connected undirected graph;  
 $M$ : the number of edges in sparsifier;  
 $\mathbf{s}$ : the innate opinion vector;  
 $\beta$ : the coefficient vector of random walk matrix polynomial;  
 $t$ : the number of iterations;  
**Output** :  $\tilde{\mathbf{x}}^{(t)}$ : the approximate equilibrium vector;

- 1  $\tilde{\mathcal{G}} = (\mathcal{V}, \emptyset)$
- 2 **for**  $i = 1$  to  $M$  **do**
- 3     Randomly pick an edge  $e = (u, v) \in \mathcal{E}$
- 4     Select an integer  $r$  from  $\{1, 2, \dots, T\}$  at uniform as the length of the random-walk path
- 5     Randomly pick an integer  $k \in \{1, 2, \dots, r\}$
- 6     Perform  $(k - 1)$ -step random walk from  $u$  to  $u_0$
- 7     Perform  $(r - k)$ -step random walk from  $v$  to  $u_r$
- 8     Calculate  $Z(\mathbf{p})$  along the length- $r$  path  $\mathbf{p}$  between node  $u_0$  and node  $u_r$  according to (9)
- 9     Add an edge  $(u_0, u_r)$  of weight  $\frac{2rm\beta_r}{MZ}$  to  $\tilde{\mathcal{G}}$
- 10  $\tilde{\mathbf{P}} = \mathbf{I} - D^{-1} \tilde{\mathbf{L}}(\tilde{\mathcal{G}})$
- 11  $\tilde{\mathbf{x}}^{(0)} = \mathbf{s}$
- 12 **for**  $i = 1$  to  $t$  **do**
- 13      $\tilde{\mathbf{x}}^{(i)} = \Lambda \mathbf{s} + (\mathbf{I} - \Lambda) \tilde{\mathbf{P}} \tilde{\mathbf{x}}^{(i-1)}$
- 14 **return**  $\tilde{\mathbf{x}}^{(t)}$

---

To sample an edge by performing  $r$ -step random walks, the procedure of PATHSAMPLING algorithm [33] is characterized in Lines 5-9 of Algorithm 1. To sample an edge, first draw a random integer  $k$  from  $\{1, 2, \dots, r\}$  and then perform, respectively,  $(k - 1)$ -step and  $(r - k)$ -step walks starting from two end nodes of the edge  $e = (u, v)$ . This process samples a length- $r$  path  $\mathbf{p} = (u_0, u_1, \dots, u_r)$ . At the same time, compute

$$Z(\mathbf{p}) = \sum_{i=1}^r \frac{2}{a_{u_{i-1}, u_i}}. \quad (9)$$

The algorithm returns the two endpoints of path  $\mathbf{p}$  as the sample edge  $(u_0, u_r)$  and the quantity  $Z(\mathbf{p})$  for the calculation of weight.

**Theorem 5 (Spectral Sparsifiers of Random-Walk Matrix Polynomials [33]).** For a graph  $\mathcal{G}$  with random-walk matrix polynomial

$$L_\beta(\mathcal{G}) = D - \sum_{r=1}^T \beta_r D \left( D^{-1} \mathbf{A} \right)^r, \quad (10)$$

where  $\sum_{r=1}^T \beta_r = 1$  and  $\beta_r$  are non-negative, one can construct, in time  $O(T^2 m \epsilon^{-2} \log^2 n)$ , a  $(1 + \epsilon)$ -spectral sparsifier,  $\tilde{\mathcal{L}}$ , with  $O(n \epsilon^{-2} \log n)$  non-zeros.

Now one can approximate the generalized transition matrix using the Laplacian  $\tilde{\mathbf{L}}(\tilde{\mathcal{G}})$  of the sparse graph  $\tilde{\mathcal{G}}$ :

$$\mathbf{P}^* = \mathbf{I} - D^{-1} L_\beta(\mathcal{G}) \approx \mathbf{I} - D^{-1} \tilde{\mathbf{L}}(\tilde{\mathcal{G}}) = \tilde{\mathbf{P}}^*. \quad (11)$$

**5.1.0.1 Complexity Analysis:** Regarding the time and space complexity of sparsification process of Algorithm 1, the main time cost of sparsification (Lines 2-9) is the  $M$  calls of the PATHSAMPLING routine. In PATHSAMPLING, it requires  $O(\log n)$  time to sample a neighbor from the weighted network, and thus takes  $O(r \log n)$  time to sample a length- $r$  path. Totally, the time complexity of Algorithm 1 is  $O(MT \log n)$ . As for space complexity, it takes  $O(n + m)$  space to store the original graph  $\mathcal{G}$  and additional  $O(M)$  space to store the sparsifier  $\tilde{\mathcal{G}}$ . Thus, for appropriate size  $M$ , the sparsifier is computable.

## 5.2 Approximating the Equilibrium Opinion Vector via Iteration Method

With the spectral graph sparsification technique, it is possible to approximate  $\mathbf{P}^*$  with a sparse matrix. Nevertheless, directly computing the equilibrium still involves a matrix inverse operation, which is computationally expensive for large networks, such as those with millions of nodes. To approximate the equilibrium vector  $\mathbf{z}^*$  using the recurrence defined in (6) and multiple iterations, in this section, we develop a convergent approximation algorithm. For this purpose, an important lemma is first introduced.

**Lemma 6 (Lemma 4 in [36]).** Let  $\mathcal{L} = D^{-1/2} \mathbf{L} D^{-1/2}$  and  $\tilde{\mathcal{L}} = D^{-1/2} \tilde{\mathbf{L}} D^{-1/2}$ . Then all the singular values of  $\tilde{\mathcal{L}} - \mathcal{L}$  satisfy that for all  $i \in \{1, 2, \dots, n\}$ ,  $\sigma_i(\tilde{\mathcal{L}} - \mathcal{L}) < 4\epsilon$ .

Since  $D^{-1} \mathbf{L}$  and  $D^{-1} \tilde{\mathbf{L}}$  are similar to  $\mathcal{L}$  and  $\tilde{\mathcal{L}}$ , respectively, the sets of eigenvalues for  $D^{-1} \mathbf{L}$  and  $\mathcal{L}$  are identical. The same is true for  $D^{-1} \tilde{\mathbf{L}}$  and  $\tilde{\mathcal{L}}$ . Thus, the following result is obvious.

**Corollary 1.** All the singular values of  $D^{-1} \tilde{\mathbf{L}} - D^{-1} \mathbf{L}$  are smaller than  $4\epsilon$ , i.e.,  $\forall i \in \{1, 2, \dots, n\}$ ,  $\sigma_i(D^{-1} \tilde{\mathbf{L}} - D^{-1} \mathbf{L}) < 4\epsilon$ .

Now, we are in position to introduce a new iteration method for approximating the equilibrium vector  $\mathbf{z}^*$ . First, set  $\tilde{\mathbf{x}}^{(0)} = \mathbf{x}^{(0)} = \mathbf{s}$ . Then, in every timestep, update the opinion vector with the approximate transition matrix  $\tilde{\mathbf{P}}^*$ , i.e.,  $\tilde{\mathbf{x}}^{(t+1)} = \Lambda \mathbf{s} + (\mathbf{I} - \Lambda) \tilde{\mathbf{P}}^* \tilde{\mathbf{x}}^{(t)}$ . Let  $\alpha_{\min}$  be the smallest value among all  $i \in \mathcal{V}$ .

**Lemma 7.** For every  $t \geq 0$ ,

$$\|\tilde{\mathbf{x}}^{(t)} - \mathbf{x}^{(t)}\|_\infty \leq \frac{4\epsilon\sqrt{n} \cdot (1 - \alpha_{\min}) \left[ 1 - (1 - \alpha_{\min})^t \right]}{\alpha_{\min}}. \quad (12)$$

**Proof.** Inequality (12) is proved by induction. The case of  $j = 0$  is trivial, since  $\tilde{\mathbf{x}}^{(0)} = \mathbf{x}^{(0)} = \mathbf{s}$ . Assume that (12) holds for some integer  $t$ . Then, it needs to show that (12) also holds for  $t + 1$ . To this end, split  $\|\tilde{\mathbf{x}}^{(t+1)} - \mathbf{x}^{(t+1)}\|_\infty$  into two terms by using triangle inequality:

$$\|\tilde{\mathbf{x}}^{(t+1)} - \mathbf{x}^{(t+1)}\|_\infty \quad (13)$$

$$\leq \left\| (\mathbf{I} - \Lambda) \mathbf{D}^{-1} (\mathbf{L}_\beta - \tilde{\mathbf{L}}_\beta) \mathbf{x}^{(t)} \right\|_\infty + \left\| (\mathbf{I} - \Lambda) (\mathbf{I} - \mathbf{D}^{-1} \tilde{\mathbf{L}}_\beta) (\tilde{\mathbf{x}}^{(t)} - \mathbf{x}^{(t)}) \right\|_\infty. \quad (14)$$

For every coordinate of the first term in (14), an upper bound can be derived as follows:

$$\begin{aligned} & \left| \mathbf{e}_i^\top (\mathbf{I} - \Lambda) \mathbf{D}^{-1} (\mathbf{L}_\beta - \tilde{\mathbf{L}}_\beta) \mathbf{x}^{(t)} \right| \\ & \leq (1 - \alpha_{\min}) \cdot \left| \mathbf{e}_i^\top \mathbf{D}^{-1} (\mathbf{L}_\beta - \tilde{\mathbf{L}}_\beta) \mathbf{x}^{(t)} \right| \\ & \leq (1 - \alpha_{\min}) \cdot \sigma_{\max} (\mathbf{D}^{-1} (\mathbf{L}_\beta - \tilde{\mathbf{L}}_\beta)) \|\mathbf{e}_i\|_2 \|\mathbf{x}^{(t)}\|_2 \\ & \leq 4\epsilon(1 - \alpha_{\min})\sqrt{n}, \end{aligned} \quad (15)$$

where the second inequality is obtained by using the inequality that  $\mathbf{x}^\top \mathbf{A} \mathbf{y} \leq \sigma_{\max}(\mathbf{A}) \|\mathbf{x}\|_2 \|\mathbf{y}\|_2$  for any matrix  $\mathbf{A}$ , and the last inequality follows from Lemma 1 and the fact that  $x_i^{(t)} \leq 1$  for all  $i \in \{1, 2, \dots, n\}$ .

Next, consider the second term in (14). One has

$$\begin{aligned} & \left\| (\mathbf{I} - \Lambda) (\mathbf{I} - \mathbf{D}^{-1} \tilde{\mathbf{L}}_\beta) (\tilde{\mathbf{x}}^{(t)} - \mathbf{x}^{(t)}) \right\|_\infty \\ & \leq \|\mathbf{I} - \Lambda\|_\infty \left\| \mathbf{I} - \mathbf{D}^{-1} \tilde{\mathbf{L}}_\beta \right\|_\infty \left\| \tilde{\mathbf{x}}^{(t)} - \mathbf{x}^{(t)} \right\|_\infty \\ & = (1 - \alpha_{\min}) \cdot \left\| \tilde{\mathbf{x}}^{(t)} - \mathbf{x}^{(t)} \right\|_\infty, \end{aligned} \quad (16)$$

where the equality is due to the fact that  $\|\mathbf{I} - \mathbf{D}^{-1} \tilde{\mathbf{L}}_\beta\|_\infty = 1$ , which can be understood as follows. Since every entry of  $\mathbf{I} - \mathbf{D}^{-1} \tilde{\mathbf{L}}_\beta$  is non-negative and  $\tilde{\mathbf{L}}_\beta \mathbf{1} = \mathbf{0}$ , one has

$$\left\| \mathbf{I} - \mathbf{D}^{-1} \tilde{\mathbf{L}}_\beta \right\|_\infty = \left\| (\mathbf{I} - \mathbf{D}^{-1} \tilde{\mathbf{L}}_\beta) \mathbf{1} \right\|_\infty = 1.$$

Substituting (15) and (16) into (14), one obtains

$$\begin{aligned} & \left\| \tilde{\mathbf{x}}^{(t+1)} - \mathbf{x}^{(t+1)} \right\|_\infty \\ & \leq 4\epsilon(1 - \alpha_{\min})\sqrt{n} + (1 - \alpha_{\min}) \cdot \left\| \tilde{\mathbf{x}}^{(t)} - \mathbf{x}^{(t)} \right\|_\infty \\ & = \frac{4\epsilon\sqrt{n} \cdot (1 - \alpha_{\min}) \left[ 1 - (1 - \alpha_{\min})^{t+1} \right]}{\alpha_{\min}}, \end{aligned}$$

as required.  $\square$

In order to show the convergence of this method, it needs to prove that, after sufficiently many iterations, the error between  $\mathbf{x}^{(t)}$  and  $\mathbf{z}^*$  will be sufficiently small, as characterized by the following lemma.

**Lemma 8.** For every  $t \geq 0$ ,

$$\left\| \mathbf{x}^{(t)} - \mathbf{z}^* \right\|_\infty \leq \frac{(1 - \alpha_{\min})^t}{\alpha_{\min}}. \quad (17)$$

**Proof.** Expanding with the Neumann series  $(\mathbf{I} - (\mathbf{I} - \Lambda) \mathbf{P}^*)^{-1} = \sum_{j=0}^{\infty} ((\mathbf{I} - \Lambda) \mathbf{P}^*)^j$  leads to

$$\mathbf{z}^* - \mathbf{x}^{(t)} = \sum_{j=t}^{\infty} ((\mathbf{I} - \Lambda) \mathbf{P}^*)^j \Lambda \mathbf{s} - ((\mathbf{I} - \Lambda) \mathbf{P}^*)^t \mathbf{s}. \quad (18)$$

Below, by induction, it will be shown that for any  $\mathbf{x} \in [0, 1]^n$ , the relation  $\|((\mathbf{I} - \Lambda) \mathbf{P}^*)^j \mathbf{x}\|_\infty \leq (1 - \alpha_{\min})^j$  holds for all  $j \geq 0$ . Since every coordinate of  $\mathbf{x}$  lies in the interval  $[0, 1]$ , it is obvious that the above relation is true for the case of  $t = 0$ . Suppose that, for some  $j > 0$ , every coordinate of  $\mathbf{y} = ((\mathbf{I} - \Lambda) \mathbf{P}^*)^j \mathbf{x}$  has magnitude at most  $(1 - \alpha_{\min})^j$ . Since  $\mathbf{P}^*$  is row-stochastic, it follows that  $\|\mathbf{P}^* \mathbf{y}\|_\infty \leq (1 - \alpha_{\min})^j$ . In addition, because  $\alpha_i \geq \alpha_{\min}$  for all  $i \in \mathcal{V}$ , one has  $\|(\mathbf{I} - \Lambda) \mathbf{P}^* \mathbf{y}\|_\infty \leq (1 - \alpha_{\min})^{j+1}$ , completing the induction proof.

Finally, since both  $\sum_{j=t}^{\infty} ((\mathbf{I} - \Lambda) \mathbf{P}^*)^j \Lambda \mathbf{s}$  and  $((\mathbf{I} - \Lambda) \mathbf{P}^*)^t \mathbf{s}$  have non-negative coordinates, one has

$$\begin{aligned} \left\| \mathbf{x}^{(t)} - \mathbf{z}^* \right\|_\infty & \leq \max \left\{ \left\| \sum_{j=t}^{\infty} ((\mathbf{I} - \Lambda) \mathbf{P}^*)^j \Lambda \mathbf{s} \right\|_\infty, \left\| ((\mathbf{I} - \Lambda) \mathbf{P}^*)^t \mathbf{s} \right\|_\infty \right\} \\ & \leq \sum_{j=t}^{\infty} (1 - \alpha_{\min})^j = \frac{(1 - \alpha_{\min})^t}{\alpha_{\min}}, \end{aligned}$$

as claimed by the lemma.  $\square$

Combining Lemmas 7 and 8, a convergent approximate iteration method can be summarized as stated in the following theorem.

**Theorem 9 (Approximation Error).** For every  $t \geq 0$ ,

$$\begin{aligned} & \left\| \tilde{\mathbf{x}}^{(t)} - \mathbf{z}^* \right\|_\infty \\ & \leq \frac{4\epsilon\sqrt{n} \cdot (1 - \alpha_{\min}) \left[ 1 - (1 - \alpha_{\min})^t \right] + (1 - \alpha_{\min})^t}{\alpha_{\min}}. \end{aligned}$$

In the sequel, this approximate iteration algorithm is referred to as APPROX. It should be mentioned that Theorem 9 provides only a rough upper bound. The experiments in Section 6.3 show that APPROX works well in practice, leading to very accurate results for real networks.

## 6 EXPERIMENTS ON REAL NETWORKS

In this section, we conduct extensive experiments on real-world social networks to evaluate the performance of the algorithm APPROX.

### 6.1 Setup

**Machine Configuration and Reproducibility.** Our extensive experiments run on a Linux box with 16-core 3.00GHz Intel Xeon E5-2690 CPU and 64GB of main memory. All algorithms are programmed in *Julia v1.3.1*. The source code is publicly available at <https://github.com/HODynamic/HODynamic>.

**Datasets.** We test the algorithm on a large set of realistic networks, all of which are collected from the Koblenz Network Collection [37] and Network Repository [38]. For those networks that are disconnected originally, we perform experiments on their largest connected components. The statistics of these networks are summarized in the first three columns of Table 1, where we use  $n'$  and  $m'$  to denote,

TABLE 1

Statistics of real networks used in experiments and comparison of running time (seconds,  $s$ ) between EXACT and APPROX for three innate opinion distributions (uniform distribution, exponential distribution, and power-law distribution).

Network	$n'$	$m'$	Running time ( $s$ ) for EXACT and APPROX algorithms					
			Uniform distribution		Exponential distribution		Power-law distribution	
			EXACT	APPROX	EXACT	APPROX	EXACT	APPROX
HamstersterFriends	1788	12476	0.174	0.974	0.158	0.876	0.176	0.866
HamstersterFull	2000	16098	0.303	1.540	0.316	1.568	0.317	1.547
PagesTVshow	3892	17239	1.204	1.530	1.126	1.367	1.083	1.367
Facebook (NIPS)	4039	88234	1.492	6.274	1.473	6.331	1.556	6.243
PagesGovernment	7057	89429	5.857	7.679	5.682	7.316	5.682	7.353
Anybeat	12645	49132	31.448	4.730	31.843	5.462	31.575	4.739
PagesCompany	14113	52126	39.348	4.269	37.690	3.905	37.477	3.877
Gplus	23613	39182	163.525	4.329	171.166	4.295	165.470	4.307
GemsecRO	41773	125826	885.069	15.758	888.009	15.519	873.696	16.079
GemsecHU	47538	222887	946.399	28.592	937.540	30.562	919.438	29.174
PagesArtist	50515	819090	1160.469	139.565	1183.787	138.507	1167.293	148.941
Brightkite	56739	212945	1913.246	27.351	1901.307	29.203	1895.432	28.361
Livemocha*	104103	2193083	—	538.730	—	542.467	—	542.708
Douban*	154908	327162	—	44.166	—	43.292	—	43.350
Gowalla*	196591	950327	—	138.222	—	142.690	—	143.669
TwitterFollows*	404719	713319	—	96.850	—	97.319	—	96.748
Delicious*	536108	1365961	—	209.371	—	206.960	—	206.739
YoutubeSnap*	1134890	2987624	—	663.090	—	667.921	—	667.770
Hyves*	1402673	2777419	—	648.906	—	633.172	—	636.219

respectively, the numbers of nodes and edges in their largest connected components. The smallest network consists of 4,991 nodes, while the largest network has more than one million nodes. In Table 1, the networks are listed in an increasing order of the number of nodes in their largest connected components.

**Input Generation.** For each dataset, we use the network structure to generate the input parameters in the following way. The innate opinions are generated according to three different distributions, that is, uniform distribution, exponential distribution, and power-law distribution, where the latter two are generated by the randht.py file in [39]. For the uniform distribution, we generated the opinion  $s_i$  of node  $i$  at random in the range of  $[0, 1]$ . For the exponential distribution, we use the probability density  $e^{x_{\min} - x}$  to generate  $n'$  positive real numbers  $x$  with minimum value  $x_{\min} > 0$ . Then, we normalize these  $n'$  numbers to be within the range  $[0, 1]$  by dividing each  $x$  with the maximum observed value. Similarly, for the power-law distribution, we choose the probability density  $(\alpha - 1)x_{\min}^{\alpha-1}x^{-\alpha}$  with  $\alpha = 2.5$  to generate  $n'$  positive real numbers, and then normalize them to be within the interval  $[0, 1]$  as the innate opinions. We note that there is always a node with innate opinion 1 due to the normalization operation for the latter two distributions. We generate the resistance parameters uniformly to be within the interval  $(0, 1)$ .

## 6.2 Comparison between Standard FJ Model and Second-Order FJ Model

To show the impact of higher-order interactions on the opinion dynamics, we compare the equilibrium expressed opinions between the second-order FJ model and the standard FJ model on four real networks: PagesTVshow, PagesCompany, Gplus, and GemsecRO. For both models, we generate innate opinions and resistance parameters for each node according to the uniform distribution. We set  $\beta_1 = 1, \beta_2 = 0$

for the standard FJ model, and  $\beta_1 = 0, \beta_2 = 1$  for the second-order FJ model.

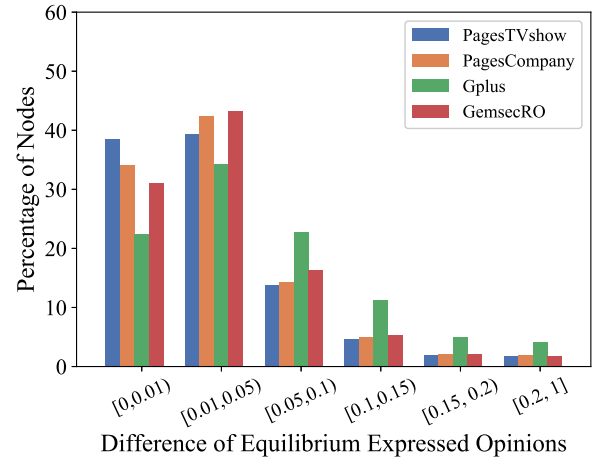


Fig. 2. Distribution for difference of equilibrium expressed opinions between the standard FJ model and the second-order FJ model on four real networks.

Figure 2 illustrates the distribution for the difference of the final expressed opinions for each node between the classic and second-order FJ models on four considered real networks. It can be observed that for each of these four networks, there are more than half nodes, for which the difference of expressed opinions between the two models is larger than 0.01. Particularly, there are over 10% agents, for which the difference of equilibrium opinions is greater than 0.1. This possibly makes them stand on the opposite sides for different models. Thus, the opinion dynamics for the second-order FJ model differs largely from the classic FJ model, indicating that the effects of higher-order interactions are not negligible.



### 6.3 Performance Evaluation

To evaluate the performance of the new algorithm APPROX, we implement it on various real networks and compare the running time and accuracy of APPROX with those corresponding to the standard EXACT algorithm. For the EXACT, it computes the equilibrium vector by calculating the random-walk matrix polynomials via matrix multiplication and directly inverting the matrix  $\mathbf{I} - (\mathbf{I} - \mathbf{\Lambda})\mathbf{P}^*$ . Here, we use the second-order random-walk matrix polynomial to simulate the opinion dynamics with  $\beta_1 = \beta_2 = 0.5$ . For APPROX, we set the number  $M$  of samples as  $10 \times T \times m$  and approximate the equilibrium vector with 100 iterations. To objectively evaluate the running time, we enforce the program to run on a single thread for both EXACT and APPROX on all considered networks, except the last seven marked with asterisks, for which we cannot run EXACT due to the very high cost for space and time.

**Efficiency.** We present the running time of algorithms APPROX and EXACT for all networks in Table 1. For the last seven networks, we only run algorithm APPROX since EXACT would take unfeasibly long time. For each of the three innate opinion distributions in different networks, we record the running time of APPROX and EXACT. From Table 1, we observe that for small networks with less than 10,000 nodes, the running time of APPROX is a little longer than that of EXACT. Thus, APPROX shows no superiority for small networks. However, for those networks having more than twenty thousand nodes, APPROX significantly improves the computation efficiency compared with EXACT. For example, for the moderately large network GemsecRO with 41,773 nodes, APPROX is  $60\times$  faster than EXACT. Finally, for large graphs APPROX shows a very obvious efficiency advantage. Table 1 indicates that for those network with over 100 thousand nodes, APPROX completes running within 12 minutes, whereas EXACT fails to run. We note that for large networks, the running time of APPROX grows nearly linearly with respect to  $m'$ , consistent with the above complexity analysis, while the running time of EXACT grows as a cube power of  $n'$ .

**Accuracy.** In addition to the high efficiency, the new algorithm APPROX provides a good approximation for the equilibrium opinion vector  $\mathbf{z}^* = (z_1^*, z_2^*, \dots, z_n^*)^\top$  in practice. To show this, we compare the approximate results of APPROX for second-order FJ model with exact results obtained by EXACT, for all the examined networks shown in Table 1, except the last seven which are too big for EXACT to handle. For each of the three distributions of the innate opinions, Table 2 reports the mean absolute error  $\sigma = \sum_{i=1}^{n'} |z_i^* - \tilde{z}_i^*|/n'$ , where  $\tilde{\mathbf{z}}^* = (\tilde{z}_1^*, \tilde{z}_2^*, \dots, \tilde{z}_n^*)^\top$  is the estimated vector obtained by APPROX. From Table 2, we observe that the actual mean absolute errors  $\sigma$  are all less than 0.008, thus ignorable. Furthermore, for all networks we tested, the mean absolute errors  $\sigma$  are smaller than the theoretical ones provided by Theorem 9. Therefore, the new algorithm APPROX provides a very desirable approximation for the equilibrium opinion vector in applications.

### 6.4 Parameter Analysis

We finally discuss how the parameters affect the performance and efficiency of APPROX. We report all the param-

TABLE 2  
Mean absolute error ( $\times 10^{-3}$ ) for estimated expressed opinions of the second-order FJ model with respect to three innate opinion distributions.

Network	Uniform	Exponential	Power-law
HamstersterFriends	3.718	1.738	0.123
HamstersterFull	3.134	1.315	0.311
PagesTVshow	4.552	1.553	0.226
Facebook (NIPS)	1.967	0.689	0.125
PagesGovernment	2.622	0.885	0.047
Anybeat	5.896	2.504	0.019
PagesCompany	4.788	1.575	0.137
Gplus	7.152	1.638	0.071
GemsecRO	4.787	1.165	0.048
GemsecHU	3.611	0.960	0.031
PagesArtist	2.746	0.669	0.113
Brightkite	5.717	1.756	0.057

ter analyses on four networks, namely HamstersterFriends, HamstersterFull, PagesTVshow, and Facebook (NIPS). All experiments here are performed for the second-order FJ opinion dynamics model with  $\beta_1 = \beta_2 = 0.5$ .

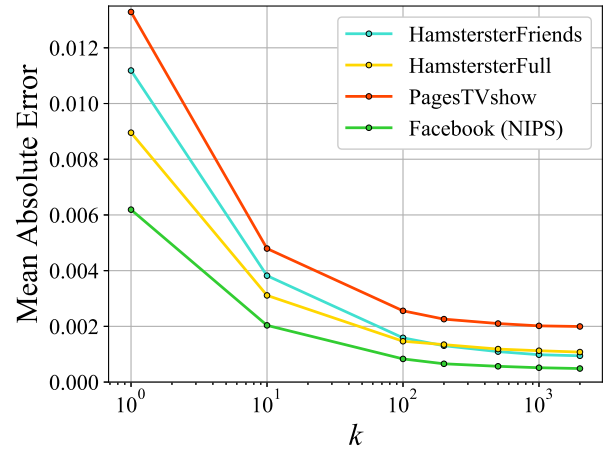


Fig. 3. Accuracy v.s. the number of non-zeros  $M$ .

**The number of non-zeros  $M$ .** As shown in Section 5.1,  $M = O(Tm\epsilon^{-2}\log n)$  is required to guarantee the approximation error in theory. We first explore how the number of non-zeros influences the performance of the algorithm APPROX in implementation. Without loss of generality, we empirically set  $M$  to be  $k \times T \times m$ , with  $k$  being 1, 10, 100, 200, 500, 1000 and 2000, respectively. In Figure 3, we report the mean absolute error of APPROX, which drops as we increase the number of samples  $M$ . This is because matrix  $\mathbf{P}^*$  is approximated more accurately for larger  $M$ . On the other hand, although increasing  $M$  may have a positive influence on the accuracy of APPROX, this marginal benefit diminishes gradually. Figure 3 shows that  $M = 10 \times T \times m$  is in fact a desirable choice, which balances the trade-off between the effectiveness and efficiency of APPROX.

**The number of iterations.** In Section 5.2, we present an approximation convergence for the iteration method APPROX, with accuracy of APPROX depending on the number of iterations. In Figure 4, we plot the mean absolute error



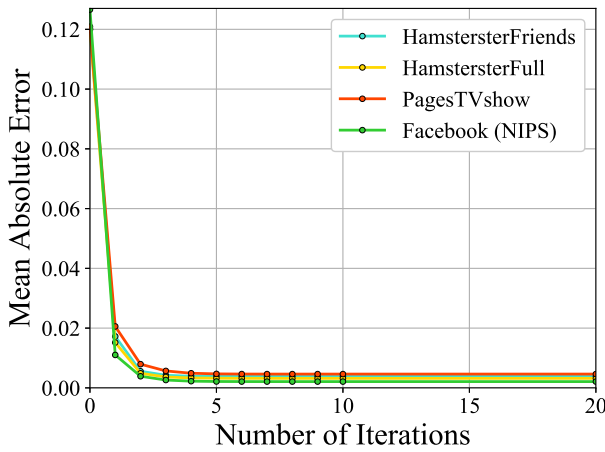


Fig. 4. Accuracy v.s. the number of iterations.

of APPROX as a function of the number of iterations. In all experiments,  $M$  is set to be  $10 \times T \times m$ . As demonstrated in Figure 4, the second-order FJ model converges in several iterations for all the four networks tested. In similar experiments, one hundred iterations are enough to obtain desirable approximation results for networks with millions of nodes. For example, for all the experiments shown in Table 1, the difference between opinion vectors of two consecutive iterations for the second-order FJ model is insignificant after dozens of iterations.

## 7 CONCLUSION

In this paper, we presented a significant extension of the classic Friedekind-Johnsen (FJ) model by considering not only nearest-neighbor interactions, but also long-range interactions via leveraging higher-order random walks. We showed that the proposed model has a unique equilibrium expressed opinion vector, provided that each individual holds an innate opinion. We also demonstrated that the resultant expressed opinion vector of the new model may be significantly different from that of the FJ model, indicating the important impact of higher-order interactions on opinion dynamics.

The expressed opinion vector of the new model can be considered as an expressed opinion vector of the FJ model in a dense graph with a loop at every node, which has the transition matrix as a combination of powers of the transition matrix for the original graph. However, direct computation of the transition matrix for the dense graph is computationally expensive, which involves multiple matrix multiplication and inversion operations. As a remedy, we presented a nearly linear-time algorithm to obtain a sparse matrix, which is spectrally similar to the original dense matrix thereby pre-serving all basic information. Based on the obtained sparse matrix, we further proposed a convergent iteration algorithm, which approximates the equilibrium opinion vector in linear space and time. We finally conducted extensive experiments on diverse social networks, which demonstrate that the new algorithm achieves both good efficiency and effectiveness.

## ACKNOWLEDGMENT

This work was supported in part by the National Natural Science Foundation of China (Nos. U20B2051, 61872093, 61803248, and U19A2066). Zuobai Zhang was also supported by Fudan Undergraduate Research Opportunities Program (FDUROP).

## REFERENCES

- [1] K. P. Smith and N. A. Christakis, "Social networks and health," *Annual Review of Sociology*, vol. 34, no. 1, pp. 405–429, 2008.
- [2] Y. Kim, "The contribution of social network sites to exposure to political difference: The relationships among snss, online political messaging, and exposure to cross-cutting perspectives," *Computers in Human Behavior*, vol. 27, no. 2, pp. 971–977, 2011.
- [3] J. K. Lee, J. Choi, C. Kim, and Y. Kim, "Social media, network heterogeneity, and opinion polarization," *Journal of Communication*, vol. 64, no. 4, pp. 702–722, 2014.
- [4] A. Das, S. Gollapudi, and K. Munagala, "Modeling opinion dynamics in social networks," in *Proceedings of the 7th ACM international conference on Web search and data mining*. ACM, 2014, pp. 403–412.
- [5] D. Fotakis, D. Palyvos-Giannas, and S. Skoulakis, "Opinion dynamics with local interactions," in *Twenty-Fifth International Joint Conference on Artificial Intelligence*, 2016, pp. 279–285.
- [6] V. Auletta, D. Ferraioli, and G. Greco, "Reasoning about consensus when opinions diffuse through majority dynamics," in *Twenty-Seventh International Joint Conference on Artificial Intelligence*, 2018, pp. 49–55.
- [7] P. Jia, A. MirTabatabaei, N. E. Friedkin, and F. Bullo, "Opinion dynamics and the evolution of social power in influence networks," *SIAM Review*, vol. 57, no. 3, pp. 367–397, 2015.
- [8] Y. Dong, M. Zhan, G. Kou, Z. Ding, and H. Liang, "A survey on the fusion process in opinion dynamics," *Information Fusion*, vol. 43, pp. 57–65, 2018.
- [9] B. D. Anderson and M. Ye, "Recent advances in the modelling and analysis of opinion dynamics on influence networks," *International Journal of Automation and Computing*, vol. 16, no. 2, pp. 129–149, 2019.
- [10] N. E. Friedkin and E. C. Johnsen, "Social influence and opinions," *Journal of Mathematical Sociology*, vol. 15, no. 3-4, pp. 193–206, 1990.
- [11] J. R. French Jr, "A formal theory of social power," *Psychological Review*, vol. 63, no. 3, pp. 181–194, 1956.
- [12] C. Ravazzi, P. Frasca, R. Tempo, and H. Ishii, "Ergodic randomized algorithms and dynamics over networks," *IEEE Transactions on Control of Network Systems*, vol. 1, no. 2, pp. 78–87, 2015.
- [13] A. Das, S. Gollapudi, R. Panigrahy, and M. Salek, "Debiasing social wisdom," in *Proceedings of the 19th ACM SIGKDD international conference on Knowledge discovery and data mining*. ACM, 2013, pp. 500–508.
- [14] D. Bindel, J. Kleinberg, and S. Oren, "How bad is forming your own opinion?" *Games and Economic Behavior*, vol. 92, pp. 248–265, 2015.
- [15] J. Ghaderi and R. Srikant, "Opinion dynamics in social networks with stubborn agents: Equilibrium and convergence rate," *Automatica*, vol. 50, no. 12, pp. 3209–3215, 2014.
- [16] A. Matakos, E. Terzi, and P. Tsaparas, "Measuring and moderating opinion polarization in social networks," *Data Mining and Knowledge Discovery*, vol. 31, no. 5, pp. 1480–1505, 2017.
- [17] C. Musco, C. Musco, and C. E. Tsourakakis, "Minimizing polarization and disagreement in social networks," in *Proceedings of the 2018 World Wide Web Conference*. ACM, 2018, pp. 369–378.
- [18] X. Chen, J. Lijffijt, and T. De Bie, "Quantifying and minimizing risk of conflict in social networks," in *Proceedings of the 24th ACM SIGKDD International Conference on Knowledge Discovery and Data Mining*. ACM, 2018, pp. 1197–1205.
- [19] R. Abebe, J. Kleinberg, D. Parkes, and C. E. Tsourakakis, "Opinion dynamics with varying susceptibility to persuasion," in *Proceedings of the 24th ACM SIGKDD International Conference on Knowledge Discovery & Data Mining*. ACM, 2018, pp. 1089–1098.
- [20] A. Gionis, E. Terzi, and P. Tsaparas, "Opinion maximization in social networks," in *Proceedings of the 2013 SIAM International Conference on Data Mining*. SIAM, 2013, pp. 387–395.

- [21] J. Semonsen, C. Griffin, A. Squicciarini, and S. Rajtmajer, "Opinion dynamics in the presence of increasing agreement pressure," *IEEE Transactions on Cybernetics*, vol. 49, no. 4, pp. 1270–1278, 2019.
- [22] U. Chitra and C. Musco, "Analyzing the impact of filter bubbles on social network polarization," in *Proceedings of the Thirteenth ACM International Conference on Web Search and Data Mining*. ACM, 2020, pp. 115–123.
- [23] N. E. Friedkin, "The problem of social control and coordination of complex systems in sociology: A look at the community cleavage problem," *IEEE Control Systems Magazine*, vol. 35, no. 3, pp. 40–51, 2015.
- [24] S. E. Parsegov, A. V. Proskurnikov, R. Tempo, and N. E. Friedkin, "A new model of opinion dynamics for social actors with multiple interdependent attitudes and prejudices," in *Proceedings of the IEEE Conference on Decision and Control*. IEEE, 2015, pp. 3475–3480.
- [25] —, "Novel multidimensional models of opinion dynamics in social networks," *IEEE Transactions on Automatic Control*, vol. 62, no. 5, pp. 2270–2285, 2017.
- [26] N. E. Friedkin, A. V. Proskurnikov, R. Tempo, and S. E. Parsegov, "Network science on belief system dynamics under logic constraints," *Science*, vol. 354, no. 6310, pp. 321–326, 2016.
- [27] M. Schunack, T. R. Linderoth, F. Rosei, E. Lagsgaard, I. Stensgaard, and F. Besenbacher, "Long jumps in the surface diffusion of large molecules," *Physical Review Letters*, vol. 88, no. 15, p. 156102, 2002.
- [28] D. Brockmann, L. Hufnagel, and T. Geisel, "The scaling laws of human travel," *Nature*, vol. 439, pp. 462–465, 2006.
- [29] I. Rhee, M. Shin, S. Hong, K. Lee, S. J. Kim, and S. Chong, "On the Levy-walk nature of human mobility," *IEEE/ACM Transactions on Networking*, vol. 19, no. 3, pp. 630–643, 2011.
- [30] Z. Zhang, W. Xu, Z. Zhang, and G. Chen, "Opinion dynamics incorporating higher-order interactions," in *Proceedings of the IEEE International Conference on Data Mining*. IEEE, 2020, pp. xx–xx.
- [31] G. H. Golub and C. F. Van Loan, *Matrix Computations*. JHU press, 2012.
- [32] T. Chan, Z. Liang, and M. Sozio, "Revisiting opinion dynamics with varying susceptibility to persuasion via non-convex local search," in *Proceedings of the 2019 World Wide Web Conference*. ACM, 2019, pp. 173–183.
- [33] D. Cheng, Y. Cheng, Y. Liu, R. Peng, and S.-H. Teng, "Efficient sampling for Gaussian graphical models via spectral sparsification," in *Proceedings of the 28th Conference on Learning Theory*, 2015, pp. 364–390.
- [34] H. E. Bell, "Gershgorin's theorem and the zeros of polynomials," *The American Mathematical Monthly*, vol. 72, no. 3, pp. 292–295, 1965.
- [35] D. A. Spielman and N. Srivastava, "Graph sparsification by effective resistances," *SIAM Journal on Computing*, vol. 40, no. 6, pp. 1913–1926, 2011.
- [36] J. Qiu, Y. Dong, H. Ma, J. Li, C. Wang, K. Wang, and J. Tang, "NetSMF: Large-scale network embedding as sparse matrix factorization," in *Proceedings of the the World Wide Web Conference*. ACM, 2019, pp. 1509–1520.
- [37] J. Kunegis, "Konect: The koblenz network collection," in *Proceedings of the 22nd International Conference on World Wide Web*. ACM, New York, USA: ACM, 2013, pp. 1343–1350.
- [38] R. Rossi and N. Ahmed, "The network data repository with interactive graph analytics and visualization," in *Proceedings of the Twenty-Ninth AAAI Conference on Artificial Intelligence*. AAAI, 2015, pp. 4292–4293.
- [39] A. Clauset, C. R. Shalizi, and M. E. Newman, "Power-law distributions in empirical data," *SIAM Review*, vol. 51, no. 4, pp. 661–703, 2009.

PLACE  
PHOTO  
HERE

several Gold Medals in ICPC Asia Regional Contests.

PLACE  
PHOTO  
HERE

**Zuobai Zhang** is currently an undergraduate student working toward the B.S. degree in the School of Computer Science, Fudan University, Shanghai, China. His research interests include graph algorithms, social networks, and network science.

Mr. Zhang has published several papers in international journals or conferences, including WSDM, WWW and IEEE Transactions on Cybernetics. He won a Silver Medal in National Olympiad in Informatics of China in 2016 and

**Wanyue Xu** received the B.Eng. degree in School of Mechanical, Electrical, and Information Engineering, Shangdong University, Weihai, China, in 2019. She is currently pursuing the Master's degree in School of Computer Science, Fudan University, Shanghai, China. Her research interests include network science, particularly in structural and dynamical properties of complex networks.

PLACE  
PHOTO  
HERE

**Zhongzhi Zhang** (M'19) received the B.Sc. degree in applied mathematics from Anhui University, Hefei, China, in 1997 and the Ph.D. degree in management science and engineering from Dalian University of Technology, Dalian, China, in 2006.

From 2006 to 2008, he was a Post-Doctoral Research Fellow with Fudan University, Shanghai, China, where he is currently a Full Professor with the School of Computer Science. He has published over 140 papers in international journals

or conferences. He has over 3000 ISI Web of Science citations with an H-index of 32 according to the Clarivate. He was one of the most cited Chinese researchers (Elsevier) in 2019. His current research interests include network science, graph data mining, social network analysis, spectral graph theory, and random walks.

Dr. Zhang was a recipient of the Excellent Doctoral Dissertation Award of Liaoning Province, China, in 2007, the Excellent Post-Doctor Award of Fudan University in 2008, the Shanghai Natural Science Award (third class) in 2013, and the Wilkes Award for the best paper published in The Computer Journal in 2019. He is a member of the IEEE.

PLACE  
PHOTO  
HERE

**Guanrong Chen** (M'89-SM'92-F'97) received the M.Sc. degree in computer science from Sun Yat-sen University, Guangzhou, China, in 1981, and the Ph.D. degree in applied mathematics from Texas A&M University, College Station, TX, USA, in 1987.

He was a Tenured Full Professor with the University of Houston, Houston, TX, USA. He has been a Chair Professor and the Founding Director of the Center for Chaos and Complex Networks, City University of Hong Kong, Hong Kong, since

2000.

Dr. Chen is a member of the Academia Europaea and a fellow of The World Academy of Sciences. He was the recipient of the 2011 Euler Gold Medal in Russia and the conferred Honorary Doctorate by the Saint Petersburg State University, Russia, in 2011, and by the University of Le Havre, Normandie, France, in 2014. He is a Highly Cited Researcher in engineering since 2009 according to Thomson Reuters.

## Summary of Differences with the Conference Paper

This note summarizes the differences between the current journal version and the conference submission [1]. The conference version contained preliminary results without any proof. The technical details were mostly skipped. The current paper outlines all main ideas, technical details, mathematical analysis, and a thorough evaluation of our results. Some of the major differences are highlighted below.

- The Introduction (Section 1) is more elaborate, especially the related work is more thorough and gives a detailed account of previously known results.
- Section 2 includes a new subsection introducing concepts of norms of vectors and matrices, which is useful for the proofs provided in Sections 4 and 5.
- In Section 3 of current version, an illustrative example is given to demonstrate the difference between traditional FJ model and the proposed higher-order model.
- All the results in Section 4, including Theorem 3 and Theorem 4, are presented with proofs in the journal version, which were not available in the conference paper.
- Similarly, in Section 5, detailed proofs of Lemma 7 and Lemma 8 are provided. We have also analyzed the complexity of the proposed algorithm (Algorithm 1) with more details, which were not in the conference submission.
- The numerical evaluation (Section 6) is more detailed as compared to the conference submission. We compare the running time and accuracy of exact and approximate algorithms on three different input generations rather than only the uniform distribution. And a thorough parameter analysis is provided in the current version.

## References

- [1] Zuobai Zhang, Wanyue Xu, Zhongzhi Zhang and Guanrong Chen, "Opinion Dynamics Incorporating Higher-Order Interactions" *To appear in ICDM*, 2020.