

RIIT: Rethinking the Importance of Implementation Tricks in Multi-Agent Reinforcement Learning

Jian Hu¹Siyang Jiang^{*2}Seth Austin Harding^{*3}Haibin Wu^{*4}Shih-wei Liao⁵¹Department of Computer Science, National Taiwan University, Taipei²Graduate Institute of Communication Engineering, National Taiwan University, Taipei³Graduate Institute of Electrical Engineering, National Taiwan University, Taipei

Abstract

Recent years have seen revolutionary breakthroughs in the field of Multi-Agent Deep Reinforcement Learning (MADRL), with its successful applications to various complex scenarios such as computer games and robot swarms. We investigate the impact of "implementation tricks" of state-of-the-art (SOTA) QMIX-based algorithms. First, we find that applied tricks that are described as auxiliary details to the core algorithm, seemingly of secondary importance, have an enormous impact on performance. Our finding demonstrates that, after minimal tuning, QMIX attains extraordinarily high win rates and achieves SOTA in the StarCraft Multi-Agent Challenge (SMAC). Furthermore, we find QMIX's monotonicity constraint improves sample efficiency in certain cooperative tasks. We propose a new policy-based algorithm to verify the importance of the monotonicity constraint: RIIT. RIIT successfully achieves SOTA in policy-based algorithms. Finally, we prove that the Purely Cooperative Tasks can be represented by the monotonic mixing networks. We open-source the code at <https://github.com/hijkzzz/py Marl2>

SMAC Samvelyan et al. [2019], a standard benchmark for evaluating SOTA MADRL algorithms. These papers claim to significantly improve the performance of the baseline QMIX by weakening monotonicity constraints or by extending to policy-based methods. However, they fail to acknowledge that they are using tricks in their implementation to achieve SOTA performance in their experiments. While one may assume that such "design choices" are trivial, there is some evidence that they are, in fact, vital for good performance.

These algorithms are indeed comparable through open-source code; however, due to inconsistent comparison standards and a lack of a reliable baseline, it remains highly challenging for researchers to judge whether they provide performance improvements because of a genuinely improved architecture or because of implementation tricks. Their experiment results and conclusions may be inaccurate and stand as a hindrance to future MADRL research. With an understanding of the effects of these tricks, we can more accurately evaluate the isolated performance of these algorithms.

The main contributions in the paper are: (1) We study how implementation tricks affect the test performance of QMIX; after minimal tuning, QMIX attains extraordinarily high win rates in SMAC and achieve SOTA. (2) Furthermore, we find that QMIX's monotonicity constraint improves sample efficiency in some cooperative tasks. We propose the new policy-based algorithm called: RIIT (Sec. 5.2) to verify the importance of the monotonicity constraint. RIIT also achieves SOTA in policy-based algorithms. (3) Finally, we prove that the Purely Cooperative Tasks (Sec. 5.3) can be represented by monotonic mixing networks.

1 INTRODUCTION

There has been a rise in interest in MADRL in recent years due to its capability in allowing neural-network-based agents to learn to act in multi-agent environments through interactions. For discrete cooperative control tasks, value-based algorithms such as QMIX Rashid et al. [2018] which serves as the baseline, Qatten Yang et al. [2020], WQMIX Rashid et al. [2020], and QPLEX Wang et al. [2020a], and policy-based algorithms such as LICA Zhou et al. [2020] and DOP Wang et al. [2020b] have achieved SOTA in

^{*}Seth, Haibin, and Siyang contributed equally to this work.

2 BACKGROUND

Dec-POMDP. A fully cooperative multi-agent task can be described as a decentralized partially observable Markov decision process (Dec-POMDP) Ong et al. [2009] composed

of a tuple $G = \langle \mathcal{S}, \mathcal{U}, P, r, \mathcal{Z}, O, N, \gamma \rangle$. $s \in \mathcal{S}$ describes the true state of the environment. At each time step, each agent $i \in \mathcal{N} := \{1, \dots, N\}$ chooses an action $u_i \in \mathcal{U}$, forming a joint action $u \in \mathcal{U}^N$. All state transition dynamics are defined by function $P(s' | s, u) : \mathcal{S} \times \mathcal{U}^N \times \mathcal{S} \mapsto [0, 1]$. Each agent has independent observation $z \in \mathcal{Z}$, determined by observation function $O(s, i) : \mathcal{S} \times \mathcal{N} \mapsto \mathcal{Z}$. All agents share the same reward function $r(s, u) : \mathcal{S} \times \mathcal{U}^N \rightarrow \mathbb{R}$ and $\gamma \in [0, 1]$ is the discount factor. Given that π_i is the policy of agent i , the objective of the joint agent is to maximize:

$$J(\pi) = \mathbb{E}_{u_1 \sim \pi^1, \dots, u_N \sim \pi^N, s \sim T} \left[\sum_{t=0}^{\infty} \gamma^t r_t(s_t, u_t^1, \dots, u_t^N) \right] \quad (1)$$

CTDE. The centralized training and decentralized execution (CTDE) [Kraemer and Banerjee \[2016\]](#) paradigm allows for the learning process to utilize additional state information. CTDE allows learning algorithms to access all local action observation histograms and global states and share gradients and parameters. However, in the execution stage, each individual agent can only access its local action observation history τ^i .

2.1 QMIX

To resolve non-stationarity [Hernandez-Leal et al. \[2017\]](#) in the multi-agent setting, QMIX [Rashid et al. \[2018\]](#) learns a joint action-value function Q_{tot} . It decomposes the joint Q_{tot} value to each agent Q_i through a monotonic Q value mixing network:

$$Q_{tot}(s, u; \theta, \phi) = g_\phi(s, Q_1(\tau^1, u^1; \theta^1), \dots, Q_N(\tau^N, u^N; \theta^N)) \quad (2)$$

$$\frac{\partial Q_{tot}(s, u; \theta, \phi)}{\partial Q_i(\tau^i, u^i; \theta^i)} \geq 0, \quad \forall i \in \mathcal{N} \quad (3)$$

In the above, ϕ is the trainable parameter of the monotonic mixing network; maximizing joint Q is precisely the equivalent of maximizing individual Q_i , and therefore, the optimal individual action maintains consistency with the optimal joint action. Next, QMIX learns by sampling a multitude of transitions from the replay buffer and minimizing the mean squared temporal-difference (TD) error loss:

$$\mathcal{L}(\theta) = \frac{1}{2} \sum_{i=1}^b \left[(y_i - Q_{tot}(s, u; \theta, \phi))^2 \right] \quad (4)$$

where the TD target value $y = r + \gamma \max_{u'} Q(s', u'; \theta^-, \phi^-)$ and θ^-, ϕ^- are the target network parameters copied periodically from the current network and kept constant for a number of iterations.

2.1.1 Shortage of QMIX.

However, the **monotonicity constraint** (Eq. 3) limits the mixing network’s expressiveness, which may fail to learn in the non-monotonic case [Mahajan et al. \[2020\]](#), as shown in Table 1.

12	-12	-12
-12	0	0
-12	0	0

(a) Payoff matrix

-12	-12	-12
-12	0	0
-12	0	0

(b) QMIX: Q_{tot}

Table 1: A non-monotonic matrix game which violates the monotonicity constraint. QMIX may learn an incorrect Q_{tot} which has an incorrect argmax. Bold text indicates the reward of the argmax.

Therefore, the goal of QTRAN++ [Son et al. \[2020\]](#), QPLEX [Wang et al. \[2020a\]](#), WQMIX [Rashid et al. \[2020\]](#), and LICA [Zhou et al. \[2020\]](#) is to weaken the monotonicity constraint of QMIX and claims to improve performance in SMAC significantly. QPLEX transfers the monotonicity constraint from Q values to advantage values; QTRAN++ and WQMIX extend the expressive power of QMIX with a true Q value network and some theoretical constraints; Qatten [Yang et al. \[2020\]](#) introduces an attention mechanism to enhance the expression of QMIX.

2.2 LICA

LICA [Zhou et al. \[2020\]](#) removes the monotonicity constraint through a policy mixing critic (Figure 1):

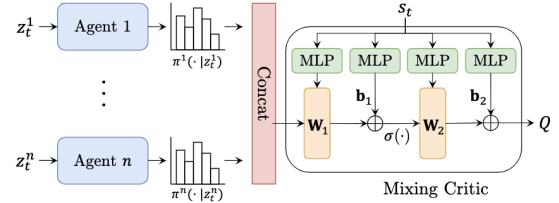


Figure 1: Architecture for LICA (from [Zhou et al. \[2020\]](#)). LICA’s mixing critic maps policy distribution to the Q value directly, in effect obviating the monotonicity constraint. z denotes local action observation history.

LICA’s mixing critic is trained using squared TD error. With a trained critic estimate, decentralized policy networks may then be optimized end-to-end simultaneously by maximizing $Q_{\theta_c}^\pi$ with the stochastic policies $\pi_{\theta_i}^i$ as inputs:

$$\max_{\theta} \mathbb{E}_{t, s_t, u_t^1, \dots, \tau_t^n} [Q_{\theta_c}^\pi(s_t, \pi_{\theta_1}^1(\cdot | \tau_t^1), \dots, \pi_{\theta_n}^n(\cdot | \tau_t^n)) + \mathbb{E}_i [\mathcal{H}(\pi_{\theta_i}^i(\cdot | \tau_t^i))]] \quad (5)$$

where the gradient of entropy item $\mathbb{E}_i [\mathcal{H}(\pi_{\theta_i}^i(\cdot | \tau_t^i))]$

is normalized by taking the quotient of its own modulus length: Adaptive Entropy (Adapt Ent). Adaptive Entropy automatically adjusts the coefficient of entropy loss in different scenarios.

2.3 VMIX

VMIX [Su et al. \[2020\]](#) combines the Advantage Actor-Critic (A2C) [Stooke and Abbeel \[2018\]](#) with QMIX to extend the monotonicity constraint to value networks (not Q value network), as shown in Eq. 7.

$$V_{tot}(s; \theta, \phi) = g_\phi(s, V_1(\tau^1; \theta^1), \dots, V_N(\tau^N; \theta^N)) \quad (6)$$

$$\frac{\partial V_{tot}}{\partial V^i} \geq 0, \quad \forall i \in \{1, \dots, N\} \quad (7)$$

3 STUDY DESIGN

In this paper, we consider the setting of CTDE MADRL for discrete cooperative control. We investigate the tricks of these QMIX-based algorithms. Then, based on the understanding of these tricks, we reconceptualize the problem: is the monotonicity constraint always detrimental to the performance of QMIX-based algorithms?

3.1 BENCHMARK ENVIRONMENT

We utilize SMAC as our benchmark testing environment; SMAC is a ubiquitously-used multi-agent discrete cooperative control environment for SOTA algorithms. SMAC consists of a set of StarCraft II micro scenarios used for evaluating the effectiveness of independent agents in coordinating to solve complicated tasks. SMAC classifies micro scenarios into three difficulty levels: Easy, Hard, and Super Hard. The Super Hard scenario *6h_vs_8z* is also hard to explore. Easy scenarios are usually simple to solve using the uncomplicated Value-Decomposition Networks (VDN) [Sunehag et al. \[2017\]](#). Therefore, we opt to test using Hard and Super Hard scenarios. In past SMAC experiments [Samvelyan et al. \[2019\]](#), QMIX achieves a 0% win rate in three Super Hard scenarios: *corridor*, *3s5z_vs_3s5z*, and *6h_vs_8z*, and so it is meaningful to test on these scenarios. In Sec. 5, we also leverage two Purely Cooperative Predator-Prey (Appendix A) games to test the algorithms.

3.2 EVALUATION METRIC

Our primary evaluation metric is the function that maps the steps for the environment observed throughout the training to the median winning percentage (episode return for Predator-Prey) of the evaluation. We repeat each experiment

with many independent training runs; results include median performance and percentiles ranging from 25% to 75%. We run the experiment 5 times independently in SMAC.

Our goal is to obtain as many samples from the environments as possible at a high rate so that we may accurately evaluate the convergence of each algorithm. Therefore, we use **eight rollout processes** for parallel sampling¹.

4 THE IMPORTANCE OF TRICKS

An implementation trick is an optimization in code that is unaccounted for in experimental design, but that may hold significant effects on the result. Our overarching goal is to understand the isolated performance of these MADRL algorithms more deeply. Therefore, we perform analysis on critically important settings and provide some suggestions for tuning. The experiments in this section apply these tricks incrementally.

4.1 OPTIMIZATION

Study description. QMIX and the majority of its variant algorithms use RMSProp to optimize neural networks as it proves stable in SMAC. However, lack of momentum may slow convergence of the network. We therefore use Adam to optimize QMIX’s neural network:

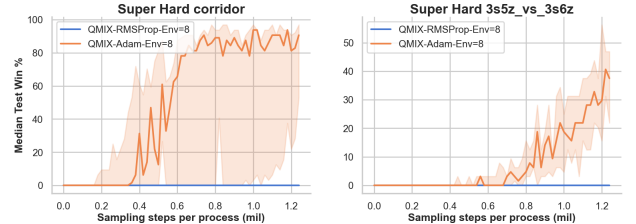


Figure 2: Eight rollout processes are used for sampling; samples are updated quickly. Adam significantly improves performance.

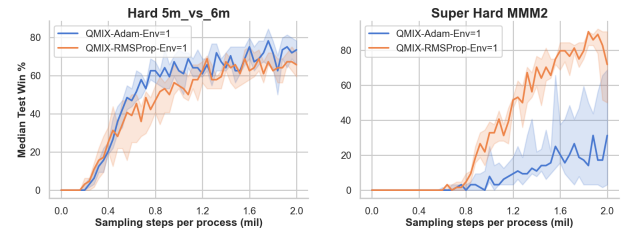


Figure 3: Only one rollout process is used for sampling; samples are updated slowly. The neural network optimized by Adam is prone to overfitting.

¹Our experiments can collect 10 million samples within 9 hours with a Core i7-7820X CPU and a GTX 1080 Ti GPU.

Interpretation. Figure 2 shows that Adam Kingma and Ba [2014] increases the win rate by 100% on the Super Hard map *corridor*. This is because Adam boosts the network’s convergence, allowing for full utilization of the large quantity of samples sampled in parallel. However, Figure 3 shows that when we use only one sampling process, samples are updated slower than with eight processes (the replay buffer size is fixed), and the neural network becomes prone to overfitting. We found that the Adam optimizer easily solves the problem that QMIX does not work well under parallel training Su et al. [2020].

Recommendation. Use Adam and quickly update the samples.

4.2 ELIGIBILITY TRACES

Study description. Eligibility traces such as TD(λ) Sutton and Barto [2018], Q(λ) Peng and Williams [1994], and TB(λ) Precup [2000] achieve a balance between return-based algorithms (where return refers to the sum of discounted rewards $\sum_t \gamma^t r_t$) and bootstrap algorithms (where return refers to $r_t + V(s_{t+1})$), speeding up the convergence of reinforcement learning algorithms. Therefore, we study the application of Q(λ) in QMIX:

Q(λ) can be expressed as Eq. 8:

$$G_s^\lambda \doteq (1 - \lambda) \sum_{n=1}^{\infty} \lambda^{n-1} G_{s:s+n} \quad (8)$$

$$G_{s:s+n} \doteq \sum_{t=s}^{s+n} \gamma^{t-s} r_t + \gamma^{n+1} \max_u Q(x_{s+n+1}, u)$$

where λ is the discount factor of the traces and $(\prod_{s=1}^t \lambda) = 1$ when $t = 0$. When λ is set to 0, it is equivalent to 1-step bootstrap returns. When λ is set to 1, it is equivalent to Monte Carlo Sutton and Barto [2018] returns.

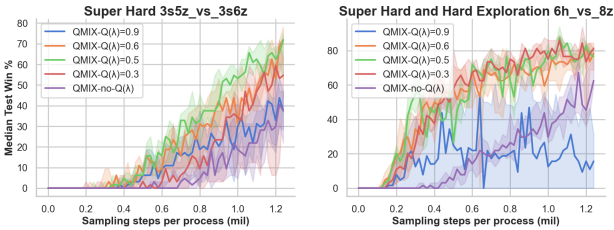


Figure 4: Q(λ) significantly improves performance of QMIX, but large values of λ lead to instability in the algorithm.

Interpretation. Q networks without sufficient training usually have a large bias that impacts bootstrap returns. Figure 4 shows that Q(λ) allows for faster convergence in our experiments by reducing this bias. However, large values of λ may lead to failed convergence due to variance and off-

policy bias. Figure 4 shows that when λ is set to 0.9, it has a detrimental impact on the performance of QMIX.

Recommendation. Use Q(λ) with a small value of λ .

4.3 REPLAY BUFFER SIZE

Study description. In Atari games and DQN, the experience replay buffer size is usually set to a large value. However, in multi-agent tasks, as the action space becomes larger than that of single-agent tasks, the distribution of samples changes more quickly. Therefore, we study the impact of the replay buffer size on the performance of QMIX.

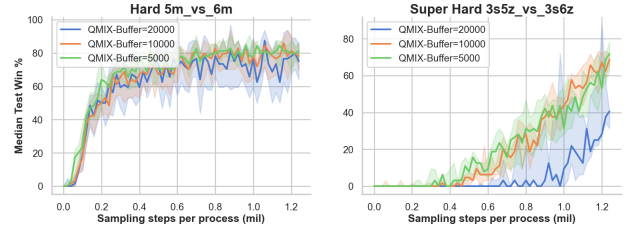


Figure 5: Setting the replay buffer size to 5000 episodes allows for QMIX’s learning to be more stable than by setting it to 20000 episodes.

Interpretation. Figure 5 shows that a large replay buffer size causes instability in QMIX’s learning. The causes of this phenomenon are as follows:

1. In multi-agent tasks, samples become obsolete more quickly than in single-agent tasks.
2. As we discussed in Sec. 4.1, Adam performs better with samples with fast updates.
3. Q(λ) converges more effectively with new samples than with old samples.

Recommendation. Use a small replay buffer size.

4.4 ROLLOUT PROCESS NUMBER

Study description. When we collect samples in parallel as is done in A2C Stooke and Abbeel [2018], shows that when there is a defined total number of samples and either an inconsistent or an unspecified number of rollout processes, the median test performance becomes inconsistent. This study aims to perform analysis and provide insight on the impact of the number of processes on the final performance.

Interpretation. Under the A2C Mnih et al. [2016] training paradigm, the total number of samples can be calculated as follows:

$$S = E \cdot P \cdot I \quad (9)$$

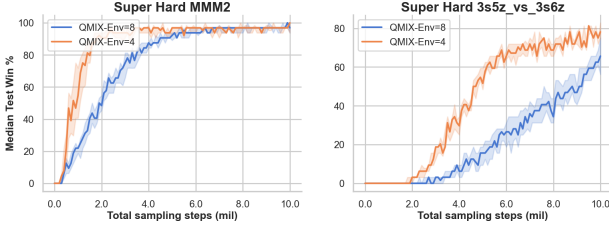


Figure 6: The results show that, given the total number of samples, fewer processes achieve better performance. We set the replay buffer size to be proportional to the number of processes to ensure that the novelty of the samples is consistent.

S is the total number of samples, E is the number of samples in each episode, P is the number of rollout processes, and I is the number of policy iterations. Figure 6 shows that we are given both S and E ; the fewer the number of rollout processes, the greater the number of policy iterations Sutton and Barto [2018]; a higher number of policy iterations leads to an increase in performance. However, it also causes both longer training time and decreased stability.

Recommendation. Use fewer rollout processes when samples are difficult to obtain; otherwise, use more rollout processes.

4.5 EXPLORATION STEPS

Study description. In SMAC, some scenarios are hard to explore, such as $6h_vs_8z$, so the settings of ϵ -greedy become critically important. In this study, we analyze the effect of ϵ anneal period on performance:

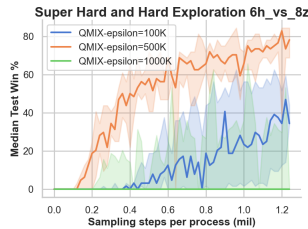


Figure 7: On the hard-to-explore scenario $6h_vs_8z$, a proper length for ϵ anneal period significantly improves performance.

Interpretation. As shown in Figure 7, increasing the length of the ϵ anneal period from 100K steps to 500K steps allows for a 38% increase in win rate in the Super Hard Exploration scenario $6h_vs_8z$. However, increasing this value to 1000K instead causes the model to collapse.

Recommendation. Increase the value of the ϵ anneal period to an appropriate length on hard-to-explore scenarios.

4.6 BONUS: REWARDS SHAPING

Study description. Table 1 shows a non-monotonic case that QMIX cannot solve. However, the reward function in MADRL is defined by the user; we investigate whether QMIX may learn a correct argmax by reshaping the task’s reward function without changing its goal.

12.0	-0.5	-0.5
-0.5	0	0
-0.5	0	0

(a) Reshaped Payoff matrix

12.0	-0.3	-0.3
-0.3	-0.3	-0.3
-0.3	-0.3	-0.3

(b) QMIX: Q_{tot}

Table 2: A non-monotonic matrix game in which we reshape the reward by replacing the insignificant reward -12 (in Table 1) with reward -0.5. QMIX may learn a Q_{tot} which has a correct argmax. Bold text indicates argmax reward.

Interpretation. The reward -12 in Table 1 does not assist the agents in finding the optimal solution; as shown in Table 2, this non-monotonic matrix may be solved by simply replacing the insignificant reward -12 with -0.5. The reward shaping trick may also help QMIX learn more effectively in other non-monotonic tasks.

Recommendation. Increase the scale of the important rewards of the tasks and reduce the scale of rewards that may cause disruption.

4.7 TRICKS OVERALL IMPACT

As Table 3 shows, after adding the implementation tricks we defined above (without Reward Shaping), OurQMIX attains extraordinarily high win rates in all hard and super hard SMAC scenarios, far exceeding Vanilla-QMIX.

Scenarios	Difficulty	Vanilla-QMIX	OurQMIX
$5m_vs_6m$	Hard	84%	90%
$3s_vs_5z$	Hard	96%	100%
$bane_vs_bane$	Hard	100%	100%
$2c_vs_64zg$	Hard	100%	100%
<i>corridor</i>	Super Hard	0%	100%
<i>MMM2</i>	Super Hard	98%	100%
$3s5z_vs_3s6z$	Super Hard	3%	85% ($\text{env}=4$)
$27m_vs_30m$	Super Hard	56%	100%
$6h_vs_8z$	Super Hard	0%	93% ($\lambda=0.3$)

Table 3: Test results of OurQMIX and Vanilla-QMIX in all hard scenarios. These tricks tremendously improve upon QMIX’s performance.

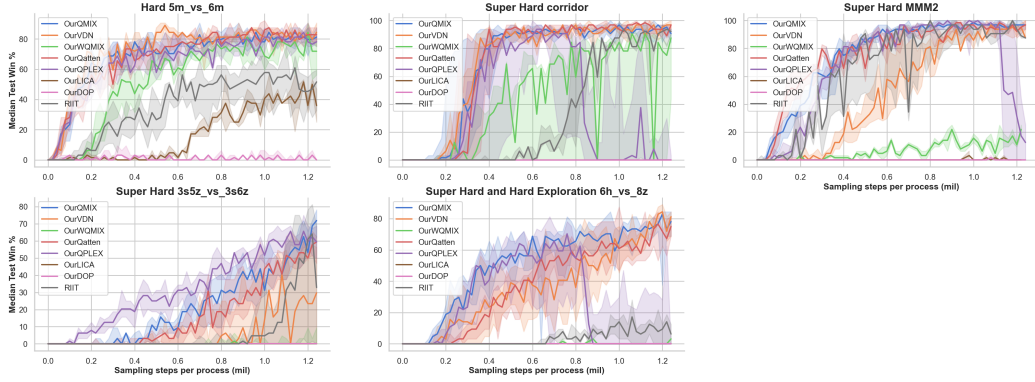


Figure 8: Median test win rate of SOTA MADRL algorithms. After unifying settings to leverage each of these tricks, QMIX achieves the best performance among all algorithms.

Algorithms	Mixing Net Size	5m_vs_6m	3s5z_vs_3s6z	corridor	6h_vs_8z	MMM2	Cooperative Predator-Prey
OurQMIX (VB)	41K	90%	75%	100%	84%	100%	40
OurVDN (VB)	0K	90%	43%	98%	87%	96%	39
OurQatten (VB)	58K	90%	62%	100%	68%	100%	-
OurQPLEX (VB)	152K	90%	68%	96%	78%	100%	39
OurWQMIX (VB)	247K	90%	6%	96%	78%	23%	39
OurLICA (PG)	208K	53%	0%	0%	3%	0%	30
OurDOP (PG)	122K	9%	0%	0%	0%	0%	32
RIIT (PG)	69K	62%	68%	100%	19%	100%	38

Table 4: Median test win rate (episode return) of SOTA MADRL algorithms. PG denotes Policy-gradient; VB denotes Value-based. The Mixing(Critic) Net size is calculated under 6h_vs_8z.

5 RECONCEPTUALIZATION AND ANALYSIS

With an understanding of these tricks’ effects, we begin to reconceptualize their impact on some important conclusions. We organize this section into three subsections: (1) Retest these algorithms based on fair experimental settings, applying the same tricks we mentioned above. (2) Rethinking the problem: Does the monotonicity constraint limit the performance of cooperative algorithms? We propose a simple algorithm: RIIT, to verify the importance of the monotonicity constraint. (3) Then, we prove that monotonic mixing networks can represent Purely Cooperative Tasks (Def. 5.4).

5.1 OUR BENCHMARKS

Due to the fact that these algorithms apply different standards and implementation tricks for their experiments (as shown in B.2), it is difficult for researchers to evaluate the algorithms’ isolated performance; To unify the experimental criteria, we fine-tuned the hyperparameters of these algorithms (As shown in Appendix B, we copy the tricks of these SOTAs to QMIX.), and we avoid using the best hyperparameters of QMIX to compare with other algorithms.

We then retest these SOTAs based on the new settings; As shown in Table 4, the test results actually indicate that

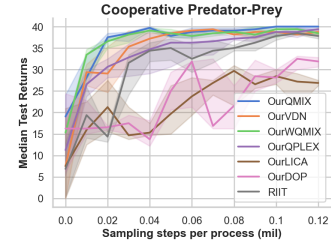


Figure 9: Median episode return of SOTA algorithms on Cooperative Predator-Prey (Appendix A). Each of the algorithms achieve good performance.

WQMIX and Qatten in isolated form lead to lower performance than QMIX. Figure 8 shows that QPLEX’s policy collapses in the test of Super Hard 6h_vs_8z and corridor. Excitingly, the convergence of QPLEX is faster than QMIX in 3s5z_vs_3s6z, which we believe comes from its complex attention mechanism and large number of parameters. Figure 8 and Table 4 also show that when sample size and network size are reduced, LICA has terrible performance; Figure 9 and Table 4 show that each of the algorithms achieve good performance on Cooperative Predator-Prey. Surprisingly, the baseline QMIX achieves SOTA in these cooperative tasks, and the simplest VDN² is also relatively effective.

²VDN requires that $Q_{tot} = \sum_i^N Q_i$ holds.

5.2 ALBATION STUDY OF MONOTONICITY

Therefore, based on the following facts:

1. Table 4 shows these new algorithms have weaker monotonicity constraints and do not have better performance than QMIX and VDN ($6h_vs_8z$).
2. [de Witt et al. \[2020\]](#) shows that the monotonicity constraint attains performance boosts in some continuous cooperative tasks.

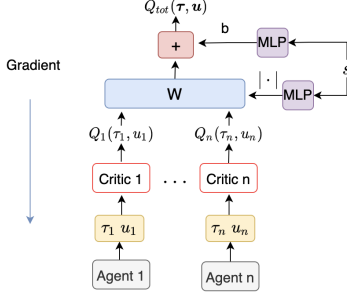


Figure 10: Architecture for RIIT. $|\cdot|$ denotes absolute value operation, implementing the monotonicity constraint of QMIX. W denotes the non-negative mixing weights.

We speculate that the monotonicity constraint holds significant implications for some cooperative tasks. To further verify the importance of monotonicity and improve the performance of policy-based algorithms, we propose an end-to-end policy-based algorithm, combining LICA with a monotonic mixing network; we make the following optimizations based on LICA:

1. Replace the policy mixing critic in LICA with monotonic mixing critic, as shown in Figure 10.
2. First, use offline samples to train the critic network with 1-step TD error loss.
3. Then, use online samples to train actor end-to-end (by Eq.5) and critic with $TD(\lambda)$.

Our newly designed algorithm RIIT decomposes training into offline and online phases. Training actors with online samples improves learning stability³. Furthermore, the offline training phase improves sample efficiency for critic networks. Since RIIT is trained end-to-end, it may also be used for continuous control tasks. Figure 11 and 12 demonstrate that the monotonicity constraint significantly improves the performance of RIIT, which provides support for our speculation. Table 4 also shows that RIIT performs best among all policy-based multi-agent algorithms.

In addition, we further evaluate the effects of monotonicity constraints for value networks. Figure 13 demonstrates

³[Cobbe et al. \[2020\]](#) shows that actor-networks generally have a lower tolerance for sample reuse than critic networks

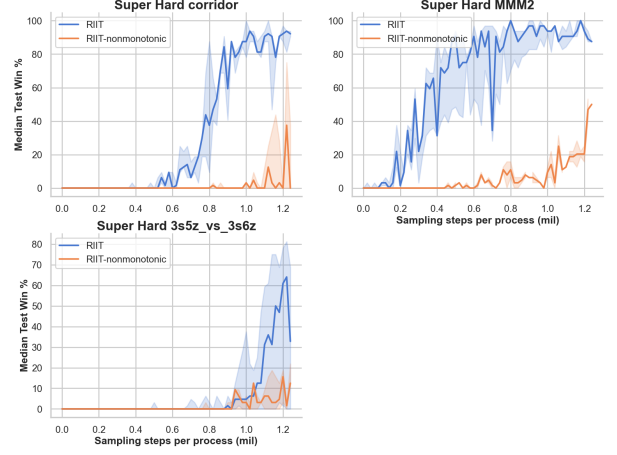


Figure 11: Comparing RIIT with and without monotonicity constraint (remove absolute value operation) on SMAC.

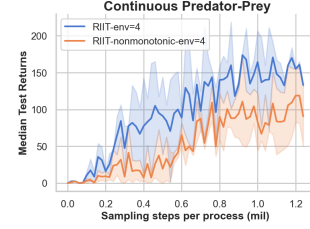


Figure 12: Comparing RIIT with and without monotonicity constraint (remove absolute value operation) on Continuous Predator-Prey [de Witt et al. \[2020\]](#).

that the monotonicity constraint significantly improves the performance of the VMIX (Sec. 2.3).

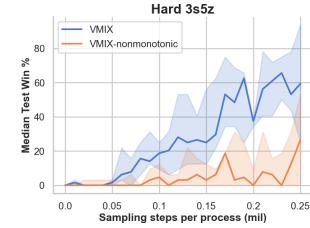


Figure 13: Comparing VMIX with and without monotonicity constraint (same as RIIT, remove absolute value operation) on SMAC.

5.3 THEORETICAL ANALYSIS

We find that the monotonicity constraint is important in the Super Hard scenarios of SMAC. To better understand the phenomenon, we perform a theoretical analysis on the monotonicity constraint:

Definition 5.1. Cooperative tasks. For a task with N agents ($N > 1$), all agents have a common goal.

Assumption 5.1. For cooperative tasks with N agents, marked as a set of agents \mathbb{N} ; given the true state s , the

global Q_{tot} may be represented by a nonlinear mapping of individual $Q_i, i \in \mathbb{N}$, i.e., $Q_{tot} = f_\phi(s; Q_1, Q_2, \dots, Q_N)$.

Definition 5.2. Hu’s Cooperative Tasks. Given a cooperative task with a set of agents \mathbb{N} . For all states s of the task, if there is a subset $\mathbb{K} \subseteq \mathbb{N}$, $\mathbb{K} \neq \emptyset$, where the $Q_i, i \in \mathbb{K}$ increases while the other $Q_j, j \notin \mathbb{K}$ are fixed, this will lead to an increase in Q_{tot} .

As a counterexample, the social dilemma (collective action problem) is not Hu’s Cooperative task (when $\gamma < 1$).

Definition 5.3. Competitive For agents i and j , we say that agents i and j are competitive if either an increase in Q_i leads to a decrease in Q_j or an increase in Q_j leads to a decrease in Q_i .

Definition 5.4. Purely Cooperative Tasks. Hu’s cooperative tasks without competitive cases.

Proposition 5.1. Purely Cooperative Tasks may be represented by monotonic mixing networks.

Proof. For a Hu’s cooperative task, if there is a case (state s) that cannot be represented by a monotonic mixing network, i.e., $\frac{\partial Q_{tot}(s)}{\partial Q_i} < 0$, then an increase in Q_i must lead to a decrease in $Q_j, j \neq i$ (since there is no Q_j decrease, by Def. 5.2, the constraint $\frac{\partial Q_{tot}(s)}{\partial Q_i} < 0$ does not hold). Therefore, by Def. 5.3 this cooperative task has a competitive case which means it is not a Purely Cooperative Task. \square

Since SMAC provides a default setting for a shaped reward signal calculated from the hit-point damage dealt and received by agents, and a positive (negative) bonus for winning (losing) the battle, the SMAC is a Purely Cooperative Task. As shown in Figure 14: (1) the outermost circle indicates the parameter space without any constraints; (2) by Proposition 5.1, the optimal solutions of Purely Cooperative Tasks and the parameter space with the monotonicity constraint are highly overlapping. Therefore, the monotonicity constraint avoids searching for the optimal solution in invalid parameter space and significantly improves sample efficiency.

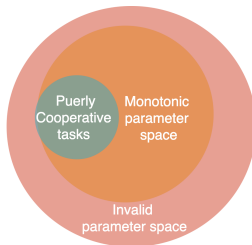


Figure 14: The relationship between monotonic parameter space (monotonic mixing network) and Puerly Cooperative Tasks.

6 RELATED WORKS

The work most closely related to our paper we find is Engstrom et al. [2020], which investigates code-level optimizations based on PPO Schulman et al. [2017] code and concludes that the majority of performance differences between PPO and TRPO originate from code tricks. Andrychowicz et al. [2020] investigates the influence of tricks on the performance of PPO and provides tuning optimizations.

7 CONCLUSION

In this study, we investigate the influence of tricks on the performance of QMIX and provide tuning optimizations. Furthermore, we find that improving the expressiveness of the mixing network will not always improve the performance of QMIX. Our research also poses a new question: how can we preserve the high sample efficiency of the monotonicity constraint while also making it capable of representing any task?

A COOPERATIVE PREDATOR-PREY

de Witt et al. [2020] shows that monotonicity constraints improve the performance of FacMADDPG in the Continuous Predator-Prey de Witt et al. [2020], which is purely cooperative. However, the variant of Predator-Prey (from Böhmer et al. [2020]) in WQMIX is relatively competitive (penalties are given if only one predator catches the prey (not two predators at the same time))⁴. For Cooperative Predator-Prey, we remove the above penalties in the variant of Predator-Prey (from Böhmer et al. [2020]) to ensure that the environment is purely cooperative.

B FINE-TUNING HYPERPARAMETERS

B.1 HYPERPARAMETERS

In the tuning stage, we experiment on more than eight sets of settings (different optimizers, λ , entropy coef, etc.) for each algorithm, and we find that the optimal hyperparameters of the value-based algorithms are all similar. Table 5 and 6 shows our settings for these algorithms. We also replaced the exploration method in the DOP to prevent it from crashing. The network size is calculated under $6h_vs_8z$, where ‘Our’ denotes the new settings).

For all value-based algorithms, neural networks are trained with 0.001 learning rate, and we use ϵ -greedy action selection, decreasing ϵ from 1 to 0.05 over n -time steps (n

⁴This penalty makes it necessary for two predators to capture or not to capture the prey at the same time. If a diligent predator prefers to capture the prey and the other lazy one does not, then they have conflicting interests.

Algorithms	LICA	OurLICA	DOP	OurDOP	RIIT
Optimizer	Adam	Adam	RMSProp	Adam	Adam
Batch Size(episodes)	32	32	Off=32, On=32	Off=64, On=32	Off=64, On=32
Eligibility traces	TD($\lambda=0.8$)	TD($\lambda=0.6$)	TD($\lambda=0.8$), TB($\lambda=0.93$)	TD($\lambda=0.6$), TB($\lambda=0.9$)	TD($\lambda=0.6$)
Exploration	Adapt Ent=0.06	Adapt Ent=0.06	Anneal Noise=500K steps	Adapt Ent=0.0005	Adapt Ent=0.03
Critic-Net Size	29696K	208K	122K	122K	69K
Rollout Processes	32	8	4	8	8

Table 5: Setting of Policy-based algorithms.

Algorithms	Vanilla-QMIX	OurQMIX	Qatten	OurQatten	QPLEX	OurQPLEX	WQMIX	OurWQMIX
Optimizer	RMSProp	Adam	RMSProp	Adam	RMSProp	Adam	RMSProp	Adam
Batch Size (epi.)	128	128	32	128	32	128	32	128
Q(λ)	0	0.6	0	0.6	0	0.6	0	0.6
Attention Heads	-	-	4	4	10	4	-	-
Mixing-Net Size	41K	41K	58K	58K	476K	152K	247K	247K
ϵ Anneal Steps			50K \rightarrow 500K for 6h_vs_8z, 100 K for others					
Rollout Processes	8	8	1	8	1	8	1	8

Table 6: Setting of Value-based algorithm.

can be found in Table 6) for exploration. Also, we update the target network every 200 episodes. Specifically, we use OW-QMIX in WQMIX as the baseline.

In addition, for LICA, we set the learning rate of the agent network to 0.0025 and the critic network’s learning rate to 0.0005. For DOP, we set the agent network’s learning rate to 0.0005 and the learning rate of the critic network to 0.0001. For RIIT, we set the learning rates of neural networks to 0.001.

All mixing networks and agent networks are the same as in QMIX [Rashid et al. \[2018\]](#). For the discount factor, we set $\gamma = 0.99$. For SMAC, the size of all replay buffers is set to 5000 episodes. For the Cooperative Predator-Prey, we set the buffer size to 1000 episodes, Adaptive Entropy coef to 0.06 and all λ are set to 0.5. We use StarCraft 2 Version B75689 (SC2.4.10) in our experiments.

B.2 THE TRICKS OF SOTAS

The implementation tricks and comparison standards of these SOTA MADRL algorithms are inconsistent; some of these tricks are shown below:

1. DOP sets its process count to half that of QMIX to increase policy iterations.
2. LICA uses Adam to optimize the network, while RMSProp is used in QMIX to optimize the network.
3. LICA and DOP use eligibility traces to estimate TD target values but unfairly make a direct comparison with the performance of Vanilla-QMIX.
4. The enormous critic network of LICA is thousands of times larger than the mixing network of QMIX. In addition, the mixing network of WQMIX and QPLEX

are five and ten times larger, respectively, than that of QMIX.

5. QPLEX uses the ‘replay buffer warmup’.
6. QPLEX feeds actions into the mixing network (attention module), not just the global state s . (However, because the mixing network can predict Q values directly with the actions and states, it may cause the value decomposition to fail.)

References

- Marcin Andrychowicz, Anton Raichuk, Piotr Stańczyk, Manu Orsini, Sertan Girgin, Raphael Marinier, Léonard Hussenot, Matthieu Geist, Olivier Pietquin, Marcin Michalski, Sylvain Gelly, and Olivier Bachem. What Matters In On-Policy Reinforcement Learning? A Large-Scale Empirical Study. *arXiv:2006.05990*, 2020.
- Wendelin Böhmer, Vitaly Kurin, and Shimon Whiteson. Deep coordination graphs. In *International Conference on Machine Learning*, 2020. URL <https://arxiv.org/abs/1910.00091>.
- Karl Cobbe, Jacob Hilton, Oleg Klimov, and John Schulman. Phasic policy gradient. *arXiv preprint arXiv:2009.04416*, 2020.
- Christian Schroeder de Witt, Bei Peng, Pierre-Alexandre Kamienny, Philip Torr, Wendelin Böhmer, and Shimon Whiteson. Deep Multi-Agent Reinforcement Learning for Decentralized Continuous Cooperative Control. *arXiv preprint arXiv:2003.06709*, 2020.
- Logan Engstrom, Andrew Ilyas, Shibani Santurkar, Dimitris Tsipras, Firdaus Janoos, Larry Rudolph, and Aleksander Madry. Implementation Matters in Deep Policy Gradients: A Case Study on PPO and TRPO. *arXiv:2005.12729*, 2020.
- Pablo Hernandez-Leal, Michael Kaisers, Tim Baarslag, and Enrique Munoz de Cote. A survey of learning in multiagent environments: Dealing with non-stationarity. *arXiv preprint arXiv:1707.09183*, 2017.
- Diederik P Kingma and Jimmy Ba. Adam: A method for stochastic optimization. *arXiv preprint arXiv:1412.6980*, 2014.
- Landon Kraemer and Bikramjit Banerjee. Multi-agent reinforcement learning as a rehearsal for decentralized planning. *Neurocomputing*, 190:82–94, 2016. ISSN 09252312. doi: 10.1016/j.neucom.2016.01.031.
- Anuj Mahajan, Tabish Rashid, Mikayel Samvelyan, and Shimon Whiteson. MAVEN: Multi-Agent Variational Exploration. *arXiv preprint arXiv:1910.07483*, 2020.
- Volodymyr Mnih, Adrià Puigdomènech Badia, Mehdi Mirza, Alex Graves, Timothy P. Lillicrap, Tim Harley, David Silver, and Koray Kavukcuoglu. Asynchronous Methods for Deep Reinforcement Learning. *arXiv:1602.01783*, 2016.
- Sylvie CW Ong, Shao Wei Png, David Hsu, and Wee Sun Lee. Pomdps for robotic tasks with mixed observability. 5:4, 2009.
- Jing Peng and Ronald J Williams. Incremental multi-step q-learning. In *Machine Learning Proceedings 1994*, pages 226–232. Elsevier, 1994.
- Doina Precup. Eligibility traces for off-policy policy evaluation. *Computer Science Department Faculty Publication Series*, page 80, 2000.
- Tabish Rashid, Mikayel Samvelyan, Christian Schroeder de Witt, Gregory Farquhar, Jakob Foerster, and Shimon Whiteson. QMIX: Monotonic Value Function Factorisation for Deep Multi-Agent Reinforcement Learning. *arXiv preprint arXiv:1803.11485*, 2018.
- Tabish Rashid, Gregory Farquhar, Bei Peng, and Shimon Whiteson. Weighted QMIX: Expanding Monotonic Value Function Factorisation. *arXiv preprint arXiv:2006.10800*, 2020.
- Mikayel Samvelyan, Tabish Rashid, Christian Schroeder de Witt, Gregory Farquhar, Nantas Nardelli, Tim G. J. Rudner, Chia-Man Hung, Philip H. S. Torr, Jakob Foerster, and Shimon Whiteson. The StarCraft Multi-Agent Challenge. *arXiv preprint arXiv:1902.04043*, 2019.
- John Schulman, Filip Wolski, Prafulla Dhariwal, Alec Radford, and Oleg Klimov. Proximal policy optimization algorithms. *arXiv preprint arXiv:1707.06347*, 2017.
- Kyunghwan Son, Sungsoo Ahn, Roben Delos Reyes, Jinwoo Shin, and Yung Yi. QTRAN++: Improved Value Transformation for Cooperative Multi-Agent Reinforcement Learning. *arXiv:2006.12010*, 2020.
- Adam Stooke and Pieter Abbeel. Accelerated methods for deep reinforcement learning. *arXiv preprint arXiv:1803.02811*, 2018.
- Jianyu Su, Stephen Adams, and Peter A Beling. Value-decomposition multi-agent actor-critics. *arXiv preprint arXiv:2007.12306*, 2020.
- Peter Sunehag, Guy Lever, Audrunas Gruslys, Wojciech Marian Czarnecki, Vinicius Zambaldi, Max Jaderberg, Marc Lanctot, Nicolas Sonnerat, Joel Z. Leibo, Karl Tuyls, and Thore Graepel. Value-Decomposition Networks For Cooperative Multi-Agent Learning. *arXiv preprint arXiv:1706.05296*, 2017.
- Richard S Sutton and Andrew G Barto. *Reinforcement learning: An introduction*. MIT press, 2018.
- Jianhao Wang, Zhizhou Ren, Terry Liu, Yang Yu, and Chongjie Zhang. QPLEX: Duplex Dueling Multi-Agent Q-Learning. *arXiv:2008.01062*, 2020a.
- Yihan Wang, Beining Han, Tonghan Wang, Heng Dong, and Chongjie Zhang. Off-Policy Multi-Agent Decomposed Policy Gradients. *arXiv:2007.12322*, 2020b.

Yaodong Yang, Jianye Hao, Ben Liao, Kun Shao, Guangyong Chen, Wulong Liu, and Hongyao Tang. Qatten: A General Framework for Cooperative Multiagent Reinforcement Learning. *arXiv preprint arXiv:2002.03939*, 2020.

Meng Zhou, Ziyu Liu, Pengwei Sui, Yixuan Li, and Yuk Ying Chung. Learning Implicit Credit Assignment for Multi-Agent Actor-Critic. *arXiv preprint arXiv:2007.02529*, 2020.