

RIIT: Rethinking the Importance of Implementation Tricks in Multi-Agent Reinforcement Learning

Jian Hu¹Siyang Jiang^{*2}Seth Austin Harding^{*3}Haibin Wu^{*4}Shih-wei Liao⁵¹Department of Computer Science, National Taiwan University, Taipei²Graduate Institute of Communication Engineering, National Taiwan University, Taipei³Graduate Institute of Electrical Engineering, National Taiwan University, Taipei

Abstract

Recent years have seen revolutionary breakthroughs in the field of Multi-Agent Deep Reinforcement Learning (MADRL), with its successful applications to various complex scenarios such as computer games and robot swarms. We investigate the impact of "implementation tricks" of state-of-the-art (SOTA) QMIX-based algorithms. First, we find that applied tricks that are described as auxiliary details to the core algorithm, seemingly of secondary importance, in fact, have an enormous impact on performance. Our finding demonstrates that, after minimal tuning, QMIX attains extraordinarily high win rates and achieves SOTA in the StarCraft Multi-Agent Challenge (SMAC). Furthermore, we find QMIX's monotonicity constraint improves sample efficiency in certain cooperative tasks. We propose a new policy-based algorithm to verify the importance of the monotonicity constraint: RIIT. RIIT successfully achieves SOTA in policy-based algorithms. Finally, we prove that the Purely Cooperative Tasks may be represented by the monotonic mixing networks.

evaluating SOTA MADRL algorithms. These papers claim to significantly improve the performance of the baseline QMIX by weakening monotonicity constraints or by extending to policy-based methods. However, they fail to acknowledge that they are using tricks in their implementation to achieve SOTA performance in their experiments. While one may assume that such "design choices" are trivial, there is some evidence that they are, in fact, vital for good performance.

These algorithms are indeed comparable through open-source code; however, due to inconsistent comparison standards and a lack of a reliable baseline, it remains highly challenging for researchers to judge whether they provide performance improvements because of a genuinely improved architecture or because of implementation tricks. Their experiment results and conclusions may be inaccurate or misleading and stand as a hindrance to future MADRL research. With an understanding of the effects of these tricks, we can then evaluate the correctness of their conclusions.

The main contributions in the paper are: (1) We study how implementation tricks affect the test performance of QMIX; after minimal tuning, QMIX attains extraordinarily high win rates in SMAC and achieve SOTA. (2) Furthermore, we find that QMIX's monotonicity constraint improves sample efficiency in some cooperative tasks. We propose the new policy-based algorithm called: RIIT (Sec. 5.2) to verify the importance of the monotonicity constraint. RIIT also achieves SOTA in policy-based algorithms. (3) Finally, we prove that the Purely Cooperative Tasks (Sec. 5.3) may be represented by monotonic mixing networks.

1 INTRODUCTION

There has been a rise in interest in MADRL in recent years due to its capability in allowing neural-network-based agents to learn to act in multi-agent environments through interactions. For discrete cooperative control tasks, value-based algorithms such as QMIX [Rashid et al. \[2018\]](#) which serves as the baseline, Qatten [Yang et al. \[2020\]](#), WQMIX [Rashid et al. \[2020\]](#), and QPLEX [Wang et al. \[2020a\]](#), and policy-based algorithms such as LICA [Zhou et al. \[2020\]](#) and DOP [Wang et al. \[2020b\]](#) have achieved SOTA in SMAC [Samvelyan et al. \[2019\]](#), a standard benchmark for

2 BACKGROUND

Dec-POMDP. A fully cooperative multi-agent task can be described as a decentralized partially observable Markov decision process (Dec-POMDP) [Ong et al. \[2009\]](#) composed of a tuple $G = \langle \mathcal{S}, \mathcal{U}, P, r, \mathcal{Z}, O, N, \gamma \rangle$. $s \in S$ describes the true state of the environment. At each time step, each agent

^{*}Seth, Haibin, and Siyang contributed equally to this work.

$i \in \mathcal{N} := \{1, \dots, N\}$ chooses an action $u_i \in \mathcal{U}$, forming a joint action $u \in \mathcal{U}^N$. All state transition dynamics are defined by function $P(s' | s, u) : \mathcal{S} \times \mathcal{U}^N \times \mathcal{S} \mapsto [0, 1]$. Each agent has independent observation $z \in \mathcal{Z}$, determined by observation function $O(s, i) : \mathcal{S} \times \mathcal{N} \mapsto \mathcal{Z}$. All agents share the same reward function $r(s, u) : \mathcal{S} \times \mathcal{U}^N \rightarrow \mathbb{R}$ and $\gamma \in [0, 1)$ is the discount factor. Given that π_i is the policy of agent i , the objective of the joint agent is to maximize:

$$J(\pi) = \mathbb{E}_{u_1 \sim \pi^1, \dots, u_N \sim \pi^N, s \sim T} \left[\sum_{t=0}^{\infty} \gamma^t r_t(s_t, u_t^1, \dots, u_t^N) \right] \quad (1)$$

CTDE. The centralized training and decentralized execution (CTDE) [Kraemer and Banerjee \[2016\]](#) paradigm allows for the learning process to utilize additional state information. CTDE allows learning algorithms to access all local action observation histograms and global states and share gradients and parameters. However, in the execution stage, each individual agent can only access its local action observation history τ^i . Next, we introduce CTDE MADRL algorithms for the discrete cooperative control tasks.

2.1 QMIX

To resolve non-stationarity [Hernandez-Leal et al. \[2017\]](#) in the multi-agent setting, QMIX [Rashid et al. \[2018\]](#) learns a joint action-value function Q_{tot} . It decomposes the joint Q_{tot} value to each agent Q_i through a monotonic Q value mixing network:

$$Q_{tot}(s, u; \theta, \phi) = g_\phi(s, Q_1(\tau^1, u^1; \theta^1), \dots, Q_N(\tau^N, u^N; \theta^N)) \quad (2)$$

$$\frac{\partial Q_{tot}(s, u; \theta, \phi)}{\partial Q_i(\tau^i, u^i; \theta^i)} \geq 0, \quad \forall i \in \mathcal{N} \quad (3)$$

In the above, ϕ is the trainable parameter of the monotonic mixing network; maximizing joint Q is precisely the equivalent of maximizing individual Q_i , and therefore, the optimal individual action maintains consistency with the optimal joint action. Next, QMIX learns by sampling a multitude of transitions from the replay buffer and minimizing the mean squared temporal-difference (TD) error loss:

$$\mathcal{L}(\theta) = \frac{1}{2} \sum_{i=1}^b \left[(y_i - Q_{tot}(s, u; \theta, \phi))^2 \right] \quad (4)$$

where the TD target value $y = r + \gamma \max_{u'} Q(s', u'; \theta^-, \phi^-)$ and θ^-, ϕ^- are the target network parameters copied periodically from the current network and kept constant for a number of iterations.

2.1.1 Shortage of QMIX.

However, the **monotonicity constraint (Eq. 3)** limits the mixing network's expressiveness, which may fail to learn in the non-monotonic case [Mahajan et al. \[2020\]](#), as shown in Table 1 and Table 2.

| | | |
|-----------|-----|-----|
| 12 | -12 | -12 |
| -12 | 0 | 0 |
| -12 | 0 | 0 |

(a) Payoff matrix

| | | |
|-----|-----|----------|
| -12 | -12 | -12 |
| -12 | 0 | 0 |
| -12 | 0 | 0 |

(b) QMIX: Q_{tot}

Table 1: A non-monotonic matrix game which violates the monotonicity constraint. QMIX may learn an incorrect Q_{tot} which has an incorrect argmax. Bold text indicates the reward of the argmax.

| | |
|---|---|
| 1 | 0 |
| 0 | 1 |

(a) Payoff matrix

| | |
|-----|-----|
| 1 | 1/3 |
| 1/3 | 1/3 |

(b) QMIX: Q_{tot}

| | |
|-----|-----|
| 1/3 | 1/3 |
| 1/3 | 1 |

(c) QMIX: Q_{tot}

Table 2: A non-monotonic matrix game (from [Rashid et al. \[2020\]](#)). The convergence of QMIX cannot be guaranteed. QMIX may converge to (b) or (c).

Therefore, the goal of QTRAN++ [Son et al. \[2020\]](#), QPLEX, WQMIX, and LICA is to weaken the monotonicity constraint of QMIX and claims to significantly improve performance in SMAC.

2.2 QPLEX

QPLEX [Wang et al. \[2020a\]](#) decomposes Q values into advantages and values based on Qatten, similar to Dueling-DQN [Wang et al. \[2016\]](#):

$$\begin{aligned} \text{(Joint Dueling)} \quad Q_{tot}(\tau, u) &= V_{tot}(\tau) + A_{tot}(\tau, u) \\ V_{tot}(\tau) &= \max_{u'} Q_{tot}(\tau, u') \end{aligned} \quad (5)$$

$$\begin{aligned} \text{(Individual Dueling)} \quad Q_i(\tau_i, u_i) &= V_i(\tau_i) + A_i(\tau_i, u_i) \\ V_i(\tau_i) &= \max_{u'} Q_i(\tau_i, u_i') \end{aligned} \quad (6)$$

$$\frac{\partial A_{tot}(s, u; \theta, \phi)}{\partial A_i(\tau^i, u^i; \theta^i)} \geq 0, \quad \forall i \in \mathcal{N} \quad (7)$$

In other words, Eq. 7 (advantage-based monotonicity) transfers the monotonicity constraint from Q values to advantage values. QPLEX thereby reduces limitation on the mixing network's expressiveness.

2.3 WQMIX

WQMIX Rashid et al. [2020], just like Optimistically-Weighted QMIX (OW-QMIX), uses different weights for each sample to calculate the squared TD error of QMIX:

$$\mathcal{L}(\theta) = \sum_{i=1}^b w(s, \mathbf{u}) (Q_{tot}(\tau, \mathbf{u}, s) - y_i)^2 \quad (8)$$

$$w(s, \mathbf{u}) = \begin{cases} 1 & Q_{tot}(\tau, \mathbf{u}, s) < y_i \\ \alpha & \text{otherwise.} \end{cases} \quad (9)$$

Where $\alpha \in (0, 1]$ is a hyperparameter. WQMIX prefers those optimistic samples (true returns are larger than predicted), thus avoiding the problem of ignoring optimal solutions. The authors demonstrate that this approach may resolve the estimation errors of QMIX in the non-monotonic case.

2.4 LICA

Policy-based algorithms allow for convenient modeling of complex action spaces such as AlphaStar Vinyals et al. [2019] and continuous-discrete hybrid control tasks Neunert et al. [2020]. **LICA** Zhou et al. [2020] is an on-policy policy-based algorithm that removes the monotonicity constraint through a policy mixing critic (Figure 1):

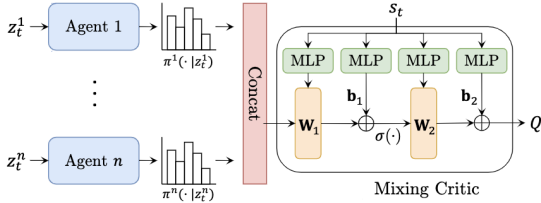


Figure 1: Architecture for LICA (from Zhou et al. [2020]). LICA’s mixing critic maps policy distribution to the Q value directly, in effect obviating the monotonicity constraint. z denotes local action observation history.

LICA’s mixing critic is trained using squared TD error. With a trained critic estimate, decentralized policy networks may then be optimized end-to-end simultaneously by maximizing $Q_{\theta_c}^{\pi}$ with the stochastic policies $\pi_{\theta_i}^i$ as inputs:

$$\max_{\theta} \mathbb{E}_{t, s_t, u_t^1, \dots, \tau_t^n} [Q_{\theta_c}^{\pi}(s_t, \pi_{\theta_1}^1(\cdot | \tau_t^1), \dots, \pi_{\theta_n}^n(\cdot | \tau_t^n))] + \mathbb{E}_i [\mathcal{H}(\pi_{\theta_i}^i(\cdot | \tau_t^i))] \quad (10)$$

where the gradient of entropy item $\mathbb{E}_i [\mathcal{H}(\pi_{\theta_i}^i(\cdot | z_t^i))]$ is normalized by taking the quotient of its own modulus length: Adaptive Entropy (Adapt Ent). Adaptive Entropy automatically adjusts the coefficient of entropy loss in different scenarios.

3 STUDY DESIGN

In this paper, we consider the setting of CTDE MADRL for discrete cooperative control. We investigate the tricks of these QMIX-based algorithms. Then, based on the understanding of these tricks, we reconceptualize the problem: is the monotonicity constraint always detrimental to the performance of QMIX-based algorithms?

3.1 BENCHMARK ENVIRONMENT

We utilize SMAC as our benchmark testing environment; SMAC is a ubiquitously-used multi-agent discrete cooperative control environment for SOTA algorithms. SMAC consists of a set of StarCraft II micro scenarios used for evaluating the effectiveness of independent agents in coordinating to solve complicated tasks. SMAC classifies micro scenarios into three difficulty levels: Easy, Hard, and Super Hard. The Super Hard scenario *6h_vs_8z* is also hard to explore. Easy scenarios are usually simple to solve using the uncomplicated Value-Decomposition Networks (VDN) Sunehag et al. [2017]. Therefore, we opt to test using Hard and Super Hard scenarios. In past SMAC experiments Samvelyan et al. [2019], QMIX achieves a 0% win rate in three Super Hard scenarios: *corridor*, *3s5z_vs_3s5z*, and *6h_vs_8z*, and so it is meaningful to test on these scenarios. In Sec. 5, we also leverage two Purely Cooperative Predator-Prey (Appendix A) games to test the algorithms.

3.2 EVALUATION METRIC

Our primary evaluation metric is the function that maps the steps for the environment observed throughout the training to the median winning percentage (episode return for Predator-Prey) of the evaluation. We repeat each experiment with many independent training runs; results include median performance and percentiles ranging from 25% to 75%. We run the experiment 5 times independently in SMAC.

Our goal is to obtain as many samples from the environments as possible at a high rate so that we may accurately evaluate the convergence of each algorithm. Therefore, we use **eight rollout processes** for parallel sampling¹.

4 THE IMPORTANCE OF TRICKS

An implementation trick is an optimization in code that is unaccounted for in experimental design, but that may hold significant effects on the result. Our overarching goal is to understand the isolated performance of these MADRL algorithms more deeply. Therefore, we perform analysis on critically important settings and provide some suggestions

¹Our experiments can collect 10 million samples within 9 hours with a Core i7-7820X CPU and a GTX 1080 Ti GPU.

for tuning. The experiments in this section apply these tricks incrementally.

4.1 OPTIMIZATION

Study description. QMIX and the majority of its variant algorithms use RMSProp to optimize neural networks as it proves stable in SMAC. However, lack of momentum may slow convergence of the network. We therefore use Adam to optimize QMIX’s neural network:

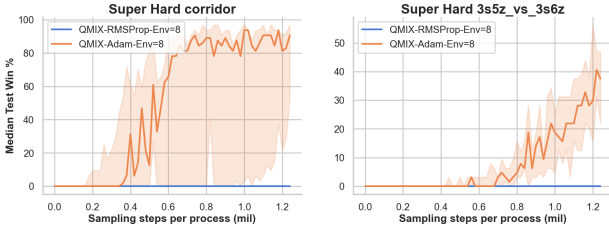


Figure 2: Eight rollout processes are used for sampling; samples are updated quickly. Adam significantly improves performance.

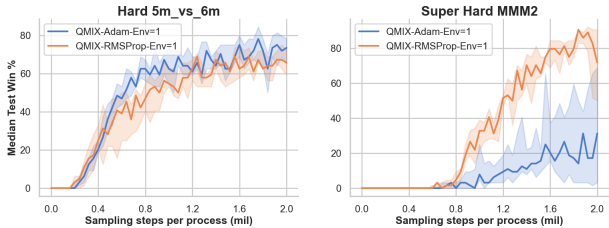


Figure 3: Only one rollout process is used for sampling; samples are updated slowly. The neural network optimized by Adam is prone to overfitting.

Interpretation. Figure 2 shows that Adam Kingma and Ba [2014] increases the win rate by 100% on the Super Hard map *corridor*. This is because Adam boosts the network’s convergence, allowing for full utilization of the large quantity of samples sampled in parallel. However, Figure 3 shows that when we use only one sampling process, samples are updated slower than with eight processes (the replay buffer size is fixed), and the neural network becomes prone to overfitting.

Recommendation. Use Adam and quickly update the samples.

4.2 ELIGIBILITY TRACES

Study description. Eligibility traces such as $TD(\lambda)$ Sutton and Barto [2018], $Q(\lambda)$ Peng and Williams [1994], and $TB(\lambda)$ Precup [2000] achieve a balance between return-based algorithms (where return refers to the sum of discounted rewards $\sum_t \gamma^t r_t$) and bootstrap algorithms (where

return refers to $r_t + V(s_{t+1})$), speeding up the convergence of reinforcement learning algorithms. Therefore, we study the application of $Q(\lambda)$ in QMIX:

$Q(\lambda)$ can be expressed as Eq. 11:

$$G_s^\lambda \doteq (1 - \lambda) \sum_{n=1}^{\infty} \lambda^{n-1} G_{s:s+n} \tag{11}$$

$$G_{s:s+n} \doteq \sum_{t=s}^{s+n} \gamma^{t-s} r_t + \gamma^{n+1} \max_u Q(x_{s+n+1}, u)$$

where λ is the discount factor of the traces and $(\prod_{s=1}^t \lambda) = 1$ when $t = 0$. When λ is set to 0, it is equivalent to 1-step bootstrap returns. When λ is set to 1, it is equivalent to Monte Carlo Sutton and Barto [2018] returns.

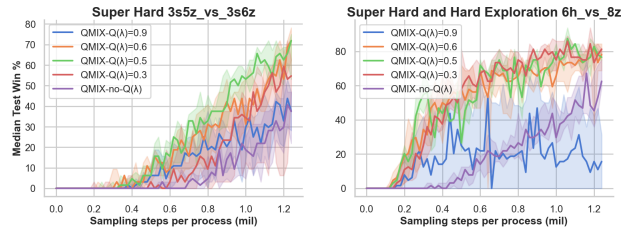


Figure 4: $Q(\lambda)$ significantly improves performance of QMIX, but large values of λ lead to instability in the algorithm.

Interpretation. Q networks without sufficient training usually have a large bias that impacts bootstrap returns. This is particularly the case in QMIX because its monotonicity constraint limits the model’s expressiveness. Figure 4 shows that $Q(\lambda)$ allows for faster convergence in our experiments by reducing this bias. However, large values of λ may lead to failed convergence due to variance and off-policy bias. Figure 4 shows that when λ is set to 0.9, it has a detrimental impact on the performance of QMIX.

Recommendation. Use $Q(\lambda)$ with a small value of λ .

4.3 REPLAY BUFFER SIZE

Study description. In Atari games and DQN, the experience replay buffer size is usually set to a large value. However, in multi-agent tasks, as the action space becomes larger than that of single-agent tasks, the distribution of samples changes more quickly. Therefore, we study the impact of the replay buffer size on the performance of QMIX.

Interpretation. Figure 5 shows that a large replay buffer size causes instability in QMIX’s learning. The causes of this phenomenon are as follows:

1. In multi-agent tasks, samples become obsolete more quickly than in single-agent tasks.

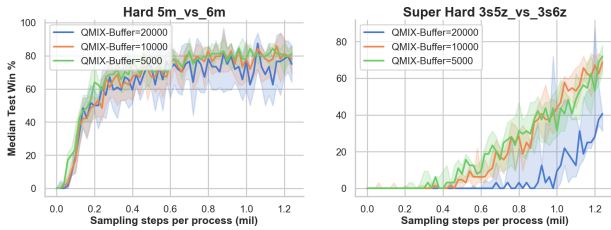


Figure 5: Setting the replay buffer size to 5000 episodes allows for QMIX’s learning to be more stable than by setting it to 20000 episodes.

2. As we discussed in Sec. 4.1, Adam performs better with samples with fast updates.
3. $Q(\lambda)$ converges more effectively with new samples than with old samples.

Recommendation. Use a small replay buffer size.

4.4 ROLLOUT PROCESS NUMBER

Study description. When we collect samples in parallel as is done in Advantage Actor-Critic (A2C), [Stooke and Abbeel \[2018\]](#) shows that when there is a defined total number of samples and either an inconsistent or an unspecified number of rollout processes, the median test performance becomes inconsistent. This study aims to perform analysis and provide insight on the impact of the number of processes on the final performance.

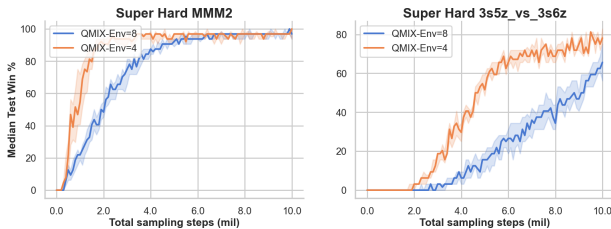


Figure 6: The results show that, given the total number of samples, fewer processes achieve better performance. We set the replay buffer size to be proportional to the number of processes to ensure that the novelty of the samples is consistent.

Interpretation. Under the A2C [Mnih et al. \[2016\]](#) training paradigm, the total number of samples can be calculated as follows:

$$S = E \cdot P \cdot I \quad (12)$$

S is the total number of samples, E is the number of samples in each episode, P is the number of rollout processes, and I is the number of policy iterations. Figure 6 shows that we are given both S and E ; the fewer the number of rollout

processes, the greater the number of policy iterations [Sutton and Barto \[2018\]](#); a higher number of policy iterations leads to an increase in performance. However, this also causes both longer training time and decreased stability.

Recommendation. Use fewer rollout processes when samples are difficult to obtain; otherwise, use more rollout processes.

4.5 EXPLORATION STEPS

Study description. In SMAC, some scenarios are hard to explore, such as $6h_vs_8z$, so the settings of ϵ -greedy become critically important. In this study, we analyze the effect of ϵ anneal period on performance:

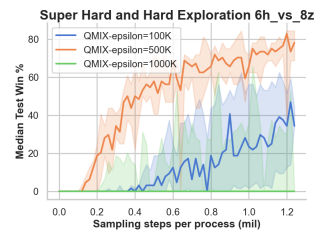


Figure 7: On the hard-to-explore scenario $6h_vs_8z$, a proper length for ϵ anneal period significantly improves performance.

Interpretation. As shown in Figure 7, increasing the length of the ϵ anneal period from 100K steps to 500K steps allows for a 38% increase in win rate in the Super Hard Exploration scenario $6h_vs_8z$. However, increasing this value to 1000K instead causes the model to collapse.

Recommendation. Increase the value of the ϵ anneal period to an appropriate length on hard-to-explore scenarios.

4.6 BONUS: REWARDS SHAPING

Study description. Table 1 shows the edge case that QMIX cannot solve. However, the reward function in MADRL is defined by the user; we investigate whether QMIX may learn a correct argmax by reshaping the task’s reward function without changing its goal.

| | | |
|-------------|------|------|
| 12.0 | -0.5 | -0.5 |
| -0.5 | 0 | 0 |
| -0.5 | 0 | 0 |

(a) Reshaped Payoff matrix

| | | |
|-------------|------|------|
| 12.0 | -0.3 | -0.3 |
| -0.3 | -0.3 | -0.3 |
| -0.3 | -0.3 | -0.3 |

(b) QMIX: Q_{tot}

Table 3: A non-monotonic matrix game in which we reshape the reward by replacing the insignificant reward -12 (in Table 1) with reward -0.5. QMIX may learn a Q_{tot} which has a correct argmax. Bold text indicates argmax reward.

Interpretation. The reward -12 in Table 1 does not assist

the agents in finding the optimal solution; as shown in Table 3, this non-monotonic matrix may be solved by simply replacing the insignificant reward -12 with -0.5. The reward shaping trick may also help QMIX learn more effectively in other non-monotonic tasks.

Recommendation. Increase the scale of the important rewards of the tasks and reduce the scale of rewards that may cause disruption.

4.7 TRICKS OVERALL IMPACT

As Table 4 shows, after adding the implementation tricks we defined above (without Reward Shaping), OurQMIX attains extraordinarily high win rates in all hard and super hard SMAC scenarios, far exceeding Vanilla-QMIX.

| Scenarios | Difficulty | Vanilla-QMIX | OurQMIX |
|---------------------|------------|--------------|------------------------------|
| <i>5m_vs_6m</i> | Hard | 84% | 90% |
| <i>3s_vs_5z</i> | Hard | 96% | 100% |
| <i>bane_vs_bane</i> | Hard | 100% | 100% |
| <i>2c_vs_64zg</i> | Hard | 100% | 100% |
| <i>corridor</i> | Super Hard | 0% | 100% |
| <i>MMM2</i> | Super Hard | 98% | 100% |
| <i>3s5z_vs_3s6z</i> | Super Hard | 3% | 85% (env=4) |
| <i>27m_vs_30m</i> | Super Hard | 56% | 100% |
| <i>6h_vs_8z</i> | Super Hard | 0% | 93% ($\lambda=0.3$) |

Table 4: Test results of OurQMIX and Vanilla-QMIX in all hard scenarios. These tricks tremendously improve upon QMIX’s performance.

5 RECONCEPTUALIZATION AND ANALYSIS

With an understanding of these tricks’ effects, we begin to reconceptualize their impact on some important conclusions. We organize this section into four subsections: (1) Retest these algorithms based on fair experimental settings, applying the same tricks we mention above. (2) Rethinking the problem: Does the monotonicity constraint limit the performance of cooperative algorithms? We propose a simple algorithm: RIIT, to verify the importance of the monotonicity constraint. (3) Then, we prove theoretically that monotonic mixing networks can represent Purely Cooperative Tasks (Def. 5.4).

5.1 OUR BENCHMARKS

Due to the fact that these algorithms apply different standards and implementation tricks for their experiments (as shown in B), it is difficult for researchers to evaluate the algorithms’ isolated performance; we define and unify the settings used across the following experiments:

1. We adjust the network size of each algorithm to a reasonable size.
2. We use Adam with a large batch size to optimize the neural networks of each algorithm.
3. To accelerate the convergence of the model, we use eligibility traces to estimate the TD target value for each algorithm.
4. We show all other changes made to the settings of these algorithms in Appendix B (Table 6 and 7).

We then retest these SOTAs based on the new settings; to ensure fairness, we do not use the best hyperparameters of QMIX to compare with other algorithms. As shown in Table 5, the test results actually indicate that WQMIX and Qatten in isolated form lead to lower performance than QMIX. Figure 8 shows that QPLEX’s policy collapses in the test of Super Hard *6h_vs_8z* and *corridor*. Excitingly, the convergence of QPLEX is faster than QMIX in *3s5z_vs_3s6z*, which we believe comes from its complex attention mechanism and large number of parameters. Figure 8 and Table 5 also show that when sample size and network size are reduced, LICA has terrible performance; Figure 9 and Table 5 show that each of the algorithms achieve good performance on Cooperative Predator-Prey. Surprisingly, the baseline QMIX achieves SOTA in these cooperative tasks, and the simplest VDN² is also relatively effective.

5.2 ALBATION STUDY OF MONOTONICITY

Therefore, based on the following facts:

1. Table 5 shows these new algorithms have weaker monotonicity constraint and do not have better performance than QMIX and VDN (*6h_vs_8z*).
2. de Witt et al. [2020] shows that the monotonicity constraint attains performance boosts in continuous cooperative tasks (the Continuous Predator-Prey and Multi-agent Mujoco de Witt et al. [2020]).

We speculate that the monotonicity constraint holds significant implications for some cooperative tasks. To further verify the importance of monotonicity and improve the performance of policy-based algorithms, we propose an end-to-end policy-based algorithm, combining LICA with a monotonic mixing network; we make the following optimizations based on LICA:

1. Replace the policy mixing critic in LICA with **monotonic mixing critic**, as shown in Figure 10.
2. First, use **offline samples** to train the critic network with 1-step TD error loss.
3. Then, use **online samples** to train actor end-to-end (by Eq.10) and critic with TD(λ).

²VDN requires that $Q_{tot} = \sum_i^N Q_i$ holds.

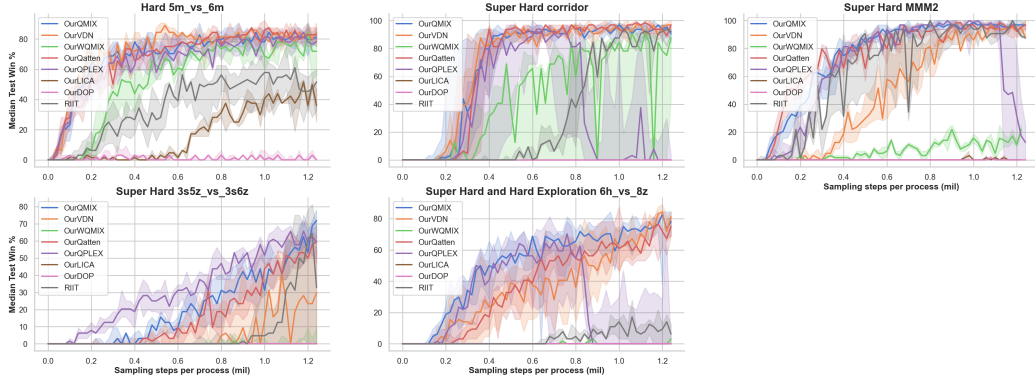


Figure 8: Median test win rate of SOTA MADRL algorithms. After unifying settings to leverage each of these tricks, QMIX achieves the best performance among all algorithms.

| Algorithms | Mixing Net Size | 5m_vs_6m | 3s5z_vs_3s6z | corridor | 6h_vs_8z | MMM2 | Cooperative Predator-Prey |
|----------------|-----------------|------------|--------------|-------------|------------|-------------|---------------------------|
| OurQMIX (VB) | 41K | 90% | 75% | 100% | 84% | 100% | 40 |
| OurVDN (VB) | 0K | 90% | 43% | 98% | 87% | 96% | 39 |
| OurQatten (VB) | 58K | 90% | 62% | 100% | 68% | 100% | - |
| OurQPLEX (VB) | 152K | 90% | 68% | 96% | 78% | 100% | 39 |
| OurWQMIX (VB) | 247K | 90% | 6% | 96% | 78% | 23% | 39 |
| OurLICA (PG) | 208K | 53% | 0% | 0% | 3% | 0% | 30 |
| OurDOP (PG) | 122K | 9% | 0% | 0% | 0% | 0% | 32 |
| RIIT (PG) | 69K | 62% | 68% | 100% | 19% | 100% | 38 |

Table 5: Median test win rate (episode return) of SOTA MADRL algorithms. PG denotes Policy-gradient; VB denotes Value-based. The Mixing(Critic) Net size is calculated under 6h_vs_8z.

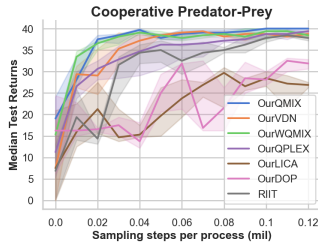


Figure 9: Median episode return of SOTA algorithms on Cooperative Predator-Prey (Appendix A). Each of the algorithms achieve good performance.

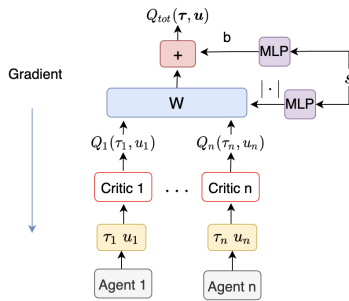


Figure 10: Architecture for RIIT. $|\cdot|$ denotes absolute value operation, implementing the monotonicity constraint of QMIX. W denotes the non-negative mixing weights.

Our newly designed algorithm RIIT decomposes training into offline and online phases. Training actors with online samples improves learning stability³. Furthermore, the offline training phase improves sample efficiency for critic networks. Since RIIT is trained end-to-end, it may also be used for continuous control tasks. Figure 11 and 12 demonstrate that the monotonicity constraint significantly improves the performance of RIIT, which provides support for our speculation. Table 5 also shows that RIIT performs best among all policy-based multi-agent algorithms.

5.3 THEORETICAL ANALYSIS

We find that the monotonicity constraint is important in the Super Hard scenarios of SMAC. To better understand the phenomenon, we perform a theoretical analysis on the monotonicity constraint:

Definition 5.1. Cooperative tasks. For a task with N agents ($N > 1$), all agents have a common goal.

Assumption 5.1. For cooperative tasks with N agents, marked as a set of agents \mathbb{N} ; given the true state s , the global Q_{tot} may be represented by a nonlinear mapping of individual $Q_i, i \in \mathbb{N}$, i.e., $Q_{tot} = f_\phi(s; Q_1, Q_2, \dots, Q_N)$.

³Cobbe et al. [2020] shows that actor-networks generally have a lower tolerance for sample reuse than critic networks

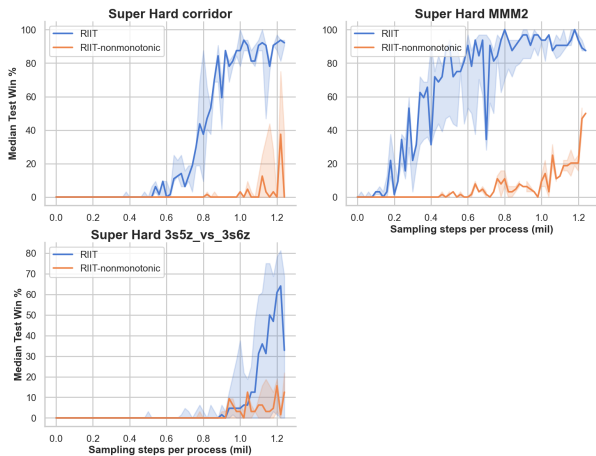


Figure 11: Comparing RIIT with and without monotonicity constraint (remove absolute value operation) on SMAC.

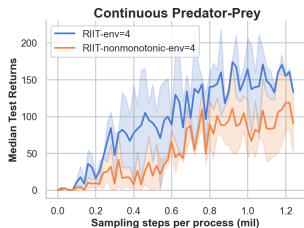


Figure 12: Comparing RIIT with and without monotonicity constraint (remove absolute value operation) on Continuous Predator-Prey de Witt et al. [2020].

Definition 5.2. Hu’s Cooperative Tasks. Given a cooperative task with a set of agents \mathbb{N} . For all states s of the task, if there is a subset $\mathbb{K} \subseteq \mathbb{N}$, $\mathbb{K} \neq \emptyset$, where the $Q_i, i \in \mathbb{K}$ increases while the other $Q_j, j \notin \mathbb{K}$ are fixed, this will lead to an increase in Q_{tot} .

As a counterexample, the social dilemma (collective action problem) is not a Hu’s Cooperative task.

Definition 5.3. Competitive For agents i and j , we say that agents i and j are competitive if either an increase in Q_i leads to a decrease in Q_j or an increase in Q_j leads to a decrease in Q_i .

Definition 5.4. Purely Cooperative Tasks. Hu’s cooperative tasks without competitive cases.

Proposition 5.1. Purely Cooperative Tasks may be represented by monotonic mixing networks.

Proof. For a Hu’s cooperative task, if there is a case (state s) that cannot be represented by a monotonic mixing network, i.e., $\frac{\partial Q_{tot}(s)}{\partial Q_i} < 0$, then an increase in Q_i must lead to a decrease in $Q_j, j \neq i$ (since there is no Q_j decrease, by Def. 5.2, the constraint $\frac{\partial Q_{tot}(s)}{\partial Q_i} < 0$ does not hold). Therefore, by

Def. 5.3 this cooperative task has a competitive case which means it is not a Purely Cooperative Task. \square

Since SMAC provides a shaped reward signal in which some positive (negative) reward after enemy (allied) units are killed and/or there is a positive (negative) bonus for winning (losing) the battle, the SMAC is a Purely Cooperative Task. As shown in Figure 13: (1) the outermost circle indicates the parameter space without any constraints; (2) by Proposition 5.1, the optimal solutions of Purely Cooperative Tasks and the parameter space with the monotonicity constraint are highly overlapping. Therefore, the monotonicity constraint avoids searching for the optimal solution in an invalid parameter space and significantly improves sample efficiency.

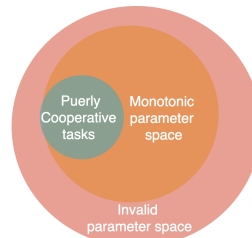


Figure 13: The relationship between monotonic parameter space (monotonic mixing network) and Puerly Cooperative Tasks.

6 RELATED WORKS

The work most closely related to our paper we find is Engstrom et al. [2020], which investigates code-level optimizations based on PPO Schulman et al. [2017] code and concludes that the majority of performance differences between PPO and TRPO originate from code tricks. Andrychowicz et al. [2020] investigates the influence of tricks on the performance of PPO and provides tuning optimizations.

7 CONCLUSION

In this study, we investigate the influence of tricks on the performance of QMIX and provide tuning optimizations. Furthermore, we find QMIX’s monotonicity constraint improves sample efficiency in some cooperative tasks. Our research also poses a new question: how can we preserve high sample efficiency of the monotonicity constraint while also making it capable of representing any task?

A COOPERATIVE PREDATOR-PREY

de Witt et al. [2020] shows that monotonicity constraints improve the performance of FacMADDPG in the Continuous Predator-Prey de Witt et al. [2020], which is purely

| Algorithms | LICA | OurLICA | DOP | OurDOP | RIIT |
|----------------------|---------------------|-------------------------------------|---|---|---------------------|
| Optimizer | Adam | Adam | RMSProp | Adam | Adam |
| Batch Size(episodes) | 32 | 32 | Off=32, On=32 | Off=64, On=32 | Off=64, On=32 |
| Eligibility traces | TD($\lambda=0.8$) | TD($\lambda=0.6$) | TD($\lambda=0.8$), TB($\lambda=0.93$) | TD($\lambda=0.6$), TB($\lambda=0.9$) | TD($\lambda=0.6$) |
| Exploration | Adapt Ent=0.06 | Adapt Ent=0.06 | Anneal Noise=500K steps | Adapt Ent=0.0005 | Adapt Ent=0.03 |
| Critic-Net Size | 29696K | 208K | 122K | 122K | 69K |
| Rollout Processes | 32 | 8 | 4 | 8 | 8 |

Table 6: Setting of Policy-based algorithms.

| Algorithms | Vanilla-QMIX | OurQMIX | Qatten | OurQatten | QPLEX | OurQPLEX | WQMIX | OurWQMIX |
|-------------------------|--------------|-------------|--|-------------|---------|-------------|---------|-------------|
| Optimizer | RMSProp | Adam | RMSProp | Adam | RMSProp | Adam | RMSProp | Adam |
| Batch Size (epi.) | 128 | 128 | 32 | 128 | 32 | 128 | 32 | 128 |
| Q(λ) | 0 | 0.6 | 0 | 0.6 | 0 | 0.6 | 0 | 0.6 |
| Attention Heads | - | - | 4 | 4 | 10 | 4 | - | - |
| Mixing-Net Size | 41K | 41K | 58K | 58K | 476K | 152K | 247K | 247K |
| ϵ Anneal Steps | | | 50K \rightarrow 500K for 6h_vs_8z, 100 K for others | | | | | |
| Rollout Processes | 8 | 8 | 1 | 8 | 1 | 8 | 1 | 8 |

Table 7: Setting of Value-based algorithm.

cooperative. However, the variant of Predator-Prey (from [Böhmer et al. \[2020\]](#)) in WQMIX is relatively competitive (penalties are given if only one predator catches the prey (not two predators at the same time))⁴. For Cooperative Predator-Prey, we remove the above penalties in the variant of Predator-Prey (from [Böhmer et al. \[2020\]](#)) to ensure that the environment is purely cooperative.

B OMITTED SETTINGS

B.1 EXPERIMENTAL FAIRNESS

The implementation tricks and comparison standards of these SOTA MADRL algorithms are inconsistent; some of these tricks are shown below:

1. DOP sets its process count to half that of QMIX to increase policy iterations
2. LICA uses Adam to optimize the network, while RMSProp is used in QMIX to optimize the network.
3. The enormous critic network of LICA is thousands of times larger than the mixing network of QMIX. In addition, the mixing network of WQMIX and QPLEX are five and ten times larger, respectively, than that of QMIX.
4. LICA and DOP use eligibility traces to estimate TD target values but unfairly make a direct comparison with the performance of QMIX, which does not use eligibility traces.

⁴This penalty makes it necessary for two predators to capture or not to capture the prey at the same time. If a diligent predator prefers to capture the prey and the other lazy one does not, then they have conflicting interests.

5. QPLEX uses a 'buffer warmup', which involves beginning training the network after the specified number of samples in the replay buffer is reached.

We unify these settings for experimental fairness, and we avoid using the best hyperparameters of QMIX to compare with other algorithms. Table 6 and 7 shows our settings for the these algorithms. The network size is calculated under 6h_vs_8z. where 'Our' denotes the new settings.

B.2 LEARNING RATE AND OTHER SETTINGS

For LICA, we set the learning rate of the agent network to 0.0025 and the critic network's learning rate to 0.0005. For DOP, we set the agent network's learning rate to 0.0005 and the learning rate of the critic network to 0.0001. For RIIT, we set the learning rates of neural networks to 0.001. For Cooperative Predator-Prey, we set Adaptive Entropy to 0.06.

For all value-based algorithms, neural networks are trained with 0.001 learning rate, and we use ϵ -greedy action selection, decreasing ϵ from 1 to 0.05 over n-time steps (n can be found in Table 7) for exploration. Also, we update the target network every 200 episodes. Specifically, we use OW-QMIX in WQMIX as the baseline.

All mixing networks and agent networks are the same as in QMIX [Rashid et al. \[2018\]](#). For the discount factor, we set $\gamma = 0.99$. For SMAC, the size of all replay buffers is set to 5000 episodes. For the Cooperative Predator-Prey, we set the buffer size to 1000 episodes and all λ are set to 0.5.

In the tuning stage, we experiment on more than five sets of settings for each algorithm. We use StarCraft 2 Version B75689 (SC2.4.10) in our experiments.

References

- Marcin Andrychowicz, Anton Raichuk, Piotr Stańczyk, Manu Orsini, Sertan Girgin, Raphael Marinier, Léonard Hussenot, Matthieu Geist, Olivier Pietquin, Marcin Michalski, Sylvain Gelly, and Olivier Bachem. What Matters In On-Policy Reinforcement Learning? A Large-Scale Empirical Study. *arXiv:2006.05990*, 2020.
- Wendelin Böhmer, Vitaly Kurin, and Shimon Whiteson. Deep coordination graphs. In *International Conference on Machine Learning*, 2020. URL <https://arxiv.org/abs/1910.00091>.
- Karl Cobbe, Jacob Hilton, Oleg Klimov, and John Schulman. Phasic policy gradient. *arXiv preprint arXiv:2009.04416*, 2020.
- Christian Schroeder de Witt, Bei Peng, Pierre-Alexandre Kamienny, Philip Torr, Wendelin Böhmer, and Shimon Whiteson. Deep Multi-Agent Reinforcement Learning for Decentralized Continuous Cooperative Control. *arXiv preprint arXiv:2003.06709*, 2020.
- Logan Engstrom, Andrew Ilyas, Shibani Santurkar, Dimitris Tsipras, Firdaus Janoos, Larry Rudolph, and Aleksander Madry. Implementation Matters in Deep Policy Gradients: A Case Study on PPO and TRPO. *arXiv:2005.12729*, 2020.
- Pablo Hernandez-Leal, Michael Kaisers, Tim Baarslag, and Enrique Munoz de Cote. A survey of learning in multi-agent environments: Dealing with non-stationarity. *arXiv preprint arXiv:1707.09183*, 2017.
- Diederik P Kingma and Jimmy Ba. Adam: A method for stochastic optimization. *arXiv preprint arXiv:1412.6980*, 2014.
- Landon Kraemer and Bikramjit Banerjee. Multi-agent reinforcement learning as a rehearsal for decentralized planning. *Neurocomputing*, 190:82–94, 2016. ISSN 09252312. doi: 10.1016/j.neucom.2016.01.031.
- Anuj Mahajan, Tabish Rashid, Mikayel Samvelyan, and Shimon Whiteson. MAVEN: Multi-Agent Variational Exploration. *arXiv preprint arXiv:1910.07483*, 2020.
- Volodymyr Mnih, Adrià Puigdomènech Badia, Mehdi Mirza, Alex Graves, Timothy P. Lillicrap, Tim Harley, David Silver, and Koray Kavukcuoglu. Asynchronous Methods for Deep Reinforcement Learning. *arXiv:1602.01783*, 2016.
- Michael Neunert, Abbas Abdolmaleki, Markus Wulfmeier, Thomas Lampe, Tobias Springenberg, Roland Hafner, Francesco Romano, Jonas Buchli, Nicolas Heess, and Martin Riedmiller. Continuous-discrete reinforcement learning for hybrid control in robotics. In *Conference on Robot Learning*, pages 735–751. PMLR, 2020.
- Sylvie CW Ong, Shao Wei Png, David Hsu, and Wee Sun Lee. Pomdps for robotic tasks with mixed observability. 5:4, 2009.
- Jing Peng and Ronald J Williams. Incremental multi-step q-learning. In *Machine Learning Proceedings 1994*, pages 226–232. Elsevier, 1994.
- Doina Precup. Eligibility traces for off-policy policy evaluation. *Computer Science Department Faculty Publication Series*, page 80, 2000.
- Tabish Rashid, Mikayel Samvelyan, Christian Schroeder de Witt, Gregory Farquhar, Jakob Foerster, and Shimon Whiteson. QMIX: Monotonic Value Function Factorisation for Deep Multi-Agent Reinforcement Learning. *arXiv preprint arXiv:1803.11485*, 2018.
- Tabish Rashid, Gregory Farquhar, Bei Peng, and Shimon Whiteson. Weighted QMIX: Expanding Monotonic Value Function Factorisation. *arXiv preprint arXiv:2006.10800*, 2020.
- Mikayel Samvelyan, Tabish Rashid, Christian Schroeder de Witt, Gregory Farquhar, Nantas Nardelli, Tim G. J. Rudner, Chia-Man Hung, Philip H. S. Torr, Jakob Foerster, and Shimon Whiteson. The StarCraft Multi-Agent Challenge. *arXiv preprint arXiv:1902.04043*, 2019.
- John Schulman, Filip Wolski, Prafulla Dhariwal, Alec Radford, and Oleg Klimov. Proximal policy optimization algorithms. *arXiv preprint arXiv:1707.06347*, 2017.
- Kyunghwan Son, Sungsoo Ahn, Roben Delos Reyes, Jinwoo Shin, and Yung Yi. QTRAN++: Improved Value Transformation for Cooperative Multi-Agent Reinforcement Learning. *arXiv:2006.12010*, 2020.
- Adam Stooke and Pieter Abbeel. Accelerated methods for deep reinforcement learning. *arXiv preprint arXiv:1803.02811*, 2018.
- Peter Sunehag, Guy Lever, Audrunas Gruslys, Wojciech Marian Czarnecki, Vinicius Zambaldi, Max Jaderberg, Marc Lanctot, Nicolas Sonnerat, Joel Z. Leibo, Karl Tuyls, and Thore Graepel. Value-Decomposition Networks For Cooperative Multi-Agent Learning. *arXiv preprint arXiv:1706.05296*, 2017.
- Richard S Sutton and Andrew G Barto. *Reinforcement learning: An introduction*. MIT press, 2018.
- Oriol Vinyals, Igor Babuschkin, Wojciech M Czarnecki, Michaël Mathieu, Andrew Dudzik, Junyoung Chung, David H Choi, Richard Powell, Timo Ewalds, Petko Georgiev, et al. Grandmaster level in starcraft ii using multi-agent reinforcement learning. *Nature*, 575(7782): 350–354, 2019.

Jianhao Wang, Zhizhou Ren, Terry Liu, Yang Yu, and Chongjie Zhang. QPLEX: Duplex Dueling Multi-Agent Q-Learning. *arXiv:2008.01062*, 2020a.

Yihan Wang, Beining Han, Tonghan Wang, Heng Dong, and Chongjie Zhang. Off-Policy Multi-Agent Decomposed Policy Gradients. *arXiv:2007.12322*, 2020b.

Ziyu Wang, Tom Schaul, Matteo Hessel, Hado Hasselt, Marc Lanctot, and Nando Freitas. Dueling network architectures for deep reinforcement learning. In *International conference on machine learning*, pages 1995–2003. PMLR, 2016.

Yaodong Yang, Jianye Hao, Ben Liao, Kun Shao, Guangyong Chen, Wulong Liu, and Hongyao Tang. Qatten: A General Framework for Cooperative Multiagent Reinforcement Learning. *arXiv preprint arXiv:2002.03939*, 2020.

Meng Zhou, Ziyu Liu, Pengwei Sui, Yixuan Li, and Yuk Ying Chung. Learning Implicit Credit Assignment for Multi-Agent Actor-Critic. *arXiv preprint arXiv:2007.02529*, 2020.