

Hyperparameter Optimization Is Deceiving Us, and How to Stop It

A. Feder Cooper¹ Yucheng Lu¹ Christopher De Sa¹

I will suppose...an evil genius, supremely powerful and clever, who has directed his entire effort at deceiving me. I will regard the heavens, the air, the earth, colors, shapes, sounds, and all external things as nothing but the bedeviling hoaxes of my dreams, with which he lays snares for my credulity...even if it is not within my power to know anything true, it certainly is within my power to take care resolutely to withhold my assent to what is false, lest this deceiver, however powerful, however clever he may be, have any effect on me. — Descartes

Abstract

While hyperparameter optimization (HPO) is known to greatly impact learning algorithm performance, it is often treated as an empirical afterthought. Recent empirical works have highlighted the risk of this second-rate treatment of HPO. They show that inconsistent performance results, based on choice of hyperparameter subspace to search, are a widespread problem in ML research. When comparing two algorithms, \mathcal{J} and \mathcal{K} , searching one subspace can yield the conclusion that \mathcal{J} outperforms \mathcal{K} , whereas searching another can entail the opposite result. In short, your choice of hyperparameters can deceive you. We provide a theoretical complement to this prior work: We analytically characterize this problem, which we term *hyperparameter deception*, and show that grid search is inherently deceptive. We prove a defense with guarantees against deception, and demonstrate a defense in practice.

1. Introduction

Unlike the learned output parameters of a ML model, hyperparameters are inputs provided to the learning algorithm that guide the learning process (Claesen & Moor, 2015; Feurer & Hutter, 2019). While hyperparameters are known to greatly influence overall ML algorithm performance (e.g., convergence rate, correctness, generalizability), research papers that do not focus explicitly on mechanisms of hyperparameter optimization (HPO) tend to treat hyperparameter selection as an empirical afterthought (Bergstra & Bengio,

2012; Sivaprasad et al., 2020; Melis et al., 2018). The learning problem is of primary theoretical interest. HPO particulars are relegated to the realm of empirical curiosity (Wilson et al., 2017; Schneider et al., 2019; Chen et al., 2018) — “just an engineering problem” at the boundary of what ML research treats as “real science” (Gieryn, 1983).

This is evident from common practices in the literature to conduct HPO: It is typical to pick a small subspace of possible hyperparameters and to perform grid search or random search over that subspace. This involves comparing the empirical performance of the resulting trained models, and then deploying or reporting on the model that performs best in terms of a chosen validation metric (Feurer & Hutter, 2019; John, 1994; Hsu et al., 2003; Wilson et al., 2017; Larochelle et al., 2007). For grid search, the points in the subspace constituting the grid are often manually set to “folklore” parameters—values put forth in now-classic papers as good rules-of-thumb concerning, for example, how to set the learning rate (Larochelle et al., 2007; LeCun et al., 1998; Hinton, 2012; Pedregosa et al., 2011).

This kind of ad-hoc decision-making in HPO, while generally accepted in the ML community, does not reflect a search for scientific truth about performance. The chosen hyperparameters might appear to entail application-specific, desirable empirical performance; however, this process provides no actual insights or assurances concerning whether the selected hyperparameters are the optimal choice.

Why does the ML community accept this rather capricious standard for HPO, especially since it is known to have a huge impact on performance? One answer is that HPO is expensive. The search space is enormous, suffering from the curse of dimensionality; learning, which is also expensive, has to be run for each hyperparameter configuration tested. There are clear efficiency benefits from using an easy-to-implement method like grid search with grid points that other published papers have already vetted, as opposed to more complex methods (Bergstra et al., 2011). Another

¹Department of Computer Science, Cornell University, Ithaca, New York, United States. Correspondence to: A. Feder Cooper <afc78@cornell.edu>, Yucheng Lu <y12967@cornell.edu>, Christopher De Sa <cdesa@cs.cornell.edu>.

answer is that there has not been a strong push to do HPO differently. To publish, researchers are incentivized to show that their new method performs better than a baseline from prior work. In the degenerate case, much like p-hacking in statistics (Gelman & Loken, 2019), this can involve tweaking the hyperparameters or grid search points until yielding a positive result. If the performance results are “good enough,” then it might not be worth the effort to evaluate whether the hyperparameter choices are suboptimal; as long as the HPO procedure “seems reasonable,” a researcher can pass review.

Taken together, these factors have created an environment in which HPO is neglected relative to the “flashier” learning problem. Yet there is now an emerging consensus to stop neglecting it. In recent years, many have argued that insufficient attention has been paid to the origins of empirical gains in ML—that it is often impossible to disentangle whether measured performance improvements are due to properties inherent to the learning algorithm under examination or to well-chosen (or lucky) hyperparameters (Lipton & Steinhardt, 2018; Musgrave et al., 2020; Sivaprasad et al., 2020; Choi et al., 2019; Bouthillier et al., 2019). Yet, this prior work does not suggest a potential path forward for addressing this problem with theoretical rigor.

We argue that **the process of drawing conclusions using HPO should itself be an object of study**. Our contribution is to put forward, to the best of our knowledge, the first theoretically-backed characterization for making conclusions we can trust about algorithm performance using HPO. We address theoretically the following empirically-observed problem: When comparing two algorithms, \mathcal{J} and \mathcal{K} , searching one subspace can pick hyperparameters that yield the conclusion that \mathcal{J} outperforms \mathcal{K} , whereas searching another can select hyperparameters that entail the opposite result. In short, your choice of hyperparameters can deceive you—a problem that we term *hyperparameter deception*. We formalize this problem and prove a defense to counteract it. In summary:

- We provide an intuition for the problem of hyperparameter deception (Section 3).
- We offer a formal definition for the process of drawing conclusions from running HPO, which we call epistemic HPO (EHPO) (Section 4).
- We characterize a logical system for reasoning about EHPO, which enables us to reason formally about hyperparameter deception (Section 5).
- We exercise the utility of our formalization: It can describe scenarios of deception and enable guaranteeing a method of defense against it (Section 6).

2. Hyperparameter Optimization

We start by providing the necessary background on hyperparameter optimization. Running supervised learning is often

thought of as a double-loop optimization problem, H :

$$\arg \min_{\lambda \in \Lambda} \mathbb{E}_x [\mathcal{L}_{\text{HPO}}(x; \mathcal{A}_\lambda(\mathcal{M}_\lambda, X_{\text{train}}))] = \lambda^* \quad (1)$$

The inner-loop optimization problem, marked in blue, is what is typically called “training.” It learns the parameters θ of some model \mathcal{M}_λ by running a training algorithm \mathcal{A}_λ on a training set X_{train} . This is usually done to minimize some training loss function $\mathcal{L}_{\text{train}}$ via an algorithm such as stochastic gradient descent. Both the inner-loop training algorithm and the model are parameterized by a vector of *hyperparameters* λ (e.g. the learning rate and network size).

The outer-loop optimization problem is to find hyperparameters λ^* from a set of allowable hyperparameters Λ : λ^* results in a trained model that performs the best in expectation on “fresh” examples x drawn from the same source as the training set, as measured by some loss \mathcal{L}_{HPO} . An algorithm H that attempts this task is called a *hyperparameter optimization* (HPO) procedure. In practice, HPO is complicated by the fact that, since we do not have access to the distribution from which the x are sampled, we cannot calculate the expected loss exactly. Instead, it is standard to use a validation dataset distinct from the training dataset to compute an approximation, which is used to determine λ^* .

From these definitions comes the natural question: How do we pick the Λ within which H looks for the best-performing λ^* ? Often, Λ is hand-picked: It is common to refer to “folklore parameters” suggested by classic papers as good “tips” and “tricks” for yielding good performance (LeCun et al., 1998; Hinton, 2012). H in this case involves manually testing these popular options and selecting the λ that performs best on the chosen validation metric. More principled methods include grid search, which has been used for decades (John, 1994), and random search, popularized by Bergstra & Bengio (2012). For the former, HPO evaluates \mathcal{A}_λ on a grid of hyperparameter values λ , constructed by picking a set for each hyperparameter and taking the Cartesian product. For the latter, the values in each tested configuration λ are randomly sampled from chosen distributions.

Importantly, both of these algorithms are parameterized themselves: Random search requires distributions from which to sample and grid search requires inputting the spacing between different configuration points in the grid. We call these HPO-procedure-input values *hyper-hyperparameters*. With this, we can define HPO formally.

Definition 1. An HPO procedure H is a tuple $(H_*, \mathcal{S}, \Lambda, \mathcal{A}, \mathcal{M}, X)$ where H_* is a randomized algorithm, \mathcal{S} is a set of allowable hyper-hyperparameters, Λ is a set of allowable hyperparameters, \mathcal{A} is a learning algorithm, \mathcal{M} is a model, and X is some dataset (usually split into train and validation sets). When run, H_* takes as input a hyper-hyperparameter configuration $s \in \mathcal{S}$, then proceeds to run \mathcal{A}_λ (on \mathcal{M} using data from X) some number of times

for different hyperparameters $\lambda \in \Lambda$. Finally, H_* outputs a tuple $(\lambda^*, \theta^*, T, \ell)$, where λ^* is the optimal hyperparameter choice, θ^* are the corresponding parameters found for \mathcal{M}_{λ} , T is the total amount of time the HPO algorithm took to run, and ℓ is a **log** that records all the choices and measurements made during HPO. The log has all of the information necessary to make running H reproducible.

The log can be thought of as everything we need to produce the results of a data table in a research paper and the code used to produce those results: the random seed used, the choice of hyper-parameters, information about the learning task, properties of the learning algorithm, and all of the observable performance results.

Differing Goals: Deployment vs. Scientific Knowledge

Running H is a crucial part of model development, regardless of whether one is producing a model to deploy in the real world or doing ML research. However, the goals of these activities differ: ML practitioners aim to deploy the best possible model for solving a particular task, whereas the ML research community aims to discover knowledge.

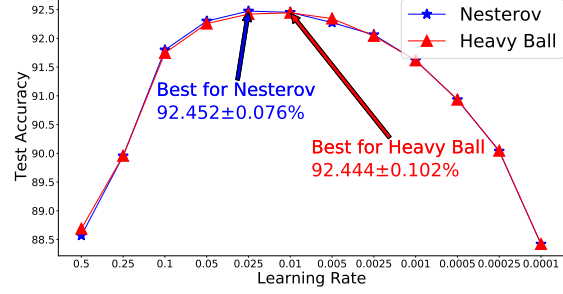
A practitioner picks a particular set of hyper-parameters and runs H for *model selection*: The \mathcal{M}_{λ^*} with parameters θ^* learned via \mathcal{A}_{λ^*} is the one that performs the best (in terms of minimizing \mathcal{L}_{HPO}), and is deployed as the chosen model to solve the learning task at hand. It is well known and supported empirically that the λ^* that yield the selected model greatly affect model generalization error and thus overall ML performance (Bishop, 1995; Feurer & Hutter, 2019).

In contrast, a researcher executes H as part of an empirical, scientific procedure to try to make more general conclusions about overall algorithm performance. They specify different training algorithms and a learning task, run potentially many HPO passes, and try to develop knowledge regarding whether one of the algorithms outperforms the others. Despite these different aims, most ML research work has followed a procedure similar to what ML practitioners do. A researcher runs HPO (perhaps a few times) for the algorithm under evaluation, until they achieve and can report results (and logs) that align with the argument they want to make about the algorithm’s performance. This process is rather ad-hoc and does not necessarily yield reliable knowledge about the algorithm’s performance more generally.

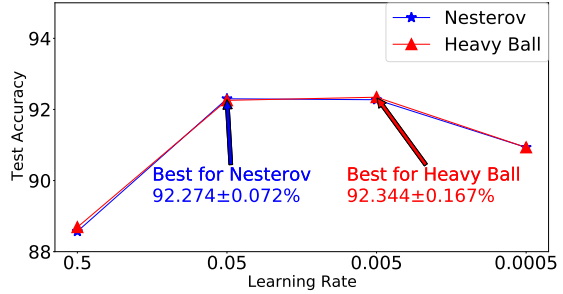
Our goal is to study HPO in this scientific-knowledge sense: We want to develop ways to reason about how we derive knowledge from empirical investigations involving HPO.

3. Illustrating Deception: Intuition

Studying grid search demonstrates the need for bringing rigor to how we draw conclusions from HPO. How we set the hyper-parameters to determine the search grid



(a) Test accuracy with a fine-grained (factor-of-2) grid. We conclude Nesterov performs the best.



(b) Test accuracy with a coarse-grained (factor-of-10) grid. We conclude that heavy ball performs the best.

Figure 1. Comparing test accuracy of Nesterov acceleration and heavy ball in logistic regression on MNIST for different learning rates, on a fine-grained grid (a) and coarse-grained grid (b). Each point contains an error bar within 0.2%.

can directly impact our conclusions. Using different grids makes it possible to draw contradictory conclusions about algorithm performance—an observation that informs our formalization for reasoning about hyperparameter deception in Section 5. Before introducing this formalization, we first explain by example the intuition behind deception.

While methods like GD and SGD have been used for decades, and are guaranteed to converge to the global minimum on convex learning problems, developing new methods for solving convex problems at scale is an active area of research. It is common to develop a new algorithm and then compare it against a baseline: The two methods are trained for the same training budget and then compared to see which has superior performance.

We compare two commonly-used momentum-based SGD variants: SGD with Nesterov acceleration (Liu & Belkin, 2018) and SGD with heavy ball momentum (Gadat et al., 2018) for logistic regression on MNIST (Figure 1). These algorithms are of a similar flavor; they both modify the update of SGD with a momentum term, so it is natural to compare their performance. We apply grid search on the learning rate and compare the final test accuracy. How we set the hyper-parameters for grid spacing can lead to

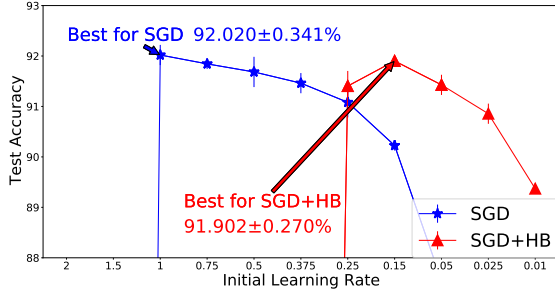


Figure 2. Demonstrating *hyperparameter deception* in [Wilson et al. \(2017\)](#)’s VGG16 experiment. Following their original experiments, we obtain these results by using 5 different seeds and averaging. Each point contains an error bar within 0.3%

logically inconsistent conclusions. Figure 1a, which uses a finer-grained powers-of-2 grid, leads to the conclusion that Nesterov performs best, while the coarser powers-of-10 grid in 1b leads to the contradictory conclusion that heavy ball gives superior performance (See Appendix). In short, we can be deceived into concluding the wrong method performs better based on how we specify the grid.

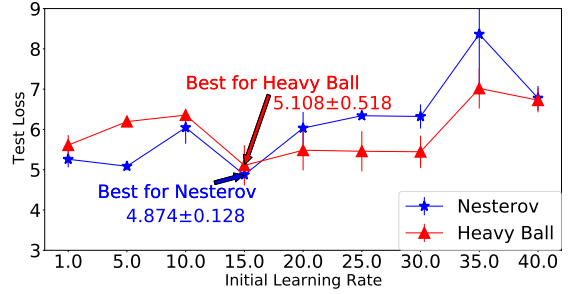
Illustrating deception in ML research.

We emphasize that being inadvertently deceived by HPO is a real problem, even in excellent research; it is not limited to our toy example above. We found instances of this phenomenon in well-cited papers across multiple domains: [Wilson et al. \(2017\)](#), in which they compare different optimizers training VGG16 on CIFAR10, and [Merity et al. \(2016\)](#)’s experiments with a LSTM on Wikitext-2.

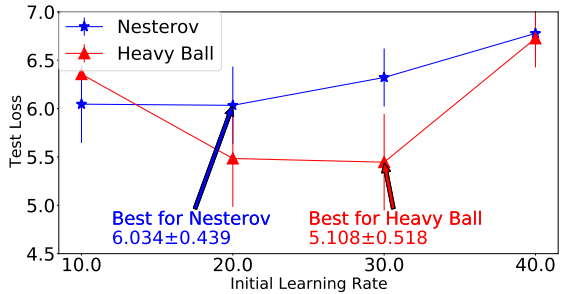
For [Wilson et al. \(2017\)](#), we focus on the comparison between SGD and SGD with heavy ball momentum and plot our grid search results¹ in Figure 2. The original step size α grid from [Wilson et al. \(2017\)](#) is $\{2, 1, 0.5, 0.25, 0.05, 0.01\}$ and the best test accuracy occurs for SGD at $\alpha = 1$. However, when we change the grid range for α to be $\{1.5, 0.75, 0.375, 0.15, 0.025\}$ —notably excluding $\alpha = 1$ —we get the opposite conclusion: SGD with heavy ball performs the best in terms of test accuracy, when $\alpha = 0.15$. For [Merity et al. \(2016\)](#), we train a tied LSTM model in a language modeling task on the Wikitext-2 dataset for 50 epochs. We observed similarly contradicting results: For a fine-grained grid we conclude that Nesterov outperforms heavy ball, while for a coarser-grained grid, we conclude the opposite.

Together these results reveal that, even in highly cited and respected experiments, it is possible to be deceived; we can draw inconsistent conclusions simply by changing the hyperparameter for grid spacing. More detailed figures can be found in the Appendix.

¹Our final accuracy is within 0.3% of [Wilson et al. \(2017\)](#), due to the two experiments using different random seeds.



(a) Test Loss with a fine-grained (spaced-by-5) grid. We conclude Nesterov performs the best.



(b) Test Loss with a coarse-grained (spaced-by-10) grid. We conclude that heavy ball performs the best.

Figure 3. Demonstrating *hyperparameter deception* in [Merity et al. \(2016\)](#)’s LSTM experiment on Wikitext-2 (with 50 epochs). We compare the loss of Nesterov acceleration and heavy ball for different learning rates, on a fine-grained grid (a) and coarse-grained grid (b). We repeat each grid with 5 different random seeds.

Related work. Recent empirical work supports our results. While ad-hoc subsetting of the search space is a common and tacitly accepted practice among ML researchers, it can result in suboptimal performance—results that do not impart knowledge about how algorithms actually perform. Reported results tend to be impressive for some subset of the hyperparameters that the authors chose to test, but modifying HPO can lead to vastly different performance outcomes ([Choi et al., 2019](#); [Sivaprasad et al., 2020](#); [Melis et al., 2018](#); [Musgrave et al., 2020](#); [Bouthillier et al., 2019](#)). By varying the HPO procedure, it is possible to develop results that are wrong about performance, or else correct about performance but for the wrong reasons (e.g., by picking “lucky” hyperparameters). Neither of these outcomes constitutes rigorous knowledge ([Gettier, 1963](#); [Lehrer, 1979](#)).

4. Epistemic Hyperparameter Optimization

Our results of Section 3 show that applying standard HPO methodologies can be deceptive: Our beliefs about algorithm performance can be controlled by happenstance, wishful thinking, or, even worse, potentially by an adversary trying to trick us with a tampered set of HPO logs. This

leaves us in a position where the “knowledge” we derived may not be knowledge at all—since we could easily, had circumstances been different, have concluded the opposite. To address this, we propose that **the process of drawing conclusions using HPO should itself be an object of study**. In this section, we formalize this sort of reasoning process, which we call Epistemic Hyperparameter Optimization (EHPO) and we provide an intuition for how EHPO can help us think about the deception problem.

Definition 2. *An epistemic hyperparameter optimization procedure (EHPO) is a tuple $(\mathcal{H}, \mathcal{F})$ where \mathcal{H} is a set of HPO procedures H (Definition 1) and \mathcal{F} is a function that maps a set of HPO logs \mathcal{L} to a set of logical sentences \mathcal{P} . An execution of EHPO involves running each $H \in \mathcal{H}$ some number of times (each run produces a log ℓ) and then evaluating \mathcal{F} on the set of logs produced to output the conclusions we draw from all of the HPO runs.*

In practice, it is most common to run EHPO for two learning algorithms, \mathcal{J} and \mathcal{K} , and to compare their performance to conclude which is better-suited for the learning task at hand. In other words, H contains at least one HPO procedure that runs \mathcal{J} and one that runs \mathcal{K} , and the possible conclusions in the co-domain of \mathcal{F} include $p = “\mathcal{J}$ performs better than $\mathcal{K}”$, and $\neg p = “\mathcal{J}$ does not perform better than $\mathcal{K}”$.

Intuitively, EHPO is deceptive whenever it could produce both p and also could (if configured differently or due to randomness) produce $\neg p$. In other words, we can be deceived if the procedure we are using to derive knowledge about algorithm performance could entail logically inconsistent results. Of course, though, this intuitive definition is lacking: It is not clear what is meant by “could.” Our main contribution in the sections that follow is to pin down a formal, reasonable definition of “could” in this context.

Framing an adversary who can deceive us. To start, we find it useful to frame the hyperparameter deception problem in terms of an adversary trying to deceive us, akin to [Descartes](#)’s Evil Demon thought experiment: Imagine an evil demon who is trying to deceive us about the relative performance of different algorithms via running EHPO. At any time, the demon maintains a set \mathcal{L} of HPO logs, which it can modify either by running an HPO $H \in \mathcal{H}$ with whatever hyper-hyperparameters $s \in \mathcal{S}$ it wants (producing a new log ℓ , which it adds to \mathcal{L}) or by erasing some of the logs in its set. Eventually, it stops and presents us with \mathcal{L} , from which we will draw some conclusions using \mathcal{F} . The demon may be trying to deceive us via the conclusions it is possible to draw from the set of logs it produces. For example, \mathcal{L} may lead us to conclude that one algorithm performs better than another, when in fact picking a different set of hyper-hyperparameters could have generated logs that would lead us to conclude differently. We want to be sure that we will not be deceived by any logs the demon “could” produce.

5. A Logic for Reasoning about Deception

In this section we develop axioms for EHPO to help us reason about hyperparameter deception. We find modal logic to be a useful way to express this problem ([Chellas, 1980](#); [Emerson, 1991](#); [Garson, 2018](#)). Modal logic inherits the tools of more-familiar propositional logic and adds two operators: \Diamond to represent *possibility* and \Box to represent *necessity*. These operators enable reasoning about *possible worlds*—a semantics for representing how the world *is* or *could be*, making modal logic the natural choice to express the “could” intuition from the previous section.

The well-formed formulas ϕ of modal logic are given recursively in Backus-Naur form by²

$$\phi := P \mid \neg\phi \mid \phi \wedge \phi \mid \Diamond\phi$$

where P is any atomic proposition. For example, $\Diamond p$ reads, “It is possible that p .”; p is true at *some* possible world, which we *could* reach (See Appendix). The axioms of modal logic are as follows,³ where Q and R are any formula:

$$\vdash Q \rightarrow \Box Q \quad (\text{necessitation})$$

$$\Box(Q \rightarrow R) \rightarrow (\Box Q \rightarrow \Box R) \quad (\text{distribution}).$$

As we will see, to reason about EHPO requires an extension of standard modal logic, as we need *two* modal operators: one to express the possible results of the demon running EHPO (Section 5.1) and one to express our belief (Section 5.2). The former must also be an *indexed* modal logic, where “how possible” something is is quantified by the compute capabilities of the demon. Combining these logics yields us well-formed formulas given by

$$\psi := P \mid \neg\psi \mid \psi \wedge \psi \mid \Diamond_t\psi \mid \mathcal{B}\psi$$

for any atomic proposition, P , and for any positive real t (which below we assign the semantics of “time”).

We next give semantics and axioms for this logic, culminating in a combined logic that lets us reason about whether or not we can be deceived by EHPO (Section 5.3). Our semantics are defined using sets of logs \mathcal{L} as models over which a logical sentence p can either be true or not. We use $\mathcal{L} \models p$, read “ \mathcal{L} models p ” to mean that the sentence p is true for the set of logs \mathcal{L} . As a starting point, we suppose that an EHPO user has in mind some atomic propositions (propositions of the background logic unrelated to possibility or belief, such as “ \mathcal{J} performs better than \mathcal{K} ” or “the best-performing log for \mathcal{J} has lower loss than the best-performing log for \mathcal{K} ”) with semantics that are already defined. We also inherit the usual semantics of \wedge (“and”) and \neg (“not”) from ordinary

²Note \Box is syntactic sugar, with $\Box p \equiv \neg\Diamond\neg p$. Similarly, “or” has $p \vee q \equiv \neg(\neg p \wedge \neg q)$ and “implies” has $p \rightarrow q \equiv \neg p \vee q$.

³Here, “ $\vdash Q$ ” means that Q is a theorem of propositional logic.

propositional logic. In what follows, we show how we can use this to construct semantics for our modal operators of possibility and belief.

5.1. Expressing the possible outcomes of EHPO

Our formalization of possibility is based on the demon of Section 4. Unlike *Descartes*, we need not concern ourselves with “supremely powerful” demons: our potential deceivers are mere mortal ML researchers—or at worst, adversarial attackers—with bounded compute resources. The notion of possibility we define here gives limits on what possible world a demon *with bounded EHPO time* could reliably bring about. We first define a notion of a *strategy* the demon of Section 4 can execute for EHPO:

Definition 3. Let Σ denote the set of randomized *strategies* for the demon. Each $\sigma \in \Sigma$ is a function that specifies which action the demon will take: Given its current set of logs \mathcal{L} , either 1) running a new H with hyper-hyperparameters s (for which the demon gets a new, randomly-generated seed) 2) erasing some logs, or 3) returning.

We can now define what the demon can reliably bring about, in terms of executing a strategy in bounded time:

Definition 4. We let $\sigma[\mathcal{L}]$ denote the outputs of σ running, starting from \mathcal{L} (i.e., the demon is given the logs in \mathcal{L} to start, then gets to run a strategy σ). Let $\tau_\sigma(\mathcal{L})$ denote the total time taken to run strategy σ ; this is equivalent to the sum of the times T it takes each HPO procedure $H \in \mathcal{H}$ used in the demon’s strategy to run. Note that since σ is a randomized strategy (and HPO runs H are randomized as well), both $\sigma[\mathcal{L}]$ and $\tau_\sigma(\mathcal{L})$ are random variables.

For any formula p , we say $\mathcal{L} \models \Diamond_t p$ if and only if

$$\exists \sigma \in \Sigma, \mathbb{P}(\sigma[\mathcal{L}] \models p) = 1 \wedge \mathbb{E}[\tau_\sigma(\mathcal{L})] \leq t.$$

Informally, $\Diamond_t p$ means that an adversary could adopt a strategy σ that is guaranteed to cause the desired outcome p to be the case while taking time at most t in expectation. We will usually choose t to be an upper bound on what is considered a reasonable amount of time to run HPO. In this case, any practical adversary cannot consistently bring about p unless $\Diamond_t p$. It does not make sense for t to be unbounded, since this would correspond to the unrealistic setting of having infinite compute time to perform HPO. We have chosen to model our budget in terms of time; however, it is worth noting we could use this setup to reason about other resource budgets, such as energy usage.

Our indexed modal logic inherits many axioms of modal logic, with indexes added (See Appendix), e.g.:

$$\begin{aligned} \vdash (p \rightarrow q) \rightarrow (\Diamond_t p \rightarrow \Diamond_t q) & \quad (\text{necess.} + \text{distribution}) \\ p \rightarrow \Diamond_t p & \quad (\text{reflexivity}) \end{aligned}$$

$$\begin{aligned} \Diamond_t \Diamond_s p \rightarrow \Diamond_{t+s} p & \quad (\text{transitivity}) \\ \Diamond_s \Box_t p \rightarrow \Box_t p & \quad (\text{modal axiom 5}), \end{aligned}$$

To summarize, the demon has knowledge of all possible hyper-hyperparameters, and it can pick whichever ones it wants to run EHPO within a bounded time budget t to realize the outcomes it wants: $\Diamond_t p$ means it can realize p .

5.2. Expressing how we draw conclusions

We employ the modal operator \mathcal{B} from the logic of belief⁴ to model ourselves as an observer who believes in the truth of the conclusions drawn from running EHPO. \mathcal{B} in this modal logic is syntactically analogous to the \Box modal operator (See Appendix). We model ourselves as a consistent *Type 1* reasoner (Smullyan, 1986; Barcan-Marcus, 1995): i.e. for any formulas p, q ,

$$\begin{aligned} \vdash p \rightarrow \mathcal{B}p & \quad (\text{necessitation}) \\ \mathcal{B}(p \rightarrow q) \rightarrow (\mathcal{B}p \rightarrow \mathcal{B}q) & \quad (\text{distribution}) \\ \neg(\mathcal{B}p \wedge \mathcal{B}\neg p) & \quad (\text{consistency}), \end{aligned}$$

where $\mathcal{B}p$ reads “It is concluded that p .” For example, when comparing the performance of two algorithms, $\mathcal{B}p$ can be understood as, “It is concluded that \mathcal{J} is better than \mathcal{K} .” Our axioms ensure that we believe all propositional tautologies, our belief distributes over implication, and we do not derive contradictions. Note that we do not require completeness: We allow for the possibility that we do not conclude anything about p (i.e., neither $\mathcal{B}p$ nor $\mathcal{B}\neg p$).

The semantics for our belief are straightforward to define. In the context of EHPO, in which our conclusions are based on function \mathcal{F} , we say that a set of logs \mathcal{L} models a formula $\mathcal{B}p$ when our set of conclusions $\mathcal{F}(\mathcal{L})$ contains p , i.e.,

$$\mathcal{L} \models \mathcal{B}p \equiv p \in \mathcal{F}(\mathcal{L}).$$

Note that our axioms here constrain what \mathcal{F} can output: for it to be a reasonable account of belief, the semantics given by \mathcal{F} must model the reasoner axioms above (otherwise, deception aside, \mathcal{F} is an unreasonable way for us to draw conclusions, since it is not even compatible with logic).

5.3. Expressing hyperparameter deception

So far in this section, we have provided an intuition for and defined formally the semantics of our two separate modal operators, \Diamond_t and \mathcal{B} . Now, we want to show how these operators interact with each other to formally express what we informally illustrated in Section 3: a notion of hyperparameter deception.

It is a well-known result that we can combine modal logics (Scott, 1970) (See Appendix). We do so to define an axiom

⁴Technically, the belief operator from doxastic logic (Halpern et al., 2009; Rendsvig & Symons, 2019; van Benthem, 2006)

for EHPO being deception-free: for any formula p ,

$$\neg(\Diamond_t \mathcal{B}p \wedge \Diamond_t \mathcal{B}\neg p) \quad (t\text{-non-deceptive}).$$

Informally, our t -non-deceptiveness axiom expresses the following: If there exists a strategy by which the demon could get us to conclude p in t expected time, then there can exist no t -time strategy by which the demon could have gotten us to believe $\neg p$.

Given a reasonable maximum time budget t , we say that EHPO is non-deceptive if it satisfies all of axioms above. Moreover, based on this notion of non-deceptiveness, we can express what it means to have a defense to being deceived. Intuitively, if there is no adversary that can consistently control whether we believe algorithm \mathcal{J} is better than \mathcal{K} or its negation (and p or $\neg p$ more generally), then we are defended against deception. Otherwise, the EHPO procedure is potentially gameable: an adversary can consistently control our conclusions. If our t -non-deceptive axiom does not hold for some p , then even if we conclude p after running EHPO, we cannot claim to *know* p —as our belief as to the truth-value of p could be under the complete control of an adversary.

6. Defending against Deception

We now exercise our logical formulation from Section 5 to demonstrate that it is not trivial: It is sufficiently expressive to show when deception occurs and to reason about mechanisms of defense against deception. First, we complement our empirical results from Section 3, using our formalization to show that grid search can cause deception. Then we offer a defense involving random search.

Grid search can cause deception. We return to our empirical demonstration of hyperparameter deception in Section 3, and provide an intuition for characterizing what we observe in terms of the demon using a strategy σ to deceive us about the conclusions of EHPO (See Appendix for more formal results). We run EHPO twice, using two strategies σ_1 and σ_2 . For σ_1 , there is one HPO procedure $H \in \mathcal{H}$, which is grid search with a powers-of-two grid (Figure 1a) to produce one log $\ell \in L_1$. The total time to run σ_1 , $\tau_{\sigma_1}(\mathcal{L}_1)$, was ~ 2 hours and 20 minutes. We have a similar setup for σ_2 , using a coarser powers-of-ten grid (Figure 1b), where $\tau_{\sigma_2}(\mathcal{L}_2)$ was ~ 1 hour and 10 minutes, which we deem to be reasonable HPO time budgets. We denote p to be “Training LR with Nesterov performs better than with heavy ball on MNIST.” \mathcal{F} , which maps from logs to conclusions, can be as naive as checking which algorithm yields the best overall test accuracy. For this example, we additionally test for statistical significance. Based on the results of running σ_1 , we conclude p (Figure 1a); for σ_2 we conclude $\neg p$ (Figure 1b). This violates the t -non-deceptive axiom. In other words, when using grid search in EHPO with different grids, we could conclude the inconsistent results p and $\neg p$ within a

reasonable time budget.

A defense using random search. Suppose that we have been drawing conclusions using some “naive” belief operator $\mathcal{B}_{\text{naive}}$ (based on a conclusion function $\mathcal{F}_{\text{naive}}$) that satisfies the axioms of Section 5.2, and we want to use it to construct a new operator \mathcal{B}_* that is guaranteed to be deception-free. One straightforward way to do this is to define the belief operator \mathcal{B}_* such that for any statement p ,

$$\mathcal{B}_*p \equiv \mathcal{B}_{\text{naive}}p \wedge \neg\Diamond_t \mathcal{B}_{\text{naive}}\neg p.$$

That is, we conclude p only if both our naive reasoner would have concluded p , and it is impossible for an adversary to get it to conclude $\neg p$ in time t . This enables us to show t -non-deceptiveness, following directly from the axioms:

$$\begin{aligned} \Diamond_t \mathcal{B}_*p &\equiv \Diamond_t (\mathcal{B}_{\text{naive}}p \wedge \neg\Diamond_t \mathcal{B}_{\text{naive}}\neg p) \\ &\rightarrow \Diamond_t (\neg\Diamond_t \mathcal{B}_{\text{naive}}\neg p) && \text{(by nec. + dist.)} \\ &\rightarrow \neg\Diamond_t \mathcal{B}_{\text{naive}}\neg p && \text{(by modal ax. 5),} \end{aligned}$$

$$\begin{aligned} \Diamond_t \mathcal{B}_*\neg p &\equiv \Diamond_t (\mathcal{B}_{\text{naive}}\neg p \wedge \neg\Diamond_t \mathcal{B}_{\text{naive}}p) \\ &\rightarrow \Diamond_t \mathcal{B}_{\text{naive}}\neg p && \text{(by nec. + dist.),} \end{aligned}$$

which immediately lets us derive the t -non-deceptive axiom by contradiction. This derivation illustrates the power of our logical formulation: We can validate defenses against deception in only a few lines, without needing to refer to the underlying semantics of EHPO. While this analysis shows that some sort of defense is always possible, it may not be practical to compute \mathcal{B}_* as defined here because we cannot easily evaluate whether $\Diamond_t \mathcal{B}_{\text{naive}}\neg p$.

We now illustrate that it is possible to implement a defense by constructing a concrete EHPO that satisfies our axioms for a particular HPO setup. We use *random search*, popularized by [Bergstra & Bengio \(2012\)](#), as the underlying HPO procedure. Random search takes two hyperparameters, a distribution μ over the hyperparameter space and a number of trials K to run. Running HPO consists of K independent trials of the learning algorithm $\mathcal{A}_{\lambda_1}, \mathcal{A}_{\lambda_2}, \dots, \mathcal{A}_{\lambda_K}$, where the hyperparameters λ_k are independently drawn from μ , taking expected time proportional to K . For simplicity, we will suppose there is only one algorithm under consideration, \mathcal{A} . We suppose that the set of allowable hyper-hyperparameters (and in turn the set of allowable hyperparameters) is constrained, such that any two allowable random-search distributions μ and ν have Renyi- ∞ -divergence at most a constant $D_\infty(\mu\|\nu) \leq \gamma$.

We start with a naive reasoner $\mathcal{B}_{\text{naive}}$, which draws conclusions from only a single log containing K trials. Our goal is to construct a \mathcal{B}_* that has a “defended reasoner” \mathcal{F} . This \mathcal{F} should weaken the conclusions of $\mathcal{F}_{\text{naive}}$ (i.e., $\mathcal{F}(\mathcal{L}) \subseteq \mathcal{F}_{\text{naive}}(\mathcal{L})$ for any \mathcal{L}) and be guaranteed to be t -non-deceptive. The \mathcal{B}_* we construct similarly draws conclusions

Table 1. A defense for Logistic Regression (LR) on MNIST. $p_{a,b}$ denotes the proposition $\mathcal{O}_a > \mathcal{O}_b$, i.e. *Training LR with optimizer \mathcal{O}_a generalizes better than with optimizer \mathcal{O}_b on MNIST*. We similarly define $p_{b,a}$. We adopt $\epsilon = 0.1$ for drawing conclusions.

Comparison	$p_{a,b}$	$p_{b,a}$	Conclude
Nes vs. HB	Nes > HB 47.52%	Nes < HB 52.48%	None
Adam vs. HB	Adam > HB 0.83%	Adam < HB 99.17%	$p_{b,a}$
Nes vs. Adam	Nes > Adam 94.91%	Nes < Adam 5.09%	$p_{a,b}$

from a single log, but does so from a log containing KR trials for some fixed $R \in \mathbb{N}$. It evaluates a conclusion p by dividing the log’s KR trials into R groups of K trials, evaluating $\mathcal{B}_{\text{naive}}p$ on each group, and concluding p only if $\mathcal{B}_{\text{naive}}$ also concluded p on all R groups. In the Appendix, we prove that \mathcal{B}_* will be t -non-deceptive if R is set to be $R = \sqrt{t \exp(\gamma K)/K} = O(\sqrt{t})$. This result both validates the defense and does so with a log size—and compute requirement for good-faith EHPO—that is sublinear in t .

Illustrating a defense empirically. Now we re-run the experiment from Section 3, using a slightly modified defense: Instead of requiring hits on all R independent groups of trials, we use subsamples of all available trials and require hits on at least a $1 - \epsilon$ fraction of the subsamples.⁵ We adopt three candidate optimizers: (1) SGD with Nesterov acceleration (Nes), (2) SGD with Heavy Ball method (HB), and (3) Adam (Kingma & Ba, 2014). The defended reasoner runs random search with 125 trials. We then take 10000 subsamples of size $K = 11$, requiring at least an at least $1 - \epsilon$ fraction of hits. We pass them to the naive reasoner, which makes conclusions based on which algorithm performed best across K trials. We summarize the results in Table 1 and include an algorithm statement in the Appendix.

7. Related Work: Toward More Robust ML

We consider our work on formalizing hyperparameter deception to be orthogonal to, but just as urgent as, recent advocacy for better reproducibility in ML research (Henderson et al., 2018; Pineau, 2019; Gundersen & Kjensmo, 2018; Raff, 2019; Bouthillier et al., 2019). Reproducibility is only part of the story for ensuring robustness; it is necessary, but not sufficient. While reproducibility guards against brittle findings through the “good science” practice of replicable results, it does not guarantee that those results are actually correct—that they are reflective of actual knowledge of an algorithm’s performance. We address this need, providing a

mechanism for reasoning more rigorously about algorithm performance in the context of HPO.

More generally, our work can be understood as a mechanism for dealing with *measurement bias*—the misalignment between what one intends to measure and what they are actually measuring—for overall ML algorithm performance. While alleviating measurement bias is by no means novel to more mature branches of science (Gould, 1981), including other fields of computing (Mytkowicz et al., 2009), it is coming under increased scrutiny with respect to the origins of empirical gains in ML (Musgrave et al., 2020). In current work, it is often difficult to disentangle whether the concluded measured performance gains are due to properties of the training algorithm or to fortuitous hyperparameter selection. Our formalization, rather than allowing hyperparameter choices to potentially obscure empirical results, provides confidence in the conclusions we can draw about overall algorithm performance.

Our work also highlights how there is a human element, not a just statistical one, to bias in ML pipelines: Practitioners make decisions about hyper-hyperparameters that can heavily influence performance. The human element of biasing solution spaces has been discussed in sociotechnical writing (Friedman & Nissenbaum, 1996), in AI (Mitchell, 1980), in the context of “p-hacking” results that fit a desired pattern (Gelman & Loken, 2019), and, more recently, was also the focus of Isbell (2020)’s NeurIPS keynote. Our push here to formalize conclusions from HPO has the potential to alleviate the effects of such bias.

8. Conclusion

After confirming empirically that grid search can lead to inconsistent conclusions about algorithm performance, we focus our attention on how to reason formally about the conclusions we can draw from HPO. We suggest a logic for doing so, and motivate it via the example of an adversary who is trying to deceive us from running an epistemic HPO procedure—a procedure in which such an adversary can run any number of reproducible HPO passes to try to get us to believe a particular notion about comparative algorithm performance. We verify that this logic enables us to formally capture that grid search can deceive us: Modifying the hyper-hyperparameters can easily mislead conclusions about algorithm performance. We offer a defense against deception, analytically showing that random search can be employed to prevent inconsistent conclusions.

More generally, our work is a call to ML scientists to reason more rigorously about their beliefs concerning algorithm performance. In relation to EHPO, this is akin to challenging researchers to reify their notion of \mathcal{B} —to justify their belief in the conclusions they make from the HPO they run

⁵Practically speaking, it is easier to subsample than resample.

in their experiments. We believe that doing so will contribute significantly to the ongoing effort of producing a more robust ML scientific discipline.

Acknowledgements

This work was made possible by generous funding from a Cornell Institute for the Social Sciences (ISS) Team Grant. We would additionally like to thank the following individuals for feedback on earlier ideas, drafts, and iterations of this work: Harry Auster, Prof. Solon Barocas, Jerry Chee, Jessica Zosa Forde, Kweku Kwegyir-Aggrey, Prof. Karen Levy, and Prof. Helen Nissenbaum. We would also like to thank the Artificial Intelligence Policy & Practice initiative at Cornell University.

References

- Barcan-Marcus, R. *Modalities: Philosophical Essays*. Oxford University Press, 1995.
- Bergstra, J. and Bengio, Y. Random Search for Hyperparameter Optimization. *J. Mach. Learn. Res.*, 13: 281–305, February 2012. ISSN 1532-4435.
- Bergstra, J. S., Bardenet, R., Bengio, Y., and Kégl, B. Algorithms for Hyper-Parameter Optimization. In Shawe-Taylor, J., Zemel, R. S., Bartlett, P. L., Pereira, F., and Weinberger, K. Q. (eds.), *Advances in Neural Information Processing Systems 24*, pp. 2546–2554. Curran Associates, Inc., 2011.
- Bezhanishvili, G. and Holliday, W. H. A semantic hierarchy for intuitionistic logic. *Indagationes Mathematicae*, 30 (3):403 – 469, 2019. ISSN 0019-3577.
- Bishop, C. M. *Neural Networks for Pattern Recognition*. Oxford University Press, Inc., USA, 1995. ISBN 0198538642.
- Bouthillier, X., Laurent, C., and Vincent, P. Unreproducible Research is Reproducible. In Chaudhuri, K. and Salakhutdinov, R. (eds.), *Proceedings of the 36th International Conference on Machine Learning*, volume 97 of *Proceedings of Machine Learning Research*, pp. 725–734. PMLR, 09–15 Jun 2019.
- Chellas, B. F. *Modal Logic - An Introduction*. Cambridge University Press, 1980.
- Chen, I., Johansson, F. D., and Sontag, D. Why Is My Classifier Discriminatory? In Bengio, S., Wallach, H., Larochelle, H., Grauman, K., Cesa-Bianchi, N., and Garnett, R. (eds.), *Advances in Neural Information Processing Systems*, volume 31, pp. 3539–3550. Curran Associates, Inc., 2018.
- Choi, D., Shallue, C. J., Nado, Z., Lee, J., Maddison, C. J., and Dahl, G. E. On Empirical Comparisons of Optimizers for Deep Learning, 2019.
- Claesen, M. and Moor, B. D. Hyperparameter Search in Machine Learning, 2015.
- Descartes, R. *Discourse on Method and Meditations on First Philosophy*. Hackett Publishing Company, Inc., Translator Donald A. Cress, 4th edition, 1998. Meditation One: Concerning Those Things That Can Be Called into Doubt.
- Emerson, E. A. *Temporal and Modal Logic*, pp. 995–1072. MIT Press, Cambridge, MA, USA, 1991. ISBN 0444880747.
- Feurer, M. and Hutter, F. Hyperparameter Optimization. In Hutter, F., Kotthoff, L., and Vanschoren, J. (eds.), *Automated Machine Learning: Methods, Systems, Challenges*, pp. 3–33. Springer International Publishing, 2019.
- Friedman, B. and Nissenbaum, H. Bias in Computer Systems. *ACM Trans. Inf. Syst.*, 14(3):330–347, July 1996. ISSN 1046-8188.
- Gadat, S., Panloup, F., Saadane, S., et al. Stochastic heavy ball. *Electronic Journal of Statistics*, 12(1):461–529, 2018.
- Garson, J. Modal Logic. In *The Stanford Encyclopedia of Philosophy*. Fall 2018 Edition, Edward N. Zalta (ed.), 2018.
- Gelman, A. and Loken, E. The garden of forking paths: Why multiple comparisons can be a problem, even when there is no "fishing expedition" or "p-hacking" and the research hypothesis was posited ahead of time, 2019.
- Gettier, E. L. Is Justified True Belief Knowledge? *Analysis*, 23(6):121–123, 06 1963.
- Gieryn, T. F. Boundary-Work and the Demarcation of Science from Non-Science: Strains and Interests in Professional Ideologies of Scientists. *American Sociological Review*, 48(6):781–795, 1983.
- Gould, S. J. *The Mismeasure of Man*. Norton, New York, 1981.
- Gundersen, O. E. and Kjensmo, S. State of the Art: Reproducibility in Artificial Intelligence. In AAAI, 2018.
- Halpern, J. Y., Samet, D., and Segev, E. Defining Knowledge in Terms of Belief: The Modal Logic Perspective. *Rev. Symb. Log.*, 2(3):469–487, 2009.

- Henderson, P., Islam, R., Bachman, P., Pineau, J., Precup, D., and Meger, D. Deep Reinforcement Learning that Matters. In *Thirty-Second AAAI Conference On Artificial Intelligence*, 2018.
- Hinton, G. E. A Practical Guide to Training Restricted Boltzmann Machines. In Montavon, G., Orr, G. B., and Müller, K.-R. (eds.), *Neural Networks: Tricks of the Trade: Second Edition*, pp. 599–619. Springer Berlin Heidelberg, Berlin, Heidelberg, 2012.
- Hsu, C., Chang, C., and Lin, C. A Practical Guide to Support Vector Classification, November 2003.
- Isbell, C. You Can’t Escape Hyperparameters and Latent Variables: Machine Learning as a Software Engineering Enterprise. NeurIPS Keynote, 2020.
- John, G. H. Cross-Validated C4.5: Using Error Estimation for Automatic Parameter Selection. Technical report, Stanford University, Stanford, CA, USA, 1994.
- Kingma, D. and Ba, J. Adam: A Method for Stochastic Optimization. *International Conference on Learning Representations*, 12 2014.
- Larochelle, H., Erhan, D., Courville, A., Bergstra, J., and Bengio, Y. An Empirical Evaluation of Deep Architectures on Problems with Many factors of Variation. In *Proceedings of the 24th International Conference on Machine Learning*, ICML ’07, pp. 473–480, New York, NY, USA, 2007. Association for Computing Machinery. ISBN 9781595937933.
- LeCun, Y., Bottou, L., Orr, G. B., and Müller, K.-R. Efficient BackProp. In *Neural Networks: Tricks of the Trade, This Book is an Outgrowth of a 1996 NIPS Workshop*, pp. 9–50, Berlin, Heidelberg, 1998. Springer-Verlag. ISBN 3540653112.
- Lehrer, K. The Gettier Problem and the Analysis of Knowledge. In Pappas, G. S. (ed.), *Justification and Knowledge: New Studies in Epistemology*, pp. 65–78. Springer Netherlands, Dordrecht, 1979.
- Lipton, Z. C. and Steinhardt, J. Troubling Trends in Machine Learning Scholarship. *ACM Queue*, 2018.
- Liu, C. and Belkin, M. Accelerating sgd with momentum for over-parameterized learning. *arXiv preprint arXiv:1810.13395*, 2018.
- Melis, G., Dyer, C., and Blunsom, P. On the State of the Art of Evaluation in Neural Language models. In *International Conference on Learning Representations*, 2018.
- Merity, S., Xiong, C., Bradbury, J., and Socher, R. Pointer sentinel mixture models. *arXiv preprint arXiv:1609.07843*, 2016.
- Mitchell, T. M. The Need for Biases in Learning Generalizations. Technical report, Rutgers University, New Brunswick, NJ, 1980. http://www-cgi.cs.cmu.edu/~tom/pubs/NeedForBias_1980.pdf.
- Musgrave, K., Belongie, S., and Lim, S.-N. A Metric Learning Reality Check, 2020.
- Mytkowicz, T., Diwan, A., Hauswirth, M., and Sweeney, P. F. Producing Wrong Data without Doing Anything Obviously Wrong! In *Proceedings of the 14th International Conference on Architectural Support for Programming Languages and Operating Systems*, ASPLOS XIV, pp. 265–276, New York, NY, USA, 2009. Association for Computing Machinery. ISBN 9781605584065.
- Pedregosa, F., Varoquaux, G., Gramfort, A., Michel, V., Thirion, B., Grisel, O., Blondel, M., Prettenhofer, P., Weiss, R., Dubourg, V., and et al. Scikit-Learn: Machine Learning in Python. *J. Mach. Learn. Res.*, 12:2825–2830, November 2011. ISSN 1532-4435.
- Pineau, J. The Machine Learning Reproducibility Checklist, March 2019. <https://www.cs.mcgill.ca/~jpineau/ReproducibilityChecklist.pdf>.
- Raff, E. A Step Toward Quantifying Independently Reproducible Machine Learning Research. In *NeurIPS*, 2019.
- Rendsvig, R. and Symons, J. Epistemic Logic. In *The Stanford Encyclopedia of Philosophy*. Summer 2019 Edition, Edward N. Zalta (ed.), 2019.
- Schneider, F., Balles, L., and Hennig, P. DeepOBS: A Deep Learning Optimizer Benchmark Suite. In *7th International Conference on Learning Representations (ICLR)*. ICLR, May 2019.
- Scott, D. Advice on modal logic. In Lambert, K. (ed.), *Philosophical Problems in Logic: Some Recent Developments*, pp. 143–173. Springer Netherlands, Dordrecht, 1970.
- Sivaprasad, P. T., Mai, F., Vogels, T., Jaggi, M., and Fleuret, F. Optimizer Benchmarking Needs to Account for Hyperparameter Tuning. In III, H. D. and Singh, A. (eds.), *Proceedings of the 37th International Conference on Machine Learning*, volume 119 of *Proceedings of Machine Learning Research*, pp. 9036–9045. PMLR, 13–18 Jul 2020.
- Smullyan, R. M. Logicians Who Reason about Themselves. In *Proceedings of the 1986 Conference on Theoretical Aspects of Reasoning about Knowledge*, TARK ’86, pp. 341–352, San Francisco, CA, USA, 1986. Morgan Kaufmann Publishers Inc. ISBN 0934613049.

- Thomason, R. H. Combinations of tense and modality. In Gabbay, D. and Guenther, F. (eds.), *Handbook of Philosophical Logic: Volume II: Extensions of Classical Logic*, pp. 135–165. Springer Netherlands, Dordrecht, 1984. ISBN 978-94-009-6259-0.
- van Benthem, J. Epistemic Logic and Epistemology: The State of Their Affairs. *Philosophical Studies: An International Journal for Philosophy in the Analytic Tradition*, 128(1):49–76, 2006.
- Wilson, A. C., Roelofs, R., Stern, M., Srebro, N., and Recht, B. The Marginal Value of Adaptive Gradient Methods in Machine Learning. In Guyon, I., Luxburg, U. V., Bengio, S., Wallach, H., Fergus, R., Vishwanathan, S., and Garnett, R. (eds.), *Advances in Neural Information Processing Systems 30*, pp. 4148–4158. Curran Associates, Inc., 2017.

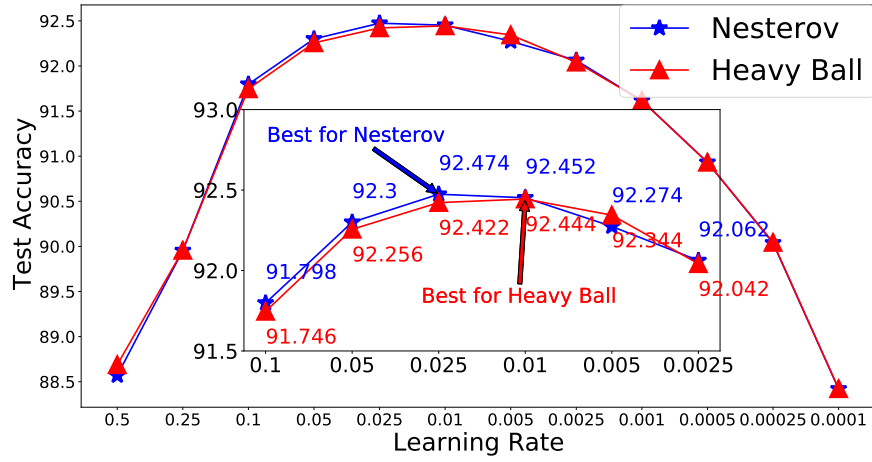
Supplementary Material

A. Additional Empirical Results

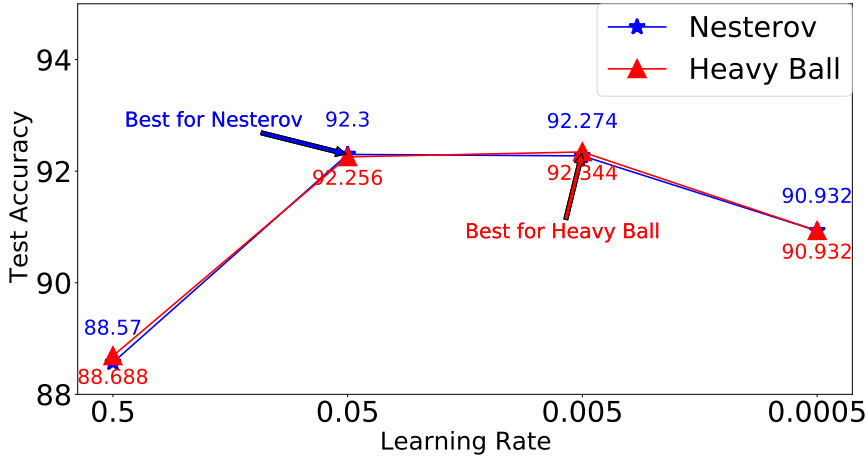
We provide expanded empirical results for all experiments in Section 3, in which we plot the test accuracy for each hyperparameter configuration.

A.1. Full results for toy experiment with Nesterov and heavy ball

A.1.1. ENLARGED FIGURES



(a) Test accuracy with a fine-grained grid. Adjacent grids points are related by a factor of 2. We conclude Nesterov performs the best.



(b) Test accuracy with a coarse-grained grid. Adjacent grids points are related by a factor of 10. We conclude that heavy ball performs the best.

Figure 4. Comparing the test accuracy of Nesterov acceleration and heavy ball on MNIST for different learning rates, on a fine-grained grid (a) and coarse-grained grid (b). Depending on how we set the hyper-hyperparameter for determining the grid spacing, not only do we conclude a different λ^* , we also draw different conclusions about whether Nesterov or heavy ball performs better.

A.1.2. EXPERIMENTAL SETUP

We run this experiment on a local machine configured with a 2.6GHz Inter (R) Xeon(R) CPU and 4GB memory. We set the mini-batch size to be 64, the momentum constant to be 0.9 for both optimizers, and the total number of epochs to be 20. We adopt a constant learning rate and cross entropy loss.

A.1.3. CODE

The code for running these experiments can be found at REDACTED.

A.1.4. ASSOCIATED DATA TABLES

In line with our notion of a **log**, we provide a data table that corresponds with our results graphed in the figures above.

	Learning Rate	Random Seed for different Runs					Mean	Std.
		1	2	3	4	5		
Nesterov	0.5	87.450	89.700	87.160	88.350	90.190	88.570	1.341
	0.25	89.750	90.970	89.700	88.720	90.630	89.954	0.883
	0.1	91.860	92.000	92.070	91.260	91.800	91.798	0.319
	0.05	92.260	92.360	92.390	92.220	92.270	92.300	0.072
	0.025	92.450	92.430	92.610	92.440	92.440	92.474	0.076
	0.01	92.350	92.400	92.650	92.430	92.430	92.452	0.115
	0.005	92.170	92.320	92.380	92.300	92.200	92.274	0.087
	0.0025	91.950	92.100	92.100	92.080	92.080	92.062	0.063
	0.001	91.590	91.590	91.590	91.660	91.650	91.616	0.036
	0.0005	90.960	90.950	90.960	90.900	90.890	90.932	0.034
	0.00025	90.050	90.040	90.130	90.000	89.970	90.038	0.061
	0.0001	88.300	88.490	88.540	88.540	88.230	88.420	0.145
Heavy Ball	0.5	85.650	89.560	89.840	88.200	90.190	88.688	1.858
	0.25	89.800	90.600	90.390	89.240	89.750	89.956	0.544
	0.1	91.890	92.010	92.340	91.290	91.200	91.746	0.487
	0.05	92.230	92.230	92.290	92.300	92.230	92.256	0.036
	0.025	92.410	92.430	92.600	92.390	92.280	92.422	0.115
	0.01	92.360	92.400	92.620	92.410	92.430	92.444	0.102
	0.005	92.160	92.360	92.410	92.580	92.210	92.344	0.167
	0.0025	91.940	92.060	92.100	92.090	92.020	92.042	0.065
	0.001	91.590	91.580	91.590	91.670	91.650	91.616	0.041
	0.0005	90.970	90.940	90.960	90.900	90.890	90.932	0.036
	0.00025	90.060	90.050	90.130	90.010	89.970	90.044	0.060
	0.0001	88.300	88.500	88.540	88.540	88.230	88.422	0.146

Table 2. Logs for our toy experiment: Training Logistic Regression on MNIST. The table describes the output test accuracy of different optimizers under 5 random seeds. The last two columns show the mean and standard deviation of the 5 runs.

A.2. Hyperparameter Deception in Vision – Implementing Wilson et al. (2017)

A.2.1. ENLARGED FIGURES

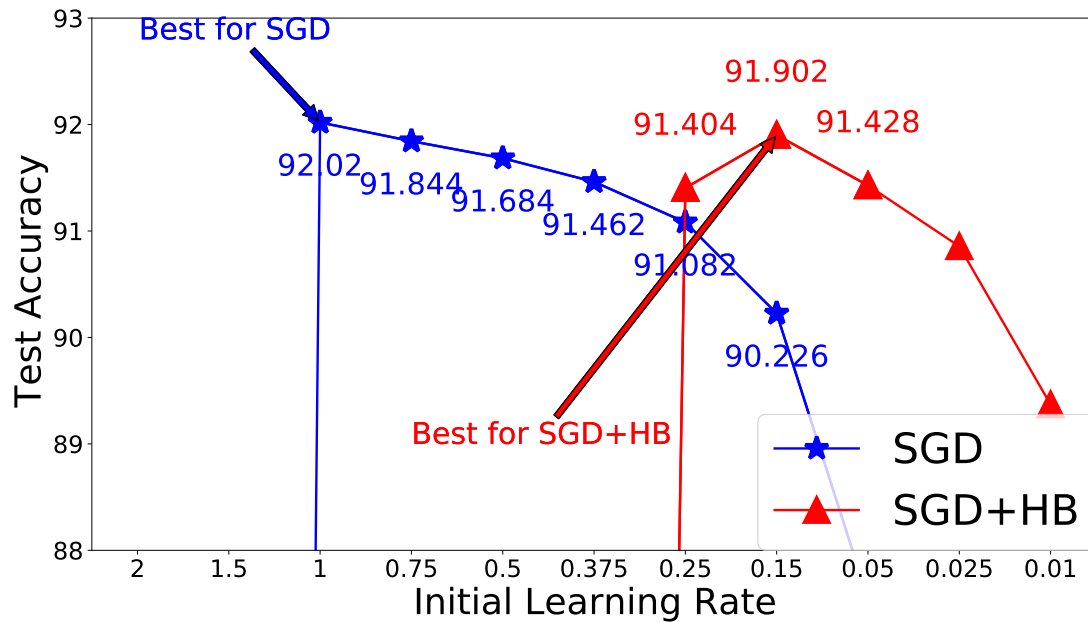


Figure 5. Demonstrating *hyperparameter deception* in Wilson et al. (2017)’s VGG16 experiment. Following their original experiments, we obtain these results by using 5 different seeds and averaging.

A.2.2. EXPERIMENTAL SETUP

We run this experiment on a local machine configured with a 4-core 2.6GHz Inter (R) Xeon(R) CPU, 16GB memory and an NVIDIA GTX 2080Ti GPU. Following the exact configuration from (Wilson et al., 2017), we set the mini-batch size to be 128, the momentum constant to be 0.9 and the weight decay to be $5e^{-4}$ for both optimizers. The learning rate is scheduled to follow a linear rule: The learning rate is decayed by a factor of 10 every 25 epochs. The total number of epochs is set to be 250. For the dataset, we apply random horizontal flipping and normalization. Note that Wilson et al. (2017) does not apply random cropping on CIFAR10; thus we omit this step to be consistent with their approach. We use cross entropy loss.

A.2.3. CODE

The code for running these experiments can be found at REDACTED.

A.2.4. ASSOCIATED DATA TABLES

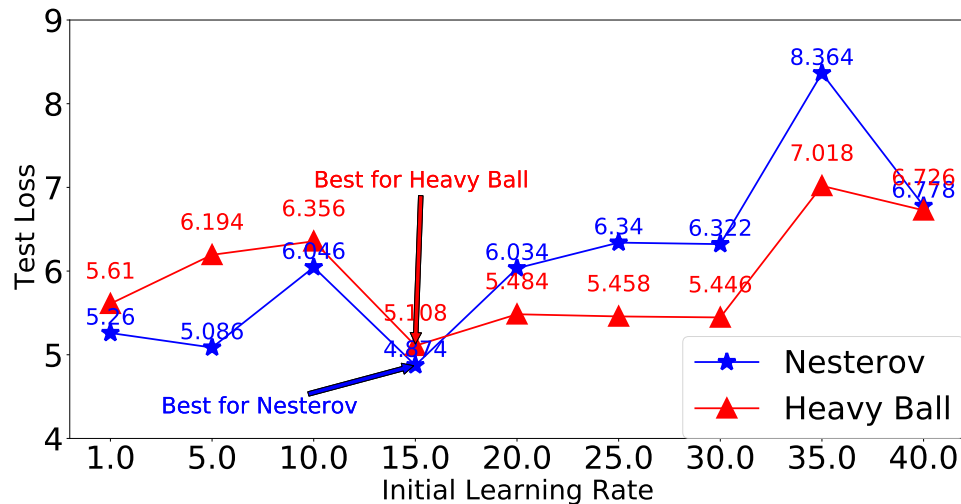
In line with our notion of a **log**, we provide a data table that corresponds with our results graphed in the figures above.

	Initial Learning Rate	Random Seed for different Runs					Mean	Std
		1	2	3	4	5		
SGD	2	10.000	10.000	10.000	10.000	10.000	10.000	0.000
	1.5	10.000	10.000	10.000	10.000	10.000	10.000	0.000
	1	91.590	92.300	92.270	91.710	92.230	92.020	0.341
	0.75	92.310	91.400	91.890	91.620	92.000	91.844	0.350
	0.5	91.830	91.750	91.520	91.620	91.700	91.684	0.119
	0.375	91.520	91.310	91.790	91.120	91.570	91.462	0.256
	0.25	91.310	91.060	90.970	91.020	91.050	91.082	0.132
	0.15	90.100	90.110	90.340	90.350	90.230	90.226	0.120
	0.05	87.530	87.410	87.410	87.750	87.630	87.546	0.147
	0.025	84.730	84.580	84.580	85.160	84.430	84.696	0.280
	0.01	80.130	81.420	80.360	81.480	80.660	80.810	0.614
SGD+HB	2	10.000	10.000	10.000	10.000	10.000	10.000	0.000
	1.5	10.000	10.000	10.000	10.000	10.000	10.000	0.000
	1	10.000	10.000	10.000	10.000	10.000	10.000	0.000
	0.75	10.000	10.000	10.000	10.000	10.000	10.000	0.000
	0.5	10.000	10.000	10.000	10.000	10.000	10.000	0.000
	0.375	40.590	41.420	42.010	40.220	39.420	40.732	1.014
	0.25	91.510	91.320	91.420	91.290	91.480	91.404	0.097
	0.15	92.310	91.690	91.740	92.050	91.720	91.902	0.270
	0.05	91.310	91.440	91.500	91.290	91.600	91.428	0.130
	0.025	91.020	90.690	90.960	90.870	90.740	90.856	0.140
	0.01	89.390	89.050	89.010	89.820	89.580	89.370	0.346

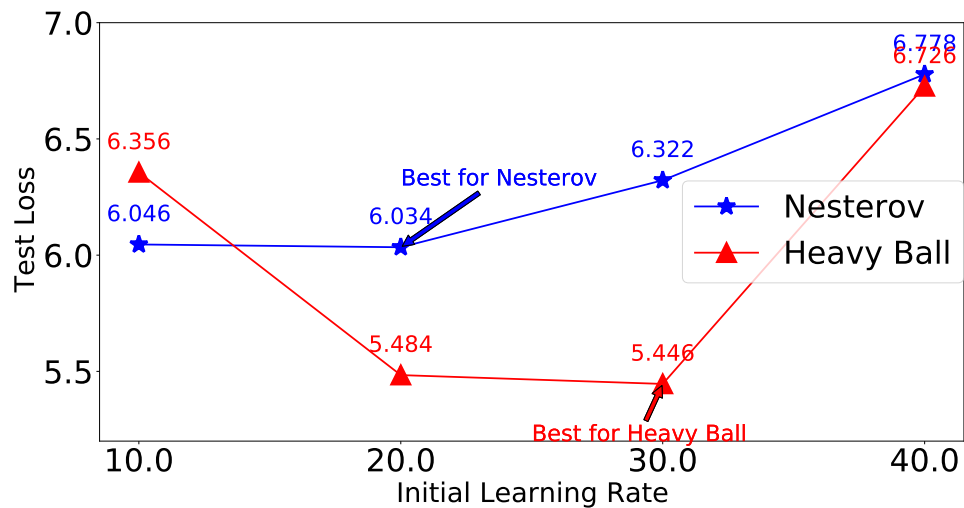
Table 3. Logs for replicating [Wilson et al. \(2017\)](#)’s experiment of training VGG16 on CIFAR10. The table describes the output test accuracy of different optimizers under 5 random seeds. The last two columns show the mean and standard deviation of the 5 runs. For those runs that fluctuate around 10% accuracy, the model is classifying nothing but random guessing, and thus we specify their test accuracy as 10.000%.

A.3. Hyperparameter Deception in NLP — Implementing Merity et al. (2016)

A.3.1. ENLARGED FIGURES



(a) Test loss with a fine-grained grid. We conclude Nesterov performs the best.



(b) Test loss with a coarse-grained grid. We conclude that heavy ball performs the best.

Figure 6. Comparing the test loss of Nesterov acceleration and heavy ball on Wikitext-2 for different learning rates, on a fine-grained grid (a) and coarse-grained grid (b). We repeat each grid with 5 different random seeds.

A.3.2. EXPERIMENTAL SETUP

We run this experiment on a local machine configured with a 4-core 2.6GHz Inter (R) Xeon(R) CPU, 16GB memory and an NVIDIA GTX 2080Ti GPU. Following the exact configuration from (Merity et al., 2016) and the open source implementation in the Pytorch example repository⁶, we set the hidden layer size of the LSTM to be 200 and the BPTT length to be 35. We adopt 0.25 as the fine-tuned the value of gradient clipping and a dropout rate of 0.2 to the output of LSTM. We train for 50 epochs using a batch size of 20.

⁶https://github.com/pytorch/examples/tree/master/word_language_model

A.3.3. CODE

The code for running these experiments can be found at REDACTED.

A.3.4. ASSOCIATED DATA TABLES

In line with our notion of a **log**, we provide data table in Table 4 that corresponds with our results graphed in the figures above.

Table 4. Logs for the experiment of training tied LSTM on WikiText-2. The table describes the output test loss of different optimizers under 5 random seeds. The last two columns show the mean and standard deviation of the 5 runs.

	Initial Learning Rate	Random Seed for different Runs					Mean	Std
		1	2	3	4	5		
Nesterov	1.0	5.700	5.150	5.140	5.140	5.170	5.260	0.246
	5.0	5.110	5.060	4.990	5.000	5.270	5.086	0.114
	10.0	6.140	6.350	6.320	5.300	6.120	6.046	0.430
	15.0	4.720	4.750	4.950	4.960	4.990	4.874	0.128
	20.0	6.350	5.280	6.340	6.120	6.080	6.034	0.439
	25.0	6.350	6.370	6.360	6.280	6.340	6.340	0.035
	30.0	6.370	6.010	6.890	6.130	6.210	6.322	0.343
	35.0	6.750	6.730	6.560	6.710	10.070	7.364	1.515
	40.0	6.730	6.560	6.780	6.600	7.220	6.778	0.263
Heavy Ball	1.0	4.730	5.720	5.720	5.730	6.150	5.610	0.525
	5.0	6.130	6.160	6.200	6.090	6.390	6.194	0.117
	10.0	6.390	6.380	6.320	6.350	6.340	6.356	0.029
	15.0	4.730	5.680	4.730	5.670	4.730	5.108	0.518
	20.0	5.660	4.990	5.690	4.970	6.110	5.484	0.493
	25.0	5.230	5.240	5.250	5.230	6.340	5.458	0.493
	30.0	5.330	5.760	5.030	5.120	5.990	5.446	0.415
	35.0	6.590	6.650	7.180	7.840	6.830	7.018	0.514
	40.0	6.630	6.640	6.590	6.550	7.220	6.726	0.278

A.4. Defense Experiments

In this section we provide more information about the implementation of a random-search-based defense to hyperparameter deception, which we discuss in Section 6.

A.4.1. OUR IMPLEMENTED DEFENSE ALGORITHM

The defense we implement in our experiments is a bit different than what we describe in our theoretical results in Section 6. In particular, in practice it is easier to implement subsampling rather than resampling. We outline the algorithm we implemented below in Algorithm 1.

The defense criterion ϵ just sets our sensitivity for how much agreement we need between the logs we’ve sampled in order to output a conclusion p .

Algorithm 1 Defense with Random Search

Require: A set of K logs produced by random search $\{\mathcal{L}_i\}_{i=1}^K$, defense subsampling budget M , criterion constant ϵ , subsample size B .

```

1: for  $m = 1, \dots, M$  do
2:   Subsample  $B$  logs:  $\{\mathcal{L}_i\}_{i=1}^B \sim \{\mathcal{L}_i\}_{i=1}^K$ .
3:   Obtain conclusions  $\{\mathcal{P}_i\}_{i=1}^B$  from  $\{\mathcal{L}_i\}_{i=1}^B$ .
4:   Obtain output conclusion for  $m$ :
        $\mathcal{P}^{(m)} \leftarrow \text{Majority}(\{\mathcal{P}_i\}_{i=1}^B)$ 
5: end for
6: if  $\exists p$  s.t.  $\geq (1 - \epsilon)M$  of  $\{\mathcal{P}^{(m)}\}_{i=1}^M$  conclude  $p$  then
7:   Conclude  $p$ .
8: else
9:   Conclude nothing.
10: end if
```

A.4.2. EXPERIMENTAL SETUP

We run this experiment on a local machine configured with a 2.6GHz Inter (R) Xeon(R) CPU and 4GB memory. For the batch size and momentum constant, we adopt the same values as used in the Logistic Regression experiment in Appendix A.1. For uniform sampling within random search, we set the range to be $[0.0001, 0.5]$.

A.4.3. CODE

The code for running these experiments can be found at REDACTED.

A.4.4. ASSOCIATED DATA TABLES

In line with our notion of a **log**, we provide data table in Table 5 that correspond with our results graphed in the figures above.

Seed	Heavy Ball		Adam		Nesterov	
	Learning Rate	Test Accuracy	Learning Rate	Test Accuracy	Learning Rate	Test Accuracy
1	0.09	91.94	0.22	84.79	0.22	90.26
2	0.30	90.07	0.48	89.56	0.35	90.26
3	0.47	89.09	0.15	88.78	0.16	90.95
4	0.03	92.33	0.13	88.71	0.48	88.27
5	0.30	89.44	0.18	89.68	0.37	90.29
6	0.41	88.21	0.38	90.38	0.45	88.52
7	0.20	90.42	0.25	88.54	0.17	90.20
8	0.25	90.14	0.01	92.53	0.07	92.43
9	0.05	92.52	0.13	90.40	0.09	92.20

Hyperparameter Optimization Is Deceiving Us, and How to Stop It

Seed	Heavy Ball		Adam		Nesterov	
	Learning Rate	Test Accuracy	Learning Rate	Test Accuracy	Learning Rate	Test Accuracy
10	0.24	91.57	0.34	89.92	0.21	90.25
11	0.13	89.61	0.37	88.84	0.28	88.82
12	0.39	90.57	0.16	88.37	0.48	89.30
13	0.23	90.54	0.29	90.03	0.36	89.84
14	0.12	91.48	0.27	88.17	0.37	89.92
15	0.44	88.39	0.47	90.14	0.03	92.45
16	0.02	92.49	0.05	88.98	0.41	90.97
17	0.24	90.48	0.48	89.68	0.42	90.14
18	0.22	90.65	0.19	89.28	0.37	90.76
19	0.32	89.35	0.04	87.64	0.09	92.31
20	0.08	92.00	0.35	90.09	0.04	92.41
21	0.04	92.21	0.19	87.70	0.43	88.26
22	0.08	91.70	0.48	89.28	0.09	91.96
23	0.30	90.47	0.19	89.27	0.46	88.69
24	0.43	87.91	0.12	89.80	0.00	91.72
25	0.14	91.83	0.32	89.38	0.05	92.39
26	0.09	91.08	0.11	88.69	0.22	89.33
27	0.31	90.80	0.18	88.78	0.03	92.50
28	0.12	91.44	0.15	89.67	0.40	89.57
29	0.32	90.29	0.33	90.57	0.49	89.25
30	0.46	88.74	0.37	88.54	0.02	92.36
31	0.14	91.70	0.23	87.67	0.29	91.48
32	0.38	88.21	0.48	89.03	0.31	90.77
33	0.26	90.63	0.24	89.98	0.40	90.70
34	0.00	92.34	0.29	88.92	0.30	89.92
35	0.41	90.42	0.43	87.19	0.05	92.45
36	0.01	92.29	0.16	89.39	0.09	91.62
37	0.43	89.65	0.02	90.32	0.33	90.21
38	0.26	90.75	0.27	89.20	0.22	90.83
39	0.24	89.39	0.12	88.04	0.30	90.45
40	0.05	92.33	0.38	88.89	0.28	91.07
41	0.26	91.05	0.21	88.33	0.32	90.34
42	0.03	92.60	0.22	90.38	0.37	90.09
43	0.40	90.04	0.35	89.36	0.20	91.67
44	0.40	86.03	0.21	88.67	0.06	91.90
45	0.34	90.74	0.38	88.94	0.46	88.58
46	0.03	92.27	0.38	88.17	0.25	89.88
47	0.42	89.96	0.09	89.24	0.31	90.56
48	0.39	89.85	0.02	90.09	0.50	90.85
49	0.29	90.73	0.46	89.68	0.24	91.08
50	0.20	90.42	0.44	86.52	0.14	91.14
51	0.28	91.14	0.31	87.57	0.46	90.39
52	0.31	89.41	0.02	89.85	0.09	91.38
53	0.48	88.73	0.33	88.99	0.16	91.07
54	0.39	89.95	0.44	89.81	0.41	89.51
55	0.27	90.23	0.32	89.92	0.05	92.29
56	0.20	91.25	0.02	90.24	0.04	92.44
57	0.24	89.38	0.36	88.91	0.39	88.77
58	0.33	90.18	0.02	91.24	0.43	89.42
59	0.22	89.94	0.20	88.67	0.17	91.34
60	0.42	89.87	0.05	90.05	0.22	90.59

Hyperparameter Optimization Is Deceiving Us, and How to Stop It

Seed	Heavy Ball		Adam		Nesterov	
	Learning Rate	Test Accuracy	Learning Rate	Test Accuracy	Learning Rate	Test Accuracy
61	0.31	91.05	0.25	89.78	0.48	90.21
62	0.21	91.13	0.35	87.74	0.03	92.48
63	0.36	89.23	0.14	88.80	0.12	91.97
64	0.44	88.85	0.37	90.13	0.30	90.59
65	0.22	91.10	0.26	86.19	0.22	90.86
66	0.28	89.60	0.04	89.31	0.27	90.26
67	0.02	92.51	0.26	88.61	0.18	91.30
68	0.39	89.72	0.49	89.79	0.23	91.23
69	0.33	89.05	0.39	89.95	0.38	89.04
70	0.04	92.37	0.45	88.22	0.38	88.97
71	0.16	91.45	0.33	88.78	0.07	92.59
72	0.24	90.88	0.11	88.26	0.11	91.90
73	0.31	87.91	0.03	89.51	0.09	91.36
74	0.08	91.18	0.11	87.35	0.36	90.35
75	0.13	90.62	0.47	89.42	0.14	91.29
76	0.21	89.19	0.23	87.83	0.28	90.58
77	0.18	90.22	0.22	88.75	0.44	89.61
78	0.19	91.13	0.48	88.11	0.08	92.08
79	0.01	92.28	0.34	88.39	0.46	88.19
80	0.05	92.18	0.24	88.30	0.41	90.66
81	0.45	89.66	0.17	90.57	0.36	90.17
82	0.40	89.85	0.44	89.99	0.47	89.53
83	0.12	91.79	0.22	87.92	0.12	91.95
84	0.23	90.14	0.20	89.50	0.06	92.38
85	0.13	91.58	0.11	88.53	0.02	92.58
86	0.28	91.23	0.08	87.17	0.19	91.87
87	0.04	92.02	0.21	89.94	0.23	90.39
88	0.41	89.96	0.14	89.31	0.34	90.48
89	0.38	89.73	0.18	89.02	0.07	92.25
90	0.01	92.50	0.05	89.98	0.17	90.53
91	0.10	91.39	0.49	90.73	0.37	90.16
92	0.43	88.90	0.10	88.03	0.08	91.33
93	0.19	90.73	0.17	88.35	0.02	92.48
94	0.06	92.03	0.27	90.07	0.08	92.19
95	0.30	90.59	0.15	89.50	0.43	89.46
96	0.00	92.22	0.33	89.32	0.06	92.29
97	0.29	89.47	0.28	87.41	0.25	90.82
98	0.06	92.09	0.13	90.70	0.31	90.51
99	0.01	92.45	0.38	87.42	0.06	91.93
100	0.42	89.73	0.29	90.54	0.44	89.38
101	0.28	88.55	0.48	89.14	0.27	89.38
102	0.47	89.41	0.29	89.36	0.17	91.47
103	0.08	91.82	0.39	89.06	0.43	90.25
104	0.28	90.46	0.10	87.66	0.39	90.20
105	0.12	91.78	0.30	89.10	0.47	90.14
106	0.17	91.53	0.18	89.15	0.14	91.93
107	0.45	91.17	0.27	87.65	0.00	92.32
108	0.44	86.58	0.21	88.24	0.34	87.95
109	0.44	89.07	0.24	88.77	0.39	90.94
110	0.21	90.78	0.25	86.56	0.44	90.03
111	0.25	90.24	0.17	88.79	0.38	88.35

Seed	Heavy Ball		Adam		Nesterov	
	Learning Rate	Test Accuracy	Learning Rate	Test Accuracy	Learning Rate	Test Accuracy
112	0.25	89.80	0.35	85.97	0.24	90.33
113	0.45	87.25	0.28	88.69	0.15	90.80
114	0.44	90.28	0.13	89.12	0.34	87.97
115	0.29	91.79	0.29	89.89	0.04	92.38
116	0.27	89.99	0.23	87.74	0.45	88.39
117	0.44	87.65	0.21	88.61	0.37	89.38
118	0.34	90.16	0.21	88.23	0.42	90.12
119	0.09	92.12	0.06	90.99	0.14	91.90
120	0.29	90.30	0.01	91.73	0.30	89.34
121	0.31	91.32	0.11	89.98	0.29	91.02
122	0.17	90.74	0.02	90.30	0.28	88.40
123	0.11	91.79	0.19	90.09	0.39	89.01
124	0.45	89.83	0.48	89.61	0.41	90.60
125	0.46	88.20	0.50	87.84	0.26	90.03

Table 5: Logs for our random-search-based defense experiment, performed on Logistic Regression.

B. Modal Logic

We first provide the necessary background on modal logic, which will inform the proofs in this appendix (Appendix B.1). We then describe our possibility logic—a logic for representing the possible results of the evil demon running EHPO—and prove that it is a valid modal logic (Appendix C.1). We then present a primer on modal belief logic (Appendix C.2), and suggest a proof for the validity of combining our modal possibility logic with modal belief logic (Appendix C.3).

B.1. Axioms from Kripke Semantics

Kripke semantics in modal logic inherits all of the the axioms from propositional logic, which assigns values T and F to each atom p , and adds two operators, one for representing *necessity* (\Box) and one for *possibility* (\Diamond).

- $\Box p$ reads “It is necessary that p ”.
- $\Diamond p$ reads “It is possible that p ”.

The \Diamond operator is just syntactic sugar, as it can be represented in terms of \neg and \Box :

$$\Diamond p \equiv \neg \Box \neg p \quad (2)$$

which can be read as:

“It is possible that p ” is equivalent to “It is not necessary that not p .”

The complete set of rules is as follows:

- Every atom p is a sentence.
- If D is a sentence, then
 - $\neg D$ is a sentence.
 - $\Box D$ is a sentence.
 - $\Diamond D$ is a sentence.
- If D and E are sentences, then

- $D \wedge E$ is a sentence.
- $D \vee E$ is a sentence.
- $D \rightarrow E$ is a sentence.
- $D \leftrightarrow E$ is a sentence
- $\Box(D \rightarrow E) \rightarrow (\Box D \rightarrow \Box E)$ (Distribution)
- $D \rightarrow \Box D$ (Necessitation)

B.2. Possible Worlds Semantics

Modal logic introduces a notion of *possible worlds*. Broadly speaking, a possible world represents the state of how the world *is* or potentially *could be* (Chellas, 1980; Garson, 2018). Informally, $\Box D$ means that D is true at *every* world (Equation 3); $\Diamond D$ means that D is true at *some* world (Equation 4).

Possible worlds give a different semantics from more familiar propositional logic. In the latter, we assign truth values $\{T, F\}$ to propositional variables $p \in \mathcal{P}$, from which we can construct and evaluate sentences $D \in \mathcal{D}$ in a truth table. In the former, we introduce a set of possible worlds, \mathcal{W} , for which each $w \in \mathcal{W}$ has own truth value for each p . This means that the value of each p can differ across different worlds w . Modal logic introduces the idea of valuation function,

$$\mathcal{V} : (\mathcal{W} \times \mathcal{D}) \rightarrow \{T, F\}$$

to assign truth values to logical sentences at different worlds. This in turn allows us to express the formulas, axioms, and inference rules of propositional logic in terms of \mathcal{V} . For example,

$$\mathcal{V}(w, \neg D) = T \leftrightarrow \mathcal{V}(w, D) = F$$

There are other rules that each correspond to a traditional truth-table sentence evaluation, but conditioned on the world in which the evaluation occurs. We omit these for brevity and refer the reader to Chellas (1980).

We do include the valuation rules for the \Box and \Diamond operators that modal logic introduces (Equations 3 & 4). To do so, we need to introduce one more concept: The accessibility relation, \mathcal{R} . \mathcal{R} provides a frame of reference for one particular possible world to access other possible worlds; it is a way from moving from world to world. So, for an informal example, $\mathcal{R}w_1w_2$ means that w_2 is possible relative to w_1 , i.e. we can reach w_2 from w_1 . Such a relation allows for a world to be possible relative potentially to some worlds but not others. More formally,

$$\mathcal{R} \subseteq \mathcal{W} \times \mathcal{W}$$

Overall, the important point is that we have a collection of worlds \mathcal{W} , an accessibility relation \mathcal{R} , and a valuation function \mathcal{V} , which together defines a Kripke model, which captures this system:

$$\mathcal{M} = \langle \mathcal{W}, \mathcal{R}, \mathcal{V} \rangle$$

Finally, we can give the valuation function rules for \Box and \Diamond :

$$\mathcal{V}(w, \Box D) = T \leftrightarrow \forall w', (\mathcal{R}ww' \rightarrow \mathcal{V}(w', D) = T) \quad (3)$$

$$\mathcal{V}(w, \Diamond D) = T \leftrightarrow \exists w', (\mathcal{R}ww' \wedge \mathcal{V}(w', D) = T) \quad (4)$$

Informally, for $\Box D$ to be true in a world, it must be true in every possible world that is reachable by that world. For $\Diamond D$ to be true in a world, it must be true in some possible world that is reachable by that world.

C. Our Multimodal Logic Formulation

C.1. A Logic for Reasoning about the Conclusion of EHPO

As in Section 5, we can define the well-formed formulas of our indexed modal logic recursively in Backus-Naur form, where t is any real number and P is any atomic proposition

$$\kappa := P \mid \neg\kappa \mid \kappa \wedge \kappa \mid \Diamond_t \kappa \quad (5)$$

where κ is a well-formed formula.

As we note in Section 5, where we first present this form of defining modal-logic, \Box is syntactic sugar, with $\Box p \equiv \neg\Diamond\neg p$ (which remains true for our indexed modal logic). Similarly, “or” has $p \vee q \equiv \neg(\neg p \wedge \neg q)$ and “implies” has $p \rightarrow q \equiv \neg p \vee q$, which is why we do not include them for brevity in this recursive definition.

We explicitly define the relevant semantics for \Diamond_t for reasoning about the demon’s behavior in running EHPO. For clarity, we replicate that definition of the semantics of expressing the possible outcomes of EHPO conducted in bounded time (Definitions 3 & 4, respectively) below:

Definition. Let Σ denote the set of randomized **strategies** for the demon. Each $\sigma \in \Sigma$ is a function that specifies which action the demon will take: Given its current set of logs \mathcal{L} , either 1) running a new H with hyper-hyperparameters s (for which the demon gets a new, randomly-generated seed) 2) erasing some logs, or 3) returning.

We can now define what the demon can reliably bring about, in terms of executing a strategy in bounded time:

Definition. We let $\sigma[\mathcal{L}]$ denote the outputs of σ running, starting from \mathcal{L} (i.e., the demon is given the logs in \mathcal{L} to start, then gets to run a strategy σ). Let $\tau_\sigma(\mathcal{L})$ denote the total time taken to run strategy σ ; this is equivalent to the sum of the times T it takes each HPO procedure $H \in \mathcal{H}$ used in the demon’s strategy to run. Note that since σ is a randomized strategy (and HPO runs H are randomized as well), both $\sigma[\mathcal{L}]$ and $\tau_\sigma(\mathcal{L})$ are random variables.

For any formula p , we say $\mathcal{L} \models \Diamond_t p$ if and only if

$$\exists \sigma \in \Sigma, \mathbb{P}(\sigma[\mathcal{L}] \models p) = 1 \wedge \mathbb{E}[\tau_\sigma(\mathcal{L})] \leq t.$$

C.1.1. A POSSIBLE WORLDS INTERPRETATION

Drawing on the possible worlds semantics that modal logic provides (Section B.2), we can define specific possible worlds semantics for our logic for expressing the actions of the demon in EHPO from above.

Definition 5. A **possible world** represents the set of logs \mathcal{L} the demon has produced at time $\tau_\sigma(\mathcal{L})$, i.e. after having concluded running EHPO, and the set of formulas \mathcal{P} that modeled from \mathcal{L} via function \mathcal{F} .

Therefore, different possible worlds represent the states that *could have existed* if the evil demon had executed different strategies (Definition 3). In other words, if it had performed EHPO with different learning algorithms, different HPO procedures, different hyper-hyperparameter settings, different amounts of time (less than the total upper bound), different learning tasks, different models, etc... to produce a different set of logs \mathcal{L} and corresponding set of conclusions \mathcal{P} .

In this formulation, the demon has knowledge of all possible worlds; it is trying to fool us about the relative performance of algorithms by showing as an intentionally deceptive world. Informally, moving from world to world (via an accessibility relation) corresponds to the demon running more passes of HPO to produce more logs to include in \mathcal{L} .

C.1.2. PROPERTIES OF THE EHPO REASONING LOGIC / LOGIC 5

We first provide some intuition concerning proving properties of non-indexed modal logic, and then show how we can derive parallel properties for our indexed modal logic, whose syntax and semantics are described above.

Proving properties of un-indexed modal logic:

\Box distributes over \wedge

$$\Box(p \wedge q) \rightarrow (\Box p \wedge \Box q) \quad (\Box \text{ distributes over } \wedge)$$

Inner proof 1

$$p \wedge q$$

$$p$$

$$(p \wedge q) \rightarrow p$$

$$\Box((p \wedge q) \rightarrow p) \quad (\text{Necessitation})$$

$$\Box(p \wedge q) \rightarrow \Box p \quad (\text{Distribution})$$

$$\Box p$$

(By assuming the hypothesis)

Inner proof 2

$$p \wedge q$$

$$q$$

$$(p \wedge q) \rightarrow q$$

$$\Box((p \wedge q) \rightarrow q) \quad (\text{Necessitation})$$

$$\Box(p \wedge q) \rightarrow \Box q \quad (\text{Distribution})$$

$$\Box q$$

(By assuming the hypothesis)

$$\Box p \wedge \Box q$$

(By inner proof 1, inner proof 2, assuming the hypothesis)

We can show a similar result for \Diamond and \wedge , omitted for brevity.

\Diamond distributes over \vee

$$\Diamond(p \vee q) \rightarrow (\Diamond p \vee \Diamond q) \quad (\Diamond \text{ distributes over } \vee)$$

$$\neg \Box \neg (p \vee q) \rightarrow (\Diamond p \vee \Diamond q) \quad (\Diamond a \equiv \neg \Box \neg a)$$

$$\neg \Box (\neg p \wedge \neg q) \rightarrow (\Diamond p \vee \Diamond q) \quad (\neg(a \vee b) \equiv (\neg a \wedge \neg b))$$

$$\neg (\Box \neg p \wedge \Box \neg q) \rightarrow (\Diamond p \vee \Diamond q) \quad (\Box \text{ distributes over } \wedge)$$

$$(\neg \Box \neg p \vee \neg \Box \neg q) \rightarrow (\Diamond p \vee \Diamond q) \quad (\neg(a \wedge b) \equiv (\neg a \vee \neg b))$$

$$(\Diamond p \vee \Diamond q) \rightarrow (\Diamond p \vee \Diamond q) \quad (\Diamond a \equiv \neg \Box \neg a)$$

We can show a similar result for \Box and \vee , omitted for brevity.

Proving properties of indexed modal logic:

We remind the reader that the following are the axioms of our indexed modal logic:

$$\vdash (p \rightarrow q) \rightarrow (\Diamond_t p \rightarrow \Diamond_t q) \quad (\text{necessitation} + \text{distribution})$$

$$p \rightarrow \Diamond_t p \quad (\text{reflexivity})$$

$$\Diamond_t \Diamond_s p \rightarrow \Diamond_{t+s} p \quad (\text{transitivity})$$

$$\Diamond_s \Box_t p \rightarrow \Box_t p \quad (\text{modal axiom 5}),$$

In short, to summarize these semantics—the demon has knowledge of all possible hyper-hyperparameters, and it can pick whichever ones it wants to run EHPO within a bounded time budget t to realize the outcomes it wants: $\Diamond_t p$ means it can realize p .

We inherit distribution and necessitation from un-indexed modal logic; they are axiomatic based on Kripke semantics. We provide greater intuition and proofs below.

Notes on necessitation for \Box_t :

Necessitation for our indexed necessary operator can be written as follows:

$$\vdash p \rightarrow \Box_t p$$

As we note in Section 5, \vdash just means here that p is a theorem of propositional logic. So, if p is a theorem, then so is $\Box_t p$. By theorem we just mean that p is provable by our axioms (these being the only assumptions we can use); so whenever p fits this definition, we can say $\Box_t p$.

For our semantics, this just means that when p is a theorem, it is necessary that p in time t .

Distribution for \Box_t :

$$\Box_t(p \rightarrow q) \rightarrow (\Box_t p \rightarrow \Box_t q)$$

We provide three ways to verify distribution over implication for \Box_t . From this, we will prove distribution over implication for \Diamond_t

A. The first follows from an argument about the semantics of possible worlds from the Kripke model of our system (Sections B.2 & C.1.1).

- i. It is fair to reason that distribution is self-evident given the definitions of implication (\rightarrow , formed from \neg and \vee in our syntax for well-formed formulas for our EPHO logic, given at (5) and necessity (\Box_t , formed from \neg and \Diamond_t in our syntax for well-formed formulas for our EHPO logic, given at (5)).
- ii. Similarly, we can further support this via our semantics of possible worlds.

We can understand $\Box_t p$ to mean, informally, that it an adversary does adopt a strategy σ that is guaranteed to cause the desired conclusion p to be the case while take at most time t in expectation. Formally, as an “necessary” analog to the semantics of \Diamond_t given in Definition 4:

For any formula p , we say $\mathcal{L} \models \Box_t p$ if and only if

$$\forall \sigma \in \Sigma, \mathbb{P}(\sigma[\mathcal{L}] \models p) = 1 \wedge \mathbb{E}[\tau_\sigma(\mathcal{L})] \leq t.$$

Given $p \rightarrow q$ is true in **all accessible worlds** (i.e, the definition of necessary), then we can say that q is true in all accessible worlds whenever p is true in all accessible worlds. As in i. above, this just follows / is axiomatic from the definitions of necessity and implication for Kripke semantics.

B. We can also prove distribution by contradiction.

- i. Suppose that the distribution axiom does not hold. That is, the hypothesis

$$\Box_t(p \rightarrow q)$$

is true and the conclusion

$$\Box_t p \rightarrow \Box_t q$$

is false.

- ii. By similar reasoning, from above $\Box_t p \rightarrow \Box_t q$ being false, we can say that $\Box_t p$ is true and $\Box_t q$ is false.
- iii. We can use Modal Axiom M (reflexivity, proven in the next section) to say $\Box_t p \rightarrow p$. Since $\Box_t p$ is true, we can use *modus ponens* to determine that p is true.
- iv. We can also say

$$\Box_t(p \rightarrow q) \rightarrow (p \rightarrow q)$$

(By Modal Axiom M (reflexivity))

- v. Since we $\Box_t(p \rightarrow q)$ is true from above, we can conclude via *modus ponens* that $p \rightarrow q$ must also be true.
- vi. We concluded above that p is true, so we can again use *modus ponens* and the fact that $p \rightarrow q$ is true to conclude that q is true.
- vii. By necessitation, we can then also say $q \rightarrow \Box_t q$, and conclude that $\Box_t q$ is true. This is a contradiction, as above we said that \Box_t is false.
- viii. Therefore, by contradiction, $\Box_t(p \rightarrow q) \rightarrow (\Box_t p \rightarrow \Box_t q)$ is proved.

C. We can separately take an intuitionistic approach to verify the distribution axiom (Bezhanishvili & Holliday, 2019):

- i. Let b be an **actual proof** of $p \rightarrow q$ so that we can say $a.b$ is a proof of $\Box_t(p \rightarrow q)$.
- ii. Let d be an **actual proof** of p so that we can say $c.d$ is a proof of $\Box_t p$.
- iii. From i. and ii., $b(d)$ is an **actual proof** of q , i.e. b (an actual proof of $p \rightarrow q$) is supplied d (an actual proof of p), and therefore can conclude q via an actual proof.
- iv. From iii., we can say this results in a proof of $\Box_t q$, i.e. $e.[b(d)]$.
- v. The above i.-iv. describes a function, $f : a.b \rightarrow f_{(a.b)}$. In other words, given **any proof** $a.b$ (i.e., of $\Box_t(p \rightarrow q)$) we can return function $f_{(a.b)}$, which turns **any proof** $c.d$ (i.e., of $\Box_t p$) into a proof $e.[b(d)]$ (i.e., of $\Box_t q$).
- vi. $f_{(a.b)}$ is thus a proof of $\Box_t p \rightarrow \Box_t q$.
- vii. From i.-vi., we gone from $a.b$ (a proof of $\Box_t(p \rightarrow q)$) to a proof of $\Box_t p \rightarrow \Box_t q$, i.e. have intuitionistically shown that $\Box_t(p \rightarrow q) \rightarrow (\Box_t p \rightarrow \Box_t q)$

Distribution and \Diamond_t :

We provide the following axiom in our logic:

$$\vdash (p \rightarrow q) \rightarrow (\Diamond_t p \rightarrow \Diamond_t q) \quad (\text{necessitation and distribution})$$

and we now demonstrate it to be valid.

$$\begin{aligned} \vdash (p \rightarrow q) &\rightarrow \Box_t(p \rightarrow q) && (\text{necessitation}) \\ &\rightarrow \Box_t(\neg q \rightarrow \neg p) && (\text{modus tollens}) \\ &\rightarrow (\Box_t \neg q \rightarrow \Box_t \neg p) && (\text{distribution}) \\ &\rightarrow (\neg \Box_t \neg p \rightarrow \neg \Box_t \neg q) && (\text{modus tollens}) \\ &\rightarrow (\Diamond_t p \rightarrow \Diamond_t q) && (\Diamond_t a \equiv \neg \Box_t \neg a) \end{aligned}$$

This concludes our proof, for how the axioms are jointly stated.

Further, we could also say

$$(p \rightarrow q) \rightarrow \Diamond_t(p \rightarrow q) \quad (\text{Modal axiom } M \text{ (reflexivity)})$$

And therefore also derive distribution over implication for possibility:

$$\Diamond_t(p \rightarrow q) \rightarrow (\Diamond_t p \rightarrow \Diamond_t q)$$

Modal Axiom M: Reflexivity

$$p \rightarrow \Diamond_t p$$

This axiom follows from how we have defined the semantics of our indexed modal logic (Definition 4). It follows from the fact that the demon could choose to do nothing.

We can provide a bit more color to the above as follows:

We can also derive this rule from necessitation, defined above (and from the general intuition / semantics of modal logic that necessity implies possibility). First, we can say that necessity implies possibility. We can see this a) from a possible worlds perspective and b) directly from our axioms. From a possible worlds perspective, this follows from the definition of the operators. Necessity means that there is truth at every accessible possible world, while possibility means there is truth at some accessible possible world, which puts that possible truth in time t as a subset of necessary truth in time t . From the axioms, we verify

$$\begin{array}{ll} \Box_t p \rightarrow \Diamond_t p & \text{(Theorem to verify, which also corresponds to Modal Axiom D (serial))} \\ \neg \Box_t p \vee \Diamond_t p & \text{(Applying } p \rightarrow q \text{ is equiv. } \neg p \vee q) \\ \Diamond_t \neg p \vee \Diamond_t p & \text{(By modal conversion, } \neg \Box_t p \rightarrow \Diamond_t \neg p) \\ & \text{(Which for our semantics is tautological)} \end{array}$$

That is, in time t it is possible that p or it is possible that p , which allows for us also to not conclude anything (in the case that the demon chooses to do nothing).

We can then say,

$$\begin{array}{ll} (\Box_t p \rightarrow p) \rightarrow \Diamond_t p & \text{(By necessitation and } \Box_t p \rightarrow \Diamond_t p) \\ p \rightarrow \Diamond_t p & \text{(By concluding } p \text{ from necessitation)} \end{array}$$

Another way to understand this axiom is again in terms of possible worlds. We can say in our system that every world is possible in relation to itself. This corresponds to the accessibility relation $\mathcal{R}ww$. As such, an equivalent way to model reflexivity is in terms of the following:

$$\Box_t p \rightarrow p$$

That is, if $\Box_t p$ holds in world w , then p also holds in world w , as is the case for $\mathcal{R}ww$. We can see this by proving $\Box_t p \rightarrow p$ by contradiction. Assuming this were false, we would need to construct a world w in which $\Box_t p$ is true and p is false. If $\Box_t p$ is true at world w , then by definition p is true at every world that w accesses. For our purposes, this holds, as $\Box_t p$ means that it is necessary for p to be the case in time t ; any world that we access from this world w (i.e. by say increasing time, running more HPO) would require p to hold. Since $\mathcal{R}ww$ means that w accesses itself, that means that p must also be true at w , yielding the contradiction.

Modal Axiom 4: Transitivity

$$\Diamond_t \Diamond_s p \rightarrow \Diamond_{t+s} p \quad (6)$$

We can similarly understand transitivity to be valid intuitively from the behavior of the demon and in relation to the semantics of our possible worlds. We do an abbreviated treatment (in relation to what we say for reflexivity above) for brevity.

In terms of the demon, we note that in our semantics $\Diamond_t p$ means that it is possible for the demon to bring about conclusion p via its choices in time t . Similarly, we could say the same for $\Diamond_s p$; this means it is possible for the demon to bring about conclusion p in time s . If it is possible in time t that it is possible in time s to bring about p , this is equivalent in our semantics to saying that it is possible in time $t + s$ to bring about conclusion p .

We can understand this rule (perhaps more clearly) in terms of possible worlds and accessibility relations.

For worlds w_n ,

$$\forall w_1, \forall w_2, \forall w_3, \mathcal{R}w_1w_2 \wedge \mathcal{R}w_2w_3 \rightarrow \mathcal{R}w_1w_3$$

In other words, this accessibility relation indicates that if w_1 accesses w_2 and if w_2 accesses w_3 , then w_1 accesses w_3 .

For understanding this in terms of relative possibility, we could frame this as, if w_3 is possible relative to w_2 and if w_2 is possible relative to w_1 , then w_3 is possible relative to w_1 . For our semantics of the demon, this means that in some time if in some time b we can get to some possible world w_3 from when we're in w_2 and in time a we can get to some possible world w_2 when we're in w_1 , then in time $a + b$ we can get to w_3 from w_1 .

This axiom is akin to us regarding a string of exclusively possible or exclusively necessary modal operators as just one possible or necessary modal operator, respectively; we regard then regard sum of times as the amount of time it takes to bring about p (again, being necessary or possible, respectively).

Modal Axiom 5: Symmetric

$$\Diamond_s \Box_t p \rightarrow \Box_t p \quad (7)$$

We can similarly understand that our modal logic is symmetric; this is valid intuitively from the behavior of the demon. We further abbreviate our treatment for brevity. In terms of the demon, we note that in our semantics $\Diamond_s p$ means that it is possible for the demon to bring about conclusion p via its choices in time s . We can also say $\Box_t p$ means that it is necessary for the demon to bring about p in time t . If it is possible in time s that it is necessary in time s to bring about p , this is equivalent in our semantics to saying that it is necessary in time t to bring about conclusion p . In other words, we can disregard would could have possibly happened in time s from the demon's behavior and only regard what was necessary in time t for the demon to do in order to bring about p .

This axiom is akin to us just regarding the rightmost modal operator when we have a mix of modal operators applied iteratively; we can disregard what was possible or necessary in the time prior to the rightmost operator, and say that what we can say about a sentence p (whether it is possible or necessary) just relates to how much time the last operator required to bring about p .

C.2. Belief Logic

The logic of belief is a type of modal logic, called doxastic logic, where the modal operator \mathcal{B} is used to express belief. Different types of reasoners can be defined using axioms that involve \mathcal{B} (Smullyan, 1986).

We can formulate the doxastic logic of belief in Backus-Naur form:

For any atomic proposition P , we define recursively a well-formed formula ϕ as

$$\phi := P \mid \neg\phi \mid \phi \wedge \phi \mid \mathcal{B}\phi \quad (8)$$

where \mathcal{B} means “It is believed that ϕ ”. We interpret this recursively where p is the base case, meaning that ϕ is p if it is an atom, $\neg\phi$ is well-formed if ϕ is well-formed. We can also define \vee , \rightarrow , and \leftrightarrow from \neg and \wedge , as in propositional logic.

As stated in Section 5.2, we model a consistent Type 1 reasoner (Smullyan, 1986), which has access to all of propositional logic, has their beliefs logical closed under *modus ponens*, and does not derive contradictions. In other words, we have the following axioms:

$$\neg(\mathcal{B}p \wedge \mathcal{B}\neg p) \equiv \mathcal{B}p \rightarrow \neg\mathcal{B}\neg p$$

which is the consistency axiom,

$$\vdash p \rightarrow \mathcal{B}p$$

which is akin to Necessitation above in Section B.1 and means that we believe all tautologies, and

$$\mathcal{B}(p \rightarrow q) \rightarrow (\mathcal{B}p \rightarrow \mathcal{B}q)$$

which means that belief distributes over implication. This notably does not include

$$\mathcal{B}p \rightarrow p$$

which essentially means that we do not allow for believing p to entail concluding p . This corresponds to us actually wanting to run hyperparameter optimization before we conclude anything to be true. We do not just want to conclude something to be true based only on *a priori* information. This is akin to picking folklore parameters and concluding they are optimal without running hyperparameter optimization.

C.3. Combining Logics

It is a well known result that we can combine modal logics to make a multimodal logic (Scott, 1970). In particular, we refer the reader to results on *fusion* (Thomason, 1984).

For a brief intuition, we are able to combine our EHPO logic with belief logic since we are operating over the same set of possible worlds. The results of running EHPO produce a particular possible world, to which we apply our logic of belief in order to reason about the conclusions drawn in that world.

C.4. Our Multimodal Logic

We develop the following multimodal logic, which we also state in Section 5:

$$\psi := P \mid \neg\psi \mid \psi \wedge \psi \mid \Diamond_t\psi \mid \mathcal{B}\psi$$

C.4.1. AXIOMS

We give this multimodal logic semantics to express our t -non-deceptiveness axiom, which we repeat below for completeness:

For any formula p ,

$$\neg(\Diamond_t \mathcal{B}p \wedge \Diamond_t \mathcal{B}\neg p)$$

We can similarly express a t -deceptiveness axiom:

For any formula p ,

$$\Diamond_t \mathcal{B}p \rightarrow \neg \Diamond_t \mathcal{B}\neg p$$

To reiterate, *multimodal* just means that we have multiple different modes of reasoning, in this case our \Diamond_t semantics for the demon doing EHPO and our consistent Type 1 reasoner operator \mathcal{B} .

Given a reasonable maximum time budget t , we say that EHPO is t -non-deceptive if it satisfies all of axioms above. Moreover, based on this notion of t -non-deceptiveness, we can express what it means to have a defense to being deceived.

C.4.2. PROVING THAT \mathcal{B}_* IS NON-DECEPTIVE

We provide more details on our proof summary in Section 6 for why \mathcal{B}_* satisfies t -non-deceptiveness.

To recapitulate what we say in Section 6, we suppose some “naive” belief operator $\mathcal{B}_{\text{naive}}$ (based on a conclusion function $\mathcal{F}_{\text{naive}}$) that satisfies the axioms of Section 5.2.

We want to use $\mathcal{B}_{\text{naive}}$ to construct a new operator \mathcal{B}_* that is guaranteed to be deception-free.

To do so, we define the belief operator \mathcal{B}_* such that for any statement p ,

$$\mathcal{B}_*p \equiv \mathcal{B}_{\text{naive}}p \wedge \neg \Diamond_t \mathcal{B}_{\text{naive}}\neg p.$$

That is, we conclude p only if both our naive reasoner would have concluded p , and it is impossible for an adversary to get it to conclude $\neg p$ in time t .

We then say that this enables us to show t -non-deceptiveness, following directly from the axioms in a proof by contradiction.

We curtailed the steps in Section 6 to show this. We show an unabbreviated version here of the proof by contradiction for completeness. We show by contradiction that \mathcal{B}_* satisfies t -non-deceptiveness,

$$\neg(\Diamond_t \mathcal{B}_*p \wedge \Diamond_t \mathcal{B}_*\neg p)$$

So, for proof by contradiction we suppose $\Diamond_t \mathcal{B}_*p \wedge \Diamond_t \mathcal{B}_*\neg p$ is true, and then evaluate each component of the conjunction:

$$\begin{aligned} \Diamond_t \mathcal{B}_*p &\equiv \Diamond_t (\mathcal{B}_{\text{naive}}p \wedge \neg \Diamond_t \mathcal{B}_{\text{naive}}\neg p) && \text{(By applying } \Diamond_t \text{ to our definition of } \mathcal{B}_*p) \\ &\rightarrow \Diamond_t (\neg \Diamond_t \mathcal{B}_{\text{naive}}\neg p) && ((a \wedge b) \rightarrow a, \text{ so by distribution } \Diamond_t(a \wedge b) \rightarrow \Diamond_t a) \\ &\rightarrow \neg \Diamond_t \mathcal{B}_{\text{naive}}\neg p && \text{(by Modal Axiom 5),} \\ \Diamond_t \mathcal{B}_*\neg p &\equiv \Diamond_t (\mathcal{B}_{\text{naive}}\neg p \wedge \neg \Diamond_t \mathcal{B}_{\text{naive}}p) && \text{(By applying } \Diamond_t \text{ to our definition of } \mathcal{B}_*\neg p) \\ &\rightarrow \Diamond_t \mathcal{B}_{\text{naive}}\neg p && ((a \wedge b) \rightarrow a, \text{ so by distribution } \Diamond_t(a \wedge b) \rightarrow \Diamond_t a) \end{aligned}$$

which yields

$$\Diamond_t \mathcal{B}_*p \wedge \Diamond_t \mathcal{B}_*\neg p \equiv \neg \Diamond_t \mathcal{B}_{\text{naive}}\neg p \wedge \Diamond_t \mathcal{B}_{\text{naive}}\neg p$$

and $\neg \Diamond_t \mathcal{B}_{\text{naive}}\neg p \wedge \Diamond_t \mathcal{B}_{\text{naive}}\neg p$ must be false, which yields a contradiction. Therefore by contradiction we derive the t -non-deceptiveness axiom for \mathcal{B}_* .

D. Showing Grid Search Entails Deceptive EHPO

We provide more detail that grid search is deceptive, extending what we present in Section 6. In particular, we note that without additional assumptions (e.g. Lipschitz continuity), it is not possible to build a defense using grid search. This is why we focus our defense strategy on random search.

E. Validating Defenses to Hyperparameter Deception

Suppose we are considering HPO via random search (Bergstra et al., 2011), in which the set of allowable hyperparameters contains tuples (μ, M) , where μ is a distribution over all possible hyperparameter sets Λ and M is the number of different hyperparameter configuration trials to run. This set S is the Cartesian product of the set of allowable distributions D ($\mu \in D$) and M .

Suppose that for any two allowable distributions $\mu, \nu \in D$ and any event A (a measurable subset of Λ), $\mu(A) \leq e^\gamma \cdot \nu(A)$ (i.e., the Renyi ∞ -divergence between any pair of distributions is at most γ). This bounds how much the choice of hyper-hyperparameter can affect the hyperparameters in HPO.

We also suppose we start from a naive reasoner (expressed via the operator \mathcal{B}_{naive}), which draws conclusions based on a log with K trials. For this scenario, we are only concerned with the reasoner’s conclusions from K -trial logs. We therefore assume w.l.o.g. that the reasoner draws no conclusions unless presented with exactly one log with exactly K trials.

For some constant $R \in \mathbb{N}$, we construct a new reasoner \mathcal{B}_* that does the following: It draws conclusions only from a single log with exactly KR trials (otherwise it concludes nothing). To evaluate a proposition p , it splits the log into R groups of K trials each, evaluates \mathcal{B}_{naive} on p on each of those R groups, and then concludes p only if \mathcal{B}_{naive} also concluded p on all R groups.

Now consider a particular (arbitrary) proposition p . Since \mathcal{B}_* draws conclusions based on only a single log, any strategy σ for the demon is equivalent to one that maintains at most one log at all times (the “best” log it found so far for its purposes, as it can discard the rest).

Let Q be the supremum, taken over all allowable distributions μ , of the probability that running a group of K random search trials using that distribution will result in a log that would convince the \mathcal{B}_{naive} of p . Similarly, let Q_{\neg} be the supremum, taken over all allowable distributions ν , of the probability that running a group of K trials using that distribution will result in a log that would convince \mathcal{B}_{naive} of $\neg p$.

Observe that Q is the probability of an event in a product distribution of K independent random variables each distributed according to μ , and similarly for Q_{\neg} , and the corresponding events are disjoint. By independent additivity of the Renyi divergence, the Renyi ∞ -divergence between these corresponding product measures will be γK . It follows that

$$1 - Q \geq \exp(-\gamma K) Q_{\neg}$$

and

$$1 - Q_{\neg} \geq \exp(-\gamma K) Q$$

From here it’s fairly easy to conclude that

$$Q + Q_{\neg} \leq \frac{2}{1 + \exp(-\gamma K)}.$$

Now, an EHPO procedure using random search with KR trials will convince \mathcal{B}_* of p with probability Q^R , since all R independently sampled groups of K trials must “hit” and each hit happens with probability Q . Thus, the expected time it will take the fastest strategy to convince us of p is $Q^{-R} \cdot KR$. Similarly, the fastest strategy to convince us of $\neg p$ takes expected time $Q_{\neg}^{-R} \cdot KR$.

Suppose now, by way of contradiction, that the t -non-deceptiveness axiom is violated, and there are strategies that can achieve both of these in time at most t . That is,

$$Q^{-R} \cdot KR \leq t \quad \text{and} \quad Q_{\neg}^{-R} \cdot KR \leq t.$$

From here, it's fairly easy to conclude that

$$Q + Q_{\neg} \geq 2 \left(\frac{KR}{t} \right)^{1/R}.$$

Combining this with our conclusion above gives

$$\left(\frac{KR}{t} \right)^{1/R} \leq \frac{1}{1 + \exp(-\gamma K)}.$$

It's clear that we can cause this to be violated by setting R to be large enough. Observe that

$$\frac{1}{1 + \exp(-\gamma K)} \leq \exp(-\exp(-\gamma K)),$$

so

$$\left(\frac{KR}{t} \right)^{1/R} \leq \exp(-\exp(-\gamma K)).$$

Taking the root of both sides gives

$$\left(\frac{KR}{t} \right)^{\frac{1}{R \exp(-\gamma K)}} \leq \frac{1}{e}.$$

Finally, substitute

$$\beta = R \exp(-\gamma K).$$

Then, taking the root of both sides gives

$$\left(\frac{\beta K}{t \exp(-\gamma K)} \right)^{1/\beta} \leq \frac{1}{e}.$$

Finally, set

$$\beta = \sqrt{\frac{t \exp(-\gamma K)}{K}}.$$

This gives

$$\left(\frac{1}{\beta} \right)^{1/\beta} \leq \frac{1}{e}.$$

But this is impossible, as the minimum of x^x occurs above $1/e$. This gives a concrete value of R as

$$R = \beta \exp(\gamma K) = \sqrt{\frac{t \exp(\gamma K)}{K}} = O(\sqrt{t}).$$

This shows that, for this task, if we run our constructed EHPO with $R = O(\sqrt{t})$ assigned in this way, it will be guaranteed to be t -non-deceptive.