

Exponential speedup of incoherent tunneling via dissipation

D. Maile,^{1,2} S. Andergassen,² W. Belzig,¹ and G. Rastelli^{1,3,4}

¹Fachbereich Physik, Universität Konstanz, D-78457 Konstanz, Germany

²Institut für Theoretische Physik and Center for Quantum Science, Universität Tübingen, Auf der Morgenstelle 14, 72076 Tübingen, Germany

³Zukunftskolleg, Universität Konstanz, D-78457, Konstanz, Germany

⁴INO-CNR BEC Center and Dipartimento di Fisica, Università di Trento, I-38123 Povo, Italy

(Dated: July 8, 2021)

We study the escape rate of a particle in a metastable potential in presence of a dissipative bath coupled to the momentum of the particle. Using the semiclassical bounce technique, we find that this rate is exponentially enhanced. In particular, the influence of momentum dissipation depends on the slope of the barrier that the particle is tunneling through. We investigate also the influence of dissipative baths coupled to the position, and to the momentum of the particle, respectively. In this case the rate exhibits a non-monotonic behavior as a function of the dissipative coupling strengths. Remarkably, even in presence of position dissipation, momentum dissipation can enhance exponentially the escape rate in a large range of the parameter space. The influence of the momentum dissipation is also witnessed by the substantial increase of the average energy loss during inelastic (environment-assisted) tunneling.

I. INTRODUCTION

In minimization methods, the research of the absolute minimum becomes a challenging problem when the landscape is characterized by many relative minima and energy barriers of comparable size. Classical methods used by classical computers (e.g. Monte Carlo simulations) generally require exponentially long times. Quantum adiabatic annealing methods propose an alternative strategy which is based on the idea to elevate the classical system to the quantum domain [1–5]. However, such a strategy also poses time constraints. An alternative and optimal strategy could be to exploit the quantum tunneling effect as an irreversible process [6] by avoiding possible quantum coherent oscillations between different minima. This can be in principle realized if the quantum system is not closed but is dissipatively coupled to an external bath. The influence of dissipation on quantum annealing has been recently studied [7–9]. In open quantum systems, contrary to intuition, dissipation and dephasing can even enhance the rate of some processes, as in quantum computation via engineered dissipation [10] or in transport phenomena assisted by noise in quantum networks and biomolecules [11] and in photosynthetic biomolecules [12]. Environment-assisted quantum transport has been recently studied in a controlled fashion in a spin network formed by trapped ions [13].

Contrary to the classical case, an isolated quantum particle at zero temperature in a metastable minimum can escape into the unbound region of the potential, with a continuous energy spectrum, beyond the energy barrier [14–17]. In order to investigate the crossover from the quantum to the classical regime, Caldeira and Leggett first considered the metastable escape in presence of a dissipative bath coupled to the position [18] finding that a such coupling leads, indeed, to a reduction of the escape rate, as intuitively expected. Subsequent works in the literature analyzed in details this seminal problem

[19–23]. On the other hand, the problem of the quantum escape from a metastable well in presence of a dissipative bath coupled to the momentum of the particle has

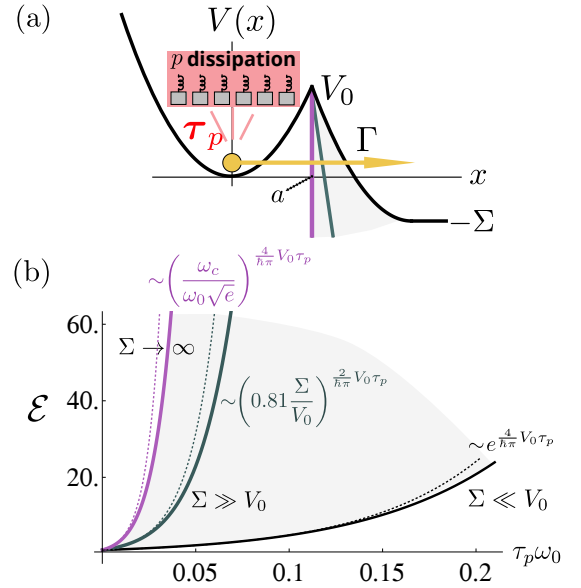


Figure 1. (a) The considered model of a particle in a (semi-double parabolic) potential and coupled to an external bath via the momentum operator with coupling constant τ_p . The slope of the energy barrier on the right can be changed by varying the minimum Σ , the different colored lines correspond to different values of Σ . (b) Exponential enhancement \mathcal{E} of the escape rate Γ as a function of τ_p . Different lines correspond to different regimes: $\Sigma = 0.01V_0$, $\Sigma = 10^4V_0$, $\Sigma = \infty$; the dotted lines correspond to analytic expansions (see text). The frequency of the harmonic well is ω_0 whereas ω_c is the high frequency cutoff of the bath spectral density. In all cases the escape rate increases exponentially. Parameters $V_0/\hbar\omega_0 = 12.5$ and $\omega_c = 8000\omega_0$.

not been studied so far, although previous studies briefly mentioned a possible enhancement [24, 25].

We here investigate the escape rate via quantum tunneling of a particle trapped in a metastable well and coupled to an external bath via the momentum operator, see Fig. 1. This kind of dissipative interaction has been discussed in other potentials [25–31]. We here show that the coupling to an external bath via the momentum operator increases the escape rate. The enhancement is obtained even in presence of a second dissipative bath coupled to the position operator of the particle. We note that although we analyze an irreversible escape process, our results are valid also for asymmetric double well potentials [31, 32] as long as tunneling is completely incoherent (irreversible) in the regime of strong dissipative coupling with the two baths and in the limit of low temperature. We also calculate the average energy loss towards the environments during the tunneling process and find a crossover in the dominance of the respective environmental couplings as a function of the slope of the barrier.

II. THEORETICAL MODEL

In the semiclassical limit $V_0 \gg \hbar\omega_0$, where V_0 is the energy barrier and ω_0 the harmonic frequency associated to the relative minimum, the escape rate Γ of the particle through the barrier is of the form

$$\Gamma = K e^{-\frac{1}{\hbar} S_{cl}}. \quad (1)$$

In the path integral formalism, the exponent S_{cl} represents the Euclidean action on the minimizing (classical) path $x_{cl}(\tau)$ in the imaginary time τ and the prefactor K is related to the first order corrections due to fluctuations around this path [33–35]. In absence of any coupling to an external bath, we denote the bare escape rate associated to the potential by $\Gamma_0 = K_0 e^{-\frac{1}{\hbar} S_{cl}^{(0)}}$. Generally, the prefactor depends on the dissipative couplings. While K can be enhanced in presence of momentum dissipation affecting the trapped particle, i.e. $K \gg K_0$ (see Appendix C), the leading dependence is due to the exponential term. For this reason the present analysis is focused on the ratio between the two exponential terms

$$\mathcal{E} = e^{-\frac{1}{\hbar} (S_{cl} - S_{cl}^{(0)})}. \quad (2)$$

For $\mathcal{E} > 1$ the escape rate is increased due to the presence of dissipative couplings, whereas it is reduced for $\mathcal{E} < 1$.

Choosing a suitable shape of the metastable potential allows us to obtain analytic results also in presence of dissipation. For simplicity, we model the potential by $V(x) = m\omega_0^2 x^2/2$ for $x < a$ and $V(x) = m\omega_0^2 (x - x_m)^2/2 - \Sigma$ for $a < x < x_m$, as shown in Fig. 1a. From the second minimum the potential remains flat, with $V(x) = -\Sigma$ for $x \geq x_m$ which controls the slope on the right side of the barrier. The matching condition at

$x = a$ yields $m\omega_0^2 (a - x_m)^2/2 - \Sigma = V_0$, relating x_m to a . We also calculated the action for a more general potential, showing that the obtained results represent the general case, see Appendix E.

Integrating out the baths to which the particle is coupled via the momentum and position operators, the action in the exponential of Eq. (1) can be split into two parts $S = S_0 + S_{dis}$, with [36]

$$S_0[x(\tau)] = \int_{-\frac{\beta}{2}}^{\frac{\beta}{2}} d\tau \left[\frac{m}{2} \dot{x}^2(\tau) + V[x(\tau)] \right] \quad (3)$$

and the dissipative part as [31]

$$S_{dis}[x(\tau)] = \frac{1}{2} \iint_{-\frac{\beta}{2}}^{\frac{\beta}{2}} d\tau d\tau' F^{(x)}(\tau - \tau') x(\tau) x(\tau') \\ + \frac{1}{2} \iint_{-\frac{\beta}{2}}^{\frac{\beta}{2}} d\tau d\tau' F^{(p)}(\tau - \tau') \dot{x}(\tau) \dot{x}(\tau'), \quad (4)$$

where the limit $\beta \rightarrow \infty$ has to be performed at the end. Assuming Ohmic spectral densities read $F^{(x)}(\tau) = \sum_l F_l^{(x)} e^{i\omega_l \tau}/\beta$ and $F^{(p)}(\tau) = \sum_l F_l^{(p)} e^{i\omega_l \tau}/\beta$, with the Matsubara frequency components $F_l^{(x)} = \gamma m |\omega_l| f_c(\omega_l)$ and $F_l^{(p)} = m[-1 + (1 + \tau_p |\omega_l| f_c(\omega_l))^{-1}]$ respectively, where $\omega_l = 2\pi l/\beta$ (with l integer) [31] and $f_c(\omega_l) = (1 + |\omega_l|/\omega_c)^{-1}$ is a Drude cutoff function with a frequency cutoff ω_c . We assume a large frequency cutoff $\omega_c \gg \omega_0$, $\omega_c \gg \gamma$ and $\omega_c \gg \tau_p \omega_0^2$. The parameters γ and τ_p are the coupling constants associated to the position and the momentum dissipation, respectively.

In the semiclassical path integral method for the quantum decay, the minimizing path $x_{cl}(\tau)$ of the action S is the solution of the classical equation of motion with the inverted potential $-V(x)$. At zero temperature ($\beta \rightarrow \infty$) a non-trivial solution $x_{cl}(\tau) \neq 0$ is called bounce path: The particle starts at the minimum of the well at $x(\tau = -\beta/2)|_{\beta \rightarrow \infty} = 0$, reaches the turning point $x(\tau = 0) = x_{esc}$, and then returns to $x(\tau = \beta/2)|_{\beta \rightarrow \infty} = 0$. Examples of $x_{cl}(\tau)$ for the bare potential $\gamma = \tau_p = 0$ are

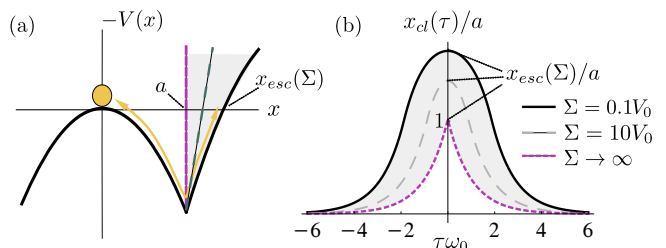


Figure 2. (a) Example of the inverted potential $-V(x)$ for the motion of the minimizing (classical) path $x_{cl}(\tau)$. (b) Different paths $x_{cl}(\tau)$ for different values of Σ in the non dissipative case $\gamma = \tau_p = 0$. The path shrinks with increasing Σ . For $\Sigma = \infty$ the particle is instantly reflected at the turning point x_{esc} .

reported in Fig. 2, for the ones in presence of dissipation we refer to the Appendix B. The imaginary time spent in the region $a < x(\tau) < x_{esc}$ is called bounce time ξ_B , which turns out to depend strongly on the slope of the potential and ultimately vanishes in the limit of sharp potential. This characteristic time scale is determined by the integral equation [37]

$$\frac{1}{\omega_0^2} \frac{1}{\sqrt{1 + \Sigma/V_0 + 1}} = \frac{1}{\pi} \int_0^\infty d\omega \frac{\sin(\omega \xi_B)}{\omega \left(\frac{\omega^2}{1 + \tau_p \omega f_c(\omega)} + \omega_0^2 + \gamma \omega f_c(\omega) \right)}. \quad (5)$$

The analytic solution for the action S_{cl} is given by

$$S_{cl} = - \frac{2\omega_0^2 V_0 \left(\sqrt{1 + \Sigma/V_0} + 1 \right)^2}{\pi} \times \int_0^\infty d\omega \frac{1 - \cos(\omega \xi_B)}{\omega^2 \left(\frac{\omega^2}{1 + \tau_p \omega f_c(\omega)} + \omega_0^2 + \gamma \omega f_c(\omega) \right)} + 2V_0 \left(1 + \sqrt{1 + \Sigma/V_0} \right) \xi_B. \quad (6)$$

We note that the dependence on the bounce time ξ_B implies a change of the action when the slope of the right side of the potential barrier is varied.

III. RESULTS

Our main results are summarized in Figs. 1 and 3. In Fig. 1, we show the results for pure momentum dissipation of coupling strength τ_p , for different slopes of the right side of the barrier. In presence of pure momentum dissipation, the action decreases as a function of the coupling parameter τ_p leading to the enhancement of the escape rate observed in Fig. 1b. In contrast, for pure position dissipation in a metastable well one obtains an exponential suppression of the escape rate [18–20, 22, 23].

A simple picture for the observed exponential speedup of the escape rate can be given in the limit of infinite slope (see Fig. 1a), which is obtained by taking the limit $\Sigma \rightarrow \infty$ [20]. As a consequence, the particle is instantly reflected at $x_{esc} = a$ leading to a vanishing bounce time $\xi_B \rightarrow 0$ (see Fig. 2b). In this case, $S_{cl}/\hbar \equiv a^2/(2\langle x^2 \rangle)$, with a the position of the barrier maximum and $\langle x^2 \rangle$ the harmonic quantum fluctuations of the particle in the well. As the momentum dissipation *increases* the quantum fluctuations $\langle x^2 \rangle$ [26, 27, 30], the escape rate is enhanced as a consequence. In the weak coupling limit $\omega_0 \tau_p \ll 1$, the expansion of $\langle x^2 \rangle$ in the action S_{cl} yields

$$\mathcal{E}_{\gamma=0}^{(\Sigma=\infty)} \approx \left(\frac{\omega_c}{\omega_0 \sqrt{e}} \right)^{\frac{4}{\pi \hbar} V_0 \tau_p} \quad \omega_0 \tau_p \ll 1, \quad \omega_c \xi_B \ll 1. \quad (7)$$

The escape rate \mathcal{E} is limited by the cutoff frequency ω_c as $\langle x^2 \rangle$ diverges in the limit $\omega_c \rightarrow \infty$ [30]. This simple form

provides a good approximation also for a sharp barrier with a finite slope (and small ξ_B) as long as $\omega_c \xi_B \ll 1$.

For a finite slope of the barrier, the classical action is not anymore simply related to the harmonic quantum fluctuations $S_{cl}/\hbar \neq a^2/(2\langle x^2 \rangle)$. However, the exponential enhancement still persists in this more realistic situation shown in Fig. 1b and in particular is not affected by the presence of conventional (position) dissipation, as will be discussed in the following. The exponential enhancement of the rate in presence of momentum dissipation strongly depends on the steepness of the barrier. As shown in Fig. 1b, the effect is maximal for a sharp barrier ($\Sigma = \infty$), which represents an upper theoretical bound, and then becomes less pronounced. A qualitative understanding is provided by the following physical picture: The presence of the momentum dissipation gives rise to an anomalous friction force in the equation for the minimal path x_{cl} . Such a force is proportional to the acceleration through a memory friction function (i.e. nonlocal in time), see Appendix B. As the acceleration is strongly controlled by the conservative force $\sim dV(x)/dx$, the anomalous friction force becomes important at the turning point x_{esc} , viz. when $dx^2(\tau)/d^2\tau$ becomes large, see example of Fig. 2. Notice that the turning point x_{esc} also depends on the dissipative couplings and does not coincide with the zero of the potential $V(x_0) = V(0) = 0$ as in the case of no dissipation (see Appendix B). Finally, we remark that even in the limit $dV(x)/dx|_{x=x_{esc}} = -\infty$, the results for the action remain finite as the friction is nonlocal in time.

For finite value of Σ , an intermediate regime is identified by a reduced slope of the potential for $\Sigma \gg V_0$ and an increased bounce time $\omega_c \xi_B \gg 1$ (but still $\omega_0 \xi_B \ll 1$). In this case, the action is not limited anymore by the cutoff frequency ω_c . The escape rate still depends exponentially on the dissipative momentum interaction, but with an explicit dependence on Σ

$$\mathcal{E}_{\gamma=0}^{(\Sigma \gg V_0)} \approx \left(k_1 \frac{\Sigma}{V_0} \right)^{\frac{2}{\pi \hbar} V_0 \tau_p} \quad \omega_0 \tau_p \ll 1, \quad \omega_c \xi_B \gg 1, \quad (8)$$

where $k_1 = e^{2(1-C)}/4 \approx 0.81$ with C the Euler constant. Eq. (8) corresponds to the (gray) dotted line in Fig. 1b.

A further interesting regime corresponds to $\Sigma \ll V_0$, for a finite slope and bounce time [38]. In the limit $\Sigma \ll V_0$ the problem becomes equivalent to the solution of a slightly asymmetric double well in the incoherent overdamped limit, discussed in [32] for pure position dissipation. In a such limit the exponential enhancement is described by

$$\mathcal{E}_{\gamma=0}^{(\Sigma \ll V_0)} \approx e^{\frac{4}{\pi \hbar} V_0 \tau_p} \quad \omega_0 \tau_p \ll 1, \quad \omega_0 \xi_B \gg 1. \quad (9)$$

We note that the different regimes of Σ described by Eqs. (7)-(9) present characteristic base functions, whereas the exponent controlling the effect of momentum dissipation is the same.

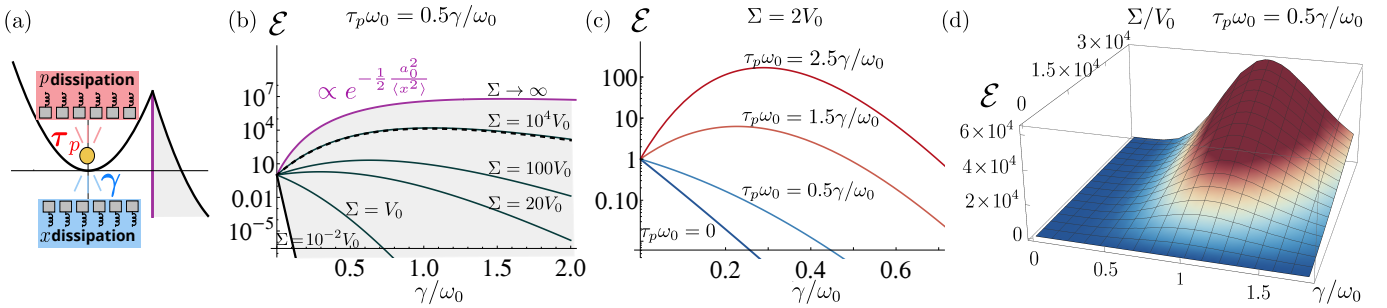


Figure 3. (a) Particle in a metastable well in presence of both dissipative couplings. (b) Logarithmic plot of \mathcal{E} as a function of γ , at fixed ratio $\tau_p \omega_0^2 / \gamma = 0.5$ and for different values of Σ . The gray area and the violet and black lines correspond to the shape in the panel (a). The dashed line is the analytical result shown in the Appendix B. (c) Logarithmic plot of \mathcal{E} as a function of γ , for $\Sigma = 2V_0$ and different values of the ratio $\tau_p \omega_0^2 / \gamma$. (d) \mathcal{E} as a function of Σ and γ , at fixed ratio $\tau_p \omega_0^2 / \gamma = 0.5$. For (b), (c) and (d) we used $V_0 / \hbar \omega_0 = 12.5$.

The analytical solutions for \mathcal{E} presented so far are restricted to pure momentum dissipation ($\gamma = 0$). The respective curves are displayed in Fig. 1 and agree well with the numerical results of Eqs. (5) and (6) in the respective regimes. Further analytical expressions in presence of both dissipative couplings are reported in the Appendix B in various regimes of $\omega_0 \xi_B$, $\omega_c \xi_B$ and Σ / V_0 and they also agree well with the numerical results (an example is given in Fig. 3b). The main result analyzed for pure momentum dissipation also holds in presence of both baths when position dissipation dominates, as shown in Fig. 3. In general, the presence of both dissipative couplings (momentum and position) leads however to a non-monotonic behavior as a function of γ / ω_0 (or $\tau_p \omega_0$) clearly visible in \mathcal{E} shown in Fig. 3b-d for a fixed ratio $\tau_p \omega_0^2 / \gamma$. Again, a simple physical picture is obtained in the limit $\Sigma = \infty$ in which \mathcal{E} is determined uniquely by the harmonic quantum fluctuations $\langle x^2 \rangle$ of the harmonic well. Such harmonic quantum fluctuations exhibit a non-monotonic behavior as a function of the coupling strengths [30]. This is reflected in the results for \mathcal{E} shown in Fig. 3b for a fixed ratio $\tau_p \omega_0^2 / \gamma$ and different values of Σ . We note that, in the regime of sharp potential $\Sigma \gg V_0$, the effect of momentum dissipation dominates over the range of γ / ω_0 shown in the figure. This is due to the strong dependence of the momentum dissipation on the slope as explained previously. In Fig. 3c we show \mathcal{E} for a given value of $\Sigma = 2V_0$ and for different values of the ratio $\tau_p \omega_0^2 / \gamma$. We observe that the exponential speed-up still persists in a wide range of γ / ω_0 which depends on $\tau_p \omega_0^2 / \gamma$.

Finally, we also calculate the average energy loss during the tunneling process. Such average energy induced by the dissipative couplings is defined as $\langle \Delta E \rangle = V(0) - V(x_{esc})$ [32, 39]. In absence of dissipative interaction, the returning point x_{esc} of the bounce path is simply given by the condition $V(x_{esc}) = V(0) = 0$, see Fig. 2a. However, by increasing the dissipative coupling, x_{esc} shifts to larger values (see Appendices B and D), indicating that the particle escapes the barrier, on average, at an energy

$V(x_{esc}) < V(0)$, see Fig. 4a. In Fig. 4b we plot $\langle \Delta E \rangle$ as a function of Σ for different dissipative cases. Considering pure position dissipation we find that the loss saturates already for moderate $\Sigma \sim V_0$ becoming independent of the barrier. For small Σ the energy loss into a single momentum dissipative bath is smaller than in the presence of pure position dissipation. However, the latter energy loss increases by increasing Σ and eventually becomes larger as in the position dissipative counterpart. This is again a consequence of the explained increasing influence of momentum dissipation as a function of Σ . By further increasing Σ , $\langle \Delta E \rangle$ eventually saturates to a value determined by the cutoff frequency ω_c (see Appendix D for the details). In presence of both dissipative couplings and $\Sigma \ll V_0$ the loss coincides with the value of pure position dissipation as can be seen from Fig. 4b. For larger values of Σ , the energy losses simply add up. From the crossing point in Fig. 4b we can determine the values in parameter space for which both dissipative baths become equally important. Further, the average energy loss as a

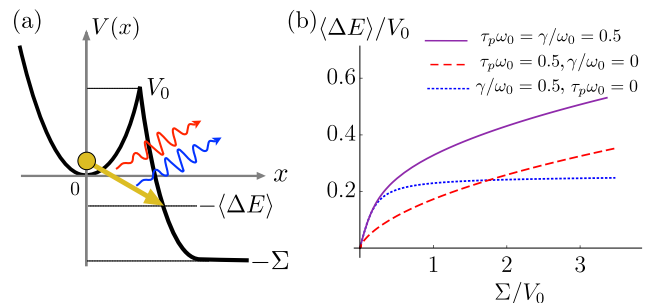


Figure 4. (a) Average energy loss during the tunneling process $\langle \Delta E \rangle = V(0) - V(x_{esc})$ for a particle coupled to two baths via the momentum and the position operators. (b) The quantity $\langle \Delta E \rangle$ as a function of Σ for different dissipative cases. The solid (purple) line is for both dissipative couplings whereas the dashed (red) line and the dotted (blue) line are in presence of a single bath with coupling through the momentum and the position, respectively.

function of the dissipative coupling saturates to the same asymptotic value in the overdamped limit $\gamma/\omega_0 \gg 1$ and $\tau_p\omega_0 \gg 1$ as we display in Appendix D. Note that the asymptotic values in Fig. 4b satisfy $\langle \Delta E \rangle_a < \Sigma$ since the expected maximum energy loss is $V(0) - V(x_m) = \Sigma$ [39].

IV. CONCLUSIONS

Momentum dissipation leads to an exponential enhancement of the escape rate of a particle in a metastable potential. In presence of position dissipation, we find a non-monotonic behavior as a function of the dissipative coupling strengths. Depending on the barrier, momentum or position dissipation can be dominant. For a sharper barrier, the region of momentum dissipation induced enhancement increases. The particle's average energy loss during the tunneling process shows a strong dependence on the interplay between momentum dissipation and the slope of the potential. We verified that the discussed physical implications do not depend on the specific form of the potential and the qualitative behavior corresponds to the general case (as we show in Appendix E)

To summarize, we propose a method that rapidly releases the system from a relative (metastable) minimum exploiting quantum tunneling as a pure, irreversible and inelastic process, assisted by the environment. Our theoretical findings can be directly tested in superconducting quantum circuits [40–42] in which dissipative position and momentum interaction translate to dissipative phase or charge couplings. In particular, momentum/charge dissipation can be readily implemented simply using capacitances and resistances [43]. Further, our results are important for quantum numerical minimization methods in which the escape rate from a relative minimum plays a key role in setting the computational time scale [6, 44].

ACKNOWLEDGMENTS

We acknowledge Financial support from the MWK-RiSC program. This research was also partially supported by the German Excellence Initiative through the Zukunftskolleg and by the Deutsche Forschungsgemeinschaft (DFG) through the SFB 767 and Project-ID 425217212 – SFB 1432. G.R. thanks P. Hauke for useful discussions and relevant comments.

Appendix A: General formula for the decay rate in the semiclassical approximation

In this section, we recall the theoretical method for calculating the amplitude (or matrix element) Z_0 which can be related to the escape rate of a particle placed in the metastable well, in the zero temperature limit. We generalize this approach in presence of position and momentum dissipation.

1. The Hamiltonian of the system

The system discussed in the main text is described the Caldeira-Leggett Hamiltonian with two dissipative harmonic oscillator baths

$$\mathcal{H} = \mathcal{H}_{sys} + \mathcal{H}_B^{(x)} + \mathcal{H}_B^{(p)}. \quad (\text{A1})$$

Here, $\mathcal{H}_{sys} = p^2/2m + V(x)$ is the system Hamiltonian with momentum p and position x , $\mathcal{H}_B^{(x)}$ is the bath Hamiltonian including the bilinear coupling to the position, reading

$$\mathcal{H}_B^{(x)} = \frac{1}{2} \sum_i \left[\frac{P_i^2}{M_i} + M_i \omega_i^2 \left(X_i - \frac{\lambda_i}{M_i \omega_i^2} x \right)^2 \right], \quad (\text{A2})$$

where P_i, X_i, M_i and ω_i are the momentum, the position, the mass and the frequency of one harmonic oscillator in the bath, respectively. Further, λ_i denotes the linear coupling to x , and the counter term cancelling the renormalization of the potential is included. $\mathcal{H}_B^{(p)}$ yields a bilinearly coupling to the momentum, reading

$$\mathcal{H}_B^{(p)} = \frac{1}{2} \sum_j \left[\frac{(P_j - \mu_j p)^2}{M_j} + M_j \omega_j^2 X_j^2 \right], \quad (\text{A3})$$

where the subscripts j denote the coordinates, the mass and the frequency of the bath coupled to the momentum and μ_j is the linear coupling strength. Integrating out the bath in the path integral language leads to the action in Eqs. (3) and (4) of the main text.

2. The semiclassical method

Because the potential is metastable, Z_0 has an imaginary part Γ which corresponds to the escape rate. One can calculate Z_0 via the imaginary time path integral method, specifically using the instanton-bounce method [15, 17, 21, 34, and 35]. The starting point of this theoretical approach is the amplitude in the imaginary time

$$Z_0 = \langle x_0 | e^{-\frac{\beta}{\hbar} \mathcal{H}} | x_0 \rangle = \oint D[x(\tau)] e^{-\frac{1}{\hbar} S[x(\tau)]}, \quad (\text{A4})$$

where $S[x(\tau)] = S_0 + S_{dis}$ is the action of the open quantum system given in the main text. In particular S_{dis} is the dissipative action and $x(\tau)$ is a generic periodic path with $x_0 = x(\beta/2) = x(-\beta/2)$. In the limit $\beta \rightarrow \infty$, one can set $x_0 = 0$ such that Z_0 is proportional to the density of probability (in the imaginary time) to find the particle at the origin, which corresponds to the minimum of the metastable well.

One can calculate Z_0 in the semiclassical approximation by finding the so-called classical path $x_{cl}(\tau)$ that minimizes the action and using the expansion $x(\tau) = x_{cl}(\tau) + \delta x(\tau)$ leading to $S[x(\tau)] = S_{cl}[x_{cl}(\tau)] + S_\delta[\delta x(\tau)]$. This path, in the zero temperature limit $\beta \rightarrow \infty$, starts and ends in the minimum of the well, $x(\pm\beta/2)|_{\beta \rightarrow \infty} = 0$. Beyond the trivial solution $x_{cl}^{(0)}(\tau) = 0$, there exists the so-called bounce path $x_{cl}^{(1)}(\tau)$ in which the particle moves from the minimum $x = 0$, gets reflected at the returning point x_{esc} and comes back to its origin, see Fig. 5. The matrix element of a single bounce path $x_{cl}^{(1)}$ can be written in the semiclassical limit as

$$z_0^{(1)} = e^{-\frac{1}{\hbar} S_{cl}[x_{cl}^{(1)}(\tau)]} \oint D[\delta x(\tau)] e^{-\frac{1}{\hbar} S_\delta^{(1)}[\delta x(\tau)]}, \quad (\text{A5})$$

with the fluctuations around the classical path satisfying $\delta x(-\beta/2) = \delta x(\beta/2) = 0$ and $S_\delta^{(1)}$ being the expansion of the action over the single bounce path $x_{cl}^{(1)}$

$$S_\delta^{(1)}[\delta x(\tau)] = \int_{-\beta/2}^{\beta/2} d\tau \left(\frac{m}{2} \delta \dot{x}^2(\tau) + \frac{1}{2} \frac{d^2 V(x(\tau))}{dx^2} \Big|_{x_{cl}^{(1)}} \delta x^2(\tau) \right) + S_{dis}[\delta x(\tau)]. \quad (\text{A6})$$

One can express the generic fluctuations path as $\delta x(\tau) = \sum_{q=0}^{\infty} c_q y_q(\tau)$ in which we use as basis the eigenfunctions of the following eigenvalue equation

$$\left[-m \frac{d^2}{d\tau^2} + \mathcal{V}[x_{cl}^{(1)}] \right] y_q(\tau) + \int_{-\beta/2}^{\beta/2} d\tau' F^{(x)}(\tau - \tau') y_q(\tau') - \int_{-\beta/2}^{\beta/2} d\tau' F^{(p)}(\tau - \tau') \frac{d^2}{d\tau'^2} y_q(\tau') = \lambda_q^{(B)} y_q(\tau), \quad (\text{A7})$$

where we set $\mathcal{V}[x_{cl}^{(1)}] = \frac{d^2 V[x(\tau)]}{dx^2} \Big|_{x_{cl}^{(1)}}$ and $\lambda_q^{(B)}$ are the eigenvalues. Using the eigenvectors decomposition, we can write

$$S_\delta^{(1)} = \frac{1}{2} \sum_{q=0}^{\infty} \lambda_q^{(B)} c_q^2. \quad (\text{A8})$$

A priori, the full matrix element is the sum of all possible n -bounce paths

$$Z_0 = \sum_{n=0}^{\infty} z_0^{(n)}. \quad (\text{A9})$$

As discussed below, we will use the so-called dilute gas approximation for the bounces such that the quantities $z_0^{(n)}$ for $n \geq 2$ can be obtained from the knowledge of $z_0^{(1)}$.

3. Discussion on the zero and on the negative eigenvalues

The spectrum $\{\lambda_q^{(B)}\}$ contains a zero eigenvalue $\lambda_0^{(B)} = 0$ with the eigenfunction $y_0(\tau) = A_{\tau_0} \dot{x}_{cl}^{(1)}(\tau)$ because of the translational invariance of the bounce on the whole τ axis. A_{τ_0} is a constant and $\dot{x}_{cl}(\tau) = dx_{cl}(\tau)/d\tau$. There exists also a negative eigenvalue $\lambda_1^{(B)}$ due to the fluctuations of the bounce time ξ which corresponds to the imaginary time

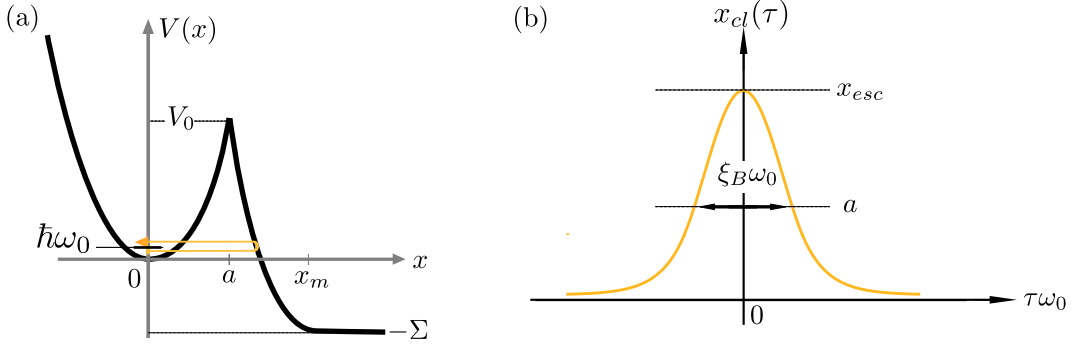


Figure 5. (a) Metastable well potential discussed in the present article. (b) Example of a single bounce path which minimizes the action without dissipation. The bounce time ξ_B denotes the imaginary time interval in which the path is in the region $x > a$.

in which the path is in the region $a < x < x_{esc}$. From a mathematical point of view, one can consider Eq. (A7) as the Schrödinger differential equation in which the τ axis is the space and $y_q(\tau)$ the wavefunction. Then the negative eigenvalue $\lambda_1^{(B)}$ can be seen as the bound energy of the localized ground state [34]. This leads to an imaginary part of the amplitude $z_0^{(1)}$ as we show below.

We use the following change of variable by expressing the generic path (in the semiclassical limit) as

$$x(\tau) = x_{cl}^{(1)}(\tau) + \sum_{q=2}^{\infty} c_q y_q(\tau) \longrightarrow x(\tau, \xi) = x_{cl}^{(1)}(\tau - \tau_0, \xi) + \sum_{q=2}^{\infty} \tilde{c}_q y_q(\tau - \tau_0, \xi), \quad (\text{A10})$$

in which we consider τ_0 , the center of the bounce, and ξ , the bounce time, as the new variables instead of c_0 and c_1 . The Jacobian $|dc_0/d\tau_0|$ is obtained via the overlap of $x(\tau, \xi)$ with $y_0(\tau) = A_{\tau_0} \dot{x}_{cl}^{(1)}(\tau)$ yielding

$$c_0(\tau_0) = \int_{-\beta/2}^{\beta/2} d\tau x(\tau, \xi) y_0(\tau, \xi) = \int_{-\beta/2}^{\beta/2} d\tau [x_{cl}^{(1)}(\tau - \tau_0, \xi) A_{\tau_0} \dot{x}_{cl}^{(1)}(\tau, \xi) + \sum_{q=2}^{\infty} \tilde{c}_q y_q(\tau - \tau_0, \xi) y_0(\tau, \xi)]. \quad (\text{A11})$$

Because of the translational invariance we can expand

$$x_{cl}^{(1)}(\tau - \tau_0, \xi) \approx x_{cl}^{(1)}(\tau, \xi) + \dot{x}_{cl}^{(1)}(\tau, \xi) \tau_0 \quad (\text{A12})$$

and analogously $y_q(\tau - \tau_0, \xi) \approx y_q(\tau, \xi) + \dot{y}_q(\tau, \xi) \tau_0$. Inserting these expressions into (A11) we find

$$c_0(\tau_0) = \int_{-\beta/2}^{\beta/2} d\tau \left[A_{\tau_0} \left(x_{cl}^{(1)}(\tau, \xi) \dot{x}_{cl}^{(1)}(\tau, \xi) + \left(\dot{x}_{cl}^{(1)}(\tau, \xi) \right)^2 \right) + \sum_{q=2}^{\infty} \tilde{c}_q \dot{y}_q(\tau, \xi) y_0(\tau, \xi) \right] \tau_0 \quad (\text{A13})$$

and hence

$$\left| \frac{dc_0(\tau_0)}{d\tau_0} \right| = \frac{1}{A_{\tau_0}} + A_{\tau_0} \int_{-\beta/2}^{\beta/2} d\tau \sum_{q=2}^{\infty} \tilde{c}_q \dot{y}_q(\tau, \xi) \dot{x}_{cl}^{(1)}(\tau, \xi), \quad (\text{A14})$$

where we used that

$$A_{\tau_0} = \left(\sqrt{\int_{-\beta/2}^{\beta/2} d\tau \left(\dot{x}_{cl}^{(1)}(\tau) \right)^2} \right)^{-1}, \quad (\text{A15})$$

which follows from the normalization condition $\int_{-\beta/2}^{\beta/2} y_0^2(\tau) d\tau = 1$.

4. Transformation of the fluctuations path integral for a single bounce

A priori, we must deal with the integration of the path integral for the fluctuations. We find for the transformation

$$\oint_{\delta x(\pm\frac{\beta}{2})=0} D[\delta x(\tau)] \longrightarrow \mathcal{N} \prod_{q=0}^{\infty} \int_{-\infty}^{\infty} \frac{dc_q}{\sqrt{2\pi\hbar}}, \quad (\text{A16})$$

where \mathcal{N} is a constant. However, the above treatment of extracting the zero and the negative eigenvalue leads to

$$\prod_{q=0}^{\infty} \int_{-\infty}^{\infty} \frac{dc_q}{\sqrt{2\pi\hbar}} \longrightarrow \left[\prod_{q=2}^{\infty} \int_{-\infty}^{\infty} \frac{d\tilde{c}_q}{\sqrt{2\pi\hbar}} \right] \int_{-\beta/2}^{\beta/2} \frac{d\tau_0}{\sqrt{2\pi\hbar}} \left| \frac{dc_0(\tau_0)}{d\tau_0} \right| \int_0^{\beta} \frac{d\xi}{\sqrt{2\pi\hbar}} \left| \frac{dc_1(\xi)}{d\xi} \right|. \quad (\text{A17})$$

Now we can write for the full partition function element of a single bounce as

$$z_0^{(1)} = \mathcal{N} \left[\prod_{q=2}^{\infty} \int_{-\infty}^{\infty} \frac{d\tilde{c}_q}{\sqrt{2\pi\hbar}} \right] \int_{-\beta/2}^{\beta/2} \frac{d\tau_0}{\sqrt{2\pi\hbar}} \left| \frac{dc_0(\tau_0)}{d\tau_0} \right| \int_0^{\beta} \frac{d\xi}{\sqrt{2\pi\hbar}} \left| \frac{dc_1(\xi)}{d\xi} \right| e^{-\frac{1}{\hbar} S_{cl}[x_{cl}^{(1)}(\tau, \xi)]} e^{-\frac{1}{\hbar} \frac{1}{2} \sum_{q=2}^{\infty} \lambda_q^{(B)} \tilde{c}_q^2}, \quad (\text{A18})$$

The Jacobian $|dc_0(\tau_0)/d\tau_0|$ is provided in Eq. (A14) in which the second part vanishes because it is linear in \tilde{c}_q ,

$$\int_{-\infty}^{\infty} d\tilde{c}_q \tilde{c}_q e^{-\frac{1}{2\hbar} \lambda_q \tilde{c}_q^2} = 0 \quad q \geq 2 \quad (\text{A19})$$

Therefore we can replace $|dc_0(\tau_0)/d\tau_0| \rightarrow 1/A_{\tau_0}$ and use Eq. (A15). For the integration over ξ we use the steepest decent method, namely we find the fixed bounce time ξ_B such that $dS(\xi)/d\xi|_{\xi_B} = 0$ leading to

$$z_0^{(1)} = e^{-\frac{1}{\hbar} S_{cl}[x_{cl}^{(1)}(\tau, \xi_B)]} \frac{\mathcal{N}\beta}{A_{\tau_0} \sqrt{2\pi\hbar}} \frac{1}{\prod_{q=2}^{\infty} \sqrt{\lambda_q^{(B)}}} \int_{-\infty}^{\infty} \frac{d\varphi}{\sqrt{2\pi\hbar}} e^{-\frac{1}{2\hbar} \lambda_1^{(B)} \varphi^2}, \quad (\text{A20})$$

in which the last integral corresponds to the contribution of the breathing mode around ξ_B with $\lambda_1^{(B)} < 0$. We denote $|\lambda_1^{(B)}| = -\lambda_1^{(B)} > 0$. As a consequence the integral of Eq. (A20) diverges. This is not surprising as we want to calculate the eigenvalues for a system that is metastable at the position $x = 0$ [16]. The integral has to be analytically continued to avoid this divergence, as discussed in chapter 17 of the book of Kleinert [34], in the paper of Langer [33] and the one of Callan and Coleman [16]. The basic idea is to deform a stable action into a metastable one by keeping track of the eigenvalue $\lambda_1^{(B)}$ leading to

$$\frac{1}{\sqrt{2\pi\hbar}} \int d\varphi e^{\frac{1}{2\hbar} |\lambda_1^{(B)}| \varphi^2} = \frac{1}{2} \frac{i}{\sqrt{|\lambda_1^{(B)}|}}, \quad (\text{A21})$$

and we obtain the imaginary part previously discussed. Finally, the single bounce amplitude reads

$$\begin{aligned} z_L^{(1)} &= e^{-\frac{1}{\hbar} S_{cl}[x_{cl}^{(1)}(\tau, \xi_B)]} \frac{\mathcal{N}\beta}{A_{\tau_0} \sqrt{2\pi\hbar}} \frac{1}{\prod_{q=2}^{\infty} \sqrt{\lambda_q^{(B)}}} \left(\frac{i}{2\sqrt{|\lambda_1^{(B)}|}} \right) \\ &= \frac{i\beta}{2} e^{-\frac{1}{\hbar} S_{cl}[x_{cl}^{(1)}(\tau, \xi_B)]} \frac{1}{A_{\tau_0} \sqrt{2\pi\hbar}} \left(\frac{\mathcal{N}}{\prod_{q=0}^{\infty} \sqrt{\lambda_q^{(0)}}} \right) \frac{\prod_{q=0}^{\infty} \sqrt{\lambda_q^{(0)}}}{\prod_{q=2}^{\infty} \sqrt{\lambda_q^{(B)}}} \left(\frac{1}{\sqrt{|\lambda_1^{(B)}|}} \right) \end{aligned} \quad (\text{A22})$$

where we have introduced the product of the eigenvalues for the harmonic potential associated to the metastable well with frequency ω_0 . Then one can notice that

$$\frac{\mathcal{N}}{\prod_{q=0}^{\infty} \sqrt{\lambda_q^{(0)}}} = Z_0^{(0)} = \frac{1}{\sqrt{2\pi\langle x^2 \rangle}} e^{-\frac{\beta E_{GS}}{2}} \quad (\text{A23})$$

corresponds to the value of the amplitude for the case of a harmonic potential in presence of dissipation, with E_{GS} the ground state energy and $\langle x^2 \rangle$ the harmonic fluctuations. We also set

$$K = \frac{1}{\sqrt{2\pi\hbar}} \frac{1}{A_{\tau_0}} \sqrt{\frac{\prod_{q=0}^{\infty} \lambda_q^{(0)}}{\prod_{q=2}^{\infty} \lambda_q^{(B)}}} \frac{1}{\sqrt{|\lambda_1^{(B)}|}}. \quad (\text{A24})$$

containing the ratio of determinants, the Jacobian prefactor A_{τ_0} and the negative eigenvalue. The final formula reads

$$z_0^{(1)} = \frac{i\beta}{2} Z_0^{(0)} K e^{-\frac{1}{\hbar} S_{cl}[x_{cl}^{(1)}(\tau, \xi_B)]}. \quad (\text{A25})$$

Recalling Eq. (A9), we must sum over many bounce paths. In the zero temperature limit we use the dilute gas of bounces in which the different bounces do not interact with each other and $S_{cl}[x_{cl}^{(n)}(\tau)] \simeq n S_{cl}[x_{cl}^{(1)}(\tau)]$ and, in a similar way, the integral over the fluctuations paths $\delta x(\tau)$

$$Z_0 = Z_0^{(0)} \sum_{n=0}^{\infty} \frac{1}{n!} \left(\frac{i\beta}{2}\right)^n K^n e^{-n \frac{1}{\hbar} S_{cl}[x_{cl}^{(1)}(\tau, \xi_B)]}. \quad (\text{A26})$$

Assuming that the amplitude decays exponentially as

$$Z_0 = \frac{1}{\sqrt{2\pi\langle x^2 \rangle}} e^{-\frac{\beta}{2} \left(\frac{E_{GS}}{\hbar} - i\Gamma\right)}, \quad (\text{A27})$$

we finally find by comparison between Eq. (A26) and Eq. (A27)

$$\Gamma = K e^{-\frac{1}{\hbar} S_{cl}}. \quad (\text{A28})$$

Appendix B: The bounce path and the classical action in presence of position and momentum dissipation

1. General integral formulas

The parametrization of the metastable potential displayed in Fig. 5a reads

$$V(x) = \begin{cases} \frac{1}{2} m \omega_0^2 x^2 & x < a \\ \frac{1}{2} m \omega_0^2 (x - x_m)^2 - \Sigma & a < x < x_m \\ -\Sigma & x_m < x \end{cases}. \quad (\text{B1})$$

We set $V_0 = m\omega_0^2 a^2/2$ and apply the matching condition $m\omega_0^2(a - x_m)^2/2 - \Sigma = V_0$. We obtain $x_m = a \left[1 + \sqrt{1 + \Sigma/V_0}\right]$ for the point where the potential becomes flat.

We use the Matsubara frequency decomposition for the classical bounce path that minimizes the action $S = S_0 + S_{dis}$ defined in the main text. Hereafter we use the notation $x_{cl}^{(1)}(\tau, \xi) \equiv x_{cl}(\tau, \xi)$

$$x_{cl}(\tau, \xi) = \frac{1}{\beta} \sum_{l=-\infty}^{\infty} x_l(\xi) e^{i\omega_l \tau}, \quad (\text{B2})$$

with the Matsubara frequency $\omega_l = 2\pi l/\beta$ (l integer) and ξ is the bounce time as defined in the previous section. From the condition $dS/dx_l = 0$, we obtain the solution

$$x_l(\xi) = \frac{2\omega_0^2 a \left(1 + \sqrt{1 + \Sigma/V_0}\right) \sin(\omega_l \xi/2)}{\omega_l \left(\omega_l^2 + \omega_0^2 + \frac{F_l^{(x)}}{m} + \omega_l^2 \frac{F_l^{(p)}}{m}\right)}. \quad (\text{B3})$$

Inserted in Eq. (B2) the path solves the equation of motion

$$-m \frac{d^2}{d\tau^2} x_{cl}(\tau, \xi) + \frac{dV(x(\tau))}{dx} \Big|_{x_{cl}} + \int_{-\frac{\beta}{2}}^{\frac{\beta}{2}} d\tau' F^{(x)}(\tau - \tau') x_{cl}(\tau', \xi) - \int_{-\frac{\beta}{2}}^{\frac{\beta}{2}} d\tau' F^{(p)}(\tau - \tau') \frac{d^2}{d\tau'^2} x_{cl}(\tau', \xi) = 0, \quad (\text{B4})$$

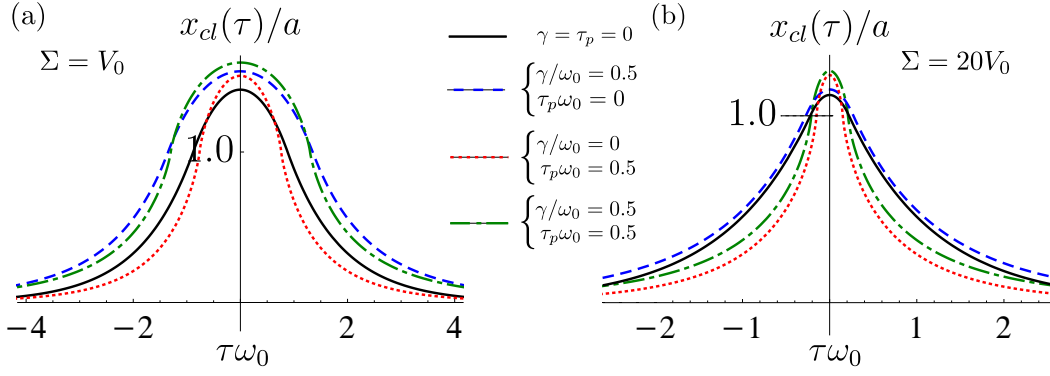


Figure 6. Example of bounce paths with the two dissipative couplings for (a) $\Sigma = V_0$ and (b) $\Sigma = 20V_0$. The returning point x_{esc} shifts to higher values in both dissipative cases.

where we see that the kernel for momentum dissipation couples to the acceleration, as mentioned in the main text.

Then, we insert the path into the action S and use the condition $dS_{cl}/d\xi = 0$ to find the relation determining the saddle point of the bounce time, which we denoted ξ_B , in presence of both dissipative couplings. In the limit $\beta \rightarrow \infty$, the quantity ξ_B solves the following integral equation

$$\frac{1}{\pi} \int_0^\infty \frac{d\omega}{\omega} \frac{\omega_0^2 \sin(\omega \xi_B)}{\left(\frac{\omega^2}{1 + \tau_p \omega f_c(\omega)} + \omega_0^2 + \gamma \omega f_c(\omega) \right)} = \frac{1}{\sqrt{1 + \frac{\Sigma}{V_0} + 1}}. \quad (\text{B5})$$

The integral equation determining the action reads

$$S_{cl} = -\frac{2\omega_0^2 V_0 \left(\sqrt{1 + \frac{\Sigma}{V_0}} + 1 \right)^2}{\pi} \int_0^\infty d\omega \frac{(1 - \cos(\omega \xi_B))}{\omega^2 \left(\frac{\omega^2}{1 + \tau_p \omega f_c(\omega)} + \omega_0^2 + \gamma \omega f_c(\omega) \right)} + 2V_0 \left(1 + \sqrt{1 + \frac{\Sigma}{V_0}} \right) \xi_B. \quad (\text{B6})$$

The Eqs. (B5) and (B6) for ξ_B and S_{cl} correspond to the equations reported in the main text, which we computed numerically in the general case.

Examples of the bounce path are shown in Fig. 6 for two fixed values of Σ . The dissipative interaction determines the path trajectory, in particular the bounce time ξ_B and the returning point x_{esc} . In Fig. 6, the black solid line corresponds to the non dissipative case discussed in the main text, the blue dashed line shows the influence of position dissipation, the red dotted line of the momentum dissipation and the green dotted-dashed line to both dissipative interactions. While the bounce becomes wider in presence of pure position dissipation, it shrinks for pure momentum dissipation. However, in both cases, the returning point x_{esc} shifts to larger values. When both dissipative couplings are present, for $\Sigma = V_0$ in Fig. 6, the bounce is similar to the one of position dissipation only. By increasing Σ this behavior changes: in Fig. 6b the bounce almost coincides with the one of momentum dissipation. Hence, there is a crossover in the influence of the two different dissipative interactions which depends on the steepness of the potential.

2. Analytical formulas and expansions

All analytical formulas are calculated in the limit $\omega_c \gg \gamma, \tau_p \omega_0^2, \omega_0$ meaning that the cutoff ω_c is the largest frequency in the problem. We will see that, while for pure conventional dissipation the cutoff is irrelevant in the limit $\omega_c \gg \gamma, \omega_0$, it plays an important role in the case of momentum dissipation.

First, we consider Eq. (B5) and expand the integral using the roots of the denominator. This yields the exact result

$$\frac{1}{\pi} \int_0^\infty d\omega \frac{\sin(\omega \xi_B)}{\omega \left(\frac{\omega^2}{1 + \tau_p \omega f_c(\omega)} + \omega_0^2 + \gamma \omega f_c(\omega) \right)} = \frac{1}{2} \frac{1}{\omega_0^2} + \frac{1}{\pi z \omega_c^2} \sum_{i=1}^4 \mathcal{T}_i f[\xi_B \omega_c \Lambda_i], \quad (\text{B7})$$

where $1/z = (1 + \tau_p \omega_c)$ and the coefficients

$$\mathcal{T}_i = \frac{z - \Lambda_i(z+1) + \Lambda_i^2}{\Lambda_i(\Lambda_i - \Lambda_j)(\Lambda_i - \Lambda_k)(\Lambda_i - \Lambda_l)} \quad \text{with } (j, k, l) \neq i \quad (\text{B8})$$

for $i, j, k, l = 1, 2, 3, 4$, whereas the auxiliary function is defined as

$$f(zx) = Ci(zx) \sin(zx) + \frac{1}{2} \cos(zx)(\pi - 2Si(zx)) = \int_0^\infty du \frac{\sin(zu)}{(x+u)}. \quad (\text{B9})$$

The roots of the denominator in the limit $\omega_c \gg \gamma, \tau_p \omega_0^2, \omega_0$ are the same as in [30]

$$\begin{aligned} \Lambda_{1,2} &= \frac{1}{(1+\sigma^2)} \frac{\omega_0}{\omega_c} \left(P_+ \pm \sqrt{P_-^2 - 1} \right) \\ \Lambda_{3,4} &= 1 - \frac{\omega_0}{\omega_c} \frac{P_+}{(1+\sigma^2)} \pm i\sigma \left(1 + \frac{\omega_0}{\omega_c} \frac{P_+}{(1+\sigma^2)} \right), \end{aligned} \quad (\text{B10})$$

with

$$\sigma^2 = \gamma \tau_p, \quad P_+ = \frac{\gamma + \tau_p \omega_0^2}{2\omega_0} \quad \text{and} \quad P_- = \frac{\gamma - \tau_p \omega_0^2}{2\omega_0}. \quad (\text{B11})$$

In the limit $\xi_B \omega_0 \ll 1$ and $P_-^2 > 1$, we find

$$\xi_B \omega_c \Lambda_{1,2} = \xi_B \omega_0 \frac{1}{(1+\sigma^2)} \left(P_+ \pm \sqrt{P_-^2 - 1} \right) \ll 1 \quad (\text{B12})$$

For the case $P_-^2 < 1$ we analogously obtain

$$\xi_B \omega_c \Lambda_{1,2} = \xi_B \omega_0 \frac{1}{(1+\sigma^2)} \left(P_+ \pm i\sqrt{|P_-^2 - 1|} \right), \quad (\text{B13})$$

and find in the limit $\xi_B \omega_0 \ll 1$ also $\text{Im}(\xi_B \omega_c \Lambda_{1,2}) \ll 1$ and $\text{Re}(\xi_B \omega_c \Lambda_{1,2}) \ll 1$. For the other two roots, we obtain

$$\begin{aligned} \xi_B \omega_c \Lambda_{3,4} &= \xi_B \omega_c \left(1 \pm i\sigma - \frac{\omega_0}{\omega_c} \frac{P_+}{(1+\sigma^2)} \pm \frac{\omega_0}{\omega_c} i\sigma \frac{P_+}{(1+\sigma^2)} \right) \\ &\stackrel{\xi_B \omega_0 \ll 1}{\approx} \xi_B \omega_c (1 \pm i\sigma) = \begin{cases} \text{Re}(\xi_B \omega_c (1 \pm i\sigma)) \ll 1, \text{Im}(\xi_B \omega_c (1 \pm i\sigma)) \ll 1 & \text{for } \xi_B \omega_c \ll 1 \\ \text{Re}(\xi_B \omega_c (1 \pm i\sigma)) \gg 1, \text{Im}(\xi_B \omega_c (1 \pm i\sigma)) \gg 1 & \text{for } \xi_B \omega_c \gg 1 \end{cases} \end{aligned} \quad (\text{B14})$$

Because ξ_B strongly depends on the shape of the potential, the different regimes in Eq. (B14) depend on Σ and the cutoff ω_c .

We conclude this section giving an analytic formula for Eq. (B6). The integral can be expanded similarly via the same roots as in Eq. (B10), yielding the action

$$S_{cl} = \frac{2V_0 \left(\sqrt{1 + \frac{\Sigma}{V_0}} + 1 \right)^2}{\omega_0 \pi} \left(\frac{\gamma}{\omega_0} (C + \log(\xi_B \omega_0)) - \frac{\omega_0^3}{z\omega_c^3} \sum_{i=1}^4 \frac{\mathcal{T}_i}{\Lambda_i} \left(\ln \left(\frac{\Lambda_i \omega_c}{\omega_0} \right) + g[\omega_c \xi_B \Lambda_i] \right) \right) - \xi_B \Sigma, \quad (\text{B15})$$

where the auxiliary function g is defined as

$$g(zx) = -\cos(zx)Ci(zx) - \sin(zx)Si(zx) + \frac{1}{2} \sin(zx)\pi = \int_0^\infty du \frac{\cos(zu)}{(x+u)}. \quad (\text{B16})$$

We see that the arguments of $g(x)$ in Eq. (B15) are the same as the ones of $f(x)$ in Eq. (B7) and therefore the limits defined in Eqs. (B12) – (B14) can be used. In the following, we will use the approximated solution for the roots to expand the auxiliary functions $g(x)$ and $f(x)$ for the analytical formulas for the action.

a. *The limit $\xi_B\omega_0 \ll 1$ and $\xi_B\omega_c \ll 1$*

In the case of $\Sigma \gg V_0$, the bounce time becomes almost zero and the condition $\xi_B\omega_0 \ll 1$ is always verified as $\xi_B \rightarrow 0$. Moreover, at fixed ω_c , increasing Σ eventually leads to $\xi_B\omega_c \ll 1$. Then we can expand $g(x)$ and $f(x)$ for small arguments and we find

$$\xi_B\omega_0 = \frac{\hbar}{m\omega_0} \frac{1}{\sqrt{1 + \frac{\Sigma}{V_0} + 1}} \frac{1}{\langle x^2 \rangle}, \quad (\text{B17})$$

where we introduced the quantum fluctuations in presence of both dissipative couplings [30]

$$\langle x^2 \rangle = \langle x^2 \rangle_0 \frac{2}{\pi(1 + \sigma^2)} \left[\tau_p\omega_0 \left(\ln\left(\frac{\omega_c}{\omega_0}\right) + \sigma \arctan(\sigma) + \ln(1 + \sigma^2) \right) + \frac{(1 + \tau_p\omega_0 P_-)}{\sqrt{|1 - P_-^2|}} \Theta_{q,p} \right], \quad (\text{B18})$$

where

$$\Theta_{q,p} = \begin{cases} \arctan(\sqrt{1 - P_-^2}/P_+) & \text{for } |P_-| < 1 \\ \operatorname{arctanh}(\sqrt{P_-^2 - 1}/P_+) & \text{for } |P_-| > 1 \end{cases}. \quad (\text{B19})$$

Here $\langle x^2 \rangle_0$ are the harmonic quantum fluctuations in the well without dissipation. This result we also find by simply expanding the numerator $\sin(\xi\omega) \approx \xi\omega$ of the integrand in Eq. (B5), since it is peaked around $\omega \approx 0$ as can be seen from the denominator. From a such expansion, we find the same integral as in [30] from which we identify the quantum fluctuations at zero temperature in presence of dissipation. We can analogously expand the action in Eq. (B15) and find by inserting Eq. (B17)

$$S_{cl} = \frac{\hbar}{2} \frac{a^2}{\langle x^2 \rangle}. \quad (\text{B20})$$

This result coincides with the action of the potential with an infinitely sharp barrier, as expected in the limit $\Sigma \rightarrow \infty$. Expanding Eq. (B20) in the pure momentum dissipative case to first order in $\tau_p\omega_0$ we find Eq. (7) of the main text. The cutoff frequency ω_c in $\langle x^2 \rangle$ is related to the environment coupled to the momentum, while the effect of the cutoff frequency for the position bath drops out of the calculation in the limit $\omega_c \gg \gamma, \omega_0$.

b. *The limit $\xi_B\omega_0 \ll 1 \ll \xi_B\omega_c$*

Since we are in the regime $\omega_c \gg \omega_0$, there exists a regime $\xi_B\omega_0 \ll 1 \ll \xi_B\omega_c$, which we may reach by reducing Σ with respect to the case discussed above (note that $\Sigma \gg V_0$ still holds). In this limit, we can expand the functions $f[\xi_B\omega_c\Lambda_{1,2}]$ and $g[\xi_B\omega_c\Lambda_{1,2}]$ for small arguments, but $f[\xi_B\omega_c\Lambda_{3,4}]$ and $g[\xi_B\omega_c\Lambda_{3,4}]$ for large arguments (see Eqs. (B12), (B14)).

We find for the bounce time equation

$$\frac{1}{\pi} \frac{\xi_B\omega_0}{(1 + \sigma^2)} \left[\frac{(1 + \tau_p\omega_0 P_-)}{2\sqrt{P_-^2 - 1}} \ln\left(\frac{\Lambda_1}{\Lambda_2}\right) - \tau_p\omega_0 \left(\ln(\omega_0\xi_B) - \frac{1}{2} \ln(1 + \sigma^2) + (C - 1) \right) \right] = \frac{1}{\sqrt{1 + \frac{\Sigma}{V_0} + 1}}, \quad (\text{B21})$$

which is, in presence of momentum dissipation, a nonlinear equation to be solved numerically. In the limit here discussed, the action reads

$$S_{cl} = \frac{V_0}{\omega_0} \left(\sqrt{1 + \frac{\Sigma}{V_0} + 1} \right) \xi_B\omega_0 - \frac{V_0}{\omega_0} \frac{\left(\sqrt{\frac{\Sigma}{V_0} + 1} + 1 \right)^2}{2\pi(1 + \sigma^2)} \xi_B^2\omega_0^2\tau_p\omega_0. \quad (\text{B22})$$

Hence, by inserting Eq. (B21) into Eq. (B22), the action depends logarithmically on the bounce time ξ_B and therefore on Σ . We also see, that this dependence vanishes in the limit $\tau_p = 0$, meaning that momentum dissipation induces a stronger dependence on the shape of the barrier as discussed in the main text. The combined Eqs. (B21) and (B22) are displayed via the dashed lines in Fig. 2b of the main text. Further, for the case $\gamma = 0$ expanding (B21) and (B22) to first order in $\tau_p\omega_0$ leads to Eq. (8) in the main text.

c. The limit $\xi_B \omega_0 \gg 1$ and $\xi_B \omega_c \gg 1$

Finally we analyze the regime $\xi_B \omega_0 \gg 1$ and $\xi_B \omega_c \gg 1$ which is reached for $\Sigma \ll V_0$. The action can then be approximated as

$$S_{cl} \approx \frac{\epsilon_0}{\omega_0} + \frac{8 V_0}{\pi \omega_0} \frac{\gamma}{\omega_0} \ln(\xi_B \omega_0) - \Sigma \xi_B, \quad (\text{B23})$$

where $\xi_B \omega_0 \approx \frac{8 V_0}{\pi \Sigma} \frac{\gamma}{\omega_0}$ and

$$\frac{\epsilon_0}{\omega_0} = \frac{8 V_0}{\pi \omega_0} \left[\frac{\gamma}{\omega_0} \left(C - \frac{\ln(1 + \sigma^2)}{2} \right) - \frac{\left(\frac{\gamma}{\omega_0} P_- - 1 \right)}{2 \sqrt{P_-^2 - 1}} \ln \left(\frac{\Lambda_1}{\Lambda_2} \right) \right], \quad (\text{B24})$$

with C the Euler constant. In particular, in the limit $\gamma = 0$ and $\tau_p \omega_0 \ll 1$ we find

$$S_{cl} \approx \frac{4V_0}{\omega_0} - \frac{4}{\pi} V_0 \tau_p \quad (\text{B25})$$

yielding Eq. (9) for \mathcal{E} in the main text. Note that for $\tau_p = 0$ and $\gamma \neq 0$ we recover the action for the incoherent decay in a (slightly) asymmetric parabolic double well in presence of dissipation [32] [45]. In particular, within the steepest decent approximation, the quantity \mathcal{E} can be approximated as

$$\mathcal{E}_{\tau_p=0}^{\Sigma \ll V_0} \approx e^{-\frac{\epsilon_1(\gamma)}{\hbar \omega_0}} \left(\frac{8}{\pi} \frac{\gamma}{\omega_0} \frac{V_0}{\Sigma} \right)^{-\frac{8}{\pi} \frac{V_0}{\hbar \omega_0} \frac{\gamma}{\omega_0}}, \quad (\text{B26})$$

with

$$\frac{\epsilon_1(\tau_p = 0)}{\hbar \omega_0} = \frac{8}{\pi} \frac{V_0}{\hbar \omega_0} \frac{\gamma}{\omega_0} (C - 1) - \frac{4V_0}{\hbar \omega_0} \left(\frac{2}{\pi} \frac{\left(\frac{\gamma}{\omega_0} P_- - 1 \right)}{2 \sqrt{P_-^2 - 1}} \ln \left(\frac{\Lambda_1}{\Lambda_2} \right) + 1 \right), \quad (\text{B27})$$

and the decay is exponentially suppressed in presence of pure position dissipation. The Eq. (B26) shows that \mathcal{E} depends on Σ only via the prefactor of the exponential function and is independent of the cutoff ω_c .

Appendix C: The prefactor K

In this section we present an overview of the calculation of the prefactor K , defined in Eq. (A24), for the potential shown in Fig. 5a. For a more detailed introduction we refer to Ref. [32]. Example of results for the prefactor K are reported in Fig. 7d in which K is scaled with its value in absence of dissipation K_0 . Similarly to the exponential function, K is enhanced in presence of momentum dissipation.

1. The ratio between the determinants

We start by calculating the ratio of determinants defined in Eq. (A24), namely the ratio between by the two products of the two sets of eigenvalues

$$R = \left(\frac{\prod_{q=0}^{\infty} \sqrt{\lambda_q^{(0)}}}{\prod_{q=2}^{\infty} \sqrt{\lambda_q^{(B)}}} \right). \quad (\text{C1})$$

The eigenvalues of the bounce path $\lambda_q^{(B)}$ are defined via Eq. (A7), while the eigenvalues $\lambda_q^{(0)}$ are associated to the following equation.

$$\left(-m \frac{d^2}{d\tau^2} + m\omega_0^2 \right) y_q^{(0)}(\tau) + \int_{-\frac{\beta}{2}}^{\frac{\beta}{2}} d\tau' F^{(x)}(\tau - \tau') y_q^{(0)}(\tau') - \int_{-\frac{\beta}{2}}^{\frac{\beta}{2}} d\tau' F^{(p)}(\tau - \tau') \frac{d^2}{d\tau'^2} y_q^{(0)}(\tau') = \lambda_q^{(0)} y_q^{(0)}(\tau). \quad (\text{C2})$$

Taking the second derivative of the potential in Eq. (A7) along a bounce trajectory yields $\mathcal{V}[x_{cl}^{(1)}] = \frac{d^2 V[x(\tau)]}{dx^2} \Big|_{x_{cl}^{(1)}}$. Assuming that the time τ is the space and $y(\tau)$ the wavefunction, in absence of dissipation, the equation corresponds to the Schrödinger equation with a potential at constant value $m\omega_0^2$ containing two delta-potential wells (at the times when the periodic path crosses the discontinuity at $x = a$). Each well has one bound state and the finite size of the bounce (determined by ξ_B) leads to a hybridization of the two wells yielding the two bound states $\lambda_0^{(B)}$ and $\lambda_1^{(B)}$ (denoting the zero mode due to translational invariance and the negative eigenvalue of the breathing mode). The rest of the eigenvalues forms a continuum above $m\omega_0^2$.

We rewrite the ratio of the determinants containing only the continuum eigenvalues defined in Eq. (A24) via

$$R = \left(\frac{\prod_{q=0}^{\infty} \sqrt{\lambda_q^{(0)}}}{\prod_{q=2}^{\infty} \sqrt{\lambda_q^{(B)}}} \right) = e^{\frac{1}{2} \int_{m\omega_0^2}^{\infty} d\lambda \ln(\lambda)(\rho_0(\lambda) - \rho(\lambda))}, \quad (\text{C3})$$

where we defined the spectral densities $\rho(\lambda) = \sum_{q=2}^{\infty} \delta(\lambda_q^{(B)} - \lambda)$ and $\rho_0(\lambda) = \sum_{q=0}^{\infty} \delta(\lambda_q^{(0)} - \lambda)$. We rewrite the spectral densities using the (retarded) Greens functions of the respective problem

$$\rho_0(\lambda) = \frac{1}{\pi} \text{Im} \left(G_{\lambda}^{(0)}(0) \right), \quad \text{and} \quad \rho(\lambda) = \frac{1}{\pi} \text{Im} \left(G_{\lambda}^{(B)}(0, 0) \right), \quad (\text{C4})$$

in which $G_{\lambda}^{(0)}$ is given by

$$G_{\lambda}^{(0)}(\tau) = \frac{1}{\pi m} \int_0^{\infty} d\omega \frac{\cos(\omega\tau)}{\frac{\omega^2}{1 + \tau_p \omega f_c(\omega)} + \omega_0^2 + \gamma\omega - \frac{\lambda}{m} - i\epsilon}, \quad (\text{C5})$$

with $\epsilon \rightarrow 0$. For simplicity we do not consider a high frequency cutoff for the environment coupled to the position as it is irrelevant. By contrast, the cutoff for the momentum bath has to be finite, otherwise R diverges in the limit $\omega_c^{(p)} \rightarrow \infty$. Further, we determine $G_{\lambda}^{(B)}$ in terms of $G_{\lambda}^{(0)}$ via the Lippmann-Schwinger equation

$$G_{\lambda}^{(B)}(\tau, \tau'') = G_{\lambda}^{(0)}(\tau - \tau'') - \int_{-\infty}^{\infty} d\tau' G_{\lambda}^{(0)}(\tau - \tau') \mathcal{V}(x_{cl}^{(1)}(\tau')) G_{\lambda}^{(B)}(\tau', \tau''). \quad (\text{C6})$$

Following the calculation outlined in [31 and 32] we find

$$\ln(R) = \frac{1}{2\pi} \left([\ln(\lambda) (\phi_{\lambda}^+ + \phi_{\lambda}^-)]_{m\omega_0^2}^{\infty} - \int_{m\omega_0^2}^{\infty} d\lambda \frac{1}{\lambda} (\phi_{\lambda}^+ + \phi_{\lambda}^-) \right), \quad (\text{C7})$$

with $\phi_{\lambda}^{\pm} = \arg \left(U^{-1} - \left(G_{\lambda}^{(0)}(0) \pm G_{\lambda}^{(0)}(\xi_B) \right) \right)$ and $U = m\omega_0^2 (a + x_m) / |\dot{x}_{cl}(\frac{\xi_B}{2})|$. The phases satisfy $\phi_{m\omega_0^2}^{\pm} = -\pi$ and $\lim_{\lambda \rightarrow \infty} \phi_{\lambda}^{\pm} = 0$ (calculated in App. C4) leading to the result

$$\ln(R_B) = \ln(m\omega_0^2) - \frac{1}{2\pi} \int_{m\omega_0^2}^{\infty} d\lambda \frac{1}{\lambda} (\phi_{\lambda}^+ + \phi_{\lambda}^-). \quad (\text{C8})$$

We display the numerical results for R rescaled with the value R_0 in absence of dissipation for different values of Σ in Fig. 7a and as function of the dissipative coupling strength.

2. Determination of the negative eigenvalue λ_B

We use the above Greens function to obtain the solution for the negative eigenvalue via the poles of the T-matrix defined through the Lippmann Schwinger Eq. (C6), see Ref.[32]. The negative eigenvalue is determined by the equation

$$|\dot{x}_{cl}(\frac{\xi_B}{2})| - m\omega_0^2 a \left(1 + \sqrt{1 + \frac{\Sigma}{V_0}} \right) \left(G_{-|\lambda_1^{(B)}|}^{(0)}(\xi_B) + G_{-|\lambda_1^{(B)}|}^{(0)}(0) \right) = 0. \quad (\text{C9})$$

In the non dissipative case, we can solve the integral (C5) leading to the following equation for the negative eigenvalue which only depends on the bounce path via the bounce time $\xi_B^{(0)}$

$$\frac{1}{2\omega_0} \left(1 - e^{-\omega_0 \xi_B^{(0)}}\right) - \frac{1 + e^{-\xi_B^{(0)} \sqrt{\omega_0^2 + \frac{|\lambda_1^{(B,0)}|}{m}}}}{2\sqrt{\omega_0^2 + \frac{|\lambda_1^{(B,0)}|}{m}}} = 0. \quad (\text{C10})$$

In Fig. 7c we show numerical results for the value $\lambda_1^{(B)}$ in presence of both dissipative couplings, for different values of Σ and scaled with its value $\lambda_1^{(B,0)}$ without dissipation. By increasing the dissipation the absolute value of $|\lambda_1^{(B,0)}|/|\lambda_1^{(B)}|$ is enhanced, leading to a larger contribution to the prefactor.

3. The Jacobian prefactor A_{τ_0}

Finally we discuss the result for the Jacobian prefactor [31 and 32]

$$\frac{1}{A_{\tau_0}} = \sqrt{\int_{-\beta/2}^{\beta/2} d\tau \left(\dot{x}_{cl}^{(1)}(\tau)\right)^2}. \quad (\text{C11})$$

In the non dissipative case we find the analytic expression

$$\int_{-\beta/2}^{\beta/2} d\tau \left(\dot{x}_{cl}^{(1)}(\tau)\right)^2 \approx \frac{a^2 \omega_0}{2} \left(\sqrt{1 + \frac{\Sigma}{V_0}} + 1\right)^2 \left(1 - e^{-\omega_0 \xi_B^{(0)}} (1 + \omega_0 \xi_B^{(0)})\right). \quad (\text{C12})$$

$$\tau_p \omega_0 = 0.5\gamma/\omega_0 \quad \omega_c/\omega_0 = 8000$$

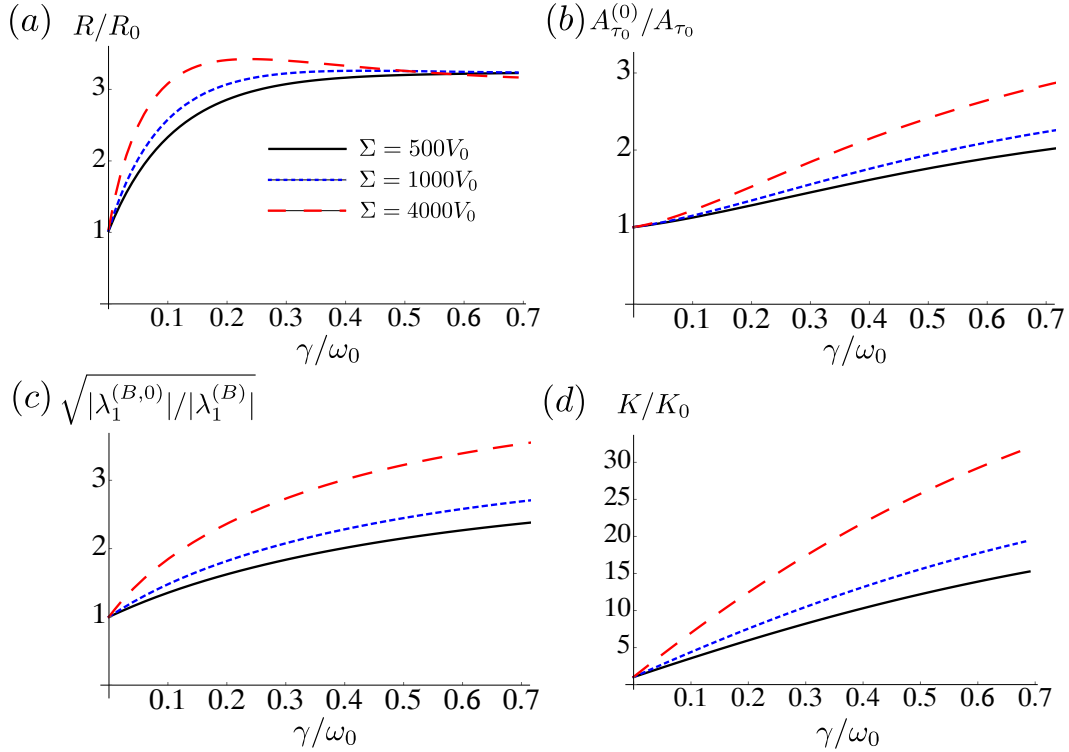


Figure 7. Change in the quantities contained in the prefactor K due to dissipation for $\tau_p \omega_0 = 0.5\gamma/\omega_0$ and $\omega_c/\omega_0 = 8000$. (a) Ratio of the determinants scaled with its value without dissipation, (b) prefactor of the Jacobian transformation scaled with its value without dissipation, (c) negative eigenvalue scaled with its value without dissipation. (d) The prefactor K of the escape rate scaled with its value K_0 without dissipation.

The numerical value A_{τ_0} scaled with $A_{\tau_0}^{(0)}$ is shown in Fig. 7b.

4. Calculation of the phases ϕ_λ^\pm

In this section we give a detailed derivation of the quantities ϕ_λ^\pm appearing Eq. (C7).

We start by calculating the Greens function $G_\lambda^{(0)}(\tau)$. In presence of Ohmic momentum dissipation without high frequency cutoff this quantity diverges similarly to the position quantum fluctuations. We recall the dissipative kernel in Matsubara space for momentum dissipation with cutoff ω_c

$$F^{(p)}(\omega) = \frac{-\tau_p |\omega| m f_c(\omega)}{1 + \tau_p |\omega| f_c(\omega)}, \quad (\text{C13})$$

with $f_c(\omega) = (1 + |\omega|/\omega_c)^{-1}$. We rewrite Eq. (C5) and find

$$G_\lambda^{(0)}(\tau) = \frac{1}{\pi m \omega_c} \int_0^\infty dx \frac{(1 + (1 + \tau_p \omega_c)x) \cos(x \omega_c \tau)}{-p^2 \Omega_c^2 + \chi(-p^2)x + \alpha x^2 + x^3 - i\epsilon}, \quad (\epsilon \rightarrow 0), \quad (\text{C14})$$

with $p^2 = -1 + \lambda/m\omega_0^2$, $\Omega_c = \omega_0/\omega_c$, $\alpha = \gamma/\omega_c + \tau_p \gamma + 1$, and

$$\chi(-p^2) = -p^2 \Omega_c^2 (1 + \tau_p \omega_c) + \frac{\gamma}{\omega_c}. \quad (\text{C15})$$

The denominator of Eq. (C14) is a cubic polynomial with an imaginary part. We expand the polynomial into its roots $\tilde{x}_{1,2,3}$ and obtain, by introducing $\tilde{x}_1 = \nu_1$, $\tilde{x}_2 = -\nu_2$ and $\tilde{x}_3 = -\nu_3$,

$$-p^2 \Omega_c^2 + \chi(-p^2)x + \alpha x^2 + x^3 = (x - \nu_1)(x + \nu_2)(x + \nu_3), \quad (\text{C16})$$

where $\nu_{1,2,3} > 0$. Because the full form of the quantities $\nu_{1,2,3}$ is not important at this stage, we do not present them here explicitly, but refer to the next section. With this definition we can perform a principle value integration in Eq. (C14). We obtain the result

$$G_\lambda^{(0)}(\tau) = \frac{1}{\pi m \omega_c} \left(\sum_{i=1}^3 \tilde{U}_i g[\tau \omega_c \nu_i] - \tilde{U}_1 \pi \sin(\tau \omega_c \nu_1) \right) + \frac{i}{m \omega_c} \frac{(1 + (1 + \tau_p \omega_c) \nu_1) \cos(\nu_1 \omega_c \tau)}{|\chi(-p^2) + 2\alpha \nu_1 + 3\nu_1^2|}, \quad (\text{C17})$$

where the prefactors \tilde{U}_i originate from a partial fraction expansion (defined in the next section) and the auxiliary function $g(x)$ is defined in the previous section. For the factor U^{-1} we have to calculate

$$\dot{x}_{cl}^{(2)} \left(\frac{\xi_B}{2} \right) = \frac{2\omega_0^2 a_0}{\pi} \int_0^\infty dx \frac{(1 + (1 + \tau_p \omega_c)x) [1 - \cos(\xi_B \omega)]}{\Omega_c^2 + \chi(1)x + \alpha x^2 + x^3}, \quad (\text{C18})$$

which has no imaginary part. We calculate the integral by rewriting the polynomial in the denominator as

$$\Omega_c^2 + \chi(1)x + \alpha x^2 + x^3 = (x + k_1)(x + k_2)(x + k_3), \quad (\text{C19})$$

with $\text{Re}(k_i) > 0$, and find

$$U^{-1} = -\frac{1}{\pi m \omega_c} \sum_{i=1}^3 \tilde{T}_i (\ln(k_i) + g[k_i \omega_c \xi]), \quad (\text{C20})$$

where the prefactors \tilde{T}_i and the quantities k_i are also defined in the next section. Inserting $\tau = \xi_B$ in Eq. (C17) and calculating $G_p^{(0)}(\tau = 0)$ we obtain the result

$$n_\lambda^{(\pm)} = -\frac{1}{\pi m \omega_c} \sum_{i=1}^3 \tilde{T}_i (\ln(k_i) + g[k_i \omega_c \xi_B]) + \frac{1}{\pi m \omega_c} \left(\sum_{i=1}^3 \tilde{U}_i (\ln(\nu_i) \pm g[\xi_B \omega_c \nu_i]) \mp \tilde{U}_1 \pi \sin(\xi_B \omega_c \nu_1) \right) - \frac{i}{m \omega_c} \frac{(1 + (1 + \tau_p \omega_c) \nu_1) (1 \mp \cos(\nu_1 \omega_c \xi_B))}{|\chi(-p^2) + 2\alpha \nu_1 + 3\nu_1^2|}. \quad (\text{C21})$$

The phases are then calculated via $\phi_\lambda^{(\pm)} = \arg(n_\lambda^{(\pm)})$ and we use $\phi_{m\omega_0}^{(\pm)} = -\pi$ and $\lim_{\lambda \rightarrow \infty} \phi_\lambda^{(\pm)} = 0$ in Eq. (C7).

5. Further auxiliary variables

In the previous section we introduced the quantities $\tilde{\mathcal{T}}_i$, $\tilde{\mathcal{U}}_i$, ν_i , and k_i . The first two originate from the partial fraction expansions of the integrands in Eqs. (C14) and (C18). The latter ones are related to the roots of the denominators of $\tilde{G}_\lambda^{(0)}(\omega)$ and U^{-1} . The prefactors read

$$\tilde{\mathcal{T}}_1 = \frac{1 - (1 + \tau_p \omega_c)k_1}{(k_1 - k_2)(k_1 - k_3)} \quad \tilde{\mathcal{T}}_2 = \frac{-1 + (1 + \tau_p \omega_c)k_2}{(k_1 - k_2)(k_2 - k_3)} \quad \tilde{\mathcal{T}}_3 = \frac{-1 + (1 + \tau_p \omega_c)k_3}{(k_1 - k_3)(k_3 - k_2)} \quad (\text{C22})$$

and

$$\tilde{\mathcal{U}}_1 = \frac{1 + (1 + \tau_p \omega_c)\nu_1}{(\nu_1 + \nu_2)(\nu_1 + \nu_3)} \quad \tilde{\mathcal{U}}_2 = \frac{1 - (1 + \tau_p \omega_c)\nu_2}{(\nu_1 + \nu_2)(\nu_2 - \nu_3)} \quad \tilde{\mathcal{U}}_3 = \frac{1 - (1 + \tau_p \omega_c)\nu_3}{(\nu_1 + \nu_3)(\nu_3 - \nu_2)}. \quad (\text{C23})$$

Using the basic formula for the roots of cubic polynomials, we find for the ones of Eq. (C19)

$$\begin{aligned} -k_1 &= - \left(\frac{\alpha}{3} + \frac{2^{\frac{1}{3}}\eta(1)}{3 \left(\Sigma(1) + \sqrt{4\eta^3(1) + \Sigma^2} \right)^{\frac{1}{3}}} - \frac{\left(\Sigma(1) + \sqrt{4\eta^3(1) + \Sigma^2} \right)^{\frac{1}{3}}}{3 \cdot 2^{\frac{1}{3}}} \right) \\ -k_2 &= - \left(\frac{\alpha}{3} - \frac{(1 + i\sqrt{3})\eta(1)}{3 \cdot 2^{\frac{2}{3}} \left(\Sigma(1) + \sqrt{4\eta^3(1) + \Sigma^2} \right)^{\frac{1}{3}}} + \frac{(1 - i\sqrt{3}) \left(\Sigma(1) + \sqrt{4\eta^3(1) + \Sigma^2} \right)^{\frac{1}{3}}}{6 \cdot 2^{\frac{1}{3}}} \right) \\ -k_3 &= - \left(\frac{\alpha}{3} - \frac{(1 - i\sqrt{3})\eta(1)}{3 \cdot 2^{\frac{2}{3}} \left(\Sigma(1) + \sqrt{4\eta^3(1) + \Sigma^2} \right)^{\frac{1}{3}}} + \frac{(1 + i\sqrt{3}) \left(\Sigma(1) + \sqrt{4\eta^3(1) + \Sigma^2} \right)^{\frac{1}{3}}}{6 \cdot 2^{\frac{1}{3}}} \right), \end{aligned} \quad (\text{C24})$$

where we defined $\eta(1) = 3\chi(1) - \alpha^2$ and $\Sigma(1) = 9\alpha\chi(1) - 2\alpha^3 - 27\Omega_c^2$ (and used $p^2 = -1 + \lambda/m\omega_0^2$, $\Omega_c = \omega_0/\omega_c$, $\alpha = \gamma/\omega_c + \tau_p\gamma + 1$). Further, the roots for the polynomial (C16) read

$$\begin{aligned} \nu_1 &= - \left(\frac{\alpha}{3} + \frac{2^{\frac{1}{3}}\eta(p^2)}{3 \left(\Sigma(p^2) + \sqrt{4\eta^3(p^2) + \Sigma^2(p^2)} \right)^{\frac{1}{3}}} - \frac{\left(\Sigma(p^2) + \sqrt{4\eta^3(p^2) + \Sigma^2(p^2)} \right)^{\frac{1}{3}}}{3 \cdot 2^{\frac{1}{3}}} \right) \\ -\nu_2 &= - \left(\frac{\alpha}{3} - \frac{(1 + i\sqrt{3})\eta(p^2)}{3 \cdot 2^{\frac{2}{3}} \left(\Sigma(p^2) + \sqrt{4\eta^3(p^2) + \Sigma^2(p^2)} \right)^{\frac{1}{3}}} + \frac{(1 - i\sqrt{3}) \left(\Sigma(p^2) + \sqrt{4\eta^3(p^2) + \Sigma^2(p^2)} \right)^{\frac{1}{3}}}{6 \cdot 2^{\frac{1}{3}}} \right) \\ -\nu_3 &= - \left(\frac{\alpha}{3} - \frac{(1 - i\sqrt{3})\eta(p^2)}{3 \cdot 2^{\frac{2}{3}} \left(\Sigma(p^2) + \sqrt{4\eta^3(p^2) + \Sigma^2(p^2)} \right)^{\frac{1}{3}}} + \frac{(1 + i\sqrt{3}) \left(\Sigma(p^2) + \sqrt{4\eta^3(p^2) + \Sigma^2(p^2)} \right)^{\frac{1}{3}}}{6 \cdot 2^{\frac{1}{3}}} \right), \end{aligned} \quad (\text{C25})$$

where $\eta(p^2) = 3\chi(-p^2) - \alpha^2$ and $\Sigma(p^2) = 9\alpha\chi(-p^2) - 2\alpha^3 + 27p^2\Omega_c^2$.

Appendix D: The tunneling average energy loss in presence of dissipation

As discussed in the main text the returning point can be used to calculate the average energy loss $\langle \Delta E \rangle$ of the particle during the tunneling in the presence of the dissipative interaction with the environment according the equation $\langle \Delta E \rangle = V(0) - V(x_{esc})$ [32, 39].

In Fig. 8a we show the results for $\langle \Delta E \rangle$ as a function of the dissipative coupling strength defined as $c_S = \gamma/\omega_0$ for the position dissipation and as $c_S = \omega_0\tau_p$ for the momentum dissipation.

In Fig. 8a the blue solid line corresponds to pure position dissipation ($c_S = \gamma/\omega_0$, $\tau_p = 0$) while the red dashed line to the results for pure momentum dissipation ($c_S = \tau_p\omega_0$, $\gamma = 0$). In the overdamped limit $c_S \gg 1$ both dissipative environments saturate to the same energy loss, at fixed value of Σ . For small dissipative couplings, at

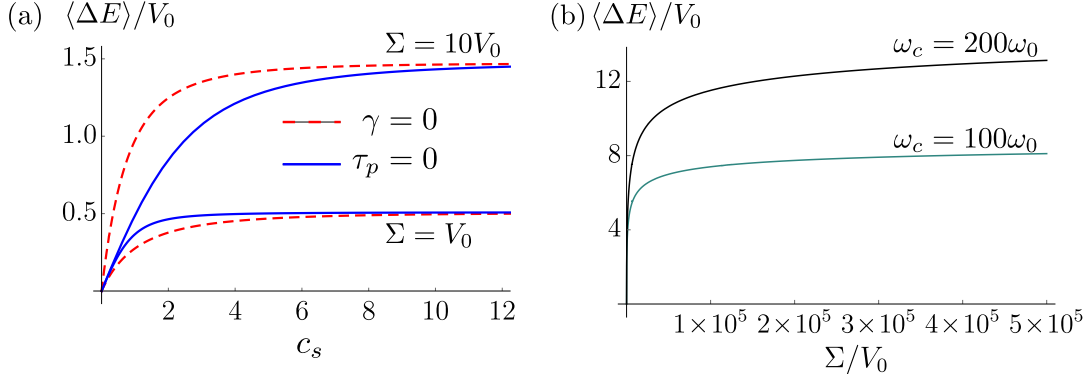


Figure 8. (a) The average energy loss $\langle \Delta E \rangle$ as a function of the dissipative coupling strength, $c_s = \gamma/\omega_0$ for position dissipation and $c_s = \omega_0\tau_p$, for two values of Σ , for pure position dissipation (solid blue line) and for pure momentum dissipation (dashed red line) In the overdamped limit $\langle \Delta E \rangle$ saturate to the same value. (b) Saturation of the energy loss in presence with pure momentum dissipation as a function of Σ , for different ω_c at $\tau_p\omega_0 = 0.5$.

$\Sigma = V_0$ position dissipation dissipates more energy than momentum dissipation whereas for $\Sigma = 10V_0$ the situation is reversed: momentum dissipation has a larger influence.

In Fig. 8b we fix the dissipative coupling strength and show $\langle \Delta E \rangle$ as a function of Σ/V_0 for pure momentum dissipation. The loss saturates, similarly to the escape rate, to a value determined by the high frequency cutoff ω_c .

Appendix E: Perturbative results for smooth metastable potentials

In this section, we show that the enhancement of the escape rate via momentum dissipation, discussed for the semi-double parabolic potential in the main text, is also valid for more general metastable potentials. We focus the discussion on pure momentum dissipation and use a perturbative approach to find an approximate action. In the analysis presented here, as in the main text, we neglect the influence of the prefactor on the decay rate as the exponential part containing the action is the leading term.

Specifically, we consider a potential having a smooth barrier top, by inverting the parabola on the right side

$$V(x) = \frac{m}{2} \begin{cases} \omega_0^2(x+a)^2 & \text{for } x < 0 \\ -\omega_B^2[(x-c \cdot a)^2 - 2d] & \text{for } x > 0 \end{cases}, \quad (\text{E1})$$

where $c = \omega_0^2/\omega_B^2$ and $d = \frac{a^2c}{2}(1+c)$. ω_0 is the frequency of the well-parabola and ω_B the frequency of barrier-parabola. We show the potential in Fig. 9a: the potential and its derivative are continuous functions at the point $x = 0$. In the non dissipative case the bounce path satisfies the differential equation

$$-\ddot{x}_{cl}(\tau) + \omega_0^2\Theta(-x_{cl}(\tau))x_{cl}(\tau) - \omega_B^2\Theta(x_{cl}(\tau))x_{cl}(\tau) = -\omega_0^2a \quad (\text{E2})$$

where $-a$ is the position of the minimum of the left parabola and we find the bounce solution

$$x_{cl}(\tau) = \Theta(-(\tau+\tau_1)) \left(-a + A(\tau_1)e^{\omega_0(\tau+\tau_1)} \right) + \Theta(\tau_1 - |\tau|) (ca + B(\tau_1) \cos(\omega_B\tau)) + \Theta(\tau - \tau_1) \left(-a + A(\tau_1)e^{-\omega_0(\tau-\tau_1)} \right), \quad (\text{E3})$$

with $A(\tau_1) = (c+1)a + B(\tau_1) \cos(\omega_B\tau_1)$ and

$$B(\tau_1) = \frac{\omega_0(c+1)a}{(\omega_B \sin(\omega_B\tau_1) - \omega_0 \cos(\omega_B\tau_1))}. \quad (\text{E4})$$

Here, $-\tau_1$ is the point in imaginary time at which the path crosses from the left to the right parabola and τ_1 is the point of the opposite event, namely $x(-\tau_1) = x(\tau_1) = 0$. In the non dissipative regime and in the symmetric case ($\omega_B/\omega_0 = 1$), we find $\tau_1\omega_0 = 3/4\pi$. Increasing ω_B the barrier thickness decreases and for large ratios $\omega_B/\omega_0 \gg 1$ the barrier becomes comparable to the semi-double parabolic potential of the main text in the regime $\Sigma/V_0 \gg 1$ (sharp

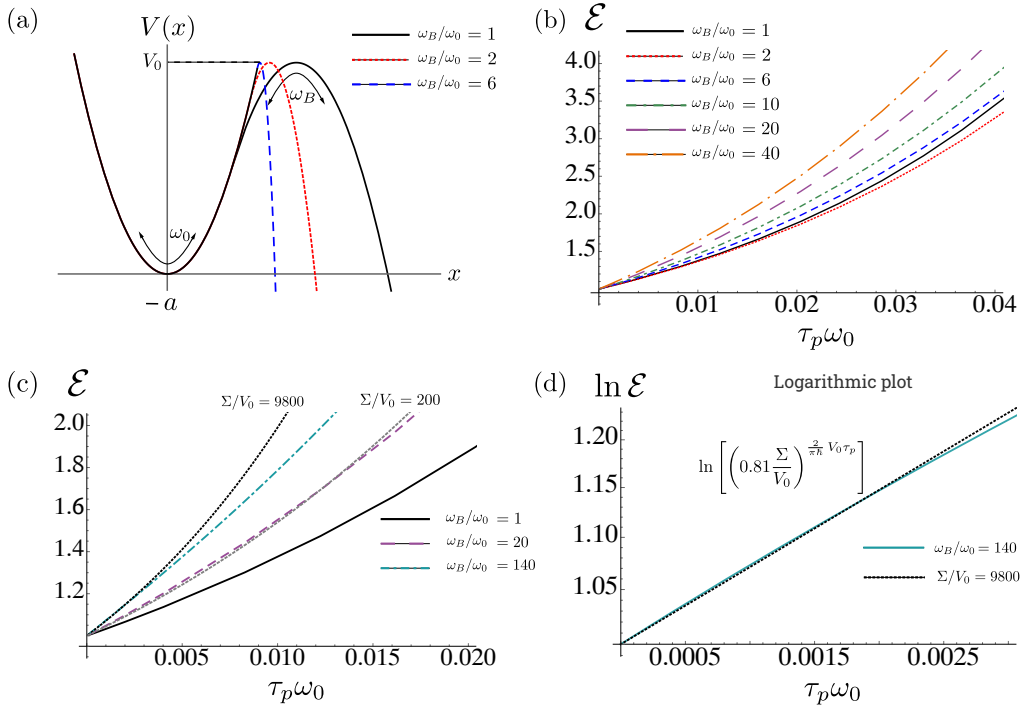


Figure 9. (a) Smooth potential studied in this section. By increasing ω_B/ω_0 the potential becomes comparable to the semi-double parabolic potential. (b) Perturbative results for \mathcal{E} for different ratios ω_B/ω_0 as a function of $\tau_p\omega_0$. (c) Comparison between the results for the semi-double parabolic and for the smooth potential as discussed in the text. Dotted lines correspond to results for the semi-double parabolic potential while coloured lines are for the smooth potential. (d) Logarithmic plot of the analytical formula Eq.(8) in the main text and the perturbative results for the smooth potential. Both potentials have the same slope at the turning point $dV(x)/dx|_{x_{esc}} = -700m\omega_0^2$.

potential), but with a smooth barrier top. Note that $2\tau_1$ plays the role of the bounce time in the latter case.

To qualitatively compare the influence of momentum dissipation on both potentials, we choose the limit of low dissipative couplings $\tau_p\omega_0 \ll 1$. In this regime, we assume that the bounce for the potential Eq. (E1), which is parametrized by Eq. (E3), does not significantly change due to the dissipation. Hence, we insert the non-dissipative bounce Eq. (E3) into the full action containing the momentum dissipation. In the following results, we fix the barrier height to $V_0/(\hbar\omega_0) = 12.5$ and consider different frequency ratios ω_B/ω_0 . Note that in this way the position of the minimum changes as $(-a) = -\sqrt{\frac{V_0}{1+\omega_0^2/\omega_B^2}}$.

Fig. 9b shows the enhancement \mathcal{E} for different ratios of ω_B/ω_0 as a function of $\tau_p\omega_0$. We remark that the enhancement for the escape still occurs. The influence of momentum dissipation increases by increasing ω_B/ω_0 , as expected from the analysis given in the main text, namely the derivative of the potential at the turning point increases by increasing ω_B/ω_0 . However, as shown by the red and the black line in Fig. 9b, for $\omega_B/\omega_0 = 1$ and $\omega_B/\omega_0 = 2$, the trend of the influence of momentum dissipation is reversed. The enhancement for $\omega_B/\omega_0 = 1$ is stronger than for $\omega_B/\omega_0 = 2$, although the latter potential has a larger slope at the turning point. This can be explained by the fact that by varying the ratio one also modifies significantly the shape of the potential leading to a different parametric prefactor in the action which is important in the weak dissipative coupling regime. This is an accidental effect which disappears as long as we consider large ratio $\omega_B/\omega_0 \geq 2$.

In Fig. 9c, we plot the cases $\omega_B/\omega_0 = 1$, $\omega_B/\omega_0 = 20$ and $\omega_B/\omega_0 = 140$ to compare the results for the smooth potential Eq. (E1) with the semi-double parabolic potential of the main text. We make a connection between the results for the two different potentials by looking at their slope at the turning x_{esc} . For $\omega_B/\omega_0 = 20$, we find $dV(x)/dx|_{x_{esc}} = -100m\omega_0^2$, which corresponds to $\Sigma/V_0 = 200$ for the semi-double parabolic potential. Both results agree well for the regime displayed. In the case of $\omega_B/\omega_0 = 140$, the slope $dV(x)/dx|_{x_{esc}} = -700m\omega_0^2$ corresponding to $\Sigma/V_0 = 9800$ for the semi-double parabolic potential. Here, we find a good agreement of both result for values below $\tau_p\omega_0 \approx 0.0025$.

The deviations between the two different potentials appear beyond some value of $\tau_p\omega_0$, which depends on the ratio ω_B/ω_0 . For example, we have a good agreement until $\tau_p\omega_0 = 0.02$ for $\omega_B/\omega_0 = 20$ and until $\tau_p\omega_0 \approx 0.0025$ for $\omega_B/\omega_0 = 140$. In Fig. 9d, we plot the log scale the case $\omega_B/\omega_0 = 140$. This deviation can be explained by the break down of the non-dissipative bounce approximation. Indeed, the influence of momentum dissipation on the bounce path is expected to be relevant when the bounce becomes narrower, e.g. when ω_B/ω_0 is increased. As explained in the main text, momentum dissipation additionally squeezes the bounce. Hence, by inserting the non dissipative bounce, we are underestimating the effect of the momentum dissipation. For this reason, the results for the smooth potential deviates from the ones of the semi-double parabolic potential, in which we take the dissipative interaction for calculating the bounce path into account.

To summarize, the results presented in the main text obtained for the semi-double parabolic potential - which has a singular behavior of the derivative at the top barrier - are valid for the general case as we proved that similar results hold for a potential with a smooth barrier top. We showed the comparison only in the weak dissipative interaction limit for which we have an approximated solution for the potential with a smooth barrier top. In Fig. 9d, we directly compare the analytical result of Eq. (8) of the main text, which are valid in the limit $\Sigma/V_0 \gg 1$ and $\tau_p\omega_0 \ll 1$ (but $\xi_B\omega_c \ll 1$), with the results achievable for the smooth potential for the case $\omega_B/\omega_0 \gg 1$. The results almost coincides for values up to $\tau_p\omega_0 \approx 0.0025$ and then starts to deviate because of the above explained reasons. This points out that, at least in the small coupling limit, the results for the smooth potential are the same as for the semi-double parabolic potential. We also find that the enhancement for the potential with a smooth barrier top can be even larger than the enhancement for the semi-double parabolic potential in some parameters range.

-
- [1] G. E. Santoro and E. Tosatti, *Optimization using quantum mechanics: quantum annealing through adiabatic evolution*, Journal of Physics A: Mathematical and General **39**, R393 (2006).
 - [2] L. Stella, G. E. Santoro, and E. Tosatti, *Optimization by quantum annealing: Lessons from simple cases*, Phys. Rev. B **72**, 014303 (2005).
 - [3] T. Albash and D. A. Lidar, *Adiabatic quantum computation*, Rev. Mod. Phys. **90**, 015002 (2018).
 - [4] P. Hauke, H. G. Katzgraber, W. Lechner, H. Nishimori, and W. D. Oliver, *Perspectives of quantum annealing: methods and implementations*, Reports on Progress in Physics **83**, 054401 (2020).
 - [5] G. A. Durkin, *Quantum speedup at zero temperature via coherent catalysis*, Phys. Rev. A **99**, 032315 (2019).
 - [6] V. S. Denchev, S. Boixo, S. V. Isakov, N. Ding, R. Babush, V. Smelyanskiy, J. Martinis, and H. Neven, *What is the Computational Value of Finite-Range Tunneling?* Phys. Rev. X **6**, 031015 (2016).
 - [7] T. Albash and D. A. Lidar, *Decoherence in adiabatic quantum computation*, Phys. Rev. A **91**, 062320 (2015).
 - [8] T. Albash, V. Martin-Mayor, and I. Hen, *Temperature Scaling Law for Quantum Annealing Optimizers*, Phys. Rev. Lett. **119**, 110502 (2017).
 - [9] A. Mishra, T. Albash, and D. A. Lidar, *Finite temperature quantum annealing solving exponentially small gap problem with non-monotonic success probability*, Nature Communications **9**, 2917 (2018).
 - [10] F. Verstraete, M. Wolf, and J. Ignacio Cirac, *Quantum computation and quantum-state engineering driven by dissipation*, Nature Phys. **5**, 633 (2009).
 - [11] M. B. Plenio and S. F. Huelga, *Dephasing-assisted transport: quantum networks and biomolecules*, New Journal of Physics **10**, 113019 (2008).
 - [12] M. Mohseni, P. Rebentrost, S. Lloyd, and A. Aspuru-Guzik, *Environment-assisted quantum walks in photosynthetic energy transfer*, J. Chem. Phys. **129**, 174106 (2008).
 - [13] C. Maier, T. Brydges, P. Jurcevic, N. Trautmann, C. Hempel, B. P. Lanyon, P. Hauke, R. Blatt, and C. F. Roos, *Environment-Assisted Quantum Transport in a 10-qubit Network*, Phys. Rev. Lett. **122**, 050501 (2019).
 - [14] G. Gamow, *Zur Quantentheorie des Atomkernes*, Zeitschrift für Physik **51**, 204 (1928).
 - [15] J. P. Sethna, *Decay rates of tunneling centers coupled to phonons: An instanton approach*, Phys. Rev. B **25**, 5050 (1982).
 - [16] C. G. Callan and S. Coleman, *Fate of the false vacuum. II. First quantum corrections*, Phys. Rev. D **16**, 1762 (1977).
 - [17] S. R. Coleman, *The Uses of Instantons*, Instantons in gauge theories, Subnucl. Ser. **15**, 805 (1979).
 - [18] A. Caldeira and A. Leggett, *Quantum tunnelling in a dissipative system*, Ann. Phys. **149**, 374 (1983).
 - [19] H. Grabert and U. Weiss, *Thermal enhancement of the quantum decay rate in a dissipative system*, Zeitschrift für Physik B Condensed Matter **56**, 171 (1984).
 - [20] H. Grabert, P. Olschowski, and U. Weiss, *Quantum decay rates for dissipative systems at finite temperatures*, Phys. Rev. B **36**, 1931 (1987).
 - [21] H. Grabert, U. Weiss, and P. Hänggi, *Quantum Tunneling in Dissipative Systems at Finite Temperatures*, Phys. Rev. Lett. **52**, 2193 (1984).
 - [22] E. Freidkin, P. Riseborough, and P. Hänggi, *Decay of a metastable state: A variational approach*, Phys. Rev. B **34**, 1952 (1986).
 - [23] P. S. Riseborough, P. Hänggi, and E. Freidkin, *Quantum tunneling in dissipative media: Intermediate-coupling-*

- strength results, Phys. Rev. A **32**, 489 (1985).
- [24] A. J. Leggett, *Quantum tunneling in the presence of an arbitrary linear dissipation mechanism*, Phys. Rev. B **30**, 1208 (1984).
- [25] J. Ankerhold and E. Pollak, *Dissipation can enhance quantum effects*, Phys. Rev. E **75**, 041103 (2007).
- [26] A. Cuccoli, A. Fubini, V. Tognetti, and R. Vaia, *Quantum thermodynamics of systems with anomalous dissipative coupling*, Phys. Rev. E **64**, 066124 (2001).
- [27] H. Kohler and F. Sols, *Dissipative quantum oscillator with two competing heat baths*, New Journal of Physics **8**, 149 (2006).
- [28] A. Cuccoli, N. Del Sette, and R. Vaia, *Reentrant enhancement of quantum fluctuations for symmetric environmental coupling*, Phys. Rev. E **81**, 041110 (2010).
- [29] H. Kohler, A. Hackl, and S. Kehrein, *Nonequilibrium dynamics of a system with quantum frustration*, Phys. Rev. B **88**, 205122 (2013).
- [30] G. Rastelli, *Dissipation-induced enhancement of quantum fluctuations*, New Journal of Physics **18**, 053033 (2016).
- [31] D. Maile, S. Andergassen, and G. Rastelli, *Effects of a dissipative coupling to the momentum of a particle in a double well potential*, Phys. Rev. Research **2**, 013226 (2020).
- [32] U. Weiss, H. Grabert, P. Hänggi, and P. Riseborough, *Incoherent tunneling in a double well*, Phys. Rev. B **35**, 9535 (1987).
- [33] J. Langer, *Theory of the condensation point*, Annals of Physics **41**, 108 (1967).
- [34] H. Kleinert, *Path Integral in Quantum Mechanics, Statistics and Polymer Physics*, 2nd ed. (World Scientific Publishing, Singapur, 1995).
- [35] U. Weiss, *Quantum Dissipative Systems*, 4th ed. (World Scientific Publishing, Singapur, 2012).
- [36] The full Hamiltonian is displayed in Appendix A.
- [37] We find the bounce path by inserting the ansatz $x_{cl}(\tau) = \frac{1}{\beta} \sum_l x_l e^{i\omega_l \tau} / \beta$ into the action S and minimizing it with respect to x_l .
- [38] In the limit $\Sigma \ll V_0$, the action is closely related to the problem of the double well studied in [31] because the potentials are equal in the region $x < x_m$.
- [39] U. Weiss, P. Riseborough, P. Hänggi, and H. Grabert, *Energy loss in quantum tunnelling*, Physics Letters A **104**, 10 (1984).
- [40] N. Maleeva, L. Grünhaupt, T. Klein, F. Levy-Bertrand, O. Dupree, M. Calvo, F. Valenti, P. Winkel, F. Friedrich, W. Wernsdorfer, A. Ustinov, H. Rotzinger, A. Monfardini, M. Fistul, and I. Pop, *Circuit quantum electrodynamics of granular aluminum resonators*, Nat. Commun. **9**, 3889 (2018).
- [41] L. B. Nguyen, Y.-H. Lin, A. Somoroff, R. Mencia, N. Grabon, and V. E. Manucharyan, *High-Coherence Fluxonium Qubit*, Phys. Rev. X **9**, 041041 (2019).
- [42] G. Rastelli, M. Vanević, and W. Belzig, *Coherent dynamics in long fluxonium qubits*, New J. Phys. **17**, 053026 (2015).
- [43] D. Maile, S. Andergassen, W. Belzig, and G. Rastelli, *Quantum phase transition with dissipative frustration*, Phys. Rev. B **97**, 155427 (2018).
- [44] K. Kechedzhi and V. N. Smelyanskiy, *Open-System Quantum Annealing in Mean-Field Models with Exponential Degeneracy*, Phys. Rev. X **6**, 021028 (2016).
- [45] Note that for $\Sigma \rightarrow 0$ the steepest decent approximation is no longer valid, because the negative eigenvalue $\lambda_1^{(B)}$ approaches zero. However, for the minimal asymmetry parameter $\Sigma = 0.01V_0$, we use in this paper, the negative eigenvalue is $|\lambda_1^{(B)}| / (m\omega_0^2) \approx 0.01$ and the approximation still justified.