

# One Size Does Not Fit All: Finding the Optimal $N$ -gram Sizes for FastText Models across Languages\*

Vít Novotný   Eniafe Festus Ayetiran   Dávid Lupták   Michal Štefánik   Petr Sojka

Faculty of Informatics, Masaryk University

Brno, Czechia

{witiko, ayetiran, dluptak, stefanik.m, sojka}@mail.muni.cz

## Abstract

Unsupervised word representation learning from large corpora is badly needed for downstream tasks such as text classification, information retrieval, and machine translation. The representation precision of the fastText language models is mostly due to their use of subword information. In previous work, the optimization of fastText subword sizes has been largely neglected, and non-English fastText language models were trained using subword sizes optimized for English and German.

In our work, we train English, German, Czech, and Italian fastText language models on Wikipedia, and we optimize the subword sizes on the English, German, Czech, and Italian word analogy tasks. We show that the optimization of subword sizes results in a 5% improvement on the Czech word analogy task. We also show that computationally expensive hyperparameter optimization can be replaced with cheap  $n$ -gram frequency analysis: subword sizes that are the closest to covering 3.76% of all unique subwords in a language are shown to be the optimal fastText hyperparameters on the English, German, Czech, and Italian word analogy tasks.

## 1 Introduction

Bojanowski et al. (2017) have shown that taking word morphology into account is important for accurate continuous word representations. However, they only show the optimal  $n$ -gram sizes for German and English (Bojanowski et al., 2017, Section 5.5). We further their experiment by finding the optimal parameters for Czech and Italian using the Czech (Svoboda and Bryhcín, 2016) and

Italian (Berardi et al., 2015) word analogy tasks. We show that while the optimal subword sizes are similar for English and German, they vary wildly for Czech and Italian. We further investigate a cheaper alternative optimization technique using the analysis of  $n$ -gram frequencies.

The rest of the paper is organized as follows: Section 2 discusses the related work. In sections 3 and 4, we discuss our methods and results. Section 5 concludes the paper.

## 2 Related Work

Mikolov et al. (2013) described the *Word2vec language model*, which uses a shallow log-linear neural network to learn continuous representations of words (word embeddings). They also produced the *English word analogy task*, which tests the ability to find pairs of words with analogical relations (man is to woman what a king is to queen), and they reported state-of-the-art results with the word embeddings produced by the Word2vec language model on their task.

Berardi et al. (2015), Köper et al. (2015), and Svoboda and Bryhcín (2016) explored the behaviour of word embeddings on Italian, German, and Czech, respectively, and produced the *Italian, German, and Czech word analogy tasks* for evaluating the performance of non-English word embeddings. Their findings revealed that, despite the morphological complexity of the languages, the Word2vec language models were able to generate semantically and syntactically meaningful word embeddings.

In order to take word morphology into account, which has been ignored by previous work Bojanowski et al. (2017) developed the *fastText language model* based on the skipgram variant of the Word2vec language model. Their improvements consisted of representing each word as a sequence

First author’s work was graciously funded by the South Moravian Centre for International Mobility as a part of the Brno Ph.D. talent project. Computational resources were supplied by the project “e-Infrastruktura CZ” (e-INFRA LM2018140) provided within the program Projects of Large Research, Development and Innovations Infrastructures.

$n = 1$ :	H, e, l, o, w, r, d	$n = 1$ :	$7/27 = 25.93\%$	1	25.93	55.55	77.77	92.59	100.00
$n = 2$ :	He, el, ll, lo, wo, or, rl, ld	$n = 2$ :	$8/27 = 29.63\%$	2		29.63	51.85	66.66	74.07
$n = 3$ :	Hel, ell, llo, wor, orl, rld	$n = 3$ :	$6/27 = 22.22\%$	3			22.22	37.03	44.44
$n = 4$ :	Hell, ello, worl, orld	$n = 4$ :	$4/27 = 14.81\%$	4				14.81	22.22
$n = 5$ :	Hello, world	$n = 5$ :	$2/27 = 7.41\%$	5					7.41

(a) 27 unique character  $n$ -grams in a corpus with two words: *Hello* and *world*

(b) Frequencies of unique character  $n$ -grams for one size  $n$

(c)  $N$ -gram coverages with  $n$  in  $\{i, \dots, j\}$  for all values of  $i$  and  $j$ , where  $1 \leq i \leq j \leq 5$

Table 1: An example of computing character  $n$ -gram coverages. We start in Subtable (a) by producing all unique character  $n$ -grams from the corpus. In Subtable (b), we compute frequencies of  $n$ -gram sizes. In Subtable (c), we compute  $n$ -gram coverages.

of *character  $n$ -grams* (i.e. *subwords*). They trained their models on the English, German, Czech, and Italian Wikipedia corpora, and they reported state-of-the-art performance on the English, German, Czech, and Italian word analogy task. However, they neglected to optimize the  $n$ -gram size hyperparameter for Czech and Italian fastText models, and used hand-picked hyperparameter values for English and German in their experiment.

Grave et al. (2018) trained fastText language models for 157 languages, but, like Bojanowski et al. (2017), they also neglected to optimize the  $n$ -gram size, noting only that “using character  $n$ -grams of size 5, instead of using the default range of 3–6, does not significantly decrease the accuracy [on word analogy tasks] (except for Czech).”

### 3 Methods

We use the skipgram variant of the fastText language model, reproducing the experimental setup of Bojanowski et al. (2017, Section 4): hash table bucket size  $2 \cdot 10^6$ , 300 vector dimensions, negative sampling loss with 5 negative samples, initial learning rate 0.05 with a linear decay to zero, sampling threshold  $10^{-4}$ , and window size 5.

We train the language models on the English, German, Czech, and Italian Wikipedia corpora for 5 epochs. We use character  $n$ -grams with  $n$  in  $\{i, \dots, j\}$  and report performance on the English (Mikolov et al., 2013), German (Köper et al., 2015), Czech (Svoboda and Brychcín, 2016), and Italian (Berardi et al., 2015) word analogy tasks for all values of  $i$  and  $j$ , where  $1 \leq i \leq j \leq 10$ . Like Bojanowski et al. (2017), we only use the  $2 \cdot 10^5$  most frequent words when solving the word analogies.

Additionally, we compute the ratio between the frequencies of *unique character  $n$ -grams* (i.e. unique subwords of size  $n$ ) with  $n$  in  $\{i, \dots, j\}$

and the frequencies of all unique character  $n$ -grams on the English, German, Czech, and Italian Wikipedia corpora for all values of  $i$  and  $j$ , where  $1 \leq i \leq j \leq 10$ . In the following text, we call this ratio the  *$n$ -gram coverage*. Table 1 shows how the  $n$ -gram coverage is computed.

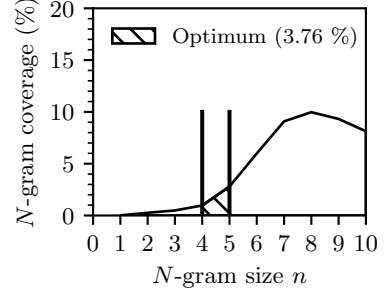
We take the  $n$ -gram coverages for the optimal values of  $i$  and  $j$  on the word analogy tasks, we assume they are observations of a normal distribution, and we construct a Student’s  $t$ -distribution 95% confidence interval and a point estimate for the mean optimal  $n$ -gram coverage.

### 4 Results

In subtables 2b–2d and 2f–2h, we show the syntactic, semantic, and total accuracies of the English and German fastText models on the English and German word analogy tasks. The optimal  $n$ -gram sizes  $\{4, 5\}$  for English and  $\{6\}$  for German confirm the experiment of Bojanowski et al. (2017, Section 5.5). While the optimal  $n$ -gram sizes for English are within 1% of the total accuracy for the default  $n$ -gram sizes  $\{3, 4, 5, 6\}$  proposed by Bojanowski et al. (2017), the optimal  $n$ -gram sizes for German achieve a 3% improvement in the total accuracy compared to the default  $n$ -gram sizes. As we discuss below, this is due to a higher proportion of long character  $n$ -grams in German.

In subtables 3b–3d, 3f–3h, we show the syntactic, semantic, and total accuracies of the Czech and Italian fastText models on Czech and Italian word analogy tasks. While the optimal  $n$ -gram sizes  $\{2, 3, 4, 5\}$  for Italian are within 1% of the total accuracy for default  $n$ -gram sizes proposed by Bojanowski et al. (2017), the optimal  $n$ -gram sizes  $\{1, 2, 3, 4\}$  for Czech achieve 5% improvement in the total accuracy compared to default  $n$ -gram sizes. As we discuss below, this is due to higher proportion of short character  $n$ -grams in Czech.

	1	2	3	4	<u>5</u>	6
1	0.01	0.27	0.76	1.73	4.52	10.51
2		0.26	0.75	1.72	4.51	10.50
3			0.49	1.45	4.25	10.24
<u>4</u>				0.97	3.76	9.75
5					2.79	8.78
6						5.99

(a) EN  $n$ -gram coverages

	2	3	4	5	6
2	70	71	73	74	73
3		72	74	75	74
4			74	74	74
5				74	74
6					72

(b) EN syntactic accuracies

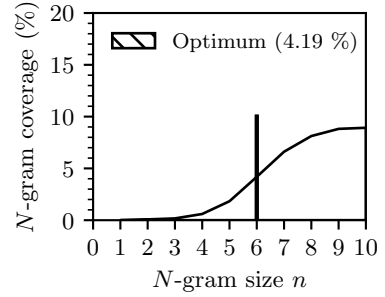
	2	3	4	5	6
2	78	76	75	76	76
3		78	77	78	77
4			79	79	79
5				80	79
6					80

(c) EN semantic accuracies

	2	3	4	<u>5</u>	6
2	73	73	73	74	74
3		74	75	76	75
<u>4</u>			76	76	76
5				76	76
6					75

(d) EN total accuracies

	1	2	3	4	5	<u>6</u>
1	0.01	0.08	0.26	0.86	2.69	6.88
2		0.08	0.25	0.85	2.68	6.87
3			0.17	0.77	2.60	6.79
4				0.60	2.43	6.62
5					1.83	6.02
<u>6</u>						4.19

(e) DE  $n$ -gram coverages

	2	3	4	5	6
2	45	50	53	54	55
3		51	55	55	56
4			54	56	56
5				56	56
6					55

(f) DE syntactic accuracies

	2	3	4	5	6
2	59	55	56	59	60
3		60	58	60	62
4			62	62	63
5				64	65
6					66

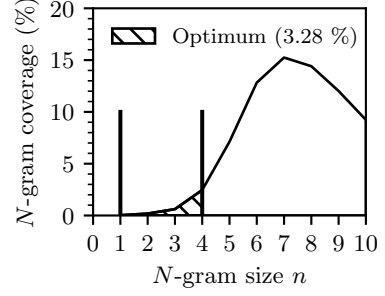
(g) DE semantic accuracies

	2	3	4	5	<u>6</u>
2	51	52	54	56	57
3		55	56	57	58
4			57	58	59
5				59	60
<u>6</u>					61

(h) DE total accuracies

Table 2: The coverages of various character  $n$ -gram sizes for English and German Wikipedia (subtables (a, e)), and the effect of sizes of character  $n$ -grams on the English and German analogy task accuracies (subtables (b–d, f–h)). We consider  $n$ -grams with  $n$  in  $\{i, \dots, j\}$  and report coverages and accuracies for various values of  $i$  and  $j$ . *Italicized* are coverages and total accuracies for the default  $n$ -gram sizes of fastText, **bold underlined** the optimal  $n$ -gram sizes, and **bold** the  $n$ -gram sizes within the 95% confidence interval [3.17%, 4.35%] of optimal  $n$ -gram coverage.

	1	2	3	<u>4</u>	5	6
<u>1</u>	0.03	0.21	0.82	<b>3.28</b>	10.40	23.23
2		0.18	0.80	<b>3.25</b>	10.37	23.20
3			0.61	3.07	10.19	23.02
4				2.46	9.58	22.40
5					7.12	19.95
6						12.83

(a) CS  $n$ -gram coverages

	2	3	4	5	6
1	52	73	74	73	71
2	48	71	72	71	69
3		65	70	67	67
4			61	64	60
5				55	56

(b) CS syntactic accuracies

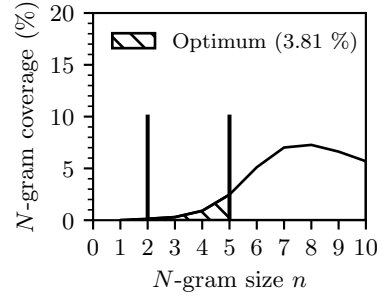
	2	3	4	5	6
1	20	17	21	23	22
2	21	18	20	20	21
3		18	18	18	19
4			18	18	18
5				19	19

(c) CS semantic accuracies

	2	3	<u>4</u>	5	6
<u>1</u>	44	58	<b>60</b>	60	58
<u>2</u>	41	57	<b>59</b>	58	57
3		53	56	54	55
4			49	52	49
5				46	46

(d) CS total accuracies

	1	2	3	4	<u>5</u>	6
1	0.01	0.15	0.45	1.35	<b>3.82</b>	8.93
<u>2</u>		0.14	0.44	1.34	<b>3.81</b>	8.92
3			0.30	1.20	<b>3.67</b>	8.78
4				0.90	<b>3.37</b>	8.48
5					2.47	7.58
6						5.11

(e) IT  $n$ -gram coverages

	2	3	4	5	6
1	50	63	67	65	62
2	49	62	65	63	60
3		56	64	61	59
4			59	59	56
5				54	54

(f) IT syntactic accuracies

	2	3	4	5	6
1	38	38	39	43	45
2	42	41	41	45	45
3		46	43	45	46
4			47	47	49
5				51	51

(g) IT semantic accuracies

	2	3	4	<u>5</u>	6
<u>1</u>	44	50	53	<b>54</b>	53
<u>2</u>	46	51	53	<b>54</b>	52
3		51	53	<b>53</b>	53
<u>4</u>			53	<b>53</b>	52
5				53	52

(h) IT total accuracies

Table 3: The coverages of various character  $n$ -gram sizes for Czech and Italian Wikipedia (subtables (a, e)), and the effect of sizes of character  $n$ -grams on the Czech and Italian analogy task accuracies (subtables (b–d, f–h)). We consider  $n$ -grams with  $n$  in  $\{i, \dots, j\}$  and report coverages and accuracies for various values of  $i$  and  $j$ . *Italicized* are coverages and total accuracies for the default  $n$ -gram sizes of fastText, **bold underlined** the optimal  $n$ -gram sizes, and **bold** the  $n$ -gram sizes within the 95% confidence interval  $[3.17\%, 4.35\%]$  of optimal  $n$ -gram coverage.

Wikipedia languages	Active users	Corpus sizes		Suggested $N$ -gram sizes	Coverages
English (EN)	142,765	22	GiB	{4, 5}	3.76
French (FR)	21,661	7.4	GiB	{5}	4.50
German (DE)	19,702	8.3	GiB	{6}	4.19
Spanish (ES)	18,420	5.2	GiB	{5}	4.32
Russian (RU)	12,647	9.9	GiB	{5}	4.88
Italian (IT)	9,907	4.2	GiB	{2, 3, 4, 5}	3.81
Arabic (AR)	6,722	2.4	GiB	{4}	3.68
Persian (FA)	6,347	1.7	GiB	{2, 3, 4}	3.75
Portuguese (PT)	6,110	2.4	GiB	{1, 2, 3, 4}	2.78
Polish (PL)	4,897	2.6	GiB	{1, 2, 3, 4}	2.79
Dutch (NL)	4,365	2.4	GiB	{4, 5}	4.07
Turkish (TR)	3,610	724	MiB	{1, 2, 3, 4}	3.72
Ukrainian (UK)	3,567	4.0	GiB	{5}	4.67
Hebrew (HE)	3,332	1.7	GiB	{4}	4.04
Indonesian (ID)	2,818	837	MiB	{3, 4}	3.59
Korean (KO)	2,706	1.2	GiB	{9}	4.01
Czech (CS)	2,604	1.2	GiB	{1, 2, 3, 4}	3.28
Swedish (SV)	2,487	2.8	GiB	{5}	3.45
Hungarian (HU)	2,103	1.5	GiB	{5}	4.21
Hindi (HI)	2,017	570	MiB	{1, 2, 3}	2.79
Finnish (FI)	1,821	999	MiB	{1, 2, 3, 4, 5}	2.99
Catalan (CA)	1,750	1.6	GiB	{2, 3, 4}	3.81
Bengali (BN)	1,379	583	MiB	{1, 2, 3}	2.66
Norwegian (NO)	1,337	898	MiB	{5}	3.83
Serbian (SR)	1,249	1.8	GiB	{5}	4.71
Greek (EL)	1,247	1018	MiB	{3, 4}	3.94
Simple English	1,187	228	MiB	{3, 4}	4.22
Romania (RO)	1,056	726	MiB	{2, 3, 4}	3.82
Danish (DA)	909	492	MiB	{5}	4.46
Bulgarian (BG)	892	934	MiB	{3, 4}	4.15
Estonian (ET)	790	340	MiB	{5}	4.06
Azerbaijani (AZ)	752	352	MiB	{3, 4}	3.70
Croatian (HR)	708	435	MiB	{1, 2, 3, 4}	2.97
Armenian (HY)	706	996	MiB	{2, 3, 4}	3.82
Basque (EU)	640	397	MiB	{1, 2, 3, 4}	3.31
Slovak (SK)	607	372	MiB	{1, 2, 3, 4}	3.55
Malay (MS)	523	375	MiB	{4}	4.42

Table 4: Suggested optimal character  $n$ -gram sizes for Wikipedia languages with over 500 active users. Active users are registered users who have made at least one edit in the last thirty days. We omit languages that use writing systems without word boundaries. Suggestions are based on  $n$ -gram coverages in Wikipedia corpora.

Word analogy categories	Example analogies	Accuracies (%)			
		EN	DE	CS	IT
Nouns, plural	bird, birds (EN)	86.79	68.89	68.81	50.95
Nouns, singular, masculine–feminine	conte, contessa (IT)			92.21	65.79
Nouns, plural, masculine–feminine	conti, contesse (IT)				30.13
Verbs, singular, 3rd person	play, plays (EN)	79.77	76.85		
Verbs, plural, 1st person	cerco, cerchiamo (IT)				23.64
Verbs, plural, 3rd person	cerca, cercano (IT)				95.45
Verbs, present participle	write, writing (EN)	70.36	32.50		76.92
Verbs, past tense	writing, wrote (EN)	64.23	29.20	80.20	50.00
Verbs, remote past tense, 1st person	corro, corsi (IT)				2.78
Adjectives, adverbs	calm, calmly (EN)	43.75			31.72
Adjectives, antonyms	aware, unaware (EN)	53.57	39.13		34.63
Adjectives, comparative	fast, faster (EN)	87.84	59.61	71.43	0.00
Adjectives, superlative	fast, fastest (EN)	76.61	25.72		52.27
Pronouns, plural	mého, mých (CS)			7.71	
Nations, nationalities	Chile, Chilean (EN)	90.93	73.81	33.03	89.93
Syntactic		74.44	55.33	74.07	62.66
Nouns, antonyms	dobro, zlo (CS)			16.03	
Nouns, singular, masculine–feminine	king, queen (EN)	81.62	55.14	31.96	73.39
Verbs, antonyms	sečíst, odečíst (CS)			4.78	
Adjectives, antonyms	světlý, tmavý (CS)			21.03	
Capital cities, common countries	Rome, Italy (EN)	94.27	89.83	35.33	84.58
Capital cities, all countries	Apia, Samoa (IT)	91.98	87.15		59.24
Capital cities, regions	Piemonte, Torino (IT)				43.57
Biggest cities, U.S. states	Austin, Texas (EN)	72.60	39.09		20.72
Countries, currencies	Armenia, dram (EN)	12.13	10.22		2.85
Semantic		78.77	66.02	21.48	45.44
Total		76.40	60.82	60.46	53.98

Table 5: Detailed results of the English, German, Czech and Italian fastText models with the optimal  $n$ -gram sizes on the English, German, Czech, and Italian word analogy tasks (see subtables 2d, 2h, 3d, and 3h). Example analogies for each category are given in English, where available. Syntactic accuracies are a weighted average of the results on syntactic word analogy categories (top), and semantic accuracies are a weighted average of the results on semantic word analogy categories (bottom). Total accuracies are a weighted average of syntactic and semantic accuracies.



In subtables 2a, 2e, 3a, 3e on page 4, we show coverages of character  $n$ -grams on English, German, Czech, and Italian corpora. Notice how short character  $n$ -grams achieve higher coverage on Czech compared to English, Italian, and especially German, where short character  $n$ -grams cover only small portion of character  $n$ -grams.

The coverages for the optimal  $n$ -gram sizes on the English, German, Czech, and Italian word analogy tasks are 3.76%, 4.19%, 3.28%, and 3.81%. This gives us the 95% confidence interval [3.17%, 4.35%] and the point estimate 3.76% for the optimal mean  $n$ -gram coverage. The results show that optimal  $n$ -gram sizes are the closest to the 3.76% point estimate for all four languages, and that  $n$ -gram sizes that correspond to the  $n$ -gram coverages within the [3.17%, 4.35%] confidence interval are within 1% of the total accuracy for the optimal  $n$ -gram sizes. Therefore, we propose that the  $n$ -gram coverage should be used to find optimal  $n$ -gram sizes for new languages instead of expensive language model training and hyperparameter optimization. For this purpose, we have developed an application that suggests optimal  $n$ -gram sizes for any of the 309 Wikipedia languages.<sup>1</sup> Table 4 on page 5 shows the suggested optimal  $n$ -gram sizes for Wikipedia languages with over 500 active users. We omit Chinese, Japanese, and Thai, whose writing systems lack word boundaries, and Vietnamese, which uses spaces to separate syllables rather than words.

Furthermore, it is noteworthy that while the fastText language models achieve semantic accuracy that is higher than syntactic accuracy on the English and German word analogy tasks, they achieve syntactic accuracy that is higher than the semantic accuracy on the Czech and Italian word analogy tasks (see Table 5 on the previous page). We theorize that this is because of the richer morphology and the smaller training corpora for Czech (1.2 GiB) and Italian (4.2 GiB) compared to English (22 GiB) and German (8.3 GiB), which makes it more difficult for the fastText models to learn the semantic relations between words.

## 5 Conclusion

Sizes of character  $n$ -grams have a large impact on the accuracy of fastText language models and their

word embeddings. However, they are computationally expensive to optimize on large corpora.

In this work, we showed the optimal  $n$ -gram sizes for Czech and Italian fastText language models, and we confirmed prior optimal  $n$ -gram sizes reported for English and German. Furthermore, we discovered that the optimization of  $n$ -gram sizes significantly improves the performance of the Czech fastText model on the word analogy task compared to the default  $n$ -gram sizes. Finally, we showed that slow  $n$ -gram size optimization can be replaced with fast  $n$ -gram frequency analysis.

It remains to be confirmed in future work and in following studies that modeling only  $n$ -grams that align with the morphological units of a language leads to even faster training, smaller models, and stronger results. Also, an example of Czech vs. German performance of word analogy subtask “verbs, past tense” in Table 5 on the preceding page suggests, that static embeddings are not enough for word representation, and that we need more complex word representations in context (Peters et al., 2018; Devlin et al., 2019).

## References

- Giacomo Berardi, Andrea Esuli, and Diego Marcheggiani. 2015. [Word Embeddings Go to Italy: A Comparison of Models and Training Datasets](#). In *CEUR Workshop Proceedings of 6th Italian Information Retrieval Workshop, IIR 2015*, volume 1404, page 8.
- Piotr Bojanowski, Edouard Grave, Armand Joulin, and Tomáš Mikolov. 2017. [Enriching word vectors with subword information](#). *Transactions of the Association for Computational Linguistics*, 5(0):135–146.
- Jacob Devlin, Ming-Wei Chang, Kenton Lee, and Kristina Toutanova. 2019. [BERT: Pre-training of Deep Bidirectional Transformers for Language Understanding](#). In *Proceedings of the 2019 Conference of the North American Chapter of the Association for Computational Linguistics: Human Language Technologies, Volume 1 (Long and Short Papers)*, pages 4171–4186, Minneapolis, Minnesota. Association for Computational Linguistics.
- Edouard Grave, Piotr Bojanowski, Prakhar Gupta, Armand Joulin, and Tomas Mikolov. 2018. [Learning Word Vectors for 157 Languages](#). In *Proceedings of the Eleventh International Conference on Language Resources and Evaluation (LREC 2018)*, Miyazaki, Japan. European Language Resources Association (ELRA).
- Maximilian Köper, Christian Scheible, and Sabine Schulte im Walde. 2015. [Multilingual reliability and “semantic” structure of continuous word spaces](#). In

<sup>1</sup><https://github.com/MIR-MU/fastText-subword-size-optimizer>

*Proceedings of the 11th international conference on computational semantics*, pages 40–45.

Tomas Mikolov, Kai Chen, Greg Corrado, and Jeffrey Dean. 2013. [Efficient Estimation of Word Representations in Vector Space](#). In *1st International Conference on Learning Representations, ICLR 2013, Scottsdale, Arizona, USA, May 2–4, 2013, Workshop Track Proceedings*.

Matthew Peters, Mark Neumann, Mohit Iyyer, Matt Gardner, Christopher Clark, Kenton Lee, and Luke Zettlemoyer. 2018. [Deep Contextualized Word Representations](#). In *Proceedings of the 2018 Conference of the North American Chapter of the Association for Computational Linguistics: Human Language Technologies, Volume 1 (Long Papers)*, pages 2227–2237, New Orleans, Louisiana. Association for Computational Linguistics.

Lukáš Svoboda and Tomáš Brychcín. 2016. [New Word Analogy Corpus for Exploring Embeddings of Czech Words](#). In *19th International Conference on Intelligent Text Processing and Computational Linguistics, CICLing, 2016, Konya, Turkey, April 3–9, 2016*, pages 103–114. Springer.