

Dual-embedding based Neural Collaborative Filtering for Recommender Systems

Gongshan He, Dongxing Zhao, Lixin Ding*

School of Computer Science, Wuhan University, Wuhan, Hubei Province 430072, PR China

Abstract

Among various recommender techniques, collaborative filtering (CF) is the most successful one. And a key problem in CF is how to represent users and items. Previous works usually represent a user (an item) as a vector of latent factors (aka. *embedding*) and then model the interactions between users and items based on the representations. Despite its effectiveness, we argue that it's insufficient to yield satisfactory embeddings for collaborative filtering. Inspired by the idea of SVD++ that represents users based on themselves and their interacted items, we propose a general collaborative filtering framework named DNCF, short for Dual-embedding based Neural Collaborative Filtering, to utilize historical interactions to enhance the representation. In addition to learning the primitive embedding for a user (an item), we introduce an additional embedding from the perspective of the interacted items (users) to augment the user (item) representation. Extensive experiments on four publicly datasets demonstrated the effectiveness of our proposed DNCF framework by comparing its performance with several traditional matrix factorization models and other state-of-the-art deep learning based recommender models.

Keywords: recommender systems, collaborative filtering, neural network, dual embeddings

1. Introduction

In the era of information explosion, users are often overwhelmed by numerous choices available online, which is named *information overload*. Over the past decades, recommender systems have been intensively studied and extensively deployed in various scenarios, such as e-commerce and music platforms, to alleviate this problem. Collaborative Filtering (CF) [1, 2] is one of the most successful recommender techniques and has been widely used to build personalized recommender systems, which utilizes collective wisdoms and experiences to generate recommendations.

The key challenge to design a CF model is: *how to represent a user and an item and how to model their interactions based on the representation* [3]. As a dominant model in CF, Matrix Factorization (MF) [4, 5] characterizes users and items with latent vectors (aka. *embedding*) in a shared latent space and then each user-item interaction is modeled as the inner product between the user embedding and item embedding. Many extensions have been developed for MF from both the modeling perspective [6, 7] and learning perspective [8]. For example, NSVD [6] characterizes users by the items that they have rated. Specifically, a user embedding is represented by combining the embeddings of all items rated by the user. To further step, SVD++ [7] rep-

resents a user by integrating the embeddings of the items interacted by the user with primitive user embedding.

In recent years, deep learning methods achieve tremendous success in many fields, such as computer vision [9] and natural language processing [10]. There are also many works applying deep learning to recommender systems. Neural matrix factorization (NeuMF) [11] represents a user or an item with an ID and learns the interactions by fusing the linear MF and non-linear multi-layer perceptron (MLP) models. DeepMF [12] feeds related rating vectors into MLP to learn users' (items') embeddings and then uses cosine similarity as interaction function to predict the relevance score.

Inspired by NSVD and NeuMF, DELF [13] is proposed to represent users or items by their dual embeddings. To be more specific, in addition to model primitive embeddings, it obtains additional embeddings from the perspective of the interacted users or items and learn the interactions between users and items from four aspects: user-to-user, item-to-item, user-to-item (ID) and user-to-item (historical interactions). However, it only employs dual embeddings to learn four kinds of interaction functions for each user-item pair and does not combine two types of embeddings to get better user's (item's) representation.

To tackle this problem, we propose a general dual embeddings based CF framework named DNCF, short for **D**ual-**e**mbedding based **N**eural **C**ollaborative **F**iltering, to combine the strengths of the two types of embeddings. Specifically, we use the items interacted by users to augment user representation and use the users once interacted

*Corresponding author

Email addresses: hegongshan@whu.edu.cn (Gongshan He), dxchiu@whu.edu.cn (Dongxing Zhao), Lxding@whu.edu.cn (Lixin Ding)

with items to enrich item representation. And then we employ deep neural network architecture to model the user-item interactions.

The main contributions of this work are as follows:

1. We propose to combine users' (items') dual embeddings into final users' (items') representation, namely, integrating their primary embeddings with additional embeddings obtained from the perspective of historical interactions to get the final representation.
2. We devise a novel framework named **D**ual-embedding based **N**eural **C**ollaborative **F**iltering (DNCF) which models the interactions between users and items based on their dual embeddings.
3. We conduct extensive experiments on four real-world datasets to demonstrate the effectiveness of our proposed DNCF approaches.

The remaining of this article is organized as follows: Section 2 introduces the preliminaries for top-N recommendation. Section 3 introduces some related works. Section 4 presents our proposed DNCF framework in detail. Section 5 illustrates the experimental results on four public datasets. Finally, we conclude this work and point out future research directions in section 6.

2. Preliminaries

2.1. Problem Statement

Let M and N denote the total number of users and items in the systems, respectively. Following [11, 12, 14, 15], we construct the user-item interaction matrix $\mathbf{Y} \in \mathbb{R}^{M \times N}$ from users' implicit feedback as follows,

$$y_{ui} = \begin{cases} 1, & \text{if interaction (user } u, \text{ item } i) \text{ is observed} \\ 0, & \text{otherwise} \end{cases} \quad (1)$$

For implicit feedback, all observed interactions are considered as noisy positive instances which reflect users' preference to some extent. However, there are no negative instances. A simple solution is to treat all unobserved interactions (i.e. the value of y_{ui} is equal to 0) as negative feedback. Nevertheless, not all unobserved interactions are true negative instances. To be specific, an unobserved interaction does not necessarily mean user u does not like item i . As a matter of fact, user u may have never seen item i since there are too many items in a system. Another approach is to sample negative instances from unobserved interactions [16, 11]. In this work, we choose the latter, i.e. randomly sample negative instances from unobserved interactions without replacement.

The problem of recommendation with implicit feedback is to estimate the scores of unobserved entries in \mathbf{Y} , which are used for ranking the items. Model-based approaches [4, 5] generally assume that data can be generated by an underlying model which can be formulated as

$$\hat{y}_{ui} = f(u, i | \Theta) \quad (2)$$

where \hat{y}_{ui} denotes the predicted score of interaction y_{ui} , Θ denotes model parameters, and f denotes the function that maps model parameters to the predicted score.

2.2. Learning the Model

Most of existing approaches generally estimate parameters Θ through optimizing an objective function. Three types of objective functions are most commonly used in recommender systems — point-wise loss [17, 18, 14], pair-wise loss [8, 19] and list-wise loss [20, 21]. In this paper, we explore the point-wise loss only and leave the pair-wise and list-wise loss as a future work. Point-wise loss has been widely studied in collaborative filtering with explicit feedback under regression framework. The most commonly used point-wise loss is the squared loss, which minimizes the difference between the predicted value \hat{y}_{ui} and its target value y_{ui} .

$$L = \sum_{(u,i) \in \mathcal{Y}^+ \cup \mathcal{Y}^-} w_{ij} (y_{ui} - \hat{y}_{ui})^2 \quad (3)$$

where $\mathcal{Y}^+ = \{(u, i) | y_{ui} = 1\}$ denotes the set of observed interactions, $\mathcal{Y}^- = \{(u, i) | y_{ui} = 0\}$ denotes the sampled unobserved interactions, i.e., negative instances and w_{ij} denotes the weight of training instance (u, i) . However, the squared loss is not suitable for implicit feedback because the implicit data is discrete and binary. The target value y_{ui} is 1 if u has interacted with i , otherwise 0.

Following [11], we adopt the *binary cross-entropy loss* as the objective function, which views top-N recommendation problem with implicit feedback as a binary classification problem.

$$L = - \sum_{(u,i) \in \mathcal{Y}^+ \cup \mathcal{Y}^-} y_{ui} \log \hat{y}_{ui} + (1 - y_{ui}) \log(1 - \hat{y}_{ui}) \quad (4)$$

3. Related Work

3.1. Matrix Factorization based Collaborative Filtering

Matrix Factorization (MF) typically represents each user/item as a low-dimensional embedding vector. Let \mathbf{p}_u and \mathbf{q}_i denote the latent vector for user u and item i in a shared embedding space, respectively. The relevance score y_{ui} between user u and item i is estimated by the inner product of \mathbf{p}_u and \mathbf{q}_i :

$$\hat{y}_{ui} = \langle \mathbf{p}_u, \mathbf{q}_i \rangle = \mathbf{p}_u^T \mathbf{q}_i \quad (5)$$

Different from traditional MF methods, NSVD [6] represents users based on the items that they have rated. Note that each item i is associated with two latent vector \mathbf{q}_i and \mathbf{y}_i . Formally, the preference score of user u to item i is predicted as:

$$\hat{y}_{ui} = b_u + b_i + \underbrace{\mathbf{q}_i^T \left(|R(u)|^{-\frac{1}{2}} \sum_{j \in R(u)} \mathbf{y}_j \right)}_{\text{user } u\text{'s representation}} \quad (6)$$

where b_u and b_i denote the bias terms of user u and item i , respectively; and $R(u)$ is the set of items rated by user u . However, a main drawback of NSVD is that two different users who have rated the same set of items with different ratings have same representation.

To address this problem, SVD++ [7] is proposed for recommendation with explicit ratings, which estimates the relevance score between user u and item i as follows:

$$\hat{y}_{ui} = \mu + b_u + b_i + \underbrace{\mathbf{q}_i^T \left(\mathbf{p}_u + |N(u)|^{-\frac{1}{2}} \sum_{j \in N(u)} \mathbf{y}_j \right)}_{\text{user } u\text{'s representation}} \quad (7)$$

where μ is the average rating over all items, \mathbf{p}_u is the latent vector for user u and $N(u)$ denotes the set of items for which u provided an implicit preference. The user latent vector is complemented by the sum $|N(u)|^{-\frac{1}{2}} \sum_{j \in N(u)} \mathbf{y}_j$, which represents the perspective of implicit feedback. In other words, SVD++ leverages historical interactions to supplement the user latent factor rather than directly represent the user.

3.2. Neighborhood based Collaborative Filtering

For top-N recommendation, Kabbur et al. [22] proposed FISM (short for *Factored Item Similarity Model*), which learns the item-item similarity matrix as a product of two low-dimensional latent factor matrices. Formally, the predictive model of FISM is

$$\hat{y}_{ui} = b_u + b_i + \underbrace{\mathbf{p}_i^T \left(\frac{1}{|\mathcal{R}_u^+|^\alpha} \sum_{j \in \mathcal{R}_u^+ \setminus i} \mathbf{q}_j \right)}_{\text{user } u\text{'s representation}} \quad (8)$$

where α is a hyper-parameter controlling the normalization effect, \mathbf{p}_i and \mathbf{q}_j denote the embedding vector for item i and j , respectively. In Equation (8), the term in bracket can be viewed as the user u 's representation, which is aggregated from the embeddings of the historical items of u .

3.3. Deep Learning based Collaborative Filtering

Despite the effectiveness of above approaches, they have an inherent limitation in their model design. Specifically, they use a simple and fixed inner product as interaction function, which is insufficient to capture the complex user-item interactions in the low-dimensional latent space.

Neural collaborative filtering (NCF) [11] is thus proposed to learn the user-item interaction function via a multi-layer perceptron (MLP). DeepCF [14] fuses representation learning-based CF methods and interaction function learning-based CF methods and applies multi-hot encoding on the ID feature of user u 's interacted items \mathcal{R}_u^+ to represent user u (analogously for the items). J-NCF [15] feeds user's (item's) rating vector into MLP to learn user's

(item's) feature vector and then concatenate them to feed into another MLP to learn the interaction function.

All these methods mentioned above build the embedding function with either ID or historical interactions only. As reported in [23], these methods cannot yield satisfactory embeddings and have to rely on the interaction function to make up for the deficiency of suboptimal embeddings. For this reason, DELF [13] is proposed to jointly adopt both ID and historical interactions to model user and item. However, they only employ dual embeddings to learn four kinds of interaction functions for each user-item pair and do not combine two types of embeddings to get better user's (item's) representation. In fact, it can be seen as the fusion of four MLP models which take the concatenation of different types of embeddings as the input.

4. Proposed Methods

In this section, we first present the **D**ual-embedding based **N**eural **C**ollaborative **F**iltering (DNCF) framework. Before diving into the technical details, we first introduce some basic notations.

Throughout the paper, we used bold uppercase letter to denote a matrix (e.g., \mathbf{R}), bold lowercase letter to denote a vector (e.g., \mathbf{p}) and lowercase letter to denote a scalar (e.g., y).

4.1. DNCF Framework

Figure 1 illustrates our proposed DNCF (short for Dual-embedding based Neural Collaborative Filtering) framework to model the interaction between users and items based on dual embeddings.

Next, we elaborate the architecture layer by layer.

Input Layer. We take ID and historical interactions as the input features and then transform them into binarized sparse vector with one-hot encoding and multi-hot encoding, respectively. Hence, we obtain two kinds of feature vectors for both user u and i .

Embedding Layer. The embedding layer projects each high-dimensional and sparse feature vector from the input layer into a low-dimensional and dense embedding vector. Let $\mathbf{P} \in \mathbb{R}^{M \times k}$, $\mathbf{Q} \in \mathbb{R}^{N \times k}$, $\mathbf{M} \in \mathbb{R}^{N \times k}$ and $\mathbf{N} \in \mathbb{R}^{M \times k}$ denote latent factor matrix for users and items from the perspective of ID and historical interactions, respectively, and k is the dimension of embedding. The primitive embedding can be obtained as below:

$$\mathbf{p}_u = \mathbf{P}^T \mathbf{x}_u, \quad \mathbf{q}_i = \mathbf{Q}^T \mathbf{x}_i \quad (9)$$

where \mathbf{p}_u and \mathbf{q}_i denote the latent vector for user u and item i from the perspective of ID, respectively. We term it as *ID embedding*.

As for the historical interactions, we learn the embedding by an aggregation function which summarizes the embeddings of the historical items (users) into a vector. We

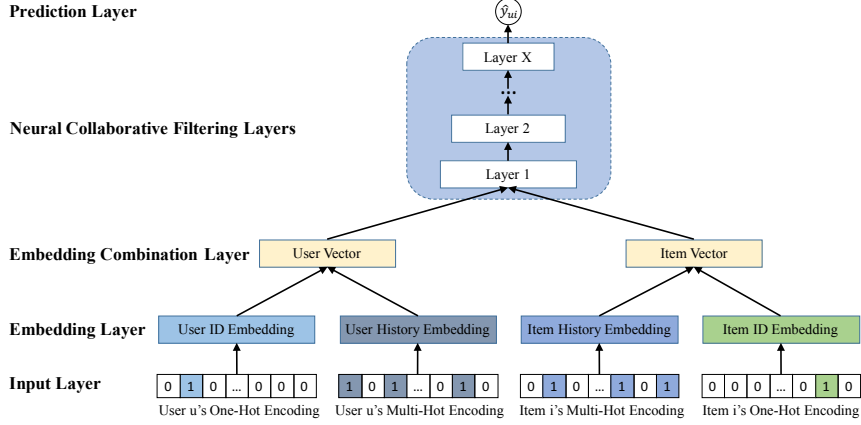


Figure 1: The architecture of DNCF.

term it as *history embedding*, short for *historical interactions based embedding*. Take user u as an example. Historical items are associated with another group of latent vectors \mathbf{y}_j

$$\mathbf{m}_u = AGG(\{\mathbf{y}_j, \forall j \in \mathcal{R}_u^+\}) \quad (10)$$

where \mathcal{R}_u^+ is the set of items which user u has interacted with, \mathbf{y}_j is the corresponding column in \mathbf{M} which represents items j , and $AGG(\cdot)$ denotes any aggregation function.

A common aggregation function is summation with normalization. In this case, the embedding layer can be simplified as:

$$\mathbf{m}_u = |\mathcal{R}_u^+|^{-\frac{1}{2}} \mathbf{M}^T \mathbf{Y}_{u*}, \quad \mathbf{n}_i = |\mathcal{R}_i^+|^{-\frac{1}{2}} \mathbf{N}^T \mathbf{Y}_{*i} \quad (11)$$

where \mathbf{m}_u and \mathbf{n}_i denote the latent vector for user u and item i from the perspective of historical interactions, respectively; \mathbf{Y}_{u*} and \mathbf{Y}_{*i} are the u -th row and i -th column in \mathbf{Y} , respectively.

Embedding Combination Layer. The output of previous embedding layer is two kinds of embeddings for users and items, respectively. And the embedding combination layer integrates ID embedding with history embedding to get the final representation. Formally, it can be defined as:

$$\mathbf{v}_u = g(\mathbf{p}_u, \mathbf{m}_u) \quad (12)$$

where $g(\cdot)$ is any binary operator, which is termed as embedding combination function. Similarly, item i 's final representation \mathbf{v}_i can be obtained.

Neural Collaborative Filtering Layers. We feed the users' and items' representation into neural collaborative filtering layers to learn the interactions between users and items. Formally, this process is formulated as:

$$\mathbf{z}_{out} = ncf(\mathbf{v}_u, \mathbf{v}_i) \quad (13)$$

where \mathbf{z}_{out} denotes the output vector of neural collaborative filtering layers $ncf(\cdot)$.

Prediction Layer. The prediction layer maps the output vector of the neural collaborative filtering layers into the prediction score \hat{y}_{ui} of the interaction between user u and item i .

4.2. Dual-embedding based Multi-Layer Perceptron

Following the MLP model [11], we propose Dual-embedding based Multi-Layer Perceptron (DMLP) which employs vector concatenation as embedding combination function $g(\cdot)$ and uses MLP to learn the interaction between user and item latent vector. Formally, the formulation of DMLP are given as follows:

$$\begin{aligned} \mathbf{z}_0 &= (\mathbf{p}_u \oplus \mathbf{m}_u) \oplus (\mathbf{q}_i \oplus \mathbf{n}_i) \\ \mathbf{z}_1 &= a_1(\mathbf{W}_1^T \mathbf{z}_0 + \mathbf{b}_1) \\ &\dots \\ \mathbf{z}_{out} &= \mathbf{z}_L = a_L(\mathbf{W}_L^T \mathbf{z}_{L-1} + \mathbf{b}_L) \\ \hat{y}_{ui} &= \sigma(\mathbf{h}^T \mathbf{z}_{out} + b_{out}) \end{aligned} \quad (14)$$

where \oplus denotes the concatenation operation between two vectors; \mathbf{W}_l , \mathbf{b}_l , a_l and \mathbf{z}_l denote the weight matrix, bias vector, activation function, and output vector of the l -th hidden layer; \mathbf{h} and b_{out} denote the weight vector and bias term of the prediction layer; $\sigma(\cdot)$ is the sigmoid function defined as $\sigma(x) = \frac{1}{1+\exp(-x)}$. In this work, we choose *Rectifier Linear Unit (ReLU)* as the activation function.

4.3. Dual-embedding based Generalized Matrix Factorization

Following the GMF model [11], we propose Dual-embedding based Generalized Matrix Factorization (DGMF) which employs element-wise product to combine users' and items' representation.

$$\phi(\mathbf{v}_u, \mathbf{v}_i) = g(\mathbf{p}_u, \mathbf{n}_u) \odot g(\mathbf{q}_i, \mathbf{n}_i) \quad (15)$$

where \odot denotes the element-wise product of vectors.

Inspired by [24], we try stacking non-linear layer after element-wise product operation. However, it does not achieve better performance than the design of GMF [11] which has no hidden layer. This is probably because simple element-wise product is sufficient enough to capture the interactions between users and items in DGMF. For this reason, we directly project the vector into the predicted score:

$$\hat{y}_{ui} = \sigma(\mathbf{h}^T \phi(\mathbf{v}_u, \mathbf{v}_i) + b_{out}) \quad (16)$$

To test the impact of $g(\cdot)$ in Equation (15), we investigate four methods to combine the different embeddings into final user (item) vector for DGMF: *element-wise sum*, *element-wise mean*, *concatenation* and *attention mechanism* [25]. Take attention mechanism as an example:

$$\begin{aligned} att(\mathbf{x}) &= \mathbf{h}_a^T \text{ReLU}(\mathbf{W}_a^T \mathbf{x} + \mathbf{b}_a), \\ \alpha &= \frac{\exp(att(\mathbf{p}_u))}{\exp(att(\mathbf{p}_u)) + \exp(att(\mathbf{m}_u))} \\ \mathbf{v}_u &= \alpha \mathbf{p}_u + (1 - \alpha) \mathbf{m}_u \end{aligned} \quad (17)$$

where $\mathbf{W}_a \in \mathbb{R}^{k \times k'}$ and $\mathbf{b}_a \in \mathbb{R}^{k'}$ denote the weight matrix and bias vector of the attention network, respectively, and k' denotes the size of hidden layer; $\mathbf{h}_a \in \mathbb{R}^{k'}$ denotes the weight vector of the output layer of the attention network. Likewise, we can also get the final item representation.

Without special mention, we use simple element-wise sum as embedding combination function $g(\cdot)$. And we compare the impact of these methods for DGMF and the experimental results are shown in section 5.5.

4.4. Fusion of DGMF and DMLP

Following the design of NeuMF [11], we allow DGMF and DMLP to learn separate embeddings and combine the two models by concatenating the output vectors of neural CF layers. And then we feed them into a fully connected layer. Specifically, it can be formulated as:

$$\begin{aligned} \phi^{DGMF} &= g(\mathbf{p}_u^G, \mathbf{m}_u^G) \odot g(\mathbf{q}_i^G, \mathbf{n}_i^G) \\ \phi^{DMLP} &= MLP(\mathbf{p}_u^M \oplus \mathbf{m}_u^M \oplus \mathbf{q}_i^M \oplus \mathbf{n}_i^M) \\ \hat{y}_{ui} &= \sigma(\mathbf{h}^T (\phi^{DGMF} \oplus \phi^{DMLP}) + b_{out}) \end{aligned} \quad (18)$$

where \mathbf{p}_u^G and \mathbf{p}_u^M denote the user’s ID embedding for DGMF and DMLP, respectively, and similar notations for others. We refer to this model as DNMF, short for *Dual-embedding based Neural Matrix Factorization*.

4.4.1. Pre-training

As reported in [3], the initialization plays a significant role for the convergence and performance of deep learning model. Since DNMF is an ensemble of DGMF and DMLP, we propose to initialize DNMF using the pre-trained models of DGMF and DMLP. First, we train DGMF and DMLP from scratch using Adam [26] until convergence. Then, we use their model parameters as the initialization for the corresponding parts of DNMF’s parameters. Notice that the DNMF with pre-training is optimized by the vanilla SGD rather than Adam. This is because Adam requires momentum information to update parameters which is not saved in DNMF with pre-training.

4.5. Model Analysis

In this subsection, we first show how DNCF generalizes SVD++ [7] and FISM [22]. In what follows, we analyze the time complexity of DNMF.

4.5.1. DNCF Generalizes SVD++ & FISM

Both SVD++ and FISM can be viewed as a special case of DNCF. In particular, we use element-wise sum as embedding combination function. In the neural collaborative filtering layers, we employ inner product to model the interactions between users and items. We term this model as *DNCF-MF*, which can be formulated as:

$$\hat{y}_{ui} = (\mathbf{p}_u + |\mathcal{R}_u^+|^{-\frac{1}{2}} \sum_{i \in \mathcal{R}_u^+} \mathbf{y}_i)^T (\mathbf{q}_i + |\mathcal{R}_i^+|^{-\frac{1}{2}} \sum_{u \in \mathcal{R}_i^+} \mathbf{y}_u) \quad (19)$$

Clearly, by disabling additional embeddings for items which aggregates from the embedding of the historical users, we can exactly recover SVD++ model. Analogously, if we disable primitive user embeddings and additional embedding for items in Equation (19), we can recover FISM.

4.5.2. Time Complexity Analysis

For the embedding layer, the matrix multiplication has computational complexity $O((k + d_0)(|\mathcal{R}_u^+| + |\mathcal{R}_i^+|))$, where k denotes the embedding size for DGMF part which is equal to the number of predictive factors, d_0 represents the embedding size for DMLP part and $|\mathcal{R}_u^+|$ denotes the number of historical items interacted by user u and similar notations for $|\mathcal{R}_i^+|$. For the collaborative filtering layer, the time complexity is $O(\sum_{l=1}^L d_l d_{l-1})$, where d_l represents the size of the l -th hidden layer and $d_L = k$. The prediction layer only involves inner product of two vectors which can be done in $O(d_L)$. Therefore, the overall time complexity for evaluating a prediction with DNMF is $O((k + d_0)(|\mathcal{R}_u^+| + |\mathcal{R}_i^+|) + \sum_{l=1}^L d_l d_{l-1})$.

5. Experiments

In this section, we conduct plenty of experiments on four publicly accessible datasets to answer the following research questions:

RQ1 Do our proposed DNCF methods outperform the state-of-the-art collaborative filtering methods?

RQ2 How do the key hyper-parameter settings impose influence on the performance of our DNCF approaches?

RQ3 Are deeper layers of hidden units helpful for the recommendation performance of DNCF?

RQ4 How is the performance of DNCF impacted by different embedding combine functions?

Hereinafter, we first describe experimental settings and then answer the above questions one by one.

5.1. Experimental Settings

Dataset Description. We evaluate our model in four real-world datasets: MovieLens 1M, Last.FM, AMusic and AToy. The statistics of the four datasets are summarized in Table 1. Following previous work [14], we use the processed datasets¹.

¹The processed datasets are downloaded from: <https://github.com/familyld/DeepCF>

Table 1: Statistics of the Datasets

Dataset	#Users	#Items	#Interactions	Density
MovieLens 1M	6,040	3,706	1,000,209	4.47%
Last.FM	1,741	2,665	69,149	1.49%
AMusic	1,776	12,929	46,087	0.20%
AToy	3,137	33,953	84,642	0.08%

Evaluation Protocols. Following [11, 12, 27, 13, 14], we adopted *leave-one-out* evaluation which holds out the latest interaction of each user as the test set and uses the remaining interactions for training. In terms of evaluation metrics, we used *Hit Ratio* at rank k ($HR@k$) [22] and *Normalized Discounted Cumulative Gain* at rank k ($NDCG@k$) [11, 27, 18, 13, 14] to evaluate the performance of the ranked list generated by our models. In this case, $HR@k$ is defined as

$$HR@k = \begin{cases} 1, & \text{if the test item is in the top } k \\ 0, & \text{otherwise} \end{cases} \quad (20)$$

And $NDCG@k$ is defined as

$$NDCG@k = \frac{1}{\log_2(pos_i + 1)} \quad (21)$$

where pos_i denotes the position of the test item in the ranked recommendation list for the i -th hit.

Unless otherwise stated, the ranked list is truncated at 10 for both metrics. The metric of $HR@10$ is capable of measuring intuitively if the test item is present at the top-10 ranked list and $NDCG@10$ illustrates the quality of ranking which assigns higher score to hits at top position ranks [11]. We calculated both metrics for each test user and reported the average score.

Baselines. To evaluate the performance of our proposed model, we compared it with the following approaches:

- **ItemPop.** This is a non-personalized method that is often used as a benchmark for recommendation tasks. Items are ranked by their popularity measured by the number of interactions.
- **eALS** [28]. This is a state-of-the-art MF method which learns MF model by optimizing a point-wise regression loss that treats all missing data as negative feedback with a smaller weight².
- **BiasedMF** [29]. This method optimizes biased MF model with binary cross-entropy loss to learn from implicit feedback data³.
- **GMF** [11]. This is a generalized version of MF which extends MF by introducing non-linear activation function and allowing varying importance of latent dimensions⁴.

²<https://github.com/hexiangnan/sigir16-eals>

³https://github.com/google-research/google-research/tree/master/dot_vs_learned_similarity

⁴https://github.com/hexiangnan/neural_collaborative_filtering

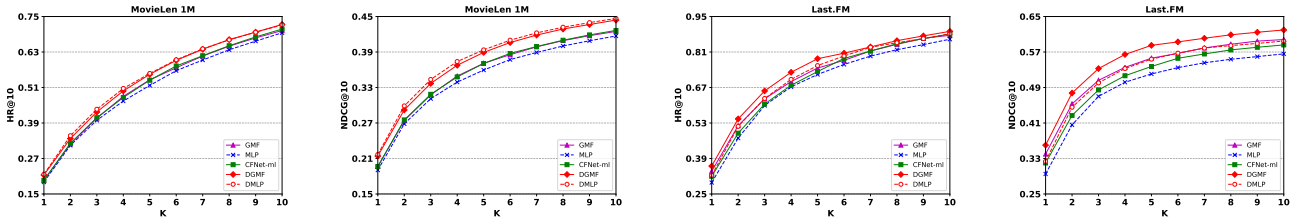
- **MLP** [11]. This approach applies the one-hot encoding of users' (items') ID to represent users (items) and adopts multi-layer perceptron instead of the fixed inner product to learn the non-linear interactions between users and items⁴.
- **NeuMF** [11]. This is a state-of-the-art interaction function learning-based MF model which combines the last hidden layer of GMF and MLP to learn the interaction function based on binary cross-entropy loss⁴.
- **CFNet-ml** [14]. This is a interaction function learning-based CF method which employs historical interactions as the input of the model and then feeds them into MLP to learn the complex interactions between users and items⁵.
- **CFNet** [14]. This is a state-of-the-art method which combines the strengths of representation learning-based and matching function learning-based CF method⁵.
- **J-NCF** [15]. This is a state-of-the-art method which applies a joint neural network that couples deep feature learning and deep interaction modeling with a rating matrix. For a fair comparison, we choose *binary cross-entropy loss function* as objective function. We employ three layers in the DF network with the size of [256,128,64] and two layers in the DI network with the size of [128,64].

As our proposed methods focus on modeling the relationship between users and items, we mainly compare with user-item models. We do not compare with DELF [13] because its performance is similar to or worse than NeuMF.

Parameter Settings. We implemented our proposed model based on Keras⁶ and Tensorflow⁷, which will be released publicly upon acceptance. To determine hyper-parameters of DDCF methods, we held-out the latest interaction for each user in the training set as the validation data and tuned hyper-parameters on it. We sampled 4 negative instances per positive instance. For DGMF and DMFLP, we randomly initialized model parameters with a Gaussian Distribution (with a mean of 0 and standard deviation of 0.01), optimizing the model with mini-batch Adam [26]. We used the batch size of 256 and the learning rate of 0.001. And the regularization coefficient λ is set to $1e^{-6}$. The size of last hidden layer was referred to as *predictive factors* [11] and we evaluated the factors of [8,16,32,64]. Unless specified, we employed three hidden layers for MLP. For instance, if the size of predictive factors is 64, neural collaborative filtering layers follow $256 \rightarrow 128 \rightarrow 64$ and the embedding size is 64.

Table 2: Performance of HR@10 and NDCG@10 of different methods at predictive factor 64.

Datasets	MovivLens 1M		Last.FM		AMusic		AToy	
	HR@10	NDCG@10	HR@10	NDCG@10	HR@10	NDCG@10	HR@10	NDCG@10
ItemPop	0.4535	0.2542	0.6628	0.3862	0.2483	0.1304	0.2840	0.1518
eALS	0.7018	0.4280	0.8265	0.5162	0.3711	0.2352	0.3717	0.2434
BiasedMF	0.7295	0.4492	0.9041	0.6170	0.3846	0.2384	0.3711	0.2297
GMF	0.7026	0.4248	0.8759	0.5981	0.3502	0.2135	0.3800	0.2291
MLP	0.6950	0.4171	0.8604	0.5658	0.3941	0.2274	0.3825	0.2283
NeuMF	0.7172	0.4380	0.8874	0.6068	0.3992	0.2370	0.4017	0.2505
CFNet-ml	0.7075	0.4265	0.8811	0.5860	0.4071	0.2420	0.3931	0.2293
CFNet	0.7253	0.4416	0.9064	0.6270	0.4116	0.2601	0.4150	0.2513
J-NCF	0.7023	0.4232	0.8748	0.5909	0.4099	0.2360	0.3672	0.2041
DGMF	0.7232	0.4440	0.8914	0.6197	0.4200	0.2584	0.3994	0.2500
DMLP	0.7215	0.4468	0.8817	0.5948	0.4257	0.2558	0.3985	0.2353
DNMF	0.7341	0.4531	0.9006	0.6257	0.4358	0.2712	0.4182	0.2645



(a) MovieLens 1M — HR@10 (b) MovieLens 1M — NDCG@10 (c) Last.FM — HR@10 (d) Last.FM — NDCG@10

Figure 2: Evaluation of Top-K item recommendation where K ranges from 1 to 10 on the MovieLens 1M and Last.FM.

5.2. Performance Comparison (RQ1)

Table 2 shows the performance of HR@10 and NDCG@10 of all compared methods. The best and the second best results are highlighted as bold font. For a fair comparison, the size of predictive factors is fixed to 64 for all methods. For eALS and BiasedMF, the number of predictive factors is equal to the number of latent factors.

We have the following observations:

- DNMF yields the best performance on most of the datasets except the Last.FM dataset. Specifically, DNMF improves over the strongest baselines by 0.7%, 5.1% and 3.0% for MovieLens 1M, AMusic and AToy, respectively. On the Last.FM dataset, DNMF slightly underperforms BiasedMF and CFNet in terms of HR@10 while outperforms other baseline methods except CFNet in terms of NDCG@10. This result justifies the effectiveness of our proposed DDCF framework that models the interactions between users and items based on dual embeddings.
- DMLP outperforms MLP and CFNet-ml by a large margin. Besides, DGMF also demonstrates consistent improvements over GMF. This findings provide empirical evidence for the effectiveness of utilizing historical interactions based embedding to augment

the representation. For baseline methods, CFNet-ml achieves better performance than MLP on all datasets. This indicates adopting historical interactions as input can get better representation than ID. Between DMLP and DGMF, DMLP slightly underperforms DGMF, which is in consistent with the results shown in [11].

- J-NCF underperforms CFNet on all datasets. One reason is that the superiority of J-NCF might mainly be attributed to its loss function. In original paper [15], the authors proposed a hybrid loss function which combines point-wise and pair-wise loss function.

We also evaluate the performance of Top-K recommended lists where the ranking position K ranges from 1 to 10 on the MovieLens 1M and Last.FM as illustrated in Figure 2. To make the figure more clear, we only show MLP, GMF and their variants — CFNet-ml, DMLP and DGMF. We can find that DGMF achieves consistent improvements over GMF across positions on both datasets. Likewise, DMLP outperforms CFNet-ml and MLP on all ranking positions. This demonstrates the advantage of dual embeddings again. For baseline methods, MLP underperforms GMF and CFNet-ml on both datasets. For MovieLens 1M, CFNet-ml achieves better performance than GMF on both metrics. However, it underperforms GMF on Last.FM in terms of NDCG.

⁵<https://github.com/familyld/DeepCF>

⁶<https://keras.io>

⁷<https://www.tensorflow.org>

5.2.1. Utility of Pre-training

To demonstrate the impact of pre-training for DNMF, we compared the performance of two versions of DNMF — with and without pre-training. Different from the DNMF with pre-training, we used mini-batch Adam to learn the DNMF without pre-training with random initializations. The experimental results are provided in Table 3. We can find that the DNMF with pre-training outperforms the DNMF without pre-training on all datasets. The relative improvements of DNMF with pre-training are 2.6%, 1.8%, 9.7% and 5.9% for MovieLens 1M, Last.FM, AMusic and AToy, respectively. This result verifies the utility of pre-training process for DNMF.

Table 3: Performance of DNMF with/without pre-training at predictive factor 64.

Datasets	Without pre-training		With pre-training	
	HR@10	NDCG@10	HR@10	NDCG@10
MovieLens 1M	0.7159	0.4412	0.7341	0.4531
Last.FM	0.8874	0.6122	0.9006	0.6257
AMusic	0.4015	0.2447	0.4358	0.2712
AToy	0.3950	0.2496	0.4182	0.2645

5.3. Sensitivity to Hyper-parameter (RQ2)

In this section, we study the impact of different hyper-parameter values on the performance of our proposed models.

5.3.1. Number of Predictive Factors

Fixing the remaining parameter values, we did a full parameter study for predictive factors. Figure 3 shows the performance of HR@10 and NDCG@10 on MovieLens 1M and Last.FM with respect to the number of predictive factors. The proposed models offer the best performance with 64 predictive factors on both datasets. For MovieLens 1M, the performance of all models increase gradually with the increase of predictive factors. For Last.FM, the performances of NDCG@10 of DGMF and DMLP increase first and then decrease. It’s worth noticing that for MovieLens 1M with a small predictive factors of 8 and 16, DGMF underperforms DMLP, while shows consistent improvement over DMLP on the Last.FM dataset. One possible reason is that DGMF has the ability to express stronger representation than DMLP on the relative sparse dataset.

5.3.2. Negative Sampling Ratio

To analyse the impact of negative sampling for DNCF methods, we tested different negative sampling ratio, i.e. the number of negative samples per positive instance. Figure 4 reports the performance of DNCF methods with respect to different negative sampling ratios on MovieLens 1M and Last.FM. As we can see, employing one negative instance is not enough and sampling more negative instances is beneficial to recommendation performance. For MovieLens 1M, the best performance is obtained when the negative sampling ratio is set to 10. For Last.FM, the best HR@10 is obtained when the negative sampling ratio is set to 7 while the best NDCG@10 is obtained when

the negative sampling ratio is set to 6. To sum up, the optimal number of negative samples per positive instance is around 3 to 7, which is similar to the results shown in [11, 14]. Notice that it is not always a good idea to sampling more negative instances which requires not only more time to train the model but also more powerful machine with large memories to store the training data, even degrades the performance.

5.4. Number of Hidden Layer in Network (RQ3)

To test the effect of the number of hidden layers for DNCF approaches, we compared the performance of DMLP with respect to the number of hidden layers when the predictive factors is equal to 64 on four datasets. The experimental results are provided in Table 4. The Layer-3 denotes the DMLP method with three hidden layers, and similar notations for others. We can find that to some extent stacking more non-linear hidden layers is beneficial to recommendation performance. This result demonstrates the effectiveness of using deep architecture for complex user-item interactions, which is in consistent with [11].

To verify the above findings, we further investigated DMLP with different number of hidden layers and predictive factors on MovieLens 1M and Last.FM. The results are shown in Figure 5. We have the following observations: In most cases, stacking more layers yields better performance while the relative improvements decrease gradually with the increase of predictive factors.

Table 4: Performance of HR@10 and NDCG@10 with Different Layers at the Predictive Factor 64.

Datasets	Layer-0	Layer-1	Layer-2	Layer-3	Layer-4
HR@10					
MovieLens 1M	0.4570	0.7010	0.7119	0.7215	0.7164
Last.FM	0.6692	0.8817	0.8788	0.8817	0.8857
AMusic	0.2506	0.4200	0.4313	0.4257	0.4302
AToy	0.2977	0.3787	0.3851	0.3985	0.3950
NDCG@10					
MovieLens 1M	0.2548	0.4208	0.4362	0.4468	0.4387
Last.FM	0.3860	0.5939	0.5892	0.5948	0.5954
AMusic	0.1301	0.2477	0.2547	0.2558	0.2596
AToy	0.1596	0.2201	0.2273	0.2353	0.2337

5.5. Effect of Embedding Combination Functions (RQ4)

We compared different methods to summary dual embeddings into one vector: *element-wise sum*, *mean*, *concatenation* and *attention*. Table 5 shows the experimental results on four datasets when the predictive factors is set to 64. We make the following observations: There is no one-size-fits-all method. Element-wise sum performs much better than other methods on MovieLens 1M. For Last.FM, element-wise sum also outperforms other methods in terms of HR while underperforms element-wise mean in terms of NDCG. However, concatenation achieves the best performance on both metrics on AMusic and element-wise mean outperforms other approaches on AToy.

In order to verify the above conclusion, we further compared four methods with respect to different predictive

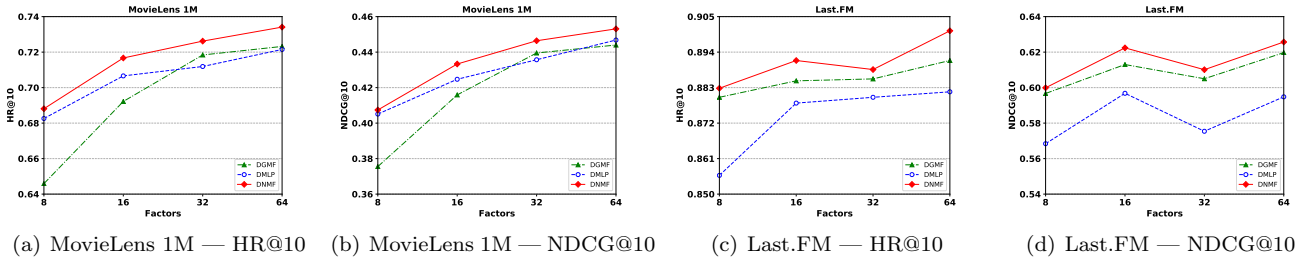


Figure 3: Performance of HR@10 and NDCG@10 w.r.t. the number of predictive factors.

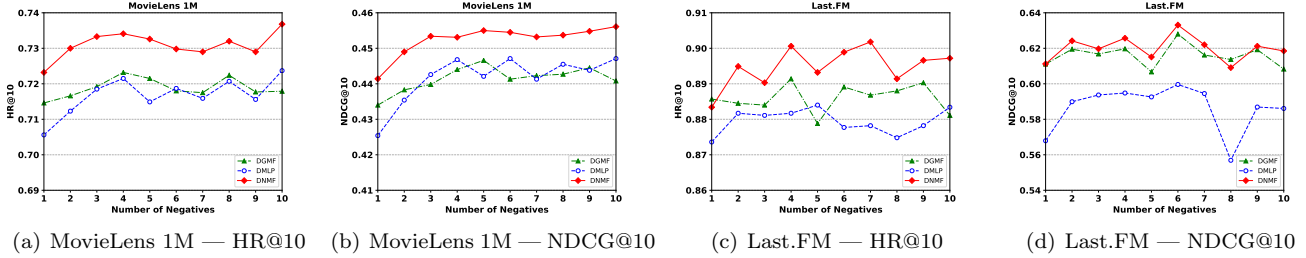


Figure 4: Performance of DNCF methods w.r.t. the number of negative samples per positive instance (predictive factor = 64).

Table 5: Performance of Different Variants of DGMF at Predictive Factor 64.

Methods	MovieLens 1M	Last.FM	AMusic	AToy
HR@10				
element-wise sum	0.7232	0.8914	0.4200	0.3994
element-wise mean	0.7190	0.8903	0.4375	0.4198
concatenation	0.7141	0.8817	0.4516	0.4131
attention	0.7220	0.8880	0.4127	0.4010
NDCG@10				
element-wise sum	0.4440	0.6197	0.2584	0.2500
element-wise mean	0.4421	0.6236	0.2744	0.2691
concatenation	0.4370	0.6123	0.2761	0.2669
attention	0.4421	0.6137	0.2622	0.2555

factors on MovieLens 1M and Last.FM. The results are shown in Figure 6. It can be seen clearly that the optimal method varies with the increase of predictive factors on both datasets. In general, simple summation and mean perform as good as or even better than attention and concatenation. Moreover, they do not involve any additional trainable parameters.

6. Conclusion and Future Work

In this work, we explored dual-embedding based collaborative filtering methods for top-N recommendation. In addition to the primitive user and item embeddings, we obtained additional embedding for user and item based on their historical interactions from implicit feedback. In other words, we employed the items interacted by users to enhance user representation and used the users once interacted with items to enrich item representation. Based on dual embeddings mentioned above, we devised a general framework DNCF and proposed three instantiations — DMLP, DGMPF and DNMF. We conducted comprehensive experiments on four real-world datasets and the corresponding experimental results demonstrated the superior

performance of our proposed models compared with other state-of-the-art approaches for top-N item recommendation task.

In the future, we will study the following problems. First, all historical items (users) of a user (an item) contribute equally to the final history embedding in this work, which is an unrealistic assumption as reported in [30, 13]. So we would like to employ *attention mechanism* [25] to distinguish the importance of interacted items (users) when constructing historical interactions based embedding for each user (item). Second, auxiliary information can be used to further improve the representation of users and items, such as user reviews [31, 32], item information [33, 34], knowledge base [35, 36] and social networks [37, 38]. Richer information usually leads to better performance. Third, we will also try to use different type of loss function, for example, BPR [8] to learn our models. Finally, Graph Convolutional Networks (GCNs) [39] have attracted considerable research interest and some recent works [40, 41, 42] have employed GCNs to improve the performance of top-N recommendation. We're also very interested in exploring it to enhance the quality of the embedding.

Acknowledgment

We would like to thank our anonymous reviewers for their helpful comments and valuable suggestions.

References

- [1] B. M. Sarwar, G. Karypis, J. A. Konstan, J. Riedl, Item-based collaborative filtering recommendation algorithms, in: V. Y. Shen, N. Saito, M. R. Lyu, M. E. Zurko (Eds.), Proceedings of the Tenth International World Wide Web Conference, WWW

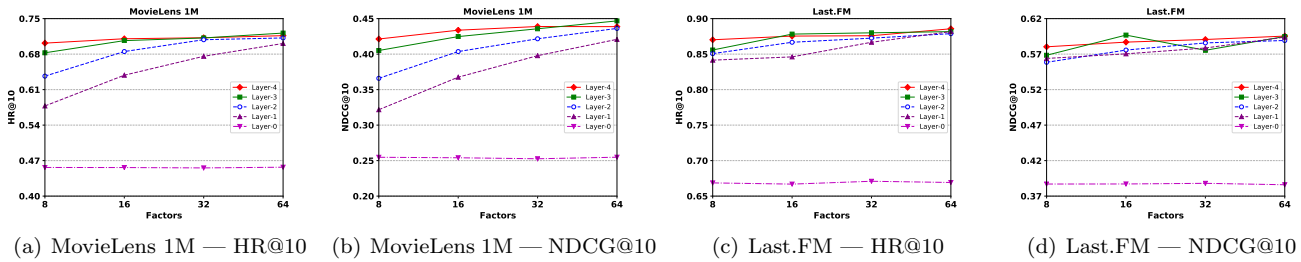


Figure 5: Performance of DMLP with different layers on the MovieLens 1M and Last.FM.

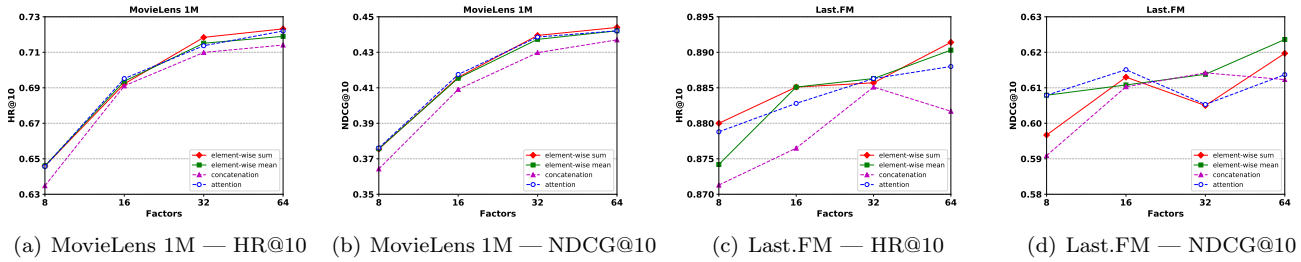


Figure 6: Performance of different variants of DGMF on the MovieLens 1M and Last.FM.

- 10, Hong Kong, China, May 1-5, 2001, ACM, 2001, pp. 285–295. doi:10.1145/371920.372071.
 URL <https://doi.org/10.1145/371920.372071>
- [2] G. Linden, B. Smith, J. York, Amazon.com recommendations: Item-to-item collaborative filtering, *IEEE Internet Comput.* 7 (1) (2003) 76–80. doi:10.1109/MIC.2003.1167344.
 URL <https://doi.org/10.1109/MIC.2003.1167344>
- [3] X. He, X. Du, X. Wang, F. Tian, J. Tang, T. Chua, Outer product-based neural collaborative filtering, in: J. Lang (Ed.), *Proceedings of the Twenty-Seventh International Joint Conference on Artificial Intelligence, IJCAI 2018*, July 13-19, 2018, Stockholm, Sweden, ijcai.org, 2018, pp. 2227–2233. doi:10.24963/ijcai.2018/308.
 URL <https://doi.org/10.24963/ijcai.2018/308>
- [4] R. Salakhutdinov, A. Mnih, Probabilistic matrix factorization, in: J. C. Platt, D. Koller, Y. Singer, S. T. Roweis (Eds.), *Advances in Neural Information Processing Systems 20*, Proceedings of the Twenty-First Annual Conference on Neural Information Processing Systems, Vancouver, British Columbia, Canada, December 3-6, 2007, Curran Associates, Inc., 2007, pp. 1257–1264.
 URL <http://papers.nips.cc/paper/3208-probabilistic-matrix-factorization>
- [5] Y. Koren, R. M. Bell, C. Volinsky, Matrix factorization techniques for recommender systems, *Computer* 42 (8) (2009) 30–37. doi:10.1109/MC.2009.263.
 URL <https://doi.org/10.1109/MC.2009.263>
- [6] A. Paterek, Improving regularized singular value decomposition for collaborative filtering, *Proceedings of KDD Cup and Workshop*.
- [7] Y. Koren, Factorization meets the neighborhood: a multifaceted collaborative filtering model, in: Y. Li, B. Liu, S. Sarawagi (Eds.), *Proceedings of the 14th ACM SIGKDD International Conference on Knowledge Discovery and Data Mining, Las Vegas, Nevada, USA, August 24-27, 2008*, ACM, 2008, pp. 426–434. doi:10.1145/1401890.1401944.
 URL <https://doi.org/10.1145/1401890.1401944>
- [8] S. Rendle, C. Freudenthaler, Z. Gantner, L. Schmidt-Thieme, BPR: bayesian personalized ranking from implicit feedback, in: J. A. Bilmes, A. Y. Ng (Eds.), *UAI 2009*, Proceedings of the Twenty-Fifth Conference on Uncertainty in Artificial Intelligence, Montreal, QC, Canada, June 18-21, 2009, AUAI Press, 2009, pp. 452–461.
 URL https://dslpitt.org/uai/displayArticleDetails.jsp?mmnu=1&smnu=2&article_id=1630&proceeding_id=25
- [9] K. He, X. Zhang, S. Ren, J. Sun, Deep residual learning for image recognition, in: *2016 IEEE Conference on Computer Vision and Pattern Recognition, CVPR 2016*, Las Vegas, NV, USA, June 27-30, 2016, IEEE Computer Society, 2016, pp. 770–778. doi:10.1109/CVPR.2016.90.
 URL <https://doi.org/10.1109/CVPR.2016.90>
- [10] J. Devlin, M. Chang, K. Lee, K. Toutanova, BERT: pre-training of deep bidirectional transformers for language understanding, in: J. Burstein, C. Doran, T. Solorio (Eds.), *Proceedings of the 2019 Conference of the North American Chapter of the Association for Computational Linguistics: Human Language Technologies, NAACL-HLT 2019*, Minneapolis, MN, USA, June 2-7, 2019, Volume 1 (Long and Short Papers), Association for Computational Linguistics, 2019, pp. 4171–4186. doi:10.18653/v1/n19-1423.
 URL <https://doi.org/10.18653/v1/n19-1423>
- [11] X. He, L. Liao, H. Zhang, L. Nie, X. Hu, T. Chua, Neural collaborative filtering, in: R. Barrett, R. Cummings, E. Agichtein, E. Gabrilovich (Eds.), *Proceedings of the 26th International Conference on World Wide Web, WWW 2017*, Perth, Australia, April 3-7, 2017, ACM, 2017, pp. 173–182. doi:10.1145/3038912.3052569.
 URL <https://doi.org/10.1145/3038912.3052569>
- [12] H. Xue, X. Dai, J. Zhang, S. Huang, J. Chen, Deep matrix factorization models for recommender systems, in: C. Sierra (Ed.), *Proceedings of the Twenty-Sixth International Joint Conference on Artificial Intelligence, IJCAI 2017*, Melbourne, Australia, August 19-25, 2017, ijcai.org, 2017, pp. 3203–3209. doi:10.24963/ijcai.2017/447.
 URL <https://doi.org/10.24963/ijcai.2017/447>
- [13] W. Cheng, Y. Shen, Y. Zhu, L. Huang, DELF: A dual-embedding based deep latent factor model for recommendation, in: J. Lang (Ed.), *Proceedings of the Twenty-Seventh International Joint Conference on Artificial Intelligence, IJCAI 2018*, July 13-19, 2018, Stockholm, Sweden, ijcai.org, 2018, pp. 3329–3335. doi:10.24963/ijcai.2018/462.
 URL <https://doi.org/10.24963/ijcai.2018/462>
- [14] Z. Deng, L. Huang, C. Wang, J. Lai, P. S. Yu, Deepcf: A unified framework of representation learning and matching function learning in recommender system, in: *The Thirty-Third AAAI Conference on Artificial Intelligence, AAAI 2019*, The

- Thirty-First Innovative Applications of Artificial Intelligence Conference, IAAI 2019, The Ninth AAAI Symposium on Educational Advances in Artificial Intelligence, EAAI 2019, Honolulu, Hawaii, USA, January 27 - February 1, 2019, AAAI Press, 2019, pp. 61–68. doi:10.1609/aaai.v33i01.330161. URL <https://doi.org/10.1609/aaai.v33i01.330161>
- [15] W. Chen, F. Cai, H. Chen, M. de Rijke, Joint neural collaborative filtering for recommender systems, *ACM Trans. Inf. Syst.* 37 (4) (2019) 39:1–39:30. doi:10.1145/3343117. URL <https://doi.org/10.1145/3343117>
- [16] R. Pan, Y. Zhou, B. Cao, N. N. Liu, R. M. Lukose, M. Scholz, Q. Yang, One-class collaborative filtering, in: Proceedings of the 8th IEEE International Conference on Data Mining (ICDM 2008), December 15-19, 2008, Pisa, Italy, IEEE Computer Society, 2008, pp. 502–511. doi:10.1109/ICDM.2008.16. URL <https://doi.org/10.1109/ICDM.2008.16>
- [17] Y. Hu, Y. Koren, C. Volinsky, Collaborative filtering for implicit feedback datasets, in: Proceedings of the 8th IEEE International Conference on Data Mining (ICDM 2008), December 15-19, 2008, Pisa, Italy, IEEE Computer Society, 2008, pp. 263–272. doi:10.1109/ICDM.2008.22. URL <https://doi.org/10.1109/ICDM.2008.22>
- [18] F. Xue, X. He, X. Wang, J. Xu, K. Liu, R. Hong, Deep item-based collaborative filtering for top-n recommendation, *ACM Trans. Inf. Syst.* 37 (3) (2019) 33:1–33:25. doi:10.1145/3314578. URL <https://doi.org/10.1145/3314578>
- [19] H. Liu, Z. Wu, X. Zhang, CPLR: collaborative pairwise learning to rank for personalized recommendation, *Knowl. Based Syst.* 148 (2018) 31–40. doi:10.1016/j.knosys.2018.02.023. URL <https://doi.org/10.1016/j.knosys.2018.02.023>
- [20] Y. Shi, M. A. Larson, A. Hanjalic, List-wise learning to rank with matrix factorization for collaborative filtering, in: X. Amatriain, M. Torrens, P. Resnick, M. Zanker (Eds.), Proceedings of the 2010 ACM Conference on Recommender Systems, RecSys 2010, Barcelona, Spain, September 26-30, 2010, ACM, 2010, pp. 269–272. doi:10.1145/1864708.1864764. URL <https://doi.org/10.1145/1864708.1864764>
- [21] Y. Shi, A. Karatzoglou, L. Baltrunas, M. A. Larson, N. Oliver, A. Hanjalic, Clmf: learning to maximize reciprocal rank with collaborative less-is-more filtering, in: P. Cunningham, N. J. Hurley, I. Guy, S. S. Anand (Eds.), Sixth ACM Conference on Recommender Systems, RecSys '12, Dublin, Ireland, September 9-13, 2012, ACM, 2012, pp. 139–146. doi:10.1145/2365952.2365981. URL <https://doi.org/10.1145/2365952.2365981>
- [22] S. Kabbur, X. Ning, G. Karypis, FISM: factored item similarity models for top-n recommender systems, in: I. S. Dhillon, Y. Koren, R. Ghani, T. E. Senator, P. Bradley, R. Parekh, J. He, R. L. Grossman, R. Uthurusamy (Eds.), The 19th ACM SIGKDD International Conference on Knowledge Discovery and Data Mining, KDD 2013, Chicago, IL, USA, August 11-14, 2013, ACM, 2013, pp. 659–667. doi:10.1145/2487575.2487589. URL <https://doi.org/10.1145/2487575.2487589>
- [23] X. Wang, X. He, M. Wang, F. Feng, T. Chua, Neural graph collaborative filtering, in: B. Piwowarski, M. Chevalier, É. Gaussier, Y. Maarek, J. Nie, F. Scholer (Eds.), Proceedings of the 42nd International ACM SIGIR Conference on Research and Development in Information Retrieval, SIGIR 2019, Paris, France, July 21-25, 2019, ACM, 2019, pp. 165–174. doi:10.1145/3331184.3331267. URL <https://doi.org/10.1145/3331184.3331267>
- [24] Y. Zhang, Q. Ai, X. Chen, W. B. Croft, Joint representation learning for top-n recommendation with heterogeneous information sources, in: E. Lim, M. Winslett, M. Sanderson, A. W. Fu, J. Sun, J. S. Culpepper, E. Lo, J. C. Ho, D. Donato, R. Agrawal, Y. Zheng, C. Castillo, A. Sun, V. S. Tseng, C. Li (Eds.), Proceedings of the 2017 ACM on Conference on Information and Knowledge Management, CIKM 2017, Singapore, November 06 - 10, 2017, ACM, 2017, pp. 1449–1458. doi:10.1145/3132847.3132892. URL <https://doi.org/10.1145/3132847.3132892>
- [25] D. Bahdanau, K. Cho, Y. Bengio, Neural machine translation by jointly learning to align and translate, in: Y. Bengio, Y. LeCun (Eds.), 3rd International Conference on Learning Representations, ICLR 2015, San Diego, CA, USA, May 7-9, 2015, Conference Track Proceedings, 2015. URL <http://arxiv.org/abs/1409.0473>
- [26] D. P. Kingma, J. Ba, Adam: A method for stochastic optimization, in: Y. Bengio, Y. LeCun (Eds.), 3rd International Conference on Learning Representations, ICLR 2015, San Diego, CA, USA, May 7-9, 2015, Conference Track Proceedings, 2015. URL <http://arxiv.org/abs/1412.6980>
- [27] T. Bai, J. Wen, J. Zhang, W. X. Zhao, A neural collaborative filtering model with interaction-based neighborhood, in: E. Lim, M. Winslett, M. Sanderson, A. W. Fu, J. Sun, J. S. Culpepper, E. Lo, J. C. Ho, D. Donato, R. Agrawal, Y. Zheng, C. Castillo, A. Sun, V. S. Tseng, C. Li (Eds.), Proceedings of the 2017 ACM on Conference on Information and Knowledge Management, CIKM 2017, Singapore, November 06 - 10, 2017, ACM, 2017, pp. 1979–1982. doi:10.1145/3132847.3133083. URL <https://doi.org/10.1145/3132847.3133083>
- [28] X. He, H. Zhang, M. Kan, T. Chua, Fast matrix factorization for online recommendation with implicit feedback, in: R. Perego, F. Sebastiani, J. A. Aslam, I. Ruthven, J. Zobel (Eds.), Proceedings of the 39th International ACM SIGIR conference on Research and Development in Information Retrieval, SIGIR 2016, Pisa, Italy, July 17-21, 2016, ACM, 2016, pp. 549–558. doi:10.1145/2911451.2911489. URL <https://doi.org/10.1145/2911451.2911489>
- [29] S. Rendle, W. Krichene, L. Zhang, J. R. Anderson, Neural collaborative filtering vs. matrix factorization revisited, in: R. L. T. Santos, L. B. Marinho, E. M. Daly, L. Chen, K. Falk, N. Koenigstein, E. S. de Moura (Eds.), RecSys 2020: Fourteenth ACM Conference on Recommender Systems, Virtual Event, Brazil, September 22-26, 2020, ACM, 2020, pp. 240–248. doi:10.1145/3383313.3412488. URL <https://doi.org/10.1145/3383313.3412488>
- [30] X. He, Z. He, J. Song, Z. Liu, Y. Jiang, T. Chua, NAIS: neural attentive item similarity model for recommendation, *IEEE Trans. Knowl. Data Eng.* 30 (12) (2018) 2354–2366. doi:10.1109/TKDE.2018.2831682. URL <https://doi.org/10.1109/TKDE.2018.2831682>
- [31] L. Zheng, V. Noroozi, P. S. Yu, Joint deep modeling of users and items using reviews for recommendation, in: M. de Rijke, M. Shokouhi, A. Tomkins, M. Zhang (Eds.), Proceedings of the Tenth ACM International Conference on Web Search and Data Mining, WSDM 2017, Cambridge, United Kingdom, February 6-10, 2017, ACM, 2017, pp. 425–434. doi:10.1145/3018661.3018665. URL <https://doi.org/10.1145/3018661.3018665>
- [32] D. Liu, J. Li, B. Du, J. Chang, R. Gao, DAML: dual attention mutual learning between ratings and reviews for item recommendation, in: A. Teredesai, V. Kumar, Y. Li, R. Rosales, E. Terzi, G. Karypis (Eds.), Proceedings of the 25th ACM SIGKDD International Conference on Knowledge Discovery & Data Mining, KDD 2019, Anchorage, AK, USA, August 4-8, 2019, ACM, 2019, pp. 344–352. doi:10.1145/3292500.3330906. URL <https://doi.org/10.1145/3292500.3330906>
- [33] H. Wang, N. Wang, D. Yeung, Collaborative deep learning for recommender systems, in: L. Cao, C. Zhang, T. Joachims, G. I. Webb, D. D. Margineantu, G. Williams (Eds.), Proceedings of the 21th ACM SIGKDD International Conference on Knowledge Discovery and Data Mining, Sydney, NSW, Australia, August 10-13, 2015, ACM, 2015, pp. 1235–1244. doi:10.1145/2783258.2783273. URL <https://doi.org/10.1145/2783258.2783273>
- [34] X. Li, J. She, Collaborative variational autoencoder for recommender systems, in: Proceedings of the 23rd ACM SIGKDD International Conference on Knowledge Discovery and Data Mining, Halifax, NS, Canada, August 13 - 17, 2017, ACM, 2017, pp. 305–314. doi:10.1145/3097983.3098077.

- URL <https://doi.org/10.1145/3097983.3098077>
- [35] F. Zhang, N. J. Yuan, D. Lian, X. Xie, W. Ma, Collaborative knowledge base embedding for recommender systems, in: B. Krishnapuram, M. Shah, A. J. Smola, C. C. Aggarwal, D. Shen, R. Rastogi (Eds.), Proceedings of the 22nd ACM SIGKDD International Conference on Knowledge Discovery and Data Mining, San Francisco, CA, USA, August 13-17, 2016, ACM, 2016, pp. 353–362. doi:10.1145/2939672.2939673.
URL <https://doi.org/10.1145/2939672.2939673>
- [36] X. Wang, Y. Xu, X. He, Y. Cao, M. Wang, T. Chua, Reinforced negative sampling over knowledge graph for recommendation, in: Y. Huang, I. King, T. Liu, M. van Steen (Eds.), WWW '20: The Web Conference 2020, Taipei, Taiwan, April 20-24, 2020, ACM / IW3C2, 2020, pp. 99–109. doi:10.1145/3366423.3380098.
URL <https://doi.org/10.1145/3366423.3380098>
- [37] G. Guo, J. Zhang, N. Yorke-Smith, Trustsvd: Collaborative filtering with both the explicit and implicit influence of user trust and of item ratings, in: B. Bonet, S. Koenig (Eds.), Proceedings of the Twenty-Ninth AAAI Conference on Artificial Intelligence, January 25-30, 2015, Austin, Texas, USA, AAAI Press, 2015, pp. 123–129.
URL <http://www.aaai.org/ocs/index.php/AAAI/AAAI15/paper/view/9313>
- [38] M. Wang, X. Zheng, Y. Yang, K. Zhang, Collaborative filtering with social exposure: A modular approach to social recommendation, in: S. A. McIlraith, K. Q. Weinberger (Eds.), Proceedings of the Thirty-Second AAAI Conference on Artificial Intelligence, (AAAI-18), the 30th innovative Applications of Artificial Intelligence (IAAI-18), and the 8th AAAI Symposium on Educational Advances in Artificial Intelligence (EAAI-18), New Orleans, Louisiana, USA, February 2-7, 2018, AAAI Press, 2018, pp. 2516–2523.
URL <https://www.aaai.org/ocs/index.php/AAAI/AAAI18/paper/view/16058>
- [39] T. N. Kipf, M. Welling, Semi-supervised classification with graph convolutional networks, in: 5th International Conference on Learning Representations, ICLR 2017, Toulon, France, April 24-26, 2017, Conference Track Proceedings, OpenReview.net, 2017.
URL <https://openreview.net/forum?id=SJU4ayYgl>
- [40] R. Ying, R. He, K. Chen, P. Eksombatchai, W. L. Hamilton, J. Leskovec, Graph convolutional neural networks for web-scale recommender systems, in: Y. Guo, F. Farooq (Eds.), Proceedings of the 24th ACM SIGKDD International Conference on Knowledge Discovery & Data Mining, KDD 2018, London, UK, August 19-23, 2018, ACM, 2018, pp. 974–983. doi:10.1145/3219819.3219890.
URL <https://doi.org/10.1145/3219819.3219890>
- [41] L. Chen, L. Wu, R. Hong, K. Zhang, M. Wang, Revisiting graph based collaborative filtering: A linear residual graph convolutional network approach, in: The Thirty-Fourth AAAI Conference on Artificial Intelligence, AAAI 2020, The Thirty-Second Innovative Applications of Artificial Intelligence Conference, IAAI 2020, The Tenth AAAI Symposium on Educational Advances in Artificial Intelligence, EAAI 2020, New York, NY, USA, February 7-12, 2020, AAAI Press, 2020, pp. 27–34.
URL <https://aaai.org/ojs/index.php/AAAI/article/view/5330>
- [42] X. He, K. Deng, X. Wang, Y. Li, Y. Zhang, M. Wang, Lightgcn: Simplifying and powering graph convolution network for recommendation, in: J. Huang, Y. Chang, X. Cheng, J. Kamps, V. Murdock, J. Wen, Y. Liu (Eds.), Proceedings of the 43rd International ACM SIGIR conference on research and development in Information Retrieval, SIGIR 2020, Virtual Event, China, July 25-30, 2020, ACM, 2020, pp. 639–648. doi:10.1145/3397271.3401063.
URL <https://doi.org/10.1145/3397271.3401063>