

Riccati Recursion for Optimal Control Problems of Nonlinear Switched Systems

S. Katayama* T. Ohtsuka*

* *Department of Systems Science, Graduate School of Informatics,
Kyoto University, Sakyo-ku, Kyoto 606-8501, Japan*

Abstract: We propose an efficient algorithm for the optimal control problems (OCPs) of nonlinear switched systems that optimizes the control input and switching instants simultaneously for a given switching sequence. We consider the switching instants as the optimization variables and formulate the OCP based on the direct multiple shooting method. We derive a linear equation to be solved in Newton's method and propose a Riccati recursion algorithm to solve the linear equation efficiently. The computational time of the proposed method scales linearly with respect to the number of time stages of the horizon as the standard Riccati recursion. Numerical experiments show that the proposed method converges with a significantly shorter computational time than the conventional methods.

Keywords: Hybrid Model Predictive Control, Optimization and Model Predictive Control, Optimal Control, Switched Systems, Hybrid Systems

1. INTRODUCTION

Switched systems are a class of hybrid systems made up of several dynamical subsystems and the switching laws of active subsystems. Many practical control systems are modeled as switched systems, such as automobiles with different gears (Ngo et al. (2012)), electrical circuit systems (Kouro et al. (2009)), and mechanical systems with contacts (Grizzle et al. (2001); Li and Wensing (2020)).

Optimal control plays a significant role in the planning (e.g., trajectory optimization in robotics) and control, that is, model predictive control (MPC), of dynamical systems, including switched systems. There is sufficient literature on the optimal control of linear switched systems, for example, on dynamic programming for linear hybrid systems (Borrelli et al. (2005)), mixed integer linear programming (Bemporad et al. (2000)), multiparametric programming (Herceg et al. (2013)), or embedding transformation (Wu et al. (2019)). However, it is generally difficult to solve the optimal control problems (OCPs) for nonlinear switched systems because of a need to solve nonlinear and combinatorial optimization problems. A practical research topic of the OCPs of nonlinear switched systems is to optimize the continuous control input and switching instants for a given switching sequence, which reduces the OCP to a continuous optimization problem. However, it is still difficult to solve such problems within a short computational time, which is crucial for MPC. Xu and Antsaklis (2004) proposed a two-stage method in which the upper stage solves the optimization problem to find the optimal switching times under the fixed control input (the solution to the lower stage problem), and the lower stage solves the continuous-time OCP under fixed switching times (the solution to the upper stage problem) to find the optimal control input. However, it was reported that their method required several minutes for convergence. Farshid-

ian et al. (2017) improved the approach proposed by Xu and Antsaklis (2004), by solving the discrete-time OCP in the lower problem using a Newton-type method. However, their method required several seconds because the problem was still decomposed into two stages as Xu and Antsaklis (2004), and therefore the real-time application of their algorithm is difficult.

By contrast, our previous study (Katayama et al. (2020)) applied a Newton-type method to simultaneously optimize the control input and switching time. It used the Newton-Krylov method and succeeded in the MPC of a compass-like walking robot modeled as a nonlinear switched system with state jumps in real time. However, the Newton-Krylov method generally requires a careful tuning of settings such as the number of Krylov iterations and preconditioning; otherwise, it can lack numerical stability compared with the direct methods that compute the inverse matrix of the Hessian explicitly.

In this paper, we propose an efficient algorithm for the OCP of nonlinear switched systems that optimizes the control input and switching instants simultaneously for a given switching sequence. We formulate the OCP based on the direct multiple shooting method (Bock and Plitt (1984); Diehl et al. (2005)) with regard to the switching instance as the optimization variable, as well as the state and control input. We derive the linear equation to be solved in Newton's method and propose a Riccati recursion algorithm to solve the linear equation efficiently. The computational time of the proposed method scales linearly with respect to the number of time stages of the horizon as the standard Riccati recursion (Frison (2016); Nielsen (2017)). Through numerical experiments, we show that the proposed method converges within a significantly short computational time (10 – 100 ms), whereas the methods proposed by Xu and Antsaklis (2004) and Farshidian et al.

(2017) consumed more than several seconds per upper-level iteration.

This paper is organized as follows. In Section 2, we formulate the OCP for a nonlinear switched system based on the direct multiple-shooting method. In Section 3, we derive the linear equation for Newton's method and the Riccati recursion algorithm for the linear equation. In Section 4, we discuss the numerical experiments and demonstrate the effectiveness of the proposed method. Finally, in Section 5, we conclude our study with a brief summary and a discussion on future work.

Notation: We describe the Jacobians and the Hessians of a differentiable function by certain vectors as follows: $\nabla_x f(x)$ denotes $\left(\frac{\partial f}{\partial x}\right)^T(x)$, and $\nabla_{xy} g(x, y)$ denotes $\frac{\partial^2 g}{\partial x \partial y}(x, y)$.

2. OPTIMAL CONTROL PROBLEMS OF SWITCHED SYSTEMS

2.1 Continuous-Time Optimal Control Problem

We consider the OCP for the following nonlinear switched system consisting of M subsystems

$$\dot{x}(t) = f_{q(t)}(x(t), u(t)), \quad f_q : \mathbb{R}^{n_x} \times \mathbb{R}^{n_u} \rightarrow \mathbb{R}^{n_x}, \quad (1)$$

where $x(t) \in \mathbb{R}^{n_x}$ denotes the continuous state, $u(t) \in \mathbb{R}^{n_u}$ denotes the piecewise continuous control input, and $q \in \{1, \dots, M\}$ denotes the index of the active subsystem. We also define the switching sequence $\sigma = (q_1, q_2, \dots, q_m)$ and the switching time sequence $t_\sigma = (t_1, t_2, \dots, t_{m-1})$, where t_i denotes an instance of the switch of the active subsystem from subsystem i to subsystem $i+1$ over the time horizon $[t_0, t_f]$. Note that we do not consider the state jumps at the switch or the state-dependent condition of the switch in this study. However, in principle, it is possible to extend the proposed method to such cases; the former can be achieved by adding the state jump equation in the proposed Riccati recursion, and the latter can be attained by adding the pure-state constraint representing the switching condition just before the switching instance. The OCP for the switched systems for a given switching sequence σ is defined as follows: find u and the switching time sequence, t_σ , that minimize the cost function

$$J = \varphi_{q(t_f)}(x(t_f)) + \sum_{i=1}^m \int_{t_{i-1}}^{t_i} L_{q_i}(x(\tau), u(\tau)) d\tau, \quad (2)$$

where $t_m = t_f$, $\varphi_q(\cdot, \cdot) : \mathbb{R}^{n_x} \rightarrow \mathbb{R}$ denotes the terminal cost, and $L_q(\cdot, \cdot) : \mathbb{R}^{n_x} \times \mathbb{R}^{n_u} \rightarrow \mathbb{R}$ denotes the stage cost, subject to (1).

Next, we assume there is only one switch from q_1 to q_2 over the horizon $[t_0, t_f]$; that is, we assume $\sigma = (q_1, q_2)$ and $t_\sigma = (t_s)$, for simplicity. Note that it is trivial to extend the following formulation and the proposed algorithm to the problems with multiple switches on the horizon (Katayama et al. (2020)), which we will further discuss in Section 3.

2.2 Direct Multiple Shooting

For numerical computation, we discretize the OCP based on the direct multiple shooting method (Bock and Plitt

(1984); Diehl et al. (2005)) and the forward Euler method. We divide the horizon $[t_0, t_f]$ into N steps, define the time step $\Delta\tau = (t_f - t_0)/N$, and introduce i_s as an integer that satisfies $i_s \Delta\tau \leq t_s - t_0 < (i_s + 1) \Delta\tau$. We introduce the state on the horizon as x_0, \dots, x_N and control input u_0, \dots, u_{N-1} , where x_i and u_i correspond to $x(t_0 + i \Delta\tau)$ and $u(t_0 + i \Delta\tau)$, respectively. We also introduce the variables just after the switch as $x_s := x(t_s)$ and $u_s := u(t_s)$. The cost function (2) is then discretized as

$$\begin{aligned} J = & \varphi_{q_2}(x_N) + \sum_{i=i_s+1}^{N-1} L_{q_2}(x_i, u_i) \Delta\tau \\ & + L_{q_2}(x_s, u_s)(\Delta\tau - \Delta\tau_s) + L_{q_1}(x_{i_1}, u_{i_1}) \Delta\tau_s, \\ & + \sum_{i=0}^{i_1-1} L_{q_1}(x_i, u_i) \Delta\tau, \end{aligned} \quad (3)$$

where $\Delta\tau_s := t_s - t_0 - i_s \Delta\tau$. The state equation is discretized as

$$x_i + f_{q_1}(x_i, u_i) \Delta\tau - x_{i+1} = 0, \quad i \in \{1, \dots, i_s - 1\}, \quad (4)$$

$$x_{i_s} + f_{q_1}(x_{i_s}, u_{i_s}) \Delta\tau_s - x_s = 0, \quad (5)$$

$$x_s + f_{q_2}(x_s, u_s)(\Delta\tau - \Delta\tau_s) - x_{i_s+1} = 0, \quad (6)$$

and

$$x_i + f_{q_2}(x_i, u_i) \Delta\tau - x_{i+1} = 0, \quad i \in \{i_s + 1, \dots, N - 1\}. \quad (7)$$

The constraint on the initial state,

$$x_0 - x(t_0) = 0, \quad (8)$$

is also imposed because we regard x_0 as the optimization variable. The discretized OCP is now defined as follows: find $x_0, \dots, x_N, x_s, u_0, \dots, u_{N-1}, u_s$, and t_s that minimize the cost function (3) subject to (4)–(8).

2.3 Optimality Conditions

To derive the optimality conditions, the necessary conditions for optimal control, we define the Hamiltonian $H_q(\cdot, \cdot, \cdot) : \mathbb{R}^{n_x} \times \mathbb{R}^{n_u} \times \mathbb{R}^{n_x} \rightarrow \mathbb{R}$ for $q \in \{q_1, q_2\}$ as

$$H_q(x, u, \lambda) := L_q(x, u) + \lambda^T f_q(x, u). \quad (9)$$

The optimality conditions are then derived by the calculus of variations (Bryson and Ho (1975)) as follows:

$$\begin{aligned} \nabla_x H_{q_1}(x_i, u_i, \lambda_{i+1}) \Delta\tau + \lambda_{i+1} - \lambda_i &= 0, \\ i \in \{1, \dots, i_s - 1\}, \end{aligned} \quad (10)$$

$$\nabla_x H_{q_1}(x_{i_s}, u_{i_s}, \lambda_s) \Delta\tau_s + \lambda_s - \lambda_{i_s} = 0, \quad (11)$$

$$\nabla_x H_{q_2}(x_s, u_s, \lambda_{i_s+1})(\Delta\tau - \Delta\tau_s) + \lambda_{i_s+1} - \lambda_s = 0, \quad (12)$$

$$\begin{aligned} \nabla_x H_{q_2}(x_i, u_i, \lambda_{i+1}) \Delta\tau + \lambda_{i+1} - \lambda_i &= 0, \\ i \in \{i_s + 1, \dots, N - 1\}, \end{aligned} \quad (13)$$

$$\nabla_x \varphi_{q_2}(x_N) - \lambda_N = 0, \quad (14)$$

$$\nabla_u H_{q_1}(x_i, u_i, \lambda_{i+1}) \Delta\tau = 0, \quad i \in \{1, \dots, i_s - 1\}, \quad (15)$$

$$\nabla_u H_{q_1}(x_{i_s}, u_{i_s}, \lambda_s) \Delta\tau_s = 0, \quad (16)$$

$$\nabla_u H_{q_2}(x_s, u_s, \lambda_{i_s+1})(\Delta\tau - \Delta\tau_s) = 0, \quad (17)$$

$$\nabla_u H_{q_2}(x_i, u_i, \lambda_{i+1}) \Delta\tau = 0, \quad i \in \{i_s + 1, \dots, N - 1\}, \quad (18)$$

and

$$H_{q_1}(x_{i_s}, u_{i_s}, \lambda_s) - H_{q_2}(x_s, u_s, \lambda_{i_s+1}) = 0, \quad (19)$$

where $\lambda_0, \dots, \lambda_N, \lambda_s$ are the Lagrange multipliers with respect to the constraints (4)–(8).

3. RICCATI RECURSION FOR OPTIMAL CONTROL PROBLEMS OF SWITCHED SYSTEMS

3.1 Linearization for Newton's Method

The optimality conditions (4)–(19) are linearized with Δx_i , Δu_i , $\Delta \lambda_i$, and Δt_s , which are perturbations of x_i , u_i , λ_i , and t_s , respectively, to apply Newton's method.

Terminal stage: At the terminal stage ($i = N$), we have

$$Q_{xx,N}\Delta x_N - \Delta \lambda_N + \bar{l}_{x,N} = 0, \quad (20)$$

where we define $Q_{xx,N} := \nabla_{xx}\varphi_{q_2}(x_N)$ and define $\bar{l}_{x,N}$ using the left-hand side of (14).

Intermediate stages without a switch: At the intermediate stages without a switch, that is, $i < N$ and $i \neq i_s$, we have

$$Q_{xx,i}\Delta x_i + Q_{xu,i}\Delta u_i + A_i^T\Delta \lambda_{i+1} - \Delta \lambda_i + \bar{l}_{x,i} = 0, \quad (21)$$

$$Q_{xu,i}^T\Delta x_i + Q_{uu,i}\Delta u_i + B_i^T\Delta \lambda_{i+1} + \bar{l}_{u,i} = 0, \quad (22)$$

and

$$A_i\Delta x_i + B_i\Delta u_i - \Delta x_{i+1} + \bar{x}_i = 0, \quad (23)$$

where we define $Q_{xx,i} := \nabla_{xx}H_q(x_i, u_i, \lambda_{i+1})\Delta\tau$, $Q_{xu,i} := \nabla_{xu}H_q(x_i, u_i, \lambda_{i+1})\Delta\tau$, $Q_{uu,i} := \nabla_{uu}H_q(x_i, u_i, \lambda_{i+1})\Delta\tau$, $A_i := \nabla_x f_q(x_i, u_i)\Delta\tau$, and $B_i := \nabla_u f_q(x_i, u_i)\Delta\tau$, with $q = q_1$ for $i \in \{1, \dots, i_s - 1\}$ and $q = q_2$ for $i \in \{i_s + 1, \dots, N - 1\}$. Furthermore, we define \bar{x}_i , $\bar{l}_{x,i}$, and $\bar{l}_{u,i}$ using the left-hand sides of (4), (10), and (15) for $i \in \{1, \dots, i_s - 1\}$ and the left-hand sides of (7), (13), and (18) for $i \in \{i_s + 1, \dots, N - 1\}$.

Intermediate stage with a switch: At stage s (switching instant t_s), we have

$$Q_{xx,s}\Delta x_s + Q_{xu,s}\Delta u_s + A_s^T\Delta \lambda_{s+1} - \Delta \lambda_s - h_{x,s}\Delta t_s + \bar{l}_{x,s} = 0, \quad (24)$$

$$Q_{xu,s}^T\Delta x_s + Q_{uu,s}\Delta u_s + B_s^T\Delta \lambda_{s+1} - h_{u,s}\Delta t_s + \bar{l}_{u,s} = 0, \quad (25)$$

and

$$A_s\Delta x_s + B_s\Delta u_s - \Delta x_{s+1} - f_s\Delta t_s + \bar{x}_s = 0, \quad (26)$$

where we define $Q_{xx,s} := \nabla_{xx}H_{q_2}(x_s, u_s, \lambda_{s+1})(\Delta\tau - \Delta\tau_s)$, $Q_{xu,s} := \nabla_{xu}H_{q_2}(x_s, u_s, \lambda_{s+1})(\Delta\tau - \Delta\tau_s)$, $Q_{uu,s} := \nabla_{uu}H_{q_2}(x_s, u_s, \lambda_{s+1})(\Delta\tau - \Delta\tau_s)$, $A_s := \nabla_x f_{q_2}(x_s, u_s)(\Delta\tau - \Delta\tau_s)$, and $B_s := \nabla_u f_{q_2}(x_s, u_s)(\Delta\tau - \Delta\tau_s)$. We also define \bar{x}_s , $\bar{l}_{x,s}$, and $\bar{l}_{u,s}$ using the left-hand sides of (6), (12), and (17), and $h_{x,s} := \nabla_x H(x_s, u_s, \lambda_{s+1})$, $h_{u,s} := \nabla_u H(x_s, u_s, \lambda_{s+1})$, and $f_s := f_{q_2}(x_s, u_s)$. At stage i_s , we have

$$Q_{xx,i_s}\Delta x_{i_s} + Q_{xu,i_s}\Delta u_{i_s} + A_{i_s}^T\Delta \lambda_s - \Delta \lambda_{i_s} + h_{x,i_s}\Delta t_s + \bar{l}_{x,i_s} = 0, \quad (27)$$

$$Q_{xu,i_s}^T\Delta x_{i_s} + Q_{uu,i_s}\Delta u_{i_s} + B_{i_s}^T\Delta \lambda_s + h_{u,i_s}\Delta t_s + \bar{l}_{u,i_s} = 0, \quad (28)$$

and

$$A_{i_s}\Delta x_{i_s} + B_{i_s}\Delta u_{i_s} - \Delta x_s + f_{i_s}\Delta t_s + \bar{x}_{i_s} = 0, \quad (29)$$

where we define $Q_{xx,i_s} := \nabla_{xx}H_{q_1}(x_{i_s}, u_{i_s}, \lambda_s)\Delta\tau_s$, $Q_{xu,i_s} := \nabla_{xu}H_{q_1}(x_{i_s}, u_{i_s}, \lambda_s)\Delta\tau_s$, $Q_{uu,i_s} := \nabla_{uu}H_{q_1}(x_{i_s}, u_{i_s}, \lambda_s)\Delta\tau_s$, $A_{i_s} := \nabla_x f_{q_1}(x_{i_s}, u_{i_s})\Delta\tau_s$, and $B_{i_s} := \nabla_u f_{q_1}(x_{i_s}, u_{i_s})\Delta\tau_s$. We also define \bar{x}_{i_s} , \bar{l}_{x,i_s} , and \bar{l}_{u,i_s} using the left-hand sides of (5), (11), and (16) and $h_{x,i_s} := \nabla_x H(x_{i_s}, u_{i_s}, \lambda_s)$,

$h_{u,i_s} := \nabla_u H(x_{i_s}, u_{i_s}, \lambda_s)$, and $f_{i_s} := f_{q_1}(x_{i_s}, u_{i_s})$. We also have

$$h_{x,i_s}^T\Delta x_{i_s} + h_{u,i_s}^T\Delta u_{i_s} + f_{u,i_s}^T\Delta \lambda_s - h_{x,s}^T\Delta x_s - h_{u,s}^T\Delta u_s - f_{u,s}^T\Delta \lambda_{i_s+1} + \bar{h}_s = 0, \quad (30)$$

where \bar{h}_s is the left-hand side of (19).

Initial stage: Finally, we have

$$\Delta x_0 + \bar{x} = 0, \quad (31)$$

where \bar{x} is the left-hand side of (8).

Newton's method for the OCP is reduced to a linear equation to find Δx_i , Δu_i , Δt_s , and $\Delta \lambda_i$, satisfying the linear equations (20)–(31). Next, we make the following reasonable assumption in each Newton's iteration:

Assumption 3.1. The current solution lies in the neighborhood of the local minimum, and the Hessian matrix of the optimization problem (3)–(8) with respect to the current solution is a symmetric positive definite (SPD).

3.2 Derivation of Riccati Recursion

We derive the Riccati recursion to solve the linear equation for Newton's method (20)–(31). As the Riccati recursion for the standard OCP (Frison (2016); Nielsen (2017)), our goal is the series of matrices P_i and vectors z_i such that $\Delta \lambda_i = P_i\Delta x_i - z_i$ holds.

Terminal stage: At the terminal stage ($i = N$),

$$P_N = Q_{xx,N}, \quad z_N = -\bar{l}_N \quad (32)$$

is given as the standard Riccati recursion. Note that P_N is SPD from Assumption 3.1. In the forward recursion, we have Δx_N and compute $\Delta \lambda_N = P_N\Delta x_N - z_N$.

Intermediate stages without a switch: At the intermediate stages without a switch ($i < N$ and $i \neq i_s$), the following standard backward Riccati recursion is given under Assumption 3.1 and an assumption that we have a SPD matrix P_{i+1} and a vector z_{i+1} satisfying $\Delta \lambda_{i+1} = P_{i+1}\Delta x_{i+1} - z_{i+1}$ (Frison (2016); Nielsen (2017)):

$$F_i := Q_{xx,i} + A_i^T P_{i+1} A_i, \quad (33)$$

$$H_i := Q_{xu,i} + A_i^T P_{i+1} B_i, \quad (34)$$

$$G_i := Q_{uu,i} + B_i^T P_{i+1} B_i, \quad (35)$$

$$K_i := -G_i^{-1} H_i^T, \quad k_i := -G_i^{-1} (B_i^T P_{i+1} \bar{x}_i - B_i^T z_{i+1} + \bar{l}_{u,i}), \quad (36)$$

and

$$P_i := F_i - K_i^T G_i K_i, \quad z_i := A_i^T (z_{i+1} - P_{i+1} \bar{x}_i) - \bar{l}_{x,i} - H_i k_i, \quad (37)$$

where P_i is also SPD (Frison (2016); Nielsen (2017)). In the forward recursion, we have Δx_i and compute Δu_i and $\Delta \lambda_i$ from Δx_i as

$$\Delta u_i = K_i \Delta x_i + k_i, \quad (38)$$

$$\Delta \lambda_i = P_i \Delta x_i - z_i, \quad (39)$$

and compute Δx_{i+1} from (23).

Intermediate stages with a switch: Next, we derive the Riccati recursion for intermediate stages with a switch, that is, at stages s and i_s . Suppose that we have an SPD matrix P_{i_s+1} and a vector z_{i_s+1} satisfying (39). To obtain the Riccati recursion, we derive the relation of $\Delta \lambda_{i_s}$,

Δu_{i_s} , $\Delta \lambda_s$, Δx_s , Δu_s , $\Delta \lambda_{i_s+1}$, and Δt_s with respect to Δx_{i_s} . This problem is equivalent to factorizing the linear equation (40). First, by using (26), (39) with $i = i_s + 1$, and

$$\Delta u_s = K_s \Delta x_s + k_s - T_s \Delta t_s, \quad (41)$$

we can reduce (40) into

$$\begin{bmatrix} -I & Q_{xx,i_s} & Q_{xu,i_s} & A_{i_s}^T & h_{x,i_s} \\ Q_{xu,i_s}^T & Q_{uu,i_s} & B_{i_s}^T & h_{u,i_s} \\ A_{i_s} & B_{i_s} & f_{i_s} & -I \\ h_{x,i_s}^T & h_{u,i_s}^T & f_{i_s}^T & \xi_s & -\Gamma_s^T \\ -I & -\Gamma_s & P_s \end{bmatrix} \begin{bmatrix} \Delta \lambda_{i_s} \\ \Delta x_{i_s} \\ \Delta u_{i_s} \\ \Delta \lambda_s \\ \Delta t_s \\ \Delta x_s \end{bmatrix} = - \begin{bmatrix} \bar{l}_{x,i_s} \\ \bar{l}_{u,i_s} \\ \bar{x}_{i_s} \\ \eta_s \\ -z_s \end{bmatrix} \quad (42)$$

where we define F_s , H_s , G_s , K_s , k_s , P_s , and z_s according to (33)–(37), and

$$\psi_{x,s} := h_{x,s} + A_s^T P_{i_s+1} f_s, \quad \psi_{u,s} := h_{u,s} + B_s^T P_{i_s+1} f_s, \quad (43)$$

$$T_s := -G_s^{-1} \psi_{u,s}, \quad \Gamma_s := \psi_{x,s} + K_s^T \psi_{u,s}, \quad (44)$$

$$\xi_s := f_s^T P_{i_s+1} f_s - \psi_{u,s}^T G_s^{-1} \psi_{u,s}, \quad (45)$$

and

$$\eta_s := \bar{h}_s - f_s^T (P_{i_s+1} \bar{x}_s - z_{i_s+1}) - \psi_{u,s} k_s. \quad (46)$$

We further factorize (42) using (29),

$$\Delta \lambda_s = P_s \Delta x_s - z_s - \Gamma_s \Delta t_s \quad (47)$$

and

$$\Delta u_{i_s} = K_{i_s} \Delta x_{i_s} + k_{i_s} + T_{i_s} \Delta t_s, \quad (48)$$

and then obtain

$$\begin{bmatrix} -I & F_{i_s} - K_{i_s}^T G_{i_s} K_{i_s} & \Gamma_{i_s} \\ \Gamma_{i_s}^T & \xi_{i_s} \end{bmatrix} \begin{bmatrix} \Delta \lambda_{i_s} \\ \Delta x_{i_s} \\ \Delta t_s \end{bmatrix} = - \begin{bmatrix} l_{x,i_s} + A_{i_s}^T (P_s \bar{x}_{i_s} - s_s) + H_{i_s} k_{i_s} \\ \eta_s \end{bmatrix}, \quad (49)$$

where we define F_{i_s} , H_{i_s} , G_{i_s} , K_{i_s} , and k_{i_s} according to (33)–(36) and

$$\psi_{x,i_s} := h_{x,i_s} + A_{i_s}^T P_s f_{i_s} - A_{i_s}^T \Gamma_s, \quad (50)$$

$$\psi_{u,i_s} := h_{u,i_s} + B_{i_s}^T P_s f_{i_s} - B_{i_s}^T \Gamma_s, \quad (51)$$

$$T_{i_s} := -G_{i_s}^{-1} \psi_{u,i_s}, \quad \Gamma_{i_s} := \psi_{x,i_s} + K_{i_s}^T \psi_{u,i_s}, \quad (52)$$

$$\tilde{\xi}_s = \xi_s - 2\Gamma_s^T f_{i_s} + f_{i_s}^T P_s f_{i_s} - \psi_{u,i_s}^T G_{i_s}^{-1} \psi_{u,i_s}, \quad (53)$$

and

$$\tilde{\eta}_s = \eta_s - \Gamma_s^T \bar{x}_{i_s} + f_{i_s}^T (P_s \bar{x}_{i_s} - s_s) + \psi_{x,i_s}^T k_{i_s}. \quad (54)$$

Finally, we have recursions

$$P_{i_s} := F_{i_s} - K_{i_s}^T G_{i_s} K_{i_s} - \tilde{\xi}_s^{-1} \Gamma_{i_s}^T \Gamma_{i_s} \quad (55)$$

and

$$z_{i_s} := A_{i_s}^T (z_s - P_s \bar{x}_{i_s}) - \bar{l}_{x,i_s} - H_{i_s} k_{i_s} + \tilde{\xi}_s^{-1} \Gamma_{i_s}^T \tilde{\eta}_s. \quad (56)$$

We can then compute Δt_s by

$$\Delta t_s = -\tilde{\xi}_s^{-1} \Gamma_{i_s}^T \Delta x_{i_s} - \tilde{\xi}_s^{-1} \tilde{\eta}_s \quad (57)$$

and $\Delta \lambda_{i_s}$ from (39) with $i = i_s$. In the forward recursion, we have Δx_{i_s} and compute Δt_s , Δu_{i_s} , $\Delta \lambda_{i_s}$, and Δx_s from (57), (48), (39), and (45). Subsequently, we compute Δu_s , $\Delta \lambda_s$, and Δx_{i_s+1} from (41), (47), and (26).

Note that under Assumption 3.1, the coefficient matrices excluding the leftmost one block columns of (40), (42), and (49) are SPD by the Schur complement. Therefore, we can see that P_{i_s} is SPD and $\xi_s > 0$, the former of which guarantees that P_i is SPD for all $i \in \{1, \dots, N, s\}$, and the latter means that we can always compute ξ_s^{-1} . Furthermore, by the contraposition of the above property,

we can see that Assumption 3.1 does not hold if $\tilde{\xi}_s < 0$. Therefore, the stationary point is not a local minimum (a maximum or a saddle point) if $\tilde{\xi}_s \leq 0$.

Initial stage: At the beginning of the forward recursion, we compute Δx_0 from (31).

3.3 Step Size Selection

The full-step Newton's method can be very aggressive at the beginning of Newton's iterations. In such cases, the magnitude of the switching time direction, Δt_s , is excessively large, and the solution diverges or converges to the saddle points. To avoid such situations, we selected the step size based on the switching time. We assumed that each switching time, t_s , must lie on $[t_{s,\min}, t_{s,\max}]$. Subsequently, we chose the step size α by applying the fraction-to-boundary rule (Wächter and Biegler (2006)) for the inequality constraints $t_s - t_{s,\min} > 0$ and $t_{s,\max} - t_s > 0$.

3.4 Algorithm and Convergence

We summarize the single Newton iteration using the proposed Riccati recursion algorithm in Algorithm 1. As shown in Algorithm 1, the proposed Riccati recursion computes the Newton direction for a given solution. In the first step, we form the linear equations of Newton's method, that is, compute the coefficient matrices and residuals of (20)–(31) (line 1). Second, we perform the backward Riccati recursion and compute P_i and z_i for $i \in \{1, \dots, N, s\}$ (lines 3–9). Finally, we perform the forward Riccati recursion and compute the Newton directions for all the variables (lines 10–18).

We also summarize Newton's method for the OCP of the switched system in Algorithm 2. We iterate Algorithm 1 and update the solution until the norm of residuals of the optimality conditions (4)–(19) become smaller than a prespecified threshold (ϵ in Algorithm 2). We refer to the l_2 -norm of the residual of the optimality conditions as “Opt. error” in the following sections. After each iteration of the proposed Riccati recursion (line 3), we determine the step size (line 4), for example, by the fraction-to-boundary rule introduced in subsection 3.3, and update all variables (line 5). After updating the solution, we update i_s based on t_s^{k+1} (line 6). Therefore, i_s at iteration $k+1$ can vary from that at iteration k .

Note that the proposed method can be directly applied to the OCP with multiple switches on the horizon. When there are multiple switches on the horizon, we compute the coefficient matrices and residuals in (24)–(30) for each switch in line 1 of Algorithm 1, apply line 6 of Algorithm 1 for each switch in the backward Riccati recursion, and apply line 14 of Algorithm 1 for each switch in the forward Riccati recursion.

The proposed method is in substance a Newton's method for the optimization problem with equality constraints as the standard direct multiple shooting method, and we can similarly discuss the convergence. The difference is that the switching stage, i_s , can change depending on t_s at each iteration, which implies that the problem structure,

$$\begin{bmatrix} -I & Q_{xx,i_s} & Q_{xu,i_s} & A_{i_s}^T & h_{x,i_s} \\ Q_{xu,i_s}^T & Q_{uu,i_s} & B_{i_s}^T & h_{u,i_s} & \\ A_{i_s} & B_{i_s} & f_{i_s} & -I & \\ h_{x,i_s}^T & h_{u,i_s}^T & f_{i_s}^T & -h_{x,s}^T & -h_{u,s}^T & -f_s^T \\ & & -I & -h_{x,s} & Q_{xx,s} & Q_{xu,s} & A_s^T \\ & & & -h_{u,s} & Q_{xu,s}^T & Q_{uu,s} & B_s^T \\ & & & -f_s & A_s & B_s & \\ & & & & & & -I & P_{i_s+1} \end{bmatrix} \begin{bmatrix} \Delta\lambda_{i_s} \\ \Delta x_{i_s} \\ \Delta u_{i_s} \\ \Delta\lambda_s \\ \Delta t_s \\ \Delta x_s \\ \Delta u_s \\ \Delta\lambda_{i_s+1} \\ \Delta x_{i_s+1} \end{bmatrix} = - \begin{bmatrix} \bar{l}_{x,i_s} \\ \bar{l}_{u,i_s} \\ \bar{x}_{i_s} \\ \bar{h}_s \\ \bar{l}_{x,s} \\ \bar{l}_{u,s} \\ \bar{x}_s \\ -z_{i_s+1} \end{bmatrix} \quad (40)$$

Algorithm 1 Computation of Newton direction by the proposed Riccati recursion

Input: Initial state $x(t_0)$ and the current solution $x_0, \dots, x_N, x_s, u_0, \dots, u_{N-1}, u_s, \lambda_0, \dots, \lambda_N, \lambda_s$, and t_s .
Output: Newton directions $\Delta x_0, \dots, \Delta x_N, \Delta x_s, \Delta u_0, \dots, \Delta u_{N-1}, \Delta u_s, \Delta\lambda_0, \dots, \Delta\lambda_N, \Delta\lambda_s$, and Δt_s .
1: Form the linear equations, i.e., compute the coefficient matrices and residuals of (20)–(31).
2: Compute P_N and z_N from (32).
3: **for** $i = N, \dots, i_s + 1$ **do**
4: Compute P_i and z_i from (23)–(37).
5: **end for**
6: Compute P_s, z_s , and P_{i_s} and z_{i_s} from (23)–(37), (43)–(46), and (50)–(56), respectively.
7: **for** $i = i_s - 1, \dots, 0$ **do**
8: Compute P_i and z_i from (23)–(37).
9: **end for**
10: Compute x_0 from (31).
11: **for** $i = 0, \dots, i_s - 1$ **do**
12: Compute $\Delta u_i, \Delta\lambda_i$, and Δx_{i+1} from (38), (39), and (23), respectively.
13: **end for**
14: Compute $\Delta t_s, \Delta u_{i_s}, \Delta\lambda_{i_s}, \Delta x_s, \Delta u_s, \Delta\lambda_s$, and Δx_{i_s+1} , from (57), (48), (39), (29), (41), (47), and (26), respectively.
15: **for** $i = i_s + 1, \dots, N - 1$ **do**
16: Compute $\Delta u_i, \Delta\lambda_i$, and Δx_{i+1} from (38), (39), and (23).
17: **end for**
18: Compute $\Delta\lambda_N$ from (39).

that is, the cost function (2) and equality constraints (4)–(7), can change between the iterations. If i_s does not change, that is, the optimal switching instant t_s satisfies $i_s\Delta\tau < t_s - t_0 < (i_s + 1)\Delta\tau$, and the sequence of the switching instant at each iteration $\{t_s^k\}$ satisfies $i_s\Delta\tau < t_s^k - t_0 < (i_s + 1)\Delta\tau$ for the same i_s with $\alpha = 1$, then the proposed method achieves superlinear or quadratic convergence under Assumption 3.1, for example, by Proposition 5.4.3 of Bertsekas (2016) or Theorem 18.4 of Nocedal and Wright (2006).

4. NUMERICAL EXPERIMENTS

We conducted two numerical experiments to show the effectiveness of the proposed method. The proposed algorithm was written using Julia, and all the experiments were conducted on a laptop with a quad-core CPU Intel Core i7-10510U @1.8 GHz.

Algorithm 2 Newton' method for the OCP of the switched system by the proposed Riccati recursion

Input: Initial state $x(t_0)$, the initial guess of the solution $x_0^0, \dots, x_N^0, x_s^0, u_0^0, \dots, u_{N-1}^0, u_s^0, \lambda_0^0, \dots, \lambda_N^0, \lambda_s^0$, and the termination criteria $\epsilon \geq 0$.
Output: Optimal solution $x_0, \dots, x_N, x_s, u_0, \dots, u_{N-1}, u_s, \lambda_0, \dots, \lambda_N, \lambda_s$, and t_s .
1: Set i_s such that it satisfies $i_s\Delta\tau \leq t_s^0 - t_0 < (i_s + 1)\Delta\tau$.
2: **while** Opt.error $> \epsilon$ **do** (at k -th iteration)
3: Compute the Newton directions $\Delta x_0^k, \dots, \Delta x_N^k, \Delta x_s^k, \Delta u_0^k, \dots, \Delta u_{N-1}^k, \Delta u_s^k, \Delta\lambda_0^k, \dots, \Delta\lambda_N^k, \Delta\lambda_s^k$, and Δt_s^k using **Algorithm 1** based on the current solution.
4: Choose step size α ($0 < \alpha \leq 1$).
5: Update the solution by $x_i^{k+1} \leftarrow x_i^k + \alpha\Delta x_i^k, u_i^{k+1} \leftarrow u_i^k + \alpha\Delta u_i^k, \lambda_i^{k+1} \leftarrow \lambda_i^k + \alpha\Delta\lambda_i^k$, and $t_s^{k+1} \leftarrow t_s^k + \alpha\Delta t_s^k$.
6: Update i_s such that it satisfies $i_s\Delta\tau \leq t_s^{k+1} - t_0 < (i_s + 1)\Delta\tau$.
7: **end while**

4.1 Example 1

The first example is a switched system consisting of two linear subsystems that were treated in Xu and Antsaklis (2004). The dynamics of the subsystems are given by

$$f_1(x, u) = \begin{bmatrix} 0.6 & 1.2 \\ -0.8 & 3.4 \end{bmatrix} \begin{bmatrix} x_1 \\ x_2 \end{bmatrix} + \begin{bmatrix} 1 \\ 1 \end{bmatrix} u$$

and

$$f_2(x, u) = \begin{bmatrix} 4 & 3 \\ -1 & 0 \end{bmatrix} \begin{bmatrix} x_1 \\ x_2 \end{bmatrix} + \begin{bmatrix} 2 \\ -1 \end{bmatrix} u,$$

the terminal cost is given by

$$\varphi_q(x) = \frac{1}{2}(x_1 - x_{\text{ref},1})^2 + \frac{1}{2}(x_2 - x_{\text{ref},2})^2, \quad q \in \{1, 2\},$$

and the stage cost is given by

$$L_q(x, u) = \frac{1}{2}(x_2 - x_{\text{ref},2})^2 + \frac{1}{2}u^2, \quad q \in \{1, 2\},$$

where $t_0 = 0, t_f = 2, x_{\text{ref},1} = 4$, and $x_{\text{ref},2} = 2$. We discretize the continuous-time OCP into $N = 175$ steps. The switching sequence is given by $\sigma = (1, 2)$. The initial state is given by $x(t_0) = [2, 3]^T$, and we set the initial guess of the solution as $x_i = x(t_0)$ for $i \in \{1, \dots, N, s\}$ and $t_1 = 1.0$ [s]. In the step-size selection, we use the fraction-to-boundary rule introduced in subsection 3.3 such that $t_1 \in [t_0, t_f]$.

Figure 1 shows the \log_{10} scaled Opt. error (l_2 -norm of the residual in the optimality conditions (4)–(19)), and the switching instants with respect to the number of Newton iterations, and Fig. 2 shows the optimal state and control input trajectory. As shown in Fig. 1, the proposed method converges after 17 Newton iterations. The two-stage method proposed by Xu and Antsaklis (2004)

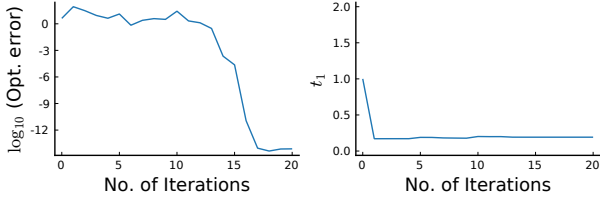


Fig. 1. \log_{10} scaled Opt. error and switching instant t_1 with respect to the iterations of Example 1.

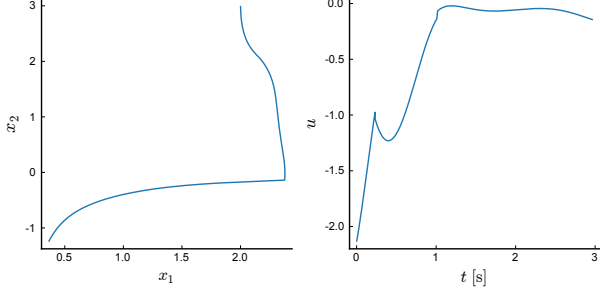


Fig. 2. Optimal state and control input trajectory of Example 1.

also converged after 17 upper-level gradient iterations. However, it took a significantly long computational time (over 30 s using MATLAB on AMD Athlon @4990-MHz) because it solves the continuous-time OCP in the lower-level problem after each upper-level gradient iteration for the switching instants. By contrast, the proposed method required only 1 ms per Newton iteration and 17 ms for the convergence owing to the discretized formulation and the proposed Riccati recursion algorithm. The solution provided by the proposed method is almost identical to the continuous-time counterpart reported in Xu and Antsaklis (2004); for example, the optimal switching instant of the proposed method is 0.1919 [s] and that of Xu and Antsaklis (2004) was 0.1897 [s].

4.2 Example 2

The second example is a switched system consisting of three nonlinear subsystems that were treated in Xu and Antsaklis (2004) and Farshidian et al. (2017). The dynamics of the subsystems are given by

$$\begin{aligned} f_1(x, u) &= \begin{bmatrix} x_1 + u_1 \sin(x_1) \\ -x_2 - u_1 \cos(x_2) \end{bmatrix}, \\ f_2(x, u) &= \begin{bmatrix} x_2 + u_1 \sin(x_2) \\ -x_1 - u_1 \cos(x_1) \end{bmatrix}, \end{aligned}$$

and

$$f_3(x, u) = \begin{bmatrix} -x_1 - u_1 \sin(x_1) \\ x_2 + u_1 \cos(x_2) \end{bmatrix},$$

the terminal cost is given by

$$\varphi_q(x) = \frac{1}{2} \|x - x_{\text{ref}}\|^2, \quad q \in \{q_1, q_2, q_3\},$$

and the stage cost is given by

$$L_q(x, u) = \frac{1}{2} \|x - x_{\text{ref}}\|^2 + \|u\|^2, \quad q \in \{q_1, q_2, q_3\},$$

where $t_0 = 0$, $t_f = 3$, and $x_{\text{ref}} = [1, -1]^T$. We discretize the continuous-time OCP into $N = 220$ steps. The switching sequence is given by $\sigma = (1, 2, 3)$. The initial state is

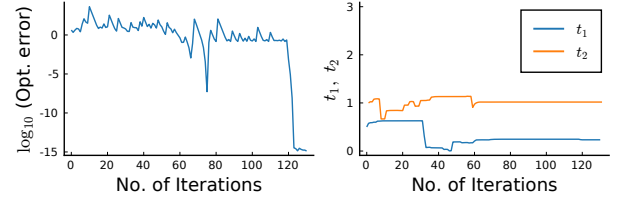


Fig. 3. \log_{10} scaled Opt. error and the switching instants t_1 and t_2 with respect to the iterations of Example 2.

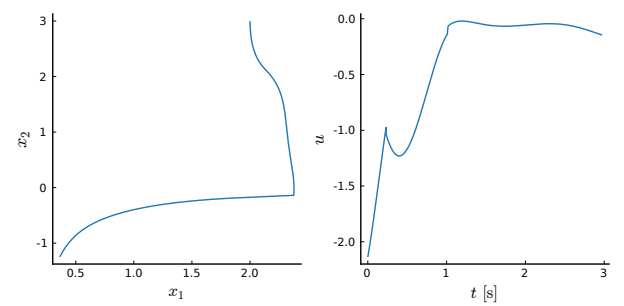


Fig. 4. Optimal state and control input trajectory of Example 2.

given by $x(t_0) = [2, 3]^T$, and the initial guess of the solution is given by $x_i = x(t_0)$, $[t_{1,2}, t_{2,3}] = [0.5, 1.0]$. As in the previous example, we use the fraction-to-boundary rule in subsection 3.3 in the step-size selection such that $t_1, t_2 \in [t_0, t_f]$.

Figure 3 shows the \log_{10} scaled Opt. error and the switching instants with respect to the number of Newton iterations, and Fig. 4 shows the optimal state and control input trajectory. As shown in Fig. 3, the proposed method converges after 125 Newton iterations. The proposed method takes only 1.153 ms per Newton iteration and 140 ms for convergence, which is significantly faster than the existing methods (Xu and Antsaklis (2004) and Farshidian et al. (2017)). Farshidian et al. (2017) reported that the method proposed by Xu and Antsaklis (2004) took 26 s per upper-level gradient iteration and Farshidian et al. (2017) 4.4 s per upper-level gradient iteration on an Intel Core-i7 CPU @2.7 GHz. As in the previous example, the solution provided by the proposed method is almost identical to the continuous-time counterpart reported in Xu and Antsaklis (2004); for example, our results show that $t_1 = 0.2335$ [s] and $t_2 = 1.0179$ [s], and the solution of the continuous time was $t_1 = 0.2262$ [s] and $t_2 = 1.0176$ [s].

A future improvement of the proposed method is globalization. When the initial guess of the switching time is far from the optimal one, the proposed method may diverge or converge to saddle points if we only use the fraction-to-boundary rule in the step-size selection because it is in substance a Newton's method. For example, the proposed method with only the fraction-to-boundary rule for step-size selection converges to a saddle point if we use the initial guess $t_1 = 1.0$ [s] and $t_2 = 2.0$ [s], for which Xu and Antsaklis (2004) and Farshidian et al. (2017) succeeded in convergence to the optimal solution because they used gradient descent with line search for the upper-level problem (optimization of the switching instants for a fixed control input).

5. CONCLUSION

We proposed an efficient algorithm for the OCP of nonlinear switched systems that optimizes the control input and switching instants simultaneously for a given switching sequence. We formulated the OCP based on the direct multiple shooting method with regard to the switching instance as the optimization variable, as well as the state and control input. We derived a linear equation for Newton's method and a Riccati recursion algorithm to solve the linear equation. The computational time of the proposed method scales linearly with respect to the length of the horizon as the standard Riccati recursion (Frison (2016); Nielsen (2017)). We conducted numerical experiments and demonstrated that the proposed method converges with a significantly shorter computational time compared with the previous two-stage methods. As part of our future work, we plan to extend the proposed method to systems with state-dependent switching conditions and state jumps, to model mechanical systems having contacts with the environment (Grizzle et al. (2001); Katayama et al. (2020); Li and Wensing (2020)). Subsequently, we need to extend the proposed algorithm to problems with the pure-state constraints that represent the switching conditions, for example, by using the approach proposed by Sideris and Rodriguez (2011). Future work also includes the globalization of the proposed Newton-type method to avoid divergence or converge to saddle points, even when the initial guess of the solution (especially the initial guess of the switching instant) is far from the optimal solution.

REFERENCES

- Bemporad, A., Borrelli, F., and Morari, M. (2000). Piecewise linear optimal controllers for hybrid systems. In *Proceedings of the 2000 American Control Conference (ACC)*, volume 2, 1190–1194.
- Bertsekas, D.P. (2016). *Nonlinear Programming*. Athena Scientific, 3rd edition.
- Bock, H. and Plitt, K. (1984). A multiple shooting algorithm for direct solution of optimal control problems. In *9th IFAC World Congress*, 1603–1608.
- Borrelli, F., Baotić, M., Bemporad, A., and Morari, M. (2005). Dynamic programming for constrained optimal control of discrete-time linear hybrid systems. *Automatica*, 41(10), 1709 – 1721.
- Bryson, A.E. and Ho, Y.C. (1975). *Applied Optimal Control: Optimization, Estimation, and Control*. CRC Press.
- Diehl, M., Bock, H., and Schlöder, J.P. (2005). A real-time iteration scheme for nonlinear optimization in optimal feedback control. *SIAM J. Control and Optimization*, 43, 1714–1736.
- Farshidian, F., Kamgarpour, M., Pardo, D., and Buchli, J. (2017). Sequential linear quadratic optimal control for nonlinear switched systems. *IFAC-PapersOnLine*, 50(1), 1463 – 1469. 20th IFAC World Congress.
- Frison, G. (2016). *Algorithms and Methods for High-Performance Model Predictive Control*. Ph.D. thesis, Technical University of Denmark.
- Grizzle, J.W., Abba, G., and Plestan, F. (2001). Asymptotically stable walking for biped robots: analysis via systems with impulse effects. *IEEE Transactions on Automatic Control*, 46(1), 51–64.
- Herceg, M., Kvasnica, M., Jones, C.N., and Morari, M. (2013). Multi-parametric toolbox 3.0. In *2013 European Control Conference (ECC)*, 502–510.
- Katayama, S., Doi, M., and Ohtsuka, T. (2020). A moving switching sequence approach for nonlinear model predictive control of switched systems with state-dependent switches and state jumps. *International Journal of Robust and Nonlinear Control*, 30(2), 719–740.
- Kouro, S., Cortes, P., Vargas, R., Ammann, U., and Rodriguez, J. (2009). Model predictive control—a simple and powerful method to control power converters. *IEEE Transactions on Industrial Electronics*, 56(6), 1826–1838.
- Li, H. and Wensing, P.M. (2020). Hybrid systems differential dynamic programming for whole-body motion planning of legged robots. *IEEE Robotics and Automation Letters*, 5(4), 5448–5455.
- Ngo, V., Hofman, T., Steinbuch, M., and Serrarens, A. (2012). Optimal control of the gearshift command for hybrid electric vehicles. *IEEE Transactions on Vehicular Technology*, 61(8), 3531–3543.
- Nielsen, I. (2017). *Structure-Exploiting Numerical Algorithms for Optimal Control*. Ph.D. thesis, Linköping University.
- Nocedal, J. and Wright, S.J. (2006). *Numerical Optimization*. Springer, second edition.
- Sideris, A. and Rodriguez, L.A. (2011). A riccati approach for constrained linear quadratic optimal control. *International Journal of Control*, 84(2), 370–380.
- Wu, G., Sun, J., and Chen, J. (2019). Optimal linear quadratic regulator of switched systems. *IEEE Transactions on Automatic Control*, 64(7), 2898–2904.
- Wächter, A. and Biegler, L. (2006). On the implementation of an interior-point filter line-search algorithm for large-scale nonlinear programming. *Mathematical Programming*, 106, 25–57.
- Xu, X. and Antsaklis, P.J. (2004). Optimal control of switched systems based on parameterization of the switching instants. *IEEE Transactions on Automatic Control*, 49(1), 2–16.