

Reinforcement Learning for Decision-Making and Control in Power Systems: Tutorial, Review, and Vision

Xin Chen, Guannan Qu, Yujie Tang, Steven Low, Na Li

Abstract—With large-scale integration of renewable generation and ubiquitous distributed energy resources (DERs), modern power systems confront a series of new challenges in operation and control, such as growing complexity, increasing uncertainty, and aggravating volatility. While the upside is that more and more data are available owing to the widely-deployed smart meters, smart sensors, and upgraded communication networks. As a result, data-driven control techniques, especially reinforcement learning (RL), have attracted surging attention in recent years. In this paper, we focus on RL and aim to provide a tutorial on various RL techniques and how they can be applied to the decision-making and control in power systems. In particular, we select three key applications, including frequency regulation, voltage control, and energy management, for illustration, and present the typical ways to model and tackle them with RL methods. We conclude by emphasizing two critical issues in the application of RL, i.e., safety and scalability. Several potential future directions are discussed as well.

Index Terms—Reinforcement learning, online decision-making, frequency regulation, voltage control, energy management.

NOMENCLATURE

A. Notations

\mathcal{S}, s	State space, state.
\mathcal{A}, a	Action space, action.
r	Reward.
\mathbb{P}	Transition probability.
$\Delta(\mathcal{A})$	The set of probability distributions over set \mathcal{A} .
\mathcal{N}	$:= \{1, \dots, N\}$, the set of buses in a power network or the set of agents.
\mathcal{E}	$\subseteq \mathcal{N} \times \mathcal{N}$, the set of lines connecting buses.
\mathcal{T}	$:= \{0, 1, \dots, T\}$, the discrete time horizon.
Δt	The time interval in \mathcal{T} .

B. Abbreviations

A3C	Asynchronous Advantaged Actor Critic.
ANN	Artificial Neural Network.
DDPG	Deep Deterministic Policy Gradient.
DER	Distributed Energy Resource.
DP	Dynamic Programming.
(D)RL	(Deep) Reinforcement Learning.
DQN	Deep Q Networks

EMS	Energy Management System.
FR	Frequency Regulation.
LSPI	Least-Squares Policy Iteration.
MDP	Markov Decision Process.
OLTC	On-Load Tap Changing Transformer.
SAC	Soft Actor Critic.
SVC	Static Var (Reactive Power) Compensator.
TD	Temporal Difference.
UCRL	Upper Confidence Reinforcement Learning.

I. INTRODUCTION

ELECTRIC power systems [1] serve to deliver electricity from the generation to the load through transmission and distribution in a reliable and cost-effective manner. Driven by the technological and economic growth and sustainability requirement, power systems are undergoing an evolution towards more intelligent, efficient, resilient systems with more renewable energy. On the one hand, the recent years have witnessed a rapid proliferation of renewable generation and distributed energy resources (DERs), including solar energy, wind power, energy storage, responsive demands, electric vehicles, etc. This revolutionizes the way power is generated and energy is managed with bi-directional power flow and multi-stakeholders. On the other hand, widely-deployed smart meters, upgraded communication networks and data management systems, foster the emergence of Advanced Metering Infrastructures (AMIs) and Wide Area Monitoring Systems (WAMS) [2], which greatly facilitate the real-time monitoring and control of power systems and enable bi-directional information flow. However, new challenges on system operation and control have emerged during the power grid evolution, including

- 1) *Growing complexity*. The deployment of massive DERs and interconnection of regional power grids dramatically increase the complexity of system operation, which make it difficult to obtain accurate system (dynamical) models.
- 2) *Increasing uncertainty*. The large-scale intermittent renewable generation brings significant uncertainty to power injection. While load demand is another main source of uncertainty, especially when involving the interactions with human end-users.
- 3) *Aggravating volatility*. The high penetration of power electronics converter-interfaced devices reduces the system inertia, thus leading to faster dynamics and greater control difficulties. The frequent fluctuations of renewable generation further aggravate the volatility level.

X. Chen, Y. Tang, and N. Li are with the School of Engineering and Applied Sciences, Harvard University, USA. Email: chen_xin@g.harvard.edu, yujietang@seas.harvard.edu, nali@seas.harvard.edu.

G. Qu and S. Low are with Department of Computing and Mathematical Sciences, California Institute of Technology, USA. Email: gqu@caltech.edu, slow@caltech.edu.

In face of these challenges, advanced decision-making and control techniques are necessitated to warrant the reliable and efficient operation of modern power grids. In particular, reinforcement learning (RL) [3] is a prominent machine learning paradigm that is concerned with how agents take sequential actions in an uncertain interactive environment and learn from the received feedback to optimize a certain performance. Leveraging artificial neural networks (ANNs) for function approximation, deep RL (DRL) [4] is further developed to solve large-scale online decision problems. The most appealing virtue of (D)RL is *model-free*, i.e., it makes decisions without explicitly estimating the underlying models. Therefore (D)RL has the potential to capture hard-to-model dynamics and could outperform model-based methods in highly complex tasks. Moreover, the data-driven nature of (D)RL allows it to adapt to real-time observations and perform well in uncertain dynamical environments. The past decade has witnessed great success of (D)RL in a broad spectrum of applications, such as playing games [5], robotics [6], autonomous driving [7], clinical trials [8], and etc.

Meanwhile, the application of RL in power system operation and control has attracted surging attention [9], [10], which can be reflected by the rapidly increasing related literature. The RL-based decision-making mechanisms are expected to compensate the limitations of existing model-based approaches, and thus are promising to deal with the emerging challenges described above. However, this is an interdisciplinary subject that spans the machine learning community and the power system community. To this end, we provide a tutorial on RL based decision-making and control in power systems here. Our aim is to make a clear exposition of various RL terminologies and elaborate how RL can be applied in the field of power systems, as well as a discussion on critical issues.

In the remainder of this paper, Section II presents a comprehensive overview of the RL fundamentals and its state-of-the-art techniques. In Section III, we select three critical applications in power system, i.e., *frequency regulation*, *voltage control*, and *energy management*, to review how existing literature uses RL in these applications. Paradigmatic mathematical models are provided for illustration as well. Section IV summarizes two key issues in applying RL to solve power system problems, i.e., safety and scalability, and discusses several potential future directions. At last, we draw the conclusions in Section V.

II. PRELIMINARIES ON REINFORCEMENT LEARNING

This section provides a brief tutorial on the RL methodology. Firstly, we set up the RL problem formulation and some key concepts, such as Q -function and the Bellman (Optimality) Equation. Then two categories of classical RL algorithms, i.e., value-based and policy-based, are introduced. With these fundamentals in place, we next present several state-of-the-art RL techniques, involving DRL, deterministic policy gradient, modern actor-critic methods, multi-agent RL, and etc. The overall structure of RL methodology with related literature is illustrated as Figure 1.

A. Fundamentals of Reinforcement Learning

RL is a branch of machine learning concerned with how an agent makes sequential decisions in an uncertain **environment** to maximize the cumulative reward. Mathematically, the decision-making problem is modeled as Markov Decision Processes (MDPs), which are defined by **state** space \mathcal{S} , **action** space \mathcal{A} , the transition probability function $\mathbb{P}(\cdot|s, a) : \mathcal{S} \times \mathcal{A} \rightarrow \Delta(\mathcal{S})$ that maps a state-action pair $(s, a) \in \mathcal{S} \times \mathcal{A}$ to a distribution on the state space, and lastly the **reward** function $r(s, a) : \mathcal{S} \times \mathcal{A} \rightarrow \mathbb{R}$. The state space \mathcal{S} and action space \mathcal{A} can be either discrete or continuous. For the sake of discussion, here we focus on the discrete case.

As illustrated in Figure 2, in a MDP problem, the environment starts with an initial state $s_0 \in \mathcal{S}$. At each time $t = \{0, 1, \dots\}$, given current state $s_t \in \mathcal{S}$, the agent chooses action $a_t \in \mathcal{A}$ and receives reward $r(s_t, a_t)$ that depends on the current state-action pair (s_t, a_t) , after which the next state s_{t+1} is randomly generated from the transition probability $\mathbb{P}(s_{t+1}|s_t, a_t)$. A **policy** $\pi(a|s) \in \Delta(\mathcal{A})$ for the agent is a map from the state s to a distribution on the action space \mathcal{A} , which provides a rule on what action to take given a certain state s .¹ The agent aims to find an optimal policy π^* that maximizes the expected infinite horizon discounted reward $J(\pi)$:

$$\pi^* \in \arg \max_{\pi} J(\pi) = \mathbb{E}_{s_0 \sim \mu_0} \mathbb{E}_{\pi} \sum_{t=0}^{\infty} \gamma^t r(s_t, a_t), \quad (1)$$

where the first expectation means that s_0 is drawn from an initial state distribution μ_0 , and the second expectation means that the action a_t is taken according to policy $\pi(\cdot|s_t)$. Parameter $\gamma \in (0, 1)$ is the discounting factor that penalizes the rewards in the future.

In the MDP framework, the so-called “**model**” specifically refers to the reward function r and the transition probability \mathbb{P} . Accordingly, it leads to two different problem settings:

- *When the model is known*, one can directly solve for the optimal policy π^* by Dynamic Programming (DP) [11].
- *When the model is unknown*, the agent learns the optimal policy π^* based on the past observations from interactions with the environment, which is the problem of RL.

Since DP lays the foundation for RL algorithms, we firstly consider the case with known model information and introduce the basic ideas to find the optimal policy π^* with respect to (1). The crux is the concept of Q -function together with the *Bellman Equation*. The Q -function $Q_{\pi} : \mathcal{S} \times \mathcal{A} \rightarrow \mathbb{R}$ for a given policy π is defined as

$$Q_{\pi}(s, a) = \mathbb{E}_{\pi} \left[\sum_{t=0}^{\infty} \gamma^t r(s_t, a_t) | s_0 = s, a_0 = a \right], \quad (2)$$

which is the expected cumulative reward when the initial state is s , the initial action is a , and all the subsequent actions are chosen according to policy π . The Q -function Q_{π} satisfies the following Bellman Equation: $\forall (s, a) \in \mathcal{S} \times \mathcal{A}$,

$$Q_{\pi}(s, a) = r(s, a) + \gamma \mathbb{E}_{s' \sim \mathbb{P}(\cdot|s, a), a' \sim \pi(\cdot|s')} Q_{\pi}(s', a'), \quad (3)$$

¹ $a \sim \pi(\cdot|s)$ is a stochastic policy, and it becomes a deterministic policy $a = \pi(s)$ when the probability distribution $\pi(\cdot|s)$ is a singleton for all s .

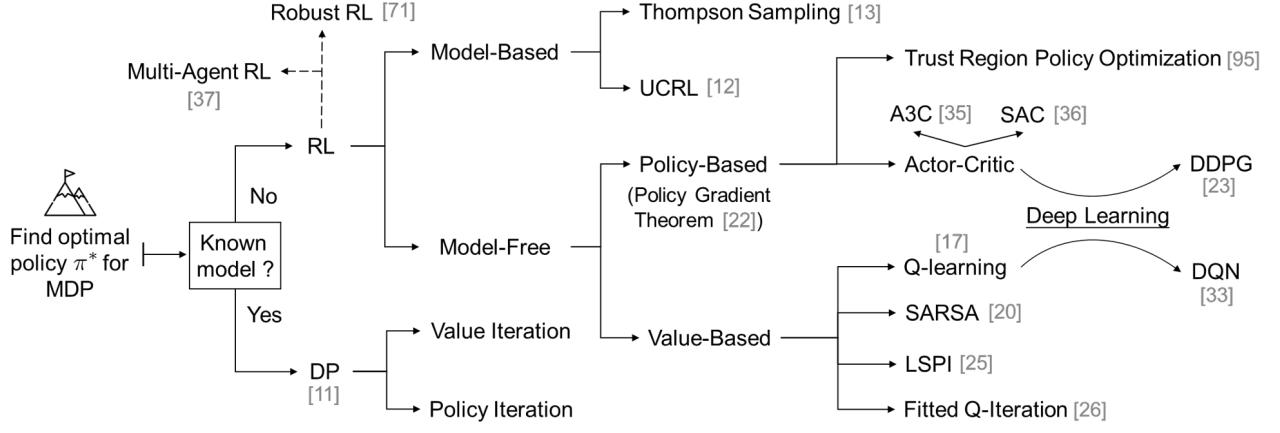


Fig. 1. Structure of the RL methodology with related literature.

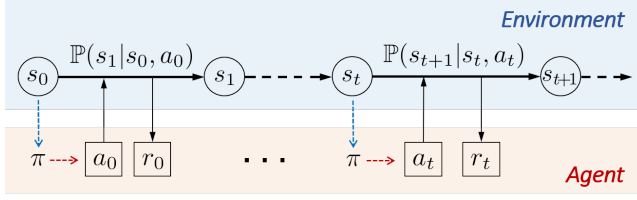


Fig. 2. Illustration of a Markov Decision Process.

where the expectation denotes that the next state s' is drawn from $\mathbb{P}(\cdot|s, a)$, and the next action a' is drawn from $\pi(\cdot|s')$. Here, it is helpful to think of the Q -function as a large table or vector filled with Q -values $Q_\pi(s, a)$. And Bellman Equation (3) indicates a recursive relation that each Q -value equals to the immediate reward plus the discounted future value. The task that computes the Q -function for a given policy π is called *policy evaluation*, which can be done by simply solving a set of linear equations when the model, i.e., \mathbb{P} and r , is known.

In terms of the optimal policy π^* for (1), its Q -function is called *optimal Q -function* and denoted as Q^* . The key to find π^* is that the optimal Q -function must be the unique solution to the *Bellman Optimality Equation* (4): $\forall (s, a) \in \mathcal{S} \times \mathcal{A}$,

$$Q^*(s, a) = r(s, a) + \gamma \mathbb{E}_{s' \sim \mathbb{P}(\cdot|s, a)} \max_{a' \in \mathcal{A}} Q^*(s', a'). \quad (4)$$

Interested readers are referred to textbook [11, Sec. 1.2] on why this is true. Based on the Bellman Optimality Equation (4), the optimal Q -function Q^* and optimal policy π^* can be solved using DP or linear programming [11, Sec. 2.4]. Two classic DP algorithms are *policy iteration* and *value iteration*, and see [3, Chapter 4] for details.

B. Classical Reinforcement Learning Algorithms

This subsection considers the RL setting when the environment model is unknown, and presents classical RL algorithms for finding the optimal policy π^* . Model-free RL algorithms²

²There are also model-based RL algorithms, e.g., Upper Confidence RL [12] and Thompson sampling [13], which online estimate the environment model from the past observations and make decisions based on the model.

are mainly categorized into two types: *value-based* and *policy-based*. Generally, for modest-scale RL problems with finite state/action space, value-based methods are preferred as they do not assume a policy class and have strong convergence guarantee. In contrast, policy-based methods are more efficient for problems with high dimension or continuous action/state space. But they are known to suffer from various convergence issues, e.g., local optimum, high variance, etc.

Before presenting these two types of RL algorithms, we introduce a key algorithm, **Temporal-Difference** (TD) learning [14], for policy evaluation without knowing the model. TD learning is central to both value-based and policy-based RL algorithms. It learns the Q -function Q_π for a given policy π from episodes of experience. Here, an “episode” refers to a state-action-reward trajectory over time $(s_0, a_0, r_0, s_1, a_1, r_1, \dots)$ until terminated. Specifically, TD learning maintains a Q -function $Q(s, a)$ for all state-action pairs $(s, a) \in \mathcal{S} \times \mathcal{A}$ and updates it upon a new observation (r_t, s_{t+1}, a_{t+1}) by

$$Q(s_t, a_t) \leftarrow Q(s_t, a_t) + \alpha(r_t + \gamma Q(s_{t+1}, a_{t+1}) - Q(s_t, a_t)), \quad (5)$$

where α is the step size. Readers might observe that the second term in (5) is very similar to the Bellman Equation (3), which is exactly the rationale behind TD learning. Essentially, TD learning (5) is a stochastic approximation scheme for solving the Bellman Equation (3) [15], and can be shown to converge to the true Q_π under mild assumptions [14], [16].

1) *Value-based RL algorithms* directly learn the optimal Q -function Q^* , whilst the optimal (deterministic) policy π^* is a secondary product that can be retrieved by acting greedily, i.e., $\pi^*(s) = \arg \max_{a \in \mathcal{A}} Q^*(s, a)$. Among many, **Q-learning** [17], [18] is perhaps the most popular value-based RL algorithm. Similar to TD-learning, Q -learning maintains a Q -function and updates it towards the optimal Q -function based on episodes of experience. Specifically, at each time t , given current state s_t , the agent chooses action a_t according to a certain behavior policy.³ Upon observing the outcome

³Such a behavior policy, also called exploratory policy, can be arbitrary as long as it visits all the states and actions sufficiently often.

(r_t, s_{t+1}) , Q -learning updates the Q -function by

$$Q(s_t, a_t) \leftarrow Q(s_t, a_t) + \alpha(r_t + \gamma \max_{a' \in \mathcal{A}} Q(s_{t+1}, a') - Q(s_t, a_t)). \quad (6)$$

The rationale behind is that Q -learning algorithm (6) is essentially a stochastic approximation scheme for solving the Bellman Optimality Equation (4), and it can be shown to converge to Q^* under mild assumptions [18], [19].

Besides, SARSA⁴ [20] is another classical value-based RL algorithm, whose name comes from the experience sequence $(s_t, a_t, r_t, s_{t+1}, a_{t+1})$. SARSA is actually an *on-policy* variant of Q -learning. The major difference is that SARSA takes actions according to the target policy (typically ϵ -greedy based on the current Q -function) rather than any arbitrary behavior policy in Q -learning. The comparison between “on-policy” and “off-policy” is discussed with the following remark.

Remark 1. (On-Policy vs. Off-Policy). On-policy RL methods continuously improve a policy (called target policy) and implement this policy to generate episodes for algorithm training. In contrast, off-policy RL methods learn a target policy based on the episodes generated by a different policy (called behavior policy) rather than the target policy itself. In short, “on” and “off” indicate whether the training samples are generated by following the target policy or not. For example, Q -learning is an off-policy method as the episodes used in training can be produced by any policies, while the actor-critic algorithm described below is on-policy.⁵ For power system applications, off-policy RL is quite appealing because huge amount of real operational data that are generated by existing controllers can be used and it is relatively easier to provide safety guarantee because of the flexibility in choosing the behavior policy.

2) *Policy-based RL algorithms* restrict the optimal policy search to a policy class that is parameterized as π_θ with parameter $\theta \in \Theta \subset \mathbb{R}^K$. With this parameterization, the objective (1) can be rewritten as a function of the policy parameter, i.e., $J(\theta)$, and the RL problem is reformulated as an optimization problem (7) to find the optimal θ^* :

$$\theta^* \in \arg \max_{\theta \in \Theta} J(\theta). \quad (7)$$

To solve (7), a straightforward idea is to employ the gradient ascent method, i.e., $\theta \leftarrow \theta + \eta \nabla J(\theta)$, where η is the step size. However, computing the gradient $\nabla J(\theta)$ was supposed to be intrinsically hard as the environment model is unknown. *Policy Gradient Theorem* [22] is a big breakthrough in addressing the gradient computation issue. This theorem shows that the policy gradient $\nabla J(\theta)$ can be simply expressed as

$$\nabla J(\theta) = \sum_{s \in \mathcal{S}} \mu_\theta(s) \sum_{a \in \mathcal{A}} \pi_\theta(a|s) Q_{\pi_\theta}(s, a) \nabla_\theta \ln \pi_\theta(a|s). \quad (8)$$

Here, $\mu_\theta(s) \in \Delta(\mathcal{S})$ is the on-policy state distribution [3, Chapter 9.2], which denotes the fraction of time steps spent in each state $s \in \mathcal{S}$. Expression (8) is for a stochastic policy $a \sim \pi_\theta(\cdot|s)$, while the version of policy gradient theorem for a deterministic policy $a = \pi_\theta(s)$ [23] will be discussed later.

The policy gradient theorem provides a pathway to estimate the gradient $\nabla J(\theta)$, which lays the foundation for policy-based RL algorithms. In particular, the **actor-critic** algorithm is a prominent and widely used architecture based on policy gradient. It consists of two eponymous components: 1) the “critic” is in charge of estimating the Q -function $Q_{\pi_\theta}(s, a)$, and 2) the “actor” conducts the gradient ascent step based on (8). An illustrative actor-critic example is given by the following iterative scheme:

- 1) Given state s , take action $a \sim \pi_\theta(a|s)$, then observe the reward r and next state s' ;
- 2) (Critic) Update Q -function $Q_{\pi_\theta}(s, a)$ by TD learning;
- 3) (Actor) Update policy parameter θ by

$$\theta \leftarrow \theta + \eta Q_{\pi_\theta}(s, a) \nabla_\theta \ln \pi_\theta(a|s); \quad (9)$$

- 4) $s \leftarrow s'$. Go to step 1) and repeat.

Note that there are many variants of the actor-critic method with different implementation manners, e.g., how s is sampled from $\mu_\theta(s)$, how Q -function is updated, etc. See [3, Chapter 13] for detailed introduction.

We emphasize that the algorithms introduced above are far from the complete set of RL methods and it is impossible for us to exhaust them. In next subsections, we will introduce the state-of-the-art modern (D)RL techniques that are widely used in complex control tasks, especially for power system applications. At last, we close this subsection with the following two crucial remarks.

Remark 2. (Exploration vs. Exploitation). A fundamental problem faced by the RL algorithms is the dilemma between exploration and exploitation. Good performance requires taking actions in an adaptive way that strikes an effective balance between 1) exploring poorly-understood actions to gather new information that may improve future reward and 2) exploiting what is known for decisions to maximize immediate reward. Generally, it is natural to achieve exploitation with the goal of reward maximization, while different RL algorithms encourage exploration in different ways. For on-policy value-based RL algorithms, ϵ -greedy is commonly utilized with a probability of ϵ to explore random actions. In policy-based methods, the exploration is usually realized by adding random perturbation to the actions or adopting a stochastic policy.

Remark 3. (Online RL vs. Batch RL). The algorithms introduced above are referred as “online RL” that takes actions and updates the policies simultaneously. In contrast, there is another type of RL called “batch RL” [24], which decouples the sample data collection and policy training. Specifically, batch RL collects a set of episodes of experience that are generated by any behavior policies, then fits the optimal Q -function or optimizes the target policy fully based on this sample dataset. To encourage exploration, batch RL typically iterates between exploratory sample collection and policy learning prior to application. The advantages of batch RL lie in the stability and data-efficiency of the learning process. The representatives of batch RL algorithms include Least-Squares Policy Iteration (LSPI) [25], Fitted Q -Iteration [26], etc.

⁴In some literature, SARSA is also called Q -learning.

⁵There are also off-policy variants, e.g., [21], of the actor-critic algorithm.

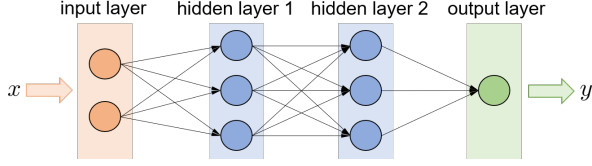


Fig. 3. Illustration of a regular three-layer feed-forward ANN.

C. Fundamentals of Deep Learning

This subsection presents the fundamentals of deep learning to set the stage for the introduction of DRL. Deep learning refers to the machine learning technique that models with large and deep ANNs. The history of ANN dates back to 1940s [27], and it has received tremendous interests in the past decade due to the booming of data technology and computing power, which allows efficient training of wider and deeper ANNs. Essentially, ANN is an universal parameterized mapping $y = \text{NN}(x; w)$ from the input features x to the outputs y with the parameters w . As illustrated in Figure 3, an input feature vector x is taken in by the input layer, then is processed through a series of hidden layers, and becomes the output vector y . Each hidden layer consists of a number of neurons that are the activation functions, e.g. linear, ReLU, or sigmoid [28]. Based on a sample dataset $(x^i, y^i)_{i=1, \dots, n}$, the parameter w can be optimized via regression. A landmark in training ANNs is the discovery of the *back-propagation* method, which offers an efficient way to compute the gradient of the loss function over w [29]. Nevertheless, it is pretty tricky to train large-scale ANNs in practice, and article [29] provides an overview of the optimization algorithms and theory for training ANNs. Three typical classes of ANNs with different architectures are introduced below. See book [30] for details.

1) *Convolutional Neural Networks (CNNs)* are feed-forward neural networks and specialize in pattern detection, which are powerful for image analysis and computer vision tasks. The convolutional hidden layers are the basis at the heart of a CNN, where each neuron defines a small kernel (or filter) matrix and performs a convolution operation between the input matrix and its own kernel matrix.

2) *Recurrent Neural Networks (RNNs)* specialize in processing long sequential inputs and tackling tasks with context spreading over time by leveraging a recurrent structure. Hence RNNs achieve great success in the applications such as speech recognition and machine translation. RNNs process an input sequence one element at a time, and maintain in their hidden units a state vector that implicitly contains historical information about the past elements. Among many variants, long-short term memory (LSTM) network [31] is a special RNN that excels at handling long-term and short-term dependencies.

3) *Autoencoders* [32] are used to obtain a low-dimensional representation of high-dimensional inputs, which is similar to what principal components analysis (PCA) does but more general. An autoencoder is trained to learn an approximation function $y = \text{NN}(x; w) \approx x$ with an hourglass-shape network structure. The bottleneck layers have very few neurons and thus force to form a compressed representation of the inputs.

D. Deep Reinforcement Learning

For many practical problems, the state and action spaces are large or continuous, together with complex system dynamics. As a result, it is intractable for value-based RL to compute or store a gigantic Q -value table for all state-action pairs. To deal with this issue, *function approximation* methods are developed to approximate the Q -function with some parameterized function classes, such as linear function or polynomial function. As for policy-based RL, finding a capable policy class to achieve optimal control is also nontrivial in high-dimensional complex tasks. Driven by the advances of deep learning, DRL that leverages ANNs for function approximation or policy parameterization is becoming increasingly popular. Specifically, DRL can use ANNs to 1) approximate the Q -function with a Q -network $\hat{Q}_w(s, a) := \text{NN}(s, a; w)$, and 2) parameterize the policy with the policy network $\pi_\theta(a|s) := \text{NN}(a|s; \theta)$. We elaborate these two usages as follows.

1) *Q-Function Approximation*. Q -network can be used to approximate the Q -function in TD learning (5) and Q -learning (6). For TD learning, the parameter w is updated by

$$w \leftarrow w - \alpha \left[r_t + \gamma \hat{Q}_w(s_{t+1}, a_{t+1}) - \hat{Q}_w(s_t, a_t) \right] \nabla_w \hat{Q}_w(s_t, a_t), \quad (10)$$

where the gradient $\nabla_w \hat{Q}_w(s_t, a_t)$ can be calculated efficiently using the back-propagation method. As for Q -learning, however, it is known that adopting a nonlinear function, such as a ANN, for approximation may cause instability and divergence issues in the training process. To this end, **Deep Q-Network (DQN)** [33] is developed and greatly improves the training stability of Q -learning with the following two tricks:

- *Experience Replay*. Distinguished from the classical Q -learning that runs on consecutive episodes, Deep Q -Network stores all the transition experiences $e := (s, a, r, s')$ in a database \mathcal{D} called “replay buffer”. At each step, a batch of transition experiences is randomly sampled from the replay buffer \mathcal{D} for Q -learning update. This can enhance the data efficiency by recycling previous experiences and reduce the variance of learning updates. More importantly, sampling uniformly from the replay buffer breaks the temporal correlations that jeopardize the training process, and thus improves the stability and convergence of Q -learning.

- *Target Network*. The other trick is the introduction of the target network $\hat{Q}_{\hat{w}}(s, a)$ with parameter \hat{w} , which is a clone of the Q -network $\hat{Q}_w(s, a)$, while its parameter \hat{w} is kept frozen and only gets updated periodically. Specifically, with a batch of transition experiences $(s_i, a_i, r_i, s'_i)_{i=1}^n$ sampled from the replay buffer, the Q -network $\hat{Q}_w(s, a)$ is updated by solving

$$w \leftarrow \arg \min_w \sum_{i=1}^n \left(r_i + \gamma \max_{a'} \hat{Q}_{\hat{w}}(s'_i, a') - \hat{Q}_w(s_i, a_i) \right)^2. \quad (11)$$

The optimization (11) can be viewed as finding the optimal Q -network $\hat{Q}_w(s, a)$ that approximately solves the Bellman Optimality Equation (4). Whilst the critical difference is that the target network $\hat{Q}_{\hat{w}}$ with parameter \hat{w} instead of \hat{Q}_w is used to compute the maximization over a' in (11). After a fixed number of updates above, the target network $\hat{Q}_{\hat{w}}(s, a)$

is renewed by replacing \hat{w} with the latest learned w . This trick can mitigate the training instability as the short-term oscillations are circumvented. See [34] for more details.

2) *Policy Parameterization*. Due to the powerful generalization capability, ANNs are widely used to parameterize control policies, especially when the state and action spaces are continuous. The resultant policy network $\text{NN}(a|s; \theta)$ takes in states as the input and outputs the probability of action selection. In actor-critic methods, it is common to adopt both the Q -network $\text{NN}(s, a; w)$ and the policy network $\text{NN}(a|s; \theta)$ simultaneously, where the “actor” updates θ according to (9) and the “critic” updates w according to (10). And the back-propagation method [29] can be used to compute the gradient of ANNs efficiently.

E. Other Modern Reinforcement Learning Techniques

This subsection summarizes several state-of-the-art modern RL techniques that are widely used in complex tasks.

1) *Deterministic Policy Gradient*: The RL algorithms described above focus on stochastic policies $a \sim \pi_\theta(\cdot|s)$, while deterministic policies $a = \pi_\theta(s)$ are more desired for many real-world control problems with continuous state and action spaces. On the one hand, deterministic policies match the practical control architectures, e.g., in power system applications. On the other hand, a deterministic policy is more sample-efficient as its policy gradient only integrates over the state space, whereas a stochastic policy gradient integrates over both state and action spaces. Similarly, there is a *Deterministic Policy Gradient Theorem* [23] showing that the policy gradient for a deterministic policy $\pi_\theta(s)$ can be simply expressed as

$$\nabla J(\theta) = \mathbb{E}_{s \sim \mu_\theta(\cdot)} \nabla_a Q_{\pi_\theta}(s, a)|_{a=\pi_\theta(s)} \nabla_\theta \pi_\theta(s). \quad (12)$$

Correspondingly, the “actor” in the actor-critic algorithm can update the parameter θ by

$$\theta \leftarrow \theta + \eta \nabla_a Q_{\pi_\theta}(s, a)|_{a=\pi_\theta(s)} \nabla_\theta \pi_\theta(s). \quad (13)$$

One major issue regarding a deterministic policy is the lack of exploration owing to the determinacy of action selection. To encourage exploration, it is common to perturb the deterministic policy with exploration noises, e.g., adding a Gaussian noise ξ with $a = \pi_\theta(s) + \xi$, for execution.

2) *Modern Actor-Critic Methods*: Although achieving great success in many complex tasks, the actor-critic methods are known to suffer from various problems, such as high variance, slow convergence, sub-optimal, local optimum, etc. Therefore, many variants have been developed to improve the performance of actor-critic, and we list some of them as follows.

- *Advantaged Actor-Critic* [3, Chapter 13.4]: The *advantage function*, $A(s, a) = Q_{\pi_\theta}(s, a) - \text{baseline}$, i.e., the Q -function subtracted by a baseline, is introduced to replace $Q_{\pi_\theta}(s, a)$ in the “actor” update, e.g., (9). One common choice for the baseline is an estimate of the state value function $V(s)$. This modification can significantly reduce the variance of the policy gradient estimate without changing the expectation.

- *Asynchronous Actor-Critic* [35] presents an asynchronous variant with parallel training to enhance sample efficiency and training stability. In this method, multiple actors are trained

in parallel with different exploration policies, then the global parameters get updated based on all the learning results and synchronized to each actor.

- *Soft Actor-Critic* (SAC) [36] with stochastic policies is an off-policy deep actor-critic algorithm based on the maximum entropy RL framework, which adds an entropy term of the policy $\mathcal{H}(\pi_\theta(\cdot|s_t))$ to objective (1) to encourage exploration.

3) *Multi-Agent RL*: Many tasks of the power system control involve the coordination over multiple agents. For example, in frequency regulation, each generator can be treated as an individual agent that makes its own generation decisions, while the frequency dynamics is jointly determined by all power injections. Thus the *multi-agent RL* framework is necessitated. Multi-agent RL considers a set of agents \mathcal{N} interacting with the same environment and sharing a common state $s \in \mathcal{S}$. At each time t , each agent $i \in \mathcal{N}$ takes its own action $a_t^i \in \mathcal{A}_i$ given the current state $s_t \in \mathcal{S}$, and receives the reward $r^i(s_t, (a_t^i)_{i \in \mathcal{N}})$, then the system state evolves to s_{t+1} based on $(a_t^i)_{i \in \mathcal{N}}$. Multi-agent RL is an active and challenging research area with many unsolved problems. An overview on related theories and algorithms is provided in [37]. In particular, the decentralized (distributed) multi-agent RL attracts a great deal of attention for power system applications. A popular variant is that each agent i adopts a policy $a^i = \pi_{i, \theta_i}(o^i)$ with its parameter θ_i , which determines the action a^i based on local observation o^i (e.g., local voltage or frequency of bus i). This method allows for decentralized implementation as the policy π_{i, θ_i} for each agent only needs local observations, but it still requires centralized training since the system state transition relies on the actions of all agents.

Remark 4. Although the RL techniques above are discussed separately, they can be integrated for a single problem to achieve better performance. For instance, one may apply the multi-agent actor-critic framework with deterministic policies, adopt ANNs to parameterize the Q -function and the policy, and use the advantage function for actor update. Accordingly, the resultant algorithm is usually named after the combination of key words, e.g., deep deterministic policy gradient (DDPG), asynchronous advantaged actor-critic (A3C), etc.

III. APPLICATIONS OF RL IN POWER SYSTEMS

Throughout the past decades, tremendous efforts have been devoted to improving the modeling of power systems. Consequently, the schemes based on (optimal) power flow techniques and precise modeling of various electric facilities are standard for the control and optimization of power systems. However, the large-scale integration of renewable generation and DERs significantly aggravates the complexity, uncertainty, and volatility of power grid operation. It becomes increasingly arduous to procure accurate system models and power injection predictions, challenging the traditional model-driven approaches. Hence, model-free RL based methodology becomes an appealing alternative. As illustrated in Figure 4, the RL based schemes relieve the need of accurate system models, and learn control policies based on data collected from real system operations or high-fidelity simulators, whereas the

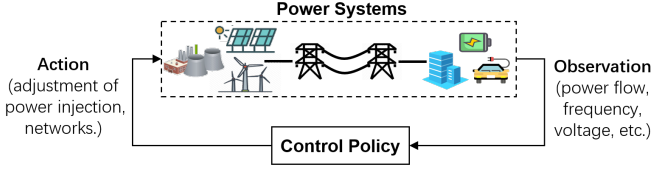


Fig. 4. RL schemes for the control and decision-making in power systems.

underlying physical models and dynamics of power systems are regarded as the uncertain and unknown environment.

For power system operation, frequency level and voltage profile are the two most critical indicators of system operating status, whilst reliable and efficient energy management is the core task. Accordingly, in this section, we focus on the three key applications, i.e., *frequency regulation*, *voltage control*, and *energy management*, and review the recent work that applies RL to them. Frequency regulation and voltage control are fast time-scale control problems, while energy management is a slower time-scale decision-making problem. For each of these applications, we summarize the related literature with a table (see Table I, II, III), and elaborate how to formulate them as RL problems and the solution schemes. The emerging challenges and potential future directions are also discussed.

A. Frequency Regulation

Frequency regulation (FR) is to maintain the power system frequency closely around its nominal value, e.g. 50 Hz or 60 Hz, through balancing power generation and load demand. Conventionally, three generation control mechanisms are performed at different timescales to achieve fast response and economical efficiency [38], including the primary FR (droop control), secondary FR (automatic generation control (AGC)), and tertiary FR (economic dispatch). To address the absence of accurate system models and improve the online adaptivity of controllers, a number of recent works [39]–[52] leverage model-free RL techniques for FR mechanism design. We summarize the recent related literature in Table I, and most of them focus on multi-area AGC and FR in microgrids. In the follows, we present the typical ways of applying RL to FR, involving the definitions of environment, state and action, the reward design, and the control policy learning.

1) *Environment, State and Action*: The system frequency dynamics in a power network can be expressed as (14):

$$\frac{ds}{dt} = f(s, \Delta P_M, \Delta P_L), \quad (14)$$

where $s := ((\Delta\omega_i)_{i \in \mathcal{N}}, (\Delta P_{ij})_{i,j \in \mathcal{E}})$ denotes the system *state*, including the frequency deviation $\Delta\omega_i$ at each bus i and the power flow deviation ΔP_{ij} from bus i to j (away from the nominal values). $\Delta P_M := (\Delta P_i^M)_{i \in \mathcal{N}}$, $\Delta P_L := (\Delta P_i^L)_{i \in \mathcal{N}}$ capture the deviations of generator mechanical power and other net power injections, respectively. The governor-turbine control model [53] of a generator can be formulated as the time differential equation (15):

$$\frac{d\Delta P_i^M}{dt} = g_i(\Delta P_i^M, \Delta\omega_i, P_i^C), \quad i \in \mathcal{N}, \quad (15)$$

where P_i^C is the generation control command. A widely used linearized version of (14) and (15) is provided in Appendix A. However, the real-world frequency dynamics (14) and generation control model (15) are highly nonlinear and complex. This greatly motivates the usage of model-free RL methods, since the underlying physical models (14) and (15), together with the operational constraints, are simply treated as the *environment* in the RL setting. Nevertheless, approximate system models are often established to serve as the training simulators. Besides, the continuous-time system dynamics are generally discretized with the discrete-time horizon \mathcal{T} to fit the RL framework, and the time interval Δt depends on the practical sampling or control period.

When controlling generators for FR, the *action* is defined as the aggregation of the generation control commands with $\mathbf{a} := (P_i^C)_{i \in \mathcal{N}}$. The corresponding action space is continuous in nature but could get discretized in Q -learning based FR schemes [44], [51]. Besides, when other power injections (captured by ΔP_L), such as controllable loads, electric vehicles, energy storage, wind turbines, etc., are considered for FR [42], [43], they can also be included in the action \mathbf{a} .

2) *Reward Design*: The design of reward function plays a crucial role in successful RL application. However, there is no general rules to follow, but one principle is to effectively reflect the control goal. For multi-area AGC task,⁶ it aims to restore the frequency and tie-line power flow to the nominal values after disturbances. Accordingly, the *reward* at time $t \in \mathcal{T}$ can be defined as the minus of frequency deviation and tie-line flow deviation, e.g., the square sum form (16) [40]:

$$r(t) = -\Delta t \cdot \sum_{i \in \mathcal{N}} \left((\beta_i \Delta\omega_i(t))^2 + \left(\sum_{j:ij \in \mathcal{E}} \Delta P_{ij}(t) \right)^2 \right), \quad (16)$$

where β_i is the frequency bias factor. If the goal is only to restore the system frequency, the term related to tie-line power flow can be removed from (16). Besides, the exponential function [54], absolute value function [41], and other sophisticated reward functions involving the cost of generation change and penalty for large frequency deviation [41], are used as well.

3) *Policy Learning*: Since the system states may not be fully observable in practice, the RL control policy is generally defined as a map $\mathbf{a}(t) = \pi(\mathbf{o}(t))$ from the available measurement observations \mathbf{o} to the action \mathbf{a} instead. The following two steps are critical to effectively learn a good control policy.

- *Select effective observation*. Multi-area AGC conventionally operates based on the area control error (ACE) signal, which is defined as $ACE_i = \beta_i \Delta\omega_i + \sum_{j:ij \in \mathcal{E}} \Delta P_{ij}$ with a weighting parameter β_i . Accordingly, the proportional, integral, and derivative (PID) counterparts of the ACE signal, i.e., $(ACE_i(t), \int ACE_i(t) dt, \frac{dACE_i(t)}{dt})$, are adopted as the observation in [40]. Other measurements, such as the power injection deviations ΔP_i^M , ΔP_i^L , could also be included in the observation [41], [51]. In particular, reference [46] applies the

⁶For multi-area AGC problem, each control area is generally aggregated and characterised by a single governor-turbine model (15). While the control actions for an individual generator within this area are allocated based on its participation factor. Thus each bus i represents an aggregate control area, and ΔP_{ij} is the deviation of tie-line power interchange from area i to area j .

TABLE I
LITERATURE SUMMARY ON LEARNING FOR FREQUENCY REGULATION.

Reference	Problem	State/Action Space	Algorithm	Policy Class	Key Features
Yan et al. 2020 [40]	Multi-area AGC	Continuous	Multi-agent DDPG	ANN	1-Offline centralized learning and decentralized application; 2-Multiply an auto-correlated noise to the actor for exploration; 3-An initialization process is used for ANN training acceleration.
Li et al. 2020 [41]	Single-area AGC	Continuous	Twin delayed DDPG (actor-critic)	ANN	The twin delayed DDPG method is used to improve the exploration process with multiple explorers.
Younesi et al. 2020 [43]	FR in microgrids.	Discrete	Q -learning	ϵ -greedy	Q -learning works as a supervisory controller for PID controllers to improve the online dynamic response.
Khooban et al. 2020 [42]	FR in microgrids.	Continuous	DDPG (actor-critic)	ANN	1-DDPG method works as a supplementary controller for a PID based main controller to improve the online adaptive performance; 2-Add Ornstein-Uhlenbeck process based noises to the actor for exploration.
Chen et al. 2020 [44]	Emergency FC	Discrete	Single/multi-agent Q -learning/DDPG	ϵ -greedy/greedy/ANN	1-Offline learning and online application; 2-The Q -learning/DDPG based controller is used for limited/multiple emergency scenarios.
Abouheaf et al. 2019 [45]	Multi-area AGC	Continuous	Integral RL (actor-critic)	Linear feedback controller	Continuous-time integral-Bellman optimality equation is used.
Wang et al. 2019 [47]	Optimization of activation rules in AGC	Discrete	Multi-objective RL (Q -learning)	Greedy	An constrained optimization model is built to solve for optimal participation factors, where the objective is the combination of multiple Q -functions.
Singh et al. 2017 [51]	Multi-area AGC	Discrete	Q -learning	Stochastic policy	An estimator agent is defined to estimate the frequency bias factor β_i and determine the ACE signal accordingly.

stacked denoising autoencoders to extract compact and useful features for FR from the raw measurement data.

- *Select RL Algorithm.* Both valued-based and policy-based RL algorithms have been applied to FR in power systems. In Q -learning based FR schemes, e.g., [51], [55], the state and action spaces are discretized and the ϵ -greedy policy is used. Recent works [40], [42] employ the DDPG based actor-critic framework to develop the FR schemes, considering continuous action and observation. In addition, multi-agent RL is applied to coordinate multiple control areas or multiple generators in [40], [49], [51], where each agent designs its own control policy $a_i(t) = \pi_i(o_i(t))$ with the local observation o_i . In this way, the resultant algorithms can achieve centralized learning and decentralized implementation.

4) *Discussion:* Based on the existing work described above, we discuss some key observations as follows.

- *Safety.* Since FR is vital for power system operation, it necessitates *safe* control policies. Specifically, two requirements need to be met: 1) the closed-loop system dynamics is stable when applying the RL control policies; 2) the physical constraints, such as line thermal limits, are satisfied. However, few existing studies consider the safety issue of applying RL to FR. A recent work [39] proposes to explicitly engineer the ANN structure of DRL to guarantee the frequency stability.

- *Integration with existing controllers.* References [42], [43] use the DRL based controller as a supervisory or supplementary controller to existing PID based FR controllers, in order to improve the dynamical adaptivity with baseline performance guarantee. More discussions are provided in Section IV-C.

- *Load-side frequency regulation.* The researches mentioned above focus on controlling generators for FR, while various

emerging electric devices, e.g., ubiquitous controllable loads with fast response, are promising complement to generation-frequency control [56], [57]. These are potential FR applications of RL in power systems.

B. Voltage Control

The goal of voltage control is to keep the voltage magnitudes across the power networks close to the nominal values. Most recent works focus on the voltage control in distribution systems with various control mechanisms [58]–[62]. From slow to fast time scales, the voltage control schemes include network reconfiguration, switching of on-load tap changing transformers (OLTCs), voltage regulators, capacitor banks, and adjustment of reactive power outputs⁷ of DERs and static Var compensators (SVCs), etc. However, as the penetration of renewable generation, especially solar panels and wind turbines, deepens in distribution systems, the rapid fluctuations and significant uncertainties of renewable generation pose huge challenges to the voltage control task. Meanwhile, unbalanced power flow, multi-phase device integration, and the lack of accurate network models, further complicate the situation. As a result, a number of studies have proposed to use model-free RL for voltage control [63]–[70]. We summarize the related work in Table II and present below how to solve the voltage control problem in the RL framework.

⁷Due to the comparable magnitudes of line resistance and reactance in distribution networks, the conditions for active-reactive power decoupling are no longer met. Thus *active power* outputs also play a role in voltage control, and alternating current (AC) power flow models are needed.

TABLE II
LITERATURE SUMMARY ON LEARNING FOR VOLTAGE CONTROL.

Reference	Control Scheme	State/Action Space	Algorithm	Policy Class	Key Features
Xu et. al. 2020 [64]	Set OLTC tap positions	Hybrid/discrete	LSPI (batch RL)	Greedy	1-“Virtual” sample generation is used for better exploration; 2- Adopt a multi-agent trick to handle scalability; 3-Use Radial basis function as features for state.
Yang et. al. 2020 [65]	On-off switch of capacitors	Hybrid/discrete	DQN	Greedy	A two-time scale scheme with power injections determined via traditional OPF in fast time scale, and the switching of capacitors determined via DQN in slow time scale.
Wang et. al. 2020 [66]	Generator voltage setpoints	Continuous	Multi-agent DDPG	ANN	Adopt a competitive (game) formulation with specially designed reward for each agent.
Wang et. al. 2020 [67]	Set tap/on-off positions	Hybrid/Discrete	Constrained SAC	ANN	1- Model the voltage violation as constraint using the Constrained MDP framework; 2- Reward is defined as the negative of power loss and switching cost.
Duan et. al. 2020 [68]	Generator voltage setpoints	Hybrid	DQN/DDPG	Decaying ϵ -greedy/ANN	1-DQN is used for discrete action and DDPG is used for continuous action; 2- Decaying ϵ -greedy policy is employed in DQN to encourage exploration.
Cao et. al. 2020 [69]	PV reactive power control	Continuous	Multi-agent DDPG	ANN	The attention neural network is used to develop the critic to enhance the algorithm scalability.
Liu et. al. 2020 [70]	Reactive power control	Continuous	Adversarial RL [71]/SAC	Stochastic policy	1-A two-stage RL method is proposed to improve the online safety and efficiency via offline pre-training; 2- Adversarial SAC is used to make the online application robust to the transfer gap.

1) *Environment, State and Action*: The operating status of the power grid can be defined as the system *state*, i.e.

$$\mathbf{s} := ((v_i)_{i \in \mathcal{N}}, (P_{ij}, Q_{ij})_{ij \in \mathcal{E}}, \boldsymbol{\tau}^{\text{CB}}, \boldsymbol{\tau}^{\text{OLTC}}), \quad (17)$$

where v_i is the voltage magnitude of bus i , and P_{ij}, Q_{ij} are the active and reactive power flows on line ij . $\boldsymbol{\tau}^{\text{CB}} := (\tau_i^{\text{CB}})_{i \in \mathcal{C}_{\text{CB}}}$ and $\boldsymbol{\tau}^{\text{OLTC}} := (\tau_i^{\text{OLTC}})_{i \in \mathcal{C}_{\text{OLTC}}}$ denote the tap positions of the capacitor banks \mathcal{C}_{CB} and OLTCs $\mathcal{C}_{\text{OLTC}}$ respectively, which are discrete variables. Depending on the practical voltage control scheme, the control *actions* may include

$$\mathbf{a} := (\mathbf{p}^{\text{DER}}, \mathbf{q}^{\text{DER}}, \mathbf{q}^{\text{SVC}}, \Delta \boldsymbol{\tau}^{\text{CB}}, \Delta \boldsymbol{\tau}^{\text{OLTC}}), \quad (18)$$

where \mathbf{p}^{DER} and \mathbf{q}^{DER} collect the active and reactive power outputs of DERs, respectively. \mathbf{q}^{SVC} denotes the reactive power outputs of SVCs. $\Delta \boldsymbol{\tau}^{\text{CB}}$ and $\Delta \boldsymbol{\tau}^{\text{OLTC}}$ are the discrete tap changes of the capacitor banks and OLTCs, respectively.

Given the definitions of state and action, the system dynamics that depict the *environment* can be formulated as

$$\mathbf{s}(t+1) = \mathbf{f}(\mathbf{s}(t), \mathbf{a}(t), \mathbf{p}^{\text{ex}}(t), \mathbf{q}^{\text{ex}}(t)), \quad (19)$$

where $\mathbf{p}^{\text{ex}}, \mathbf{q}^{\text{ex}}$ denote the exogenous active power and reactive power injections to the grid, including load demands and other generations. The transition function \mathbf{f} captures the tap position evolution and the power flow equations, which can be very complex or even unknown in reality. The exogenous injections $\mathbf{p}^{\text{ex}}, \mathbf{q}^{\text{ex}}$ include the uncontrollable renewable generations that are difficult to predict as well. Similar to FR, the dynamics model (19) is not required in RL algorithms.

Note that the state (17) and the action (18) defined above contain both continuous variables, e.g., $v_i, \mathbf{p}^{\text{DER}}$, and discrete variables, e.g., $\boldsymbol{\tau}^{\text{CB}}, \Delta \boldsymbol{\tau}^{\text{CB}}$. Since RL methods handle continuous and discrete actions differently, most studies only consider either continuous control actions (\mathbf{q}^{DER}) [66], [69], or discrete control actions ($\boldsymbol{\tau}^{\text{CB}}$ and/or $\boldsymbol{\tau}^{\text{OLTC}}$) [63]–[65].

2) *Reward Design*: The goal of voltage control is to design control policies such that the voltage magnitudes are close to the nominal value, which we denote as 1 per unit (p.u.). Accordingly, the reward function is typically in the form of penalization on the voltage deviation from 1 p.u. For example, the reward can simply be (20), e.g., in [64], [65], [69],

$$r(\mathbf{s}, \mathbf{a}) = - \sum_{i \in \mathcal{N}} (v_i - 1)^2, \quad (20)$$

where the negative sign indicates the smaller the voltage violation, the higher the reward. An alternative way is to set the reward to be negative (e.g. -1) when the voltage is outside a tolerance range (e.g. $\pm 5\%$ of the nominal value), and positive (e.g. $+1$) when inside the range, e.g. in [68]. Furthermore, the reward can incorporate the operation cost of the control devices (e.g. switching cost) and the power loss [67], as well as some sophisticated definitions [66].

3) *RL Algorithms*: Both value-based and policy-based RL algorithms have been applied for voltage control:

- *Value-based RL*. A number of works [63]–[65], [68] adopt value-based algorithms, such as DQN and LSPI, to learn the optimal Q -function with function approximation, typically using ANNs [65], [68] or radial basis functions [64]. Based on the learned Q -function, the control policy is chosen as the greedy policy, i.e., $\mathbf{a}(t) = \arg \max_{\tilde{\mathbf{a}}} Q(\mathbf{s}(t), \tilde{\mathbf{a}})$. A limitation of this greedy policy is that the action selection depends on the state of the entire system, which generally does not allow for distributed implementation.

- *Policy-based RL*. Compared with value-based RL methods, the voltage control schemes based on actor-critic algorithms, e.g., [66]–[69], are more flexible, which can accommodate both continuous and discrete actions and enable distributed implementation. For example, a parameterized deterministic policy class $q_i^{\text{DER}} = \pi_{i, \theta_i}(o_i^{\text{DER}})$ is employed for

each DER device $i \in \mathcal{C}_{\text{DER}}$, which determines the reactive power output q_i^{DER} based on local observation o_i^{DER} with parameter θ_i . The policy class π_{i,θ_i} is often parameterized using ANNs. Then some actor-critic methods, e.g., multi-agent DDPG, are used to optimize parameter θ_i , where a centralized critic learns the Q -function with ANN approximation and each individual DER device performs the policy gradient update as the actor.

4) *Discussion*: As the network scale and the number of controllable devices increase, the size of the state/action space grow exponentially, which poses serious challenges in learning the Q -function. It is worth mentioning that reference [64] proposes a special trick that defines different Q -functions for different actions, which addresses the scalability issue under its special problem formulation. Besides, to learn the Q -function for a given policy, on-policy RL methods, such as actor-critic, need to implement the policy and collect sample data. This could be problematic since the policy is not necessarily safe, and thus the implementation on real-world power systems may be catastrophic. One remedy is to train the policy on high-fidelity simulators. Reference [64] proposes a novel method to generate “virtual” sample data for a certain policy, based on the data collected from implementing another safe policy. More discussions on safety are provided in Section IV-A.

C. Energy Management

Energy management is an advanced application that utilizes information flow to manage power flow and maintain power balance in a reliable and efficient manner. To this end, energy management systems (EMSs) are developed for electric power control centers to monitor, control, and optimize the system operation. With the assistance of the supervisory control and data acquisition (SCADA) system, the EMS for transmission systems is technically mature. In contrast, for many sub-regional power systems, such as medium/low-voltage distribution grids and microgrids, EMS is still under development due to the integration of various DER facilities and lack of metering units. Moreover, a EMS family [72] with a hierarchical structure is necessitated to facilitate different levels of energy management, including grid-level EMS, EMS for coordinating a cluster of DERs, home EMS (HEMS), etc.

In practice, there exist significant uncertainties that result from unknown models and parameters of power networks and DER facilities, uncertain customer behaviors, unpredictable weather conditions, etc. Hence, many recent researches [73]–[86] adopt (D)RL techniques to develop data-driven EMS. A summary of the related literature is provided in Table III. In the follows, we introduce the state and action models of several typical DERs and adjustable loads that are receiving a great deal of attention, and then present the RL based energy management schemes.

1) *Distributed Energy Resources*: For compact expression, we consider a bundle of several typical DERs, including a photovoltaics (PV) panel, a battery unit, and an electric vehicle (EV). The *action* at time $t \in \mathcal{T}$ is defined as

$$\mathbf{a}^{\text{DER}}(t) := (p^{\text{PV}}(t), p^{\text{Bat}}(t), p^{\text{EV}}(t)). \quad (21)$$

Here, $p^{\text{PV}}, p^{\text{Bat}}, p^{\text{EV}}$ are the power outputs of PV, battery and EV respectively, which are continuous in nature. $p^{\text{Bat}}, p^{\text{EV}}$ can be either positive (discharging) or negative (charging). The corresponding *DER state* at time t can be defined as

$$\mathbf{s}^{\text{DER}}(t) := (\bar{p}^{\text{PV}}(t), E^{\text{Bat}}(t), E^{\text{EV}}(t), \mathbf{x}^{\text{EV}}(t)), \quad (22)$$

where \bar{p}^{PV} is the maximal PV generation power determined by the solar irradiance. $E^{\text{Bat}}, E^{\text{EV}}$ denote the associated state of charge (SOC) levels. \mathbf{x}^{EV} captures other related states of EV, e.g. current location (at home or outside), travel plan, etc.

2) *Building HVAC*: Buildings account for a large share of the total energy usage, about half of which is consumed by the heating, ventilation, and air conditioning (HVAC) systems [87]. Smartly scheduling HVAC operation has huge potential to save energy cost, but the building climate dynamics is intrinsically hard to model and affected by many environmental factors. Thus a number of studies [88]–[91] leverage DRL for HVAC system control. Generally, a building is divided into multiple thermal zones, and the *action* at time t is defined as

$$\mathbf{a}^{\text{HVAC}}(t) := (T_c(t), T_s(t), (m^i(t))_{i \in \mathcal{N}}), \quad (23)$$

where T_c and T_s are the conditioned air temperature and the supply air temperature, respectively. m^i is the supply air flow rate at zone $i \in \mathcal{N}$. The choice of states is subtle, since many exogenous factors may affect the indoor climate. One typical definition of the *HVAC state* is

$$\mathbf{s}^{\text{HVAC}}(t) := (T_{\text{out}}(t), (T_{\text{in}}^i(t), h^i(t), e^i(t))_{i \in \mathcal{N}}), \quad (24)$$

where T_{out} and T_{in}^i are the outside temperature and indoor temperature of zone i ; h^i and e^i are the humidity and occupancy rate of zone i , respectively. Besides, the solar irradiance, the carbon dioxide concentration and other environmental factors may also be included in the state \mathbf{s}^{HVAC} .

3) *Residential Loads*: Residential demand response (DR) [92] that motivates changes in electric use by end-use customers in response to time-varying electricity price or incentive payments attracts considerable recent attention. The domestic electric appliances are classified as 1) *non-adjustable loads*, e.g., computers, refrigerators, which are critical and must be satisfied; 2) *adjustable loads*, e.g., air conditioner, washing machine, whose operating power or time can be tuned. The *action* for an adjustable load i at time $t \in \mathcal{T}$ is defined as

$$\mathbf{a}_i^{\text{L}}(t) := (z_i^{\text{L}}(t), p_i^{\text{L}}(t)), \quad i \in \mathcal{N}_L, \quad (25)$$

where binary $z_i^{\text{L}} \in \{0, 1\}$ denotes whether switching the on/off mode (equal 1) or keeping unchanged (equal 0). p_i^{L} is the power consumption of load i , which can be adjusted either discretely or continuously depending on the load characteristics. The operational *state* of load i can be defined as

$$\mathbf{s}_i^{\text{L}}(t) := (\alpha_i^{\text{L}}(t), \mathbf{x}_i^{\text{L}}(t)), \quad i \in \mathcal{N}_L, \quad (26)$$

where binary α_i^{L} equals 0 for the off status and 1 for the on status. \mathbf{x}_i^{L} collects other related states of load i . For example, the indoor and outdoor temperatures are contained in \mathbf{x}_i^{L} if load i is an air condition; \mathbf{x}_i^{L} captures the task progress and remaining time to the deadline for a washing machine load.

4) *Other System States*: In addition to the operational states above, there are some critical *system states* for EMS, e.g.,

$$\mathbf{s}^{\text{Sys}}(t) := (t, \ell(t - K_p : t + K_f), \mathbf{v}(t), \mathbf{P}(t), \dots), \quad (27)$$

including the current time t , electricity price ℓ (from past K_p time steps to future K_f time predictions) [93], voltage profile $\mathbf{v} := (v_i)_{i \in \mathcal{N}}$, power flow $\mathbf{P} := (P_{ij})_{ij \in \mathcal{E}}$, and etc.

Remark 5. (*Definitions of State and Action*). The state definitions (22) (24) (26) only contain the present status at time t , while the past values and future predictions are often included in the state as well to capture the temporal patterns. In addition, the previous actions may also be considered as components of the state, e.g., adding $\mathbf{a}^{\text{DER}}(t-1)$ to the state $\mathbf{s}^{\text{DER}}(t)$. For different energy management problems, the above definitions of the state and action are selected and combined accordingly.

The energy management schemes using (D)RL are mainly classified as two cases: 1) one is to design the energy pricing policies to guide and influence the power consumption or generation of end users from the perspective of system operators or load service entities [74], where the electricity price is defined as the action; 2) the other directly schedules the operation of DERs, HVACs, and other adjustable loads to maximize the total net profit as a price taker, e.g., economic dispatch [73], [94], building energy control [91], home EMS [77], [78], [93], etc. For both cases, the *reward* is generally defined as the net profit or the negative of total cost of system operation. As presented in Table III, various RL techniques with application-specific tricks have been applied to solving different energy management problems.

5) *Discussion*: Two key issues are discussed as follows.

- *Physical Constraints*. For practical energy management, there are many physical constraints, e.g., the state of charge limits for batteries and EVs, that should be satisfied when taking control actions. However, as a price of “model-free”, RL methods are not good at dealing with constraints. Reference [94] formulates the constraint violation as a penalty term in the reward function, which is in the form of a logarithmic barrier function. Reference [82] builds a constrained MDP problem to take the physical constraints into account and solves the problem with the constrained policy optimization method [83]. These methods actually impose the constraints in a “soft” manner, where the implemented actions may still have the chance to violate the constraints. More discussions are provided in Section IV-A.

- *Hybrid of Discrete and Continuous State/Action*. Energy management often involves the control of a hybrid of discrete devices and continuous devices, while the basic RL methods only focus on handling either discrete or continuous actions. Some Q -learning based work [77] simply discretizes the continuous action space to fit the algorithm framework. Reference [78] proposes a ANN based stochastic policy to handle both discrete and continuous actions, which is a combination of the Bernoulli policy for on/off switch action and the Gaussian policy for continuous action.

D. Other Applications

Except for the three critical applications above, other applications of RL in power systems include optimal power flow [97], [98], electricity market [99], [100], network reconfiguration [101], service restoration [102], [103], emergency control [104], maximum power point tracking [105], [106], cyber security [107], [108], maintenance scheduling [109], protective relay control [110], electric vehicle charging navigation [111], demand response customer selection [112], power flexibility aggregation [113], and etc.

IV. CHALLENGES AND PERSPECTIVES

In this section, we discuss two critical challenges of using RL in power system applications, i.e., safety and scalability. Several potential future directions are then provided.

A. Safety

Power systems are vital infrastructures of modern societies, thus it must ensure that any controllers applied are safe, in the sense that they do not drive the power system operational states to violate the physical constraints, stability criterion, or reliability requirements. Regarding RL based control schemes, there are the following two aspects of safety concern:

- 1) *Guarantee that the learning process is safe* (also referred as *safe exploration*). For this issue, off-policy RL methods [64] are more desired, where the training data are generated from existing controllers that are known to be safe. In contrast, it remains an open question for on-policy RL to guarantee safe exploration. Some attempts [114]–[117] propose safe on-policy exploration schemes based on Lyapunov criterion and Gaussian process. The basic idea is to construct a certain safety region, and special actions are taken to drive the state back once approaching the boundary of this safety region. See [118] for a comprehensive survey on safe RL. However, almost all the existing works train their RL control policies only based on high-fidelity power system simulators, and it is plausible that the safe exploration problem is circumvented. Nevertheless, one can argue that there might be a substantial gap between the simulator and the real-world system, leading to the failure of generalization in real implementation. To this end, a possible remedy is to employ the robust (adversarial) RL methods [70], [71], [119] in simulator-based policy training.

- 2) *Guarantee that the final learned control policy is safe*. It is generally hard to verify whether a policy is safe or its generated actions can respect physical operational constraints. Some common methods to deal with constraints include 1) formulating the constraint violation as a penalty term to the reward; 2) training the control policy based constrained MDP [67], [82]. Specifically, the second way aims to learn an optimal policy π^* that maximizes the expected total return $J(\pi)$ and is subject to a budget constraint:

$$\pi^* \in \arg \max_{\pi} J(\pi), \quad \text{s.t. } J^c(\pi) \leq d, \quad (28)$$

where $J^c(\pi)$ is the expected total cost and d is the budget. By defining the physical constraint violation as certain costs in $J^c(\pi)$, (28) imposes safety requirements to some degrees.

TABLE III
LITERATURE SUMMARY ON LEARNING FOR ENERGY MANAGEMENT.

Reference	Problem	State/Action Space	Algorithm	Policy Class	Key Features
Lin et al. 2020 [73]	Economic dispatch	Continuous	Soft A3C	Gaussian policy	The edge computing technique is employed to accelerate the computation and communication in a cloud environment.
Zhang et al. 2020 [74]	Distribution system EM	Continuous	Fitted Q -iteration	ϵ -greedy	The Q -function is parameterized by polynomial approximation and optimized using a regularized recursive least square method with a forgetting factor.
Foruzan et al. [75]	Microgrid EM	Discrete	Q -Learning	Greedy	Multi-agent and distributed energy management, formulated as a Markov game
Kim et al. 2016 [76]	Pricing scheme	Discrete	Q -learning	Greedy	The post-decision state learning is used to remove the need of exploration and improve the learning speed.
Xu et al. 2020 [77]	HEMS	Continuous/discrete	Multi-agent Q -learning	ϵ -greedy	Use extreme learning machine based ANNs to predict future PV output and electricity price.
Li et al. 2020 [78]	HEMS	Hybrid	Trust region policy optimization [95]	ANNs based stochastic policy	A policy network determines both discrete actions (on/off switch with Bernoulli policy) and continuous actions (power control with Gaussian policy).
Alfaverh et al. 2020 [79]	HEMS	Discrete	Q -learning	Stochastic policy	Fuzzy sets and fuzzy reasoning rules are used to simplify the action-state space.
Ye et al. 2020 [80]	Residential multi-energy system	Hybrid	DDPG (actor-critic)	Gaussian policy	The prioritized experience replay method is used to enhance the sampling efficiency of the experience replay mechanism.
Wan et al. 2019 [81]	EV charging scheduling	Continuous/discrete	Double DQN	ϵ -greedy	A representation network is constructed to extract features from the electricity price.
Li et al. 2020 [82]	EV charging scheduling	Continuous	Constrained policy optimization [83]	Gaussian policy	A constrained MDP is formulated to schedule the charging of a EV, considering the charging constraints.
Silva et al. 2020 [84]	EV charging scheduling	Discrete	Multi-agent Q -Learning	ϵ -greedy	Use multi-agent multi-objective RL to mode the EV charging coordination with the W -learning method.
Bui et al. 2020 [85]	Battery operation	Hybrid/discrete	Double DQN	ϵ -greedy	To mitigate the overestimation problem, double DQN [96] with a primary network for action selection and a target network is used.
Chen et al. 2021 [86]	Residential load control	Continuous	Thompson sampling	Stochastic policy	Logistic regression is employed to predict customers' opt-out behaviors in demand response and Thompson sampling is used for online learning.

Typical solution approaches to the constrained MDP problem (28) include the Lagrangian methods [67], [120], constrained policy update rules [83], and etc.

B. Scalability

In most of the existing work above, it is observed that only small-scale power systems with a few decision-making agents are tested using simulations. To the best of our knowledge, no practical application of RL control schemes has been reported yet. A crucial limitation for RL in large-scale multi-agent systems, such as power systems, is the scalability issue, since the state and action spaces expand dramatically as the number of agents increases, which is known as the “curse of dimensionality”. The multi-agent RL and function approximation techniques are useful to improve the scalability, but they are still under development with many limitations. For instance, there is limited theoretical guarantee on how well Q -function can be approximated with ANNs, and it is unclear whether it works for real-size power grids. Moreover, even though an individual policy based on local observations can be used for each agent, most existing multi-agent RL methods still need centralized learning among all the agents, as the Q -function depends on the global state and the actions of all the agents. To

this end, scalable actor-critic methods that enable distributed learning for networked multi-agent systems are proposed in [121], [122], which leverage the local dependency properties to find (near-)optimal localized policies. Besides, some application-specific approximation methods can be utilized to design scalable RL algorithms. For example, reference [64] develops a scalable LSPI-based voltage control scheme, which uses the trick that sequentially learns a separate approximate Q -functions for each component of the action, whilst the other components are assumed to behave greedily according to their own approximate Q -function.

C. Future Directions

Regarding the challenges in applying RL to power systems, we present several potential future directions as below.

1) *Integrate model-free and model-based methods:* The practical power system operation is not a black box and does have useful model information to work with. Purely model-free approaches may be too radical to exploit available information and suffer from their own limitations, such as the safety and scalability issues discussed above. Since existing model-based methods have already been well studied in theory and applied in industry with acceptable performance, one promis-

ing future direction is to *combine model-based and model-free methods* for complementarity and achieve the advantages of both. For example, model-based methods could work as warm-start or be used to identify critical features for model-free methods. Besides, model-free methods could be used to coordinate or optimize the parameters of incumbent model-based controllers to improve the adaptivity with baseline performance guarantee. In [123], the potential integration of model-based and model-free methods is summarized as three types: implementing them in serial, in parallel, or embedding one as an inner module in the other. Although there is limited work on this subject so far, the integration of model-free RL techniques with existing model-based control schemes is envisioned to be necessary to achieve real applications in power systems.

2) *Exploit Suitable RL Variants*: RL is a fundamental and vibrant research field that is attracting a great deal of studies. New advances in RL algorithms appear frequently. In addition to DRL, multi-agent RL, and safe RL mentioned above, a range of branches in the RL filed, such as meta RL [124], federated RL [125], integral RL [126], Bayesian RL [127], hierarchical RL [128], interpretable RL [129], etc., can be employed to improve the learning efficiency and address specific problems in appropriate application scenarios.

3) *Leverage Domain Knowledge and Problem Structures*: The naive application of existing RL algorithms may encounter many troubles in practice. In addition to algorithmic advances, *leveraging domain knowledge and exploiting application-specific structures to design tailored RL algorithms* are necessary to achieve superior performance. Specifically, domain knowledge and empirical evidences can be used to guide the definition of state and reward as well as the selection of basic RL algorithms. For example, as presented above, the area control error (ACE) signal is adopted as the state when applying RL for frequency regulation. Besides, the specific problem structures are useful in determining the policy class, approximation function class, hyperparameters, etc., to improve training efficiency and provide performance guarantee. For example, reference [39] leverages two special properties of the frequency control problem to design the policy network with a particular structure, so that the resultant RL controllers have stability guarantee.

V. CONCLUSION

Although a number of works have been devoted to applying RL to the power system field, many key problems remain unsolved and there is still a substantial distance from practical implementation. On the one hand, it reflects the fact that this subject is new and developing and needs much more studies. On the other hand, it is time to step back and rethink whether applying RL to power systems (the world's most complex and vital engineered systems) is necessary. In fact, RL is not a panacea but has its own limitations; RL is not envisioned to completely replace existing model-based methods but a viable alternative in specific tasks. For instance, when the models are too complex to be useful, or when the problems are intrinsically hard to model, such as the human-in-loop control

(e.g., in demand response), RL and other data-driven methods are promising. Identifying the right application scenarios for RL and using it in an appropriate way are highly expected.

APPENDIX A SYSTEM FREQUENCY DYNAMICS

According to [51], [53], [57], the system frequency dynamics (14) can be linearized as (29), with the generator swing dynamics (29a) and the power flow dynamics (29b).

$$\Delta \dot{\omega}_i = -\frac{1}{M_i}(D_i \Delta \omega_i - \Delta P_i^M + \Delta P_i^L + \sum_{j:ij \in \mathcal{E}} \Delta P_{ij}), i \in \mathcal{N} \quad (29a)$$

$$\Delta \dot{P}_{ij} = B_{ij}(\Delta \omega_i - \Delta \omega_j), ij \in \mathcal{E} \quad (29b)$$

where M_i, D_i, B_{ij} denote the generator inertia, damping coefficient, and synchronization coefficient, respectively. Besides, the governor-turbine control model (15) for a generator can be simplified as (30), including the turbine dynamics (30a) and the governor dynamics (30b):

$$\Delta \dot{P}_i^M = -\frac{1}{T_i^{\text{tur}}}(\Delta P_i^M - \Delta P_i^G) \quad (30a)$$

$$\Delta \dot{P}_i^G = -\frac{1}{T_i^{\text{gov}}}(\frac{1}{R_i} \Delta \omega_i + \Delta P_i^G - P_i^C) \quad (30b)$$

where ΔP_i^G is turbine valve position deviation, and P_i^C is the generation control command. $T_i^{\text{tur}}, T_i^{\text{gov}}$ denote the turbine and governor time constants, and R_i is the droop coefficient.

REFERENCES

- [1] A. R. Bergen, *Power Systems Analysis*. Pearson Education India, 2009.
- [2] V. C. Gungor, D. Sahin, T. Kocak, S. Ergut, C. Buccella, C. Cecati, and G. P. Hancke, "Smart grid technologies: Communication technologies and standards," *IEEE Trans. Ind. Informat.*, vol. 7, no. 4, pp. 529–539, 2011.
- [3] R. S. Sutton and A. G. Barto, *Reinforcement Learning: An Introduction*. MIT press, 2018.
- [4] Y. Li, "Deep reinforcement learning: An overview," *arXiv preprint arXiv:1701.07274*, 2017.
- [5] D. Silver, A. Huang, C. J. Maddison *et al.*, "Mastering the game of go with deep neural networks and tree search," *Nature*, vol. 529, no. 7587, pp. 484–489, 2016.
- [6] J. Kober, J. A. Bagnell, and J. Peters, "Reinforcement learning in robotics: A survey," *The Int. J. of Robot. Res.*, vol. 32, no. 11, pp. 1238–1274, 2013.
- [7] A. E. Sallab, M. Abdou, E. Perot, and S. Yogamani, "Deep reinforcement learning framework for autonomous driving," *Electronic Imaging*, vol. 2017, no. 19, pp. 70–76, 2017.
- [8] Y. Zhao, D. Zeng, M. A. Socinski, and M. R. Kosorok, "Reinforcement learning strategies for clinical trials in nonsmall cell lung cancer," *Biometrics*, vol. 67, no. 4, pp. 1422–1433, 2011.
- [9] Z. Zhang, D. Zhang, and R. C. Qiu, "Deep reinforcement learning for power system applications: An overview," *CSEE J. Power Energy Syst.*, vol. 6, no. 1, pp. 213–225, 2019.
- [10] M. Glavic, "(Deep) reinforcement learning for electric power system control and related problems: A short review and perspectives," *Annual Reviews in Control*, vol. 48, pp. 22–35, 2019.
- [11] D. Bertsekas, *Dynamic Programming and Optimal Control*. Athena Scientific Belmont, MA, 2012.
- [12] T. Jaksch, R. Ortner, and P. Auer, "Near-optimal regret bounds for reinforcement learning," *J. Mach. Learn. Res.*, vol. 11, no. 4, 2010.
- [13] D. Russo, B. Van Roy, A. Kazerouni, I. Osband, and Z. Wen, "A tutorial on thompson sampling," *arXiv preprint arXiv:1707.02038*, 2017.
- [14] J. N. Tsitsiklis and B. Van Roy, "An analysis of temporal-difference learning with function approximation," *IEEE Trans. Autom. Control*, vol. 42, no. 5, pp. 674–690, 1997.

- [15] H. Robbins and S. Monro, "A stochastic approximation method," *Ann. Math. Stat.*, pp. 400–407, 1951.
- [16] R. Srikant and L. Ying, "Finite-time error bounds for linear stochastic approximation and TD learning," *arXiv preprint arXiv:1902.00923*, 2019.
- [17] C. J. Watkins and P. Dayan, "Q-learning," *Machine Learning*, vol. 8, no. 3–4, pp. 279–292, 1992.
- [18] J. N. Tsitsiklis, "Asynchronous stochastic approximation and Q-learning," *Machine Learning*, vol. 16, no. 3, pp. 185–202, 1994.
- [19] G. Qu and A. Wierman, "Finite-time analysis of asynchronous stochastic approximation and q-learning," *arXiv preprint arXiv:2002.00260*, 2020.
- [20] G. A. Rummery and M. Niranjan, *On-line Q-Learning Using Connectionist Systems*. University of Cambridge, Department of Engineering Cambridge, UK, 1994.
- [21] T. Degris, M. White, and R. S. Sutton, "Off-policy actor-critic," *arXiv preprint arXiv:1205.4839*, 2012.
- [22] R. S. Sutton, D. A. McAllester, S. P. Singh, and Y. Mansour, "Policy gradient methods for reinforcement learning with function approximation," in *Adv. Neural Inf. Process. Syst.*, 2000, pp. 1057–1063.
- [23] D. Silver, G. Lever, N. Heess, T. Degris, D. Wierstra, and M. Riedmiller, "Deterministic policy gradient algorithms," in *Proc. Int. Conf. Machine Learning*, 2014, pp. 387–395.
- [24] S. Lange, T. Gabel, and M. Riedmiller, "Batch reinforcement learning," in *Reinforcement learning*. Springer, 2012, pp. 45–73.
- [25] M. G. Lagoudakis and R. Parr, "Least-squares policy iteration," *J. Mach. Learn. Res.*, vol. 4, pp. 1107–1149, Dec. 2003.
- [26] D. Ernst, P. Geurts, and L. Wehenkel, "Tree-based batch mode reinforcement learning," *J. Mach. Learn. Res.*, vol. 6, pp. 503–556, Apr. 2005.
- [27] H. Wang and B. Raj, "On the origin of deep learning," *arXiv preprint arXiv:1702.07800*, 2017.
- [28] Y. LeCun, Y. Bengio, and G. Hinton, "Deep learning," *Nature*, vol. 521, no. 7553, pp. 436–444, 2015.
- [29] R. Sun, "Optimization for deep learning: theory and algorithms," *arXiv preprint arXiv:1912.08957*, 2019.
- [30] I. Goodfellow, Y. Bengio, and A. Courville, *Deep Learning*. MIT Press, 2016, <http://www.deeplearningbook.org>.
- [31] S. Hochreiter and J. Schmidhuber, "Long short-term memory," *Neural Comput.*, vol. 9, no. 8, pp. 1735–1780, 1997.
- [32] G. E. Hinton and R. R. Salakhutdinov, "Reducing the dimensionality of data with neural networks," *Science*, vol. 313, no. 5786, pp. 504–507, 2006.
- [33] V. Mnih, K. Kavukcuoglu, D. Silver, A. A. Rusu, J. Veness, M. G. Bellemare, A. Graves, M. Riedmiller, A. K. Fidjeland, G. Ostrovski et al., "Human-level control through deep reinforcement learning," *Nature*, vol. 518, no. 7540, pp. 529–533, 2015.
- [34] J. Fan, Z. Wang, Y. Xie, and Z. Yang, "A theoretical analysis of deep Q-learning," in *Learning for Dynamics and Control*. PMLR, 2020, pp. 486–489.
- [35] V. Mnih, A. P. Badia, M. Mirza, A. Graves, T. Lillicrap, T. Harley, D. Silver, and K. Kavukcuoglu, "Asynchronous methods for deep reinforcement learning," in *Proc. Int. Conf. Mach. Learn.*, 2016, pp. 1928–1937.
- [36] T. Haarnoja, A. Zhou, P. Abbeel, and S. Levine, "Soft actor-critic: Off-policy maximum entropy deep reinforcement learning with a stochastic actor," *arXiv preprint arXiv:1801.01290*, 2018.
- [37] K. Zhang, Z. Yang, and T. Başar, "Multi-agent reinforcement learning: A selective overview of theories and algorithms," *arXiv preprint arXiv:1911.10635*, 2019.
- [38] J. Machowski, J. Bialek, and J. Bumby, *Power System Dynamics: Stability and Control*, 2nd ed. NJ, US: John Wiley & Sons, Inc., 2008.
- [39] W. Cui and B. Zhang, "Reinforcement learning for optimal frequency control: A lyapunov approach," *arXiv preprint arXiv:2009.05654*, 2020.
- [40] Z. Yan and Y. Xu, "A multi-agent deep reinforcement learning method for cooperative load frequency control of a multi-area power system," *IEEE Trans. Power Syst.*, vol. 35, no. 6, Nov. 2020.
- [41] J. Li and T. Yu, "Deep reinforcement learning based multi-objective integrated automatic generation control for multiple continuous power disturbances," *IEEE Access*, vol. 8, pp. 156 839–156 850, 2020.
- [42] M. H. Khooban and M. Gheisarnajad, "A novel deep reinforcement learning controller based type-II fuzzy system: Frequency regulation in microgrids," *IEEE Trans. Emerg. Topics Comput. Intell.*, pp. 1–11, 2020.
- [43] A. Younesi, H. Shayeghi, and P. Siano, "Assessing the use of reinforcement learning for integrated voltage/frequency control in AC microgrids," *Energies*, vol. 13, no. 5, 2020.
- [44] C. Chen, M. Cui, F. F. Li, S. Yin, and X. Wang, "Model-free emergency frequency control based on reinforcement learning," *IEEE Trans. Ind. Informat.*, pp. 1–1, 2020.
- [45] M. Abouheaf, Q. Gueaieb, and A. Sharaf, "Load frequency regulation for multi-area power system using integral reinforcement learning," *IET Gener. Transm. Distrib.*, vol. 13, no. 19, pp. 4311–4323, 2019.
- [46] Z. Yan and Y. Xu, "Data-driven load frequency control for stochastic power systems: A deep reinforcement learning method with continuous action search," *IEEE Trans. Power Syst.*, vol. 34, no. 2, pp. 1653–1656, Mar. 2019.
- [47] H. Wang, Z. Lei, X. Zhang, J. Peng, and H. Jiang, "Multiobjective reinforcement learning-based intelligent approach for optimization of activation rules in automatic generation control," *IEEE Access*, vol. 7, pp. 17 480–17 492, Feb. 2019.
- [48] M. Adibi and J. van der Woude, "A reinforcement learning approach for frequency control of inverted-based microgrids," *IFAC-PapersOnLine*, vol. 52, no. 4, pp. 111–116, 2019.
- [49] L. Xi, J. Chen, Y. Huang, Y. Xu, L. Liu, Y. Zhou, and Y. Li, "Smart generation control based on multi-agent reinforcement learning with the idea of the time tunnel," *Energy*, vol. 153, pp. 977–987, Jun. 2018.
- [50] L. Yin, T. Yu, L. Zhou, L. Huang, X. Zhang, and B. Zheng, "Artificial emotional reinforcement learning for automatic generation control of large-scale interconnected power grids," *IET Gener. Transm. Distrib.*, vol. 11, no. 9, pp. 2305–2313, 2017.
- [51] V. P. Singh, N. Kishor, and P. Samuel, "Distributed multi-agent system-based load frequency control for multi-area power system in smart grid," *IEEE Trans. Ind. Electron.*, vol. 64, no. 6, pp. 5151–5160, Jun. 2017.
- [52] T. Yu, H. Z. Wang, B. Zhou, K. W. Chan, and J. Tang, "Multi-agent correlated equilibrium Q(λ) learning for coordinated smart generation control of interconnected power grids," *IEEE Trans. Power Syst.*, vol. 30, no. 4, pp. 1669–1679, Jul. 2015.
- [53] H. Bevrani and T. Hiyama, *Intelligent Automatic Generation Control*. CRC press, 2017.
- [54] S. Rozada, D. Apostolopoulou, and E. Alonso, "Load frequency control: A deep multi-agent reinforcement learning approach," in *Proc. IEEE Power Energy Soc. Gen. Meeting*, Montreal, Canada, Aug. 2020.
- [55] T. I. Ahamed, P. N. Rao, and P. Sastry, "A reinforcement learning approach to automatic generation control," *Elect. Power Syst. Res.*, vol. 63, no. 1, pp. 9–26, 2002.
- [56] E. Mallada, C. Zhao, and S. Low, "Optimal load-side control for frequency regulation in smart grids," *IEEE Trans. Autom. Control*, vol. 62, no. 12, pp. 6294–6309, 2017.
- [57] X. Chen, C. Zhao, and N. Li, "Distributed automatic load frequency control with optimality in power systems," *IEEE Control Netw. Syst.*, 2020.
- [58] H. Sun, Q. Guo, and et al., "Review of challenges and research opportunities for voltage control in smart grids," *IEEE Trans. Power Syst.*, vol. 34, no. 4, pp. 2790–2801, 2019.
- [59] K. E. Antoniadou-Plytaria, I. N. Kouveliotis-Lysikatos, P. S. Georgilakis, and N. D. Hatziaargyriou, "Distributed and decentralized voltage control of smart distribution networks: Models, methods, and future research," *IEEE Trans. Smart Grid*, vol. 8, no. 6, pp. 2999–3008, 2017.
- [60] H. Zhu and H. J. Liu, "Fast local voltage control under limited reactive power: Optimality and stability analysis," *IEEE Trans. Power Syst.*, vol. 31, no. 5, pp. 3794–3803, 2016.
- [61] G. Qu and N. Li, "Optimal distributed feedback voltage control under limited reactive power," *IEEE Trans. Power Syst.*, vol. 35, no. 1, pp. 315–331, 2019.
- [62] S. Magnússon, G. Qu, and N. Li, "Distributed optimal voltage control with asynchronous and delayed communication," *IEEE Trans. Smart Grid*, vol. 11, no. 4, pp. 3469–3482, 2020.
- [63] J. Vlachogiannis and N. Hatziaargyriou, "Reinforcement learning for reactive power control," *IEEE Trans. Power Syst.*, vol. 19, no. 3, pp. 1317–1325, Aug. 2004.
- [64] H. Xu, A. D. Domínguez-García, and P. W. Sauer, "Optimal tap setting of voltage regulation transformers using batch reinforcement learning," *IEEE Trans. Power Syst.*, vol. 35, no. 3, pp. 1990–2001, May 2020.
- [65] Q. Yang, G. Wang, A. Sadeghi, G. B. Giannakis, and J. Sun, "Two-timescale voltage control in distribution grids using deep reinforcement learning," *IEEE Trans. Smart Grid*, vol. 11, no. 3, pp. 2313–2323, May 2020.

- [66] S. Wang, J. Duan, D. Shi, C. Xu, H. Li, R. Diao, and Z. Wang, "A data-driven multi-agent autonomous voltage control framework using deep reinforcement learning," *IEEE Trans. Power Syst.*, 2020.
- [67] W. Wang, N. Yu, Y. Gao, and J. Shi, "Safe off-policy deep reinforcement learning algorithm for Volt-VAR control in power distribution systems," *IEEE Trans. Smart Grid*, vol. 11, no. 4, pp. 3008–3018, Jul. 2020.
- [68] J. Duan, D. Shi, R. Diao, H. Li, Z. Wang, B. Zhang, D. Bian, and Z. Yi, "Deep-reinforcement-learning-based autonomous voltage control for power grid operations," *IEEE Trans. Power Syst.*, vol. 35, no. 1, pp. 814–817, Jan. 2020.
- [69] D. Cao, W. Hu, J. Zhao, Q. Huang, Z. Chen, and F. Blaabjerg, "A multi-agent deep reinforcement learning based voltage regulation using coordinated PV inverters," *IEEE Trans. Power Syst.*, 2020.
- [70] H. Liu and W. Wu, "Two-stage deep reinforcement learning for inverter-based volt-var control in active distribution networks," *IEEE Trans. Smart Grid*, 2020.
- [71] L. Pinto, J. Davidon, R. Sukthankar, and A. Gupta, "Robust adversarial reinforcement learning," *arXiv preprint arXiv:1703.02702*, 2017.
- [72] H. Sun, B. Zhang, W. Wu, and Q. Guo, "Family of energy management system for smart grid," in *Proc. 3rd IEEE PES Innov. Smart Grid Technol. Int. Conf. Exhibit.*, Berlin, Germany, 2012, pp. 1–5.
- [73] L. Lin, X. Guan, Y. Peng, N. Wang, S. Maharjan, and T. Ohtsuki, "Deep reinforcement learning for economic dispatch of virtual power plant in internet of energy," *IEEE Internet of Things J.*, vol. 7, no. 7, pp. 6288–6301, 2020.
- [74] Q. Zhang, K. Dehghanpour, Z. Wang, and Q. Huang, "A learning-based power management method for networked microgrids under incomplete information," *IEEE Trans. Smart Grid*, vol. 11, no. 2, pp. 1193–1204, 2020.
- [75] E. Foruzan, L.-K. Soh, and S. Asgarpour, "Reinforcement learning approach for optimal distributed energy management in a microgrid," *IEEE Trans. Power Syst.*, vol. 33, no. 5, pp. 5749–5758, 2018.
- [76] B.-G. Kim, Y. Zhang, M. Van Der Schaar, and J.-W. Lee, "Dynamic pricing and energy consumption scheduling with reinforcement learning," *IEEE Trans. Smart Grid*, vol. 7, no. 5, pp. 2187–2198, 2015.
- [77] X. Xu, Y. Jia, Y. Xu, Z. Xu, S. Chai, and C. S. Lai, "A multi-agent reinforcement learning based data-driven method for home energy management," *IEEE Trans. Smart Grid*, 2020.
- [78] H. Li, Z. Wan, and H. He, "Real-time residential demand response," *IEEE Trans. Smart Grid*, vol. 11, no. 5, pp. 4144–4154, Sep. 2020.
- [79] F. Alfaverh, M. Denai, and Y. Sun, "Demand response strategy based on reinforcement learning and fuzzy reasoning for home energy management," *IEEE Access*, vol. 8, pp. 39 310–39 321, 2020.
- [80] Y. Ye, D. Qiu, X. Wu, G. Strbac, and J. Ward, "Model-free real-time autonomous control for a residential multi-energy system using deep reinforcement learning," *IEEE Trans. Smart Grid*, vol. 11, no. 4, pp. 3068–3082, 2020.
- [81] Z. Wan, H. Li, H. He, and D. Prokhorov, "Model-free real-time EV charging scheduling based on deep reinforcement learning," *IEEE Trans. Smart Grid*, vol. 10, no. 5, pp. 5246–5257, Sep. 2019.
- [82] H. Li, Z. Wan, and H. He, "Constrained EV charging scheduling based on safe deep reinforcement learning," *IEEE Trans. Smart Grid*, vol. 11, no. 3, pp. 2427–2439, May 2020.
- [83] J. Achiam, D. Held, A. Tamar, and P. Abbeel, "Constrained policy optimization," in *Proc. of the 34th Int. Conf. Mach. Learn.*, 2017, p. 22–31.
- [84] F. L. Silva, C. E. H. Nishida, D. M. Roijers, and A. H. R. Costa, "Coordination of electric vehicle charging through multiagent reinforcement learning," *IEEE Trans. Smart Grid*, vol. 11, no. 3, pp. 2347–2356, 2020.
- [85] V.-H. Bui, A. Hussain, and H.-M. Kim, "Double deep Q -learning-based distributed operation of battery energy storage system considering uncertainties," *IEEE Trans. Smart Grid*, vol. 11, no. 1, pp. 457–469, Jan. 2020.
- [86] X. Chen, Y. Li, J. Shimada, and N. Li, "Online learning and distributed control for residential demand response," *arXiv preprint arXiv:2010.05153*, 2020.
- [87] Office of Energy Efficiency & Renewable Energy (EERE). 2011 buildings energy data book. [Online]. Available: <https://catalog.data.gov/dataset/buildings-energy-data-book>.
- [88] T. Wei, Y. Wang, and Q. Zhu, "Deep reinforcement learning for building HVAC control," in *Proc. of the 54th Annual Design Autom. Conf.*, 2017, pp. 1–6.
- [89] G. Gao, J. Li, and Y. Wen, "Energy-efficient thermal comfort control in smart buildings via deep reinforcement learning," *arXiv preprint arXiv:1901.04693*, 2019.
- [90] L. Yu, Y. Sun, Z. Xu, C. Shen, D. Yue, T. Jiang, and X. Guan, "Multi-agent deep reinforcement learning for HVAC control in commercial buildings," *IEEE Trans. Smart Grid*, pp. 1–1, 2020.
- [91] E. Mocanu, D. C. Mocanu, P. H. Nguyen, A. Liotta, M. E. Webber, M. Gibescu, and J. G. Slootweg, "On-line building energy optimization using deep reinforcement learning," *IEEE Trans. Smart Grid*, vol. 10, no. 4, pp. 3698–3708, 2018.
- [92] U.S. Department of Energy, "Benefit of demand response in electricity market and recommendations for achieving them," Feb. 2006.
- [93] R. Lu, S. H. Hong, and M. Yu, "Demand response for home energy management using reinforcement learning and artificial neural network," *IEEE Trans. Smart Grid*, vol. 10, no. 6, pp. 6629–6639, 2019.
- [94] W. Liu, P. Zhuang, H. Liang, J. Peng, and Z. Huang, "Distributed economic dispatch in microgrids based on cooperative reinforcement learning," *IEEE Trans. Neural Netw. Learn. Syst.*, vol. 29, no. 6, pp. 2192–2203, 2018.
- [95] J. Schulman, S. Levine, P. Abbeel, M. Jordan, and P. Moritz, "Trust region policy optimization," in *Proc. Int. Conf. Mach. Learn.*, 2015, pp. 1889–1897.
- [96] H. Van Hasselt, A. Guez, and D. Silver, "Deep reinforcement learning with double Q-learning," *arXiv preprint arXiv:1509.06461*, 2015.
- [97] Z. Yan and Y. Xu, "Real-time optimal power flow: A lagrangian based deep reinforcement learning approach," *IEEE Trans. Power Syst.*, vol. 35, no. 4, pp. 3270–3273, 2020.
- [98] C. Jiang, Z. Li, J. H. Zheng, Q. H. Wu, and X. Shang, "Two-level area-load modelling for opf of power system using reinforcement learning," *IET Gener., Transm. Distrib.*, vol. 13, no. 18, pp. 4141–4149, 2019.
- [99] Y. Ye, D. Qiu, J. Li, and G. Strbac, "Multi-period and multi-spatial equilibrium analysis in imperfect electricity markets: A novel multi-agent deep reinforcement learning approach," *IEEE Access*, vol. 7, pp. 130 515–130 529, 2019.
- [100] Y. Ye, D. Qiu, M. Sun, D. Papadaskalopoulos, and G. Strbac, "Deep reinforcement learning for strategic bidding in electricity markets," *IEEE Trans. Smart Grid*, vol. 11, no. 2, pp. 1343–1355, 2020.
- [101] Y. Gao, W. Wang, J. Shi, and N. Yu, "Batch-constrained reinforcement learning for dynamic distribution network reconfiguration," *IEEE Trans. Smart Grid*, 2020.
- [102] L. R. Ferreira, A. R. Aoki, and G. Lambert-Torres, "A reinforcement learning approach to solve service restoration and load management simultaneously for distribution networks," *IEEE Access*, vol. 7, pp. 145 978–145 987, 2019.
- [103] D. Ye, M. Zhang, and D. Sutanto, "A hybrid multiagent framework with q-learning for power grid systems restoration," *IEEE Trans. Power Syst.*, vol. 26, no. 4, pp. 2434–2441, 2011.
- [104] Q. Huang, R. Huang, W. Hao, J. Tan, R. Fan, and Z. Huang, "Adaptive power system emergency control using deep reinforcement learning," *IEEE Trans. Smart Grid*, vol. 11, no. 2, pp. 1171–1182, 2020.
- [105] C. Wei, Z. Zhang, W. Qiao, and L. Qu, "Reinforcement-learning-based intelligent maximum power point tracking control for wind energy conversion systems," *IEEE Trans. Ind. Electron.*, vol. 62, no. 10, pp. 6360–6370, 2015.
- [106] A. Kushwaha, M. Gopal, and B. Singh, "Q-learning based maximum power extraction for wind energy conversion system with variable wind speed," *IEEE Trans. Energy Convers.*, vol. 35, no. 3, pp. 1160–1170, 2020.
- [107] D. An, Q. Yang, W. Liu, and Y. Zhang, "Defending against data integrity attacks in smart grid: A deep reinforcement learning-based approach," *IEEE Access*, vol. 7, pp. 110 835–110 845, 2019.
- [108] Y. Chen, S. Huang, F. Liu, Z. Wang, and X. Sun, "Evaluation of reinforcement learning-based false data injection attack to automatic voltage control," *IEEE Trans. Smart Grid*, vol. 10, no. 2, pp. 2158–2169, 2019.
- [109] Y. Shang, W. Wu, J. Liao, J. Guo, J. Su, W. Liu, and Y. Huang, "Stochastic maintenance schedules of active distribution networks based on monte-carlo tree search," *IEEE Trans. Power Syst.*, vol. 35, no. 5, pp. 3940–3952, 2020.
- [110] D. Wu, X. Zheng, D. Kalathil, and L. Xie, "Nested reinforcement learning based control for protective relays in power distribution systems," in *Proc. IEEE 58th Conf. Decision and Control*, 2019, pp. 1925–1930.
- [111] T. Qian, C. Shao, X. Wang, and M. Shahidehpour, "Deep reinforcement learning for EV charging navigation by coordinating smart grid and intelligent transportation system," *IEEE Trans. Smart Grid*, vol. 11, no. 2, pp. 1714–1723, 2020.

- [112] X. Chen, Y. Nie, and N. Li, "Online residential demand response via contextual multi-armed bandits," *IEEE Contr. Syst. Lett.*, vol. 5, no. 2, pp. 433–438, 2021.
- [113] T. Li, B. Sun, Y. Chen, Z. Ye, S. H. Low, and A. Wierman, "Real-time aggregate flexibility via reinforcement learning," *arXiv preprint arXiv:2012.11261*, 2020.
- [114] F. Berkenkamp, M. Turchetta, A. Schoellig, and A. Krause, "Safe model-based reinforcement learning with stability guarantees," in *Adv. Neural Inf. Process. Syst.*, 2017, pp. 908–918.
- [115] T. Koller, F. Berkenkamp, M. Turchetta, and A. Krause, "Learning-based model predictive control for safe exploration," in *Proc. IEEE Conf. on Decision and Control*, Miami Beach, FL, 2018, pp. 6059–6066.
- [116] Y. Chow, O. Nachum, E. Duenez-Guzman, and M. Ghavamzadeh, "A lyapunov-based approach to safe reinforcement learning," in *Adv. Neural Inf. Process. Syst.*, 2018, pp. 8092–8101.
- [117] J. Fan and W. Li, "Safety-guided deep reinforcement learning via online gaussian process estimation," *arXiv preprint arXiv:1903.02526*, 2019.
- [118] J. Garcia and F. Fernández, "A comprehensive survey on safe reinforcement learning," *J. Mach. Learn. Res.*, vol. 16, no. 1, pp. 1437–1480, 2015.
- [119] J. Morimoto and K. Doya, "Robust reinforcement learning," *Neural Comput.*, vol. 17, no. 2, pp. 335–359, 2005.
- [120] C. Tessler, D. J. Mankowitz, and S. Mannor, "Reward constrained policy optimization," *arXiv preprint arXiv:1805.11074*, 2018.
- [121] G. Qu, A. Wierman, and N. Li, "Scalable reinforcement learning of localized policies for multi-agent networked systems," *Proc. Mach. Learn. Res.*, vol. 1, p. 38, 2020.
- [122] Y. Lin, G. Qu, L. Huang, and A. Wierman, "Multi-agent reinforcement learning in time-varying networked systems," *arXiv preprint arXiv:2006.06555*, 2020.
- [123] Q. Wang, F. Li, Y. Tang, and Y. Xu, "Integrating model-driven and data-driven methods for power system frequency stability assessment and control," *IEEE Trans. Power Syst.*, vol. 34, no. 6, pp. 4557–4568, Nov. 2019.
- [124] J. X. Wang, Z. Kurth-Nelson, D. Tirumala, and et al., "Learning to reinforcement learn," *arXiv preprint arXiv:1611.05763*, 2016.
- [125] H. H. Zhuo, W. Feng, Q. Xu, Q. Yang, and Y. Lin, "Federated reinforcement learning," *arXiv preprint arXiv:1901.08277*, vol. 1, 2019.
- [126] H. Modares, F. L. Lewis, and M.-B. Naghibi-Sistani, "Integral reinforcement learning and experience replay for adaptive optimal control of partially-unknown constrained-input continuous-time systems," *Automatica*, vol. 50, no. 1, pp. 193–202, 2014.
- [127] M. Ghavamzadeh, S. Mannor, J. Pineau, and A. Tamar, "Bayesian reinforcement learning: A survey," *arXiv preprint arXiv:1609.04436*, 2016.
- [128] A. G. Barto and S. Mahadevan, "Recent advances in hierarchical reinforcement learning," *Discrete Event Dynamic Syst.*, vol. 13, no. 1, pp. 41–77, 2003.
- [129] A. Verma, V. Murali, R. Singh, P. Kohli, and S. Chaudhuri, "Programmatically interpretable reinforcement learning," in *Proc. Int. Conf. Mach. Learn.*, 2018, pp. 5045–5054.