

# Gap generation and flat band catalysis in dice model with local interaction

E. V. Gorbar,<sup>1,2</sup> V. P. Gusynin,<sup>2</sup> and D. O. Oriekhov<sup>3</sup>

<sup>1</sup>*Department of Physics, Taras Shevchenko National University of Kyiv, Kyiv, 03022, Ukraine*

<sup>2</sup>*Bogolyubov Institute for Theoretical Physics, Kyiv, 03143, Ukraine*

<sup>3</sup>*Instituut-Lorentz, Universiteit Leiden, P.O. Box 9506, 2300 RA Leiden, The Netherlands*

(Dated: February 3, 2021)

The gap generation in the dice model with local four-fermion interaction is studied. Due to the presence of two valleys with degenerate electron states, there are two main types of gaps. The intra- and intervalley gap describes the electron and hole pairing in the same and different valleys, respectively. We found that while the generation of the intravalley gap takes place only in the supercritical regime, the intervalley gap is generated for an arbitrary small coupling. The physical reason for the absence of the critical coupling is the catalysis of the intervalley gap generation by the flat band in the electron spectrum of the dice model. The completely quenched kinetic energy in the flat band when integrated over momentum in the gap equation leads to extremely large intervalley gap proportional to the area of the Brillouin zone.

## I. INTRODUCTION

The experimental discovery of graphene [1] draw attention of condensed matter physicists to the systems with relativisticlike quasiparticle spectrum. It was shown [2] that in crystals with special space groups more complicated electron spectra could be realized with no analogues in high-energy physics where the Poincare symmetry provides strong restrictions. One of the remarkable features of such quasiparticles is a possibility to possess strictly flat bands [3 and 4] (for a recent review of artificial flat band systems, see Ref.[5]). The dice model is the paradigmatic example of such a system with a flat band which hosts pseudospin-1 fermions [6].

The dice model is a tight-binding model of two-dimensional fermions living on the  $\mathcal{T}_3$  (or dice) lattice where atoms are situated both at the vertices of hexagonal lattice and the hexagons centers [6 and 7]. Since the dice model has three sites per unit cell, the electron states in this model are described by three-component fermions. It is natural then that the energy spectrum of the model is comprised of three bands. The two of them form a Dirac cone and the third band is completely flat and has zero energy [8]. All three bands meet at the  $K$  and  $K'$  points, which are situated at the corners of the Brillouin zone. The  $\mathcal{T}_3$  lattice has been experimentally realized in Josephson arrays [9 and 10], metallic wire networks [11] and its optical realization by laser beams was proposed in Ref.[12].

Perfectly flat bands are expected to be unstable with respect to generic perturbations such as the presence of boundaries, magnetic field, Coulomb impurities, and disorder. In a recent paper [13], we showed that, remarkably, the energy dispersion of the completely flat energy band of the dice model is not affected by the presence of boundaries except the trivial reduction of the number of degenerated electron states due to the finite spatial size of the system. It was shown also that the flat band of the dice model remains unaltered in the presence of circularly polarized radiation [14] and magnetic field [15]. The electron states of gapped pseudospin-1 fermions in the dice model for impurities with short- and long-range potential were studied by us in Ref.[16] leading to qualitatively different results. Indeed, it was found that while the flat band survives in the presence of a potential well, it is absent in the case of the Coulomb potential.

It is well known that a soft kinetic spectrum favors the gap generation. For example, the low energy electron spectrum  $\varepsilon(\mathbf{p}) \sim |\mathbf{p}|^n$  in ABC-stacked multilayer graphene becomes more flat with  $n$ . The interaction parameter  $r_s$ , defined as the ratio of the average of inter-electron Coulomb interaction energy to the Fermi energy, scales like  $r_s \sim n_{el}^{(1-n)/2}$  [17], where  $n_{el}$  is the electron charge density. Obviously, the electron-electron interactions become more important at low electron density as the number of layers  $n$  increases in ABC-stacked multilayer graphene. This suggests that the gap generation in chiral multilayer graphene should be enhanced [18–20] as the number of layers  $n$  becomes larger. This conclusion agrees with the experimental findings. Meanwhile no gap is observed in monolayer graphene at the neutrality point in the absence of external electromagnetic fields, gap 2 meV is reported in bilayer graphene [21–24]. The recent experiments [25 and 26] demonstrate the presence of gaps of almost room temperature magnitude  $\sim 25$  meV in high mobility ABC-stacked trilayer graphene. A large interaction-induced transport gap up to 80 meV was quite recently observed experimentally in suspended rhombohedral-stacked tetralayer graphene [27].

Obviously, the flat band represents the most extreme case of a soft kinetic spectrum where the kinetic energy is completely quenched. The above mentioned experimental results suggest that the generated gap should have the largest magnitude in the flat band system. This motivates us to study the gap generation in the dice model. A recent theoretical study of the band structure of magic angle twisted bilayer graphene [28] also shows the crucial role of the flat band and the possibility of large gap generation. This provides an additional motivation for the present study.

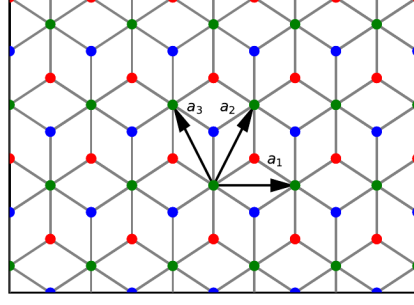


FIG. 1. A schematic plot of the lattice of the dice model. The red points display the  $A$  sublattice atoms, the blue points describe the  $B$  sublattice, and the green points define the  $C$  sublattice. The vectors  $\mathbf{a}_1 = (1, 0)a$  and  $\mathbf{a}_2 = (1/2, \sqrt{3}/2)a$  are the basis vectors of triangular sublattices.

To get an insight into the gap generation in the dice lattice we considered in this paper a model with local interaction. We studied both intravalley and intervalley types of gap and analyzed their free energies.

The paper is organized as follows. The dice model and its general properties are considered in Sec.II. In Sec.III, we study the intravalley gap. The intervalley gap generation is investigated in Sec.IV. In Sec.IV C, we calculate the free energy for intra- and intervalley gap states and discuss the phase diagram of the model.

## II. MODEL

The lattice of the  $\mathcal{T}_3$  (dice) lattice model is schematically shown in Fig.1, where  $t$  is the hopping parameter. The tight-binding equations are [15] (with equal hoppings  $t$  between atoms  $C$  and  $A, B$ )

$$\begin{aligned}\varepsilon\Psi_C(\mathbf{r}) &= -t\sum_j\Psi_A(\mathbf{r}+\delta_j^A) - t\sum_j\Psi_B(\mathbf{r}-\delta_j^A), \\ \varepsilon\Psi_A(\mathbf{r}) &= -t\sum_j\Psi_C(\mathbf{r}-\delta_j^A), \\ \varepsilon\Psi_B(\mathbf{r}) &= -t\sum_j\Psi_C(\mathbf{r}+\delta_j^A).\end{aligned}\tag{II.1}$$

The corresponding lattice Hamiltonian is expressed through the function  $f_{\mathbf{k}} = -\sqrt{2}t(1 + e^{-i\mathbf{k}\mathbf{a}_2} + e^{-i\mathbf{k}\mathbf{a}_3})$  and it is not difficult to find its energy spectrum [8]

$$\varepsilon = 0, \quad \varepsilon = \pm|f_{\mathbf{k}}| = \pm\sqrt{2}t\left[3 + 2(\cos(\mathbf{a}_1\mathbf{k}) + \cos(\mathbf{a}_2\mathbf{k}) + \cos(\mathbf{a}_3\mathbf{k}))\right]^{1/2},\tag{II.2}$$

where  $\mathbf{a}_1 = (1, 0)a$  and  $\mathbf{a}_2 = (1/2, \sqrt{3}/2)a$  are the basis vectors of the triangle sublattices and  $\mathbf{a}_3 = \mathbf{a}_2 - \mathbf{a}_1$  and  $a$  is the lattice constant. The presence of a completely flat band with zero energy is perhaps one of the most remarkable properties of the dice model.

There are two values of momentum where  $f_{\mathbf{k}} = 0$  and all three bands meet. They are situated at the corners of the hexagonal Brillouin zone

$$K = \frac{2\pi}{a}\left(\frac{1}{3}, \frac{1}{\sqrt{3}}\right), \quad K' = \frac{2\pi}{a}\left(-\frac{1}{3}, \frac{1}{\sqrt{3}}\right).\tag{II.3}$$

For momenta near the  $K$  and  $K'$  points, the function  $f_{\mathbf{k}}$  is linear in  $\mathbf{q} = \mathbf{k} - \xi\mathbf{K}$ , i.e.,  $f_{\mathbf{k}} = v_F(\xi q_x - iq_y)$ ,  $v_F = \sqrt{3}ta/2$  is the Fermi velocity, and  $\xi = \pm$  is the valley index. In addition, we set  $\hbar = 1$  for convenience. The low-energy Hamiltonian for electron states of the dice model in both valleys has the form

$$H_0(\mathbf{k}, \xi) = \begin{pmatrix} 0 & \xi k_x - ik_y & 0 \\ \xi k_x + ik_y & 0 & \xi k_x - ik_y \\ 0 & \xi k_x + ik_y & 0 \end{pmatrix}.\tag{II.4}$$

Here we absorbed dimensional constant  $v_F/\sqrt{2}$  into the definition of momenta  $\mathbf{k} = (v_F/\sqrt{2})\mathbf{q}$  (this  $\mathbf{k}$  should not be confused with the initial  $\mathbf{k}$  in the Brillouin zone in Eq.(II.2)). The Hamiltonian acts on three-component wave functions  $\psi^T = (\psi_A, \psi_C, \psi_B)$ . The electron states at the  $K'$  point are described like in graphene by the interchange of the A and B spinor components. The two valley Hamiltonian,  $H_0(\mathbf{k}, +1) \oplus H_0(\mathbf{k}, -1)$ , is time-reversal invariant because  $H_0^*(\mathbf{k}, \xi) = H_0(-\mathbf{k}, -\xi)$  under the time-reversal transformation. The spectrum of the Hamiltonian consists of three energy bands  $\pm\sqrt{2}|\mathbf{k}|, 0$ . Clearly, two bands form a Dirac cone and one band is completely flat.

Although electrons interact through the Coulomb interaction  $V(\mathbf{x} - \mathbf{y}) = e^2/|\mathbf{x} - \mathbf{y}|$  to get an insight into the gap generation for quasiparticles in the dice model, we will study the gap generation for a local Coulomb interaction  $V_{local}(\mathbf{x} - \mathbf{y}) = U\delta^2(\mathbf{x} - \mathbf{y})$ . This significantly simplifies the analysis because the gap equations are algebraic in the Hartree-Fock approximation rather than the integral ones as for the genuine Coulomb interaction. The interaction  $V_{local}$  is attractive between electrons and holes. There are two main possibilities of order parameters of the exciton type, namely, the intravalley and intervalley pairing which will be investigated in the two subsequent sections.

We will study the gap generation by using the Baym-Kadanoff formalism [29–31]. The corresponding effective action for the quasiparticle propagator  $G$  in the Hartree-Fock (mean field) approximation in the model with the local four-fermion interaction has the form (for a similar consideration in the case of graphene, see, e.g., [32])

$$\Gamma(G) = -i \text{Tr} [\text{Ln } G^{-1} S + (S^{-1} G - 1)] + \frac{U}{2} \int d^3 x \{ \text{tr}[G(x, x)G(x, x)] - [\text{tr } G(x, x)]^2 \}, \quad (\text{II.5})$$

where  $Tr$  and  $Ln$  are taken in the functional sense,  $S$  is the free propagator related to Hamiltonian (II.4), and trace is taken over the valley and spinor components. Let us begin our analysis with the case of the intravalley gap generation.

### III. INTRAVALLEY GAP

First of all, let us consider possible intravalley gap terms in the dice model. Obviously, the most general momentum-independent intravalley Hermitian perturbation of the free quasiparticle Hamiltonian (II.4) is given by

$$H_{\text{pert}} = \begin{pmatrix} m_1 & c & a \\ c^* & m_2 & b \\ a^* & b^* & m_3 \end{pmatrix}. \quad (\text{III.1})$$

It is easy to check that parameters  $a, b$ , and  $c$  lead to an energy dispersion relation which is anisotropic in momentum space. Since it is natural to expect that the solution with the lowest energy should be isotropic, we will set  $a = b = c = 0$  in what follows. Then  $m_1, m_2$ , and  $m_3$  are possible mass terms (they are, in general, valley dependent) and we find the following characteristic equation which defines the energy spectrum of the Hamiltonian  $H_0(\mathbf{k}, \xi) + H_{\text{pert}}$ :

$$(m_1 - \varepsilon) ((m_2 - \varepsilon)(m_3 - \varepsilon) - k^2) + (\varepsilon - m_3)k^2 = 0, \quad k = |\mathbf{k}|. \quad (\text{III.2})$$

Clearly, there are three solutions of the above equation. Two of them tend to  $\varepsilon(\mathbf{k}) \rightarrow \pm\sqrt{2}k$  at  $k \rightarrow \infty$  and describe the upper and lower energy branches of the non-perturbed Hamiltonian (II.4). Obviously, if  $m_1 = -m_3$ , then the middle branch tends to the flat energy band  $\varepsilon = 0$  of the free Hamiltonian (II.4) at large  $|\mathbf{k}|$ . Therefore, we will assume in what follows that  $m_1 = -m_3 = m$ . In this case, Eq.(III.2) takes the form

$$(\varepsilon - m_2)(m^2 - \varepsilon^2) + 2\varepsilon k^2 = 0. \quad (\text{III.3})$$

The examples of spectrum defined by this equation are shown in Fig.2. It is easy to check that  $\varepsilon = 0$  is the exact solution of Eq.(III.3) for all  $\mathbf{k}$  if  $m_2 = 0$ . The flat band solution  $\varepsilon = 0$  is realized also if  $m = 0$ . In what follows, we will study only solutions with  $m \neq 0$  and  $m_2 \neq 0$  when the flat band is absent. Equation (III.3) implies that the particle-hole symmetry could be preserved even in the case  $m_2 \neq 0$  if we consider the mass term  $-m_2$  at the valley  $\xi = -$ . Since the choice of the sign of  $m$  is irrelevant for the energy dispersion, without loss of generality we could assume that  $m$  takes the same value in both valleys. Thus, we have the following intravalley gapped Hamiltonian at valley  $\xi$ :

$$H_\xi = \begin{pmatrix} 0 & \xi k_x - ik_y & 0 \\ \xi k_x + ik_y & 0 & \xi k_x - ik_y \\ 0 & \xi k_x + ik_y & 0 \end{pmatrix} + \begin{pmatrix} m & 0 & 0 \\ 0 & \xi m_2 & 0 \\ 0 & 0 & -m \end{pmatrix}. \quad (\text{III.4})$$

It is worth noting that this Hamiltonian for  $m_2 = 0$  possesses the intravalley particle-hole symmetry  $\mathcal{C} = AK$

$$\mathcal{C}H_\xi(\mathbf{k}) + H_\xi(\mathbf{k})\mathcal{C} = 0, \quad A = \begin{pmatrix} 0 & 0 & 1 \\ 0 & -1 & 0 \\ 1 & 0 & 0 \end{pmatrix}, \quad (\text{III.5})$$

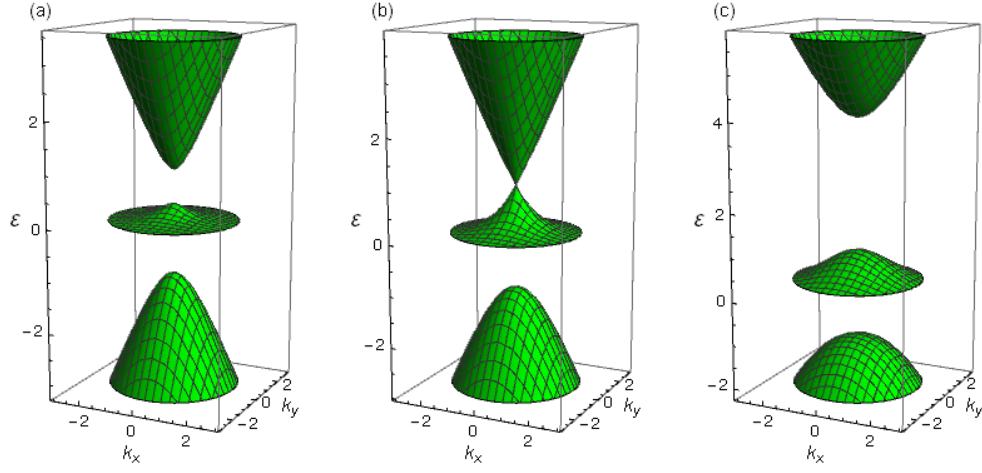


FIG. 2. Energy spectrum defined by Eq.(III.3) for three values of  $m_2$  (a):  $m_2 = 0.35m$ , (b):  $m_2 = m$ , (c):  $m_2 = 4m$ . At the middle panel the crossing point of two bands is shown. Here energy  $\varepsilon$  and momenta  $\mathbf{k}$  are measured in units of  $m$ .

where  $K$  is the complex conjugation. The existence of this particle-hole symmetry explains why the energy spectrum is particle-hole symmetric in a given valley for  $m_2 = 0$ . The second term in Hamiltonian (III.4) defines an ansatz for the full inverse propagator in the theory with the Hamiltonian  $H_0 + V_{local}$ , where gap parameters  $m$  and  $m_2$  are determined self-consistently by solving the Schwinger–Dyson equation.

### A. Gap equations

Varying the Baym–Kadanoff action (II.5) with respect to  $G$ , we obtain the following Schwinger–Dyson equation in the Hartree–Fock (mean field) approximation:

$$G_\xi^{-1}(\Omega, \mathbf{p}) = S_\xi^{-1}(\Omega, \mathbf{p}) - i \frac{2U}{v_F^2} \int \frac{d\omega d^2k}{(2\pi)^3} G_\xi(\omega, \mathbf{k}), \quad (\text{III.6})$$

where we retained only the exchange contribution because the Hartree contribution vanishes at the neutrality point of the considered particle-hole symmetric state. Note that  $H_\xi$  does not mix states from the two valleys, therefore, the Schwinger–Dyson equation (III.6) for the intravalley gaps is diagonal in the valley indices. The additional factor  $2/v_F^2$  appears due to the definition of  $k$  below Eq.(II.4).

As was discussed above, we study the gap generation in a neutral particle-hole symmetric system with  $m_2$  and  $-m_2$  mass terms in the valleys  $+$  and  $-$ , respectively. Therefore, there is no need to introduce the chemical potential. However, the valley dependent chemical potential  $\xi\mu_v$  with opposite signs in the two valleys could be dynamically generated. Hence it should be added to the Hamiltonian  $H_\xi$ . The corresponding gap equations for  $m$ ,  $m_2$ , and  $\mu_v$  are derived in Appendix A. It is useful to perform the Wick rotation  $\omega \rightarrow i\omega$  in the gap equations (A.10)-(A.12) and integrate over  $\omega$  and polar angle  $\varphi$ . Then we obtain the following system of equations for  $\mu_v$ ,  $m$ , and  $m_2$ :

$$\mu_v = \frac{U}{v_F^2} \int_0^\Lambda \frac{kdk}{2\pi} \left[ \frac{k^2 + r_0(m_2 - r_0)}{(r_1 - r_0)(r_0 - r_2)} \text{sign}[\mu_v - r_0] + (c.p.) \right], \quad (\text{III.7})$$

$$m = m \frac{U}{v_F^2} \int_0^\Lambda \frac{kdk}{2\pi} \left[ \frac{(m_2 - r_0)}{(r_0 - r_1)(r_0 - r_2)} \text{sign}[\mu_v - r_0] + (c.p.) \right], \quad (\text{III.8})$$

$$m_2 = -\frac{U}{v_F^2} \int_0^\Lambda \frac{kdk}{2\pi} \left[ \frac{k^2 - m^2 + m_2 r_0}{(r_0 - r_1)(r_0 - r_2)} \text{sign}[\mu_v - r_0] + (c.p.) \right], \quad (\text{III.9})$$

where  $c.p.$  means summation over two terms with cyclic permutations of roots  $r_0$ ,  $r_1$ , and  $r_2$ . Here  $r_0$ ,  $r_1$ , and  $r_2$  are functions of  $k$  defined in Appendix in Eq.(A.7) and describe the momentum dispersion of energy bands. The symmetry under permutations of  $r_0$ ,  $r_1$ , and  $r_2$  is obvious in these equations. Here we also introduced an ultraviolet cutoff  $\Lambda$  for

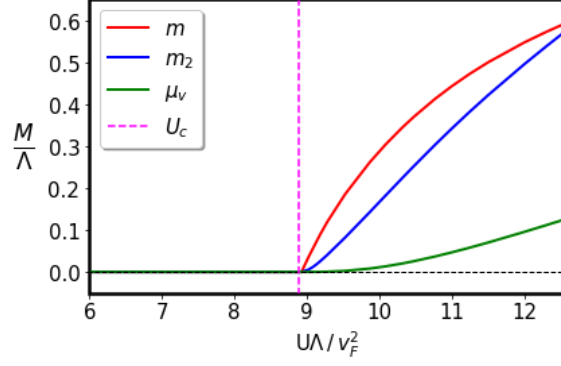


FIG. 3. Solutions  $M = m, m_2, \mu_v$  for the system of gap equations (III.7)-(III.9) as a function of coupling constant  $U$ . The critical value  $U_c$  of coupling constant, estimated in Eq.(III.11), is marked by dashed vertical line.

energy, which is of order  $\hbar v_F \pi / (a\sqrt{2})$ , where  $a$  is the lattice constant  $a = 2.46 \text{ \AA}$ , and we take  $v_F = 10^6 \text{ m/s}$  as for graphene. An alternative choice of  $\Lambda$  would be a cut-off related to the width of energy band, i.e.,  $\Lambda = t/\sqrt{2}$ , where  $t = 2.4 \text{ eV}$  like in graphene. This cutoff determines the range of applicability of the low-energy model.

### B. Properties of gap equations and critical coupling constant

Before solving the gap equations numerically, we should note several their algebraic properties. At first, if a certain set  $m, m_2, \mu_v$  is a solution, then sets with changed signs of masses and valley chemical potential, i.e.,  $-m, m_2, \mu_v$  and  $m, -m_2, -\mu_v$  are also solutions. This follows from the symmetry properties of roots  $r_n$  defined in Eq.(A.7).

Another important property is that there are no solutions of the gap equations (III.7)-(III.9) for weak coupling  $U$ . This can be shown in the following way: nontrivial solutions are possible for  $U \rightarrow 0$  only if there are poles in the integrands at  $k = 0$ . This can happen only if two bands meet, i.e.,  $r_i(\mathbf{k} = 0) = r_j(\mathbf{k} = 0)$ . Near the  $k = 0$  point the denominator is linear in  $k$ , and the integral over  $d^2k$  cancels this singularity. In other words, there are no infrared singularities and nontrivial solutions require a critical value  $U_c$  for their existence.

Further, let us find the critical coupling constant above which a nontrivial solution exists. Near the critical value, both gaps  $m, m_2$  and the valley chemical potential  $\mu_v$  should tend to zero. Since there are no infrared singularities, the critical coupling constant can be found from the ultraviolet limit of the gap equations at large  $k$ . In such a limit, the gap equation (III.8) reduces to

$$m = m \frac{U}{v_F^2} \int \frac{k dk}{2\pi} \frac{1}{\sqrt{2}k}, \quad (\text{III.10})$$

which results in the following coupling constant for  $m \neq 0$ :

$$U_c = \frac{2\pi\sqrt{2}v_F^2}{\Lambda} \approx 8.89 \frac{v_F^2}{\Lambda}. \quad (\text{III.11})$$

Finally, let us proceed to numerical solution of the gap equations. It is convenient to measure  $U$  in terms of  $v_F^2/\Lambda$ . The gap equations (III.7)-(III.9) form a set of coupled nonlinear equations. We solve them numerically by using standard iterative methods (see, for example, Ref.[33]). Guessing initial points in a wide range for both masses and valley chemical potential, we were able to find solutions just above the critical constant (III.11). The corresponding results are shown in Fig.3. Near  $U = U_c$  gaps  $m, m_2$  are small and valley chemical potential  $\mu_v$  is still several orders of magnitude smaller. All these dynamical parameters grow quickly with  $U$ . We determined also the corresponding critical exponents by using numerically obtained solutions near  $U_c$ . We found that the dynamical parameters scale like as  $m \sim (U - U_c)$ ,  $m_2 \sim (U - U_c)^{1.5}$ , and  $\mu_v \sim (U - U_c)^{3.3}$ .

## IV. INTERVALLEY GAP

Since the denominator in the gap equations (III.7)-(III.9) contains the difference of energy dispersions of two bands, this difference is approximately like that in graphene or two times less. This is the mathematical reason for

the existence of a nonzero critical coupling constant for the gap generation like in graphene. However, there is the middle completely flat band in the dice model. This suggests that it might be favorable to consider an intervalley gap which couples the electron and holes from different valleys. For such a gap, the difference of the energy dispersion of the flat bands in the two valleys should not increase with  $k$  at large  $k$ . The two-valley Hamiltonian which describes the intervalley pairing is given, in general, by

$$H_{2v} = \begin{pmatrix} H_0^+ & P \\ P^\dagger & H_0^- \end{pmatrix}, \quad (\text{IV.1})$$

where

$$H_0^+ = \begin{pmatrix} 0 & k_x - ik_y & 0 \\ k_x + ik_y & 0 & k_x - ik_y \\ 0 & k_x + ik_y & 0 \end{pmatrix}, \quad H_0^- = \begin{pmatrix} 0 & -k_x - ik_y & 0 \\ -k_x + ik_y & 0 & -k_x - ik_y \\ 0 & -k_x + ik_y & 0 \end{pmatrix} \quad (\text{IV.2})$$

are the free Hamiltonians in the  $K$  and  $K'$  valleys defined by Eq.(II.4) and matrix  $P$  describes the intervalley gap. Since

$$TH_0^-T^{-1} = H_0^+, \quad T = \begin{pmatrix} 0 & 0 & 1 \\ 0 & 1 & 0 \\ 1 & 0 & 0 \end{pmatrix}, \quad (\text{IV.3})$$

it is convenient to exchange the  $A$  and  $B$  components of wave functions in the  $K'$  valley multiplying them by  $T$ . Then the intervalley Hamiltonian (IV.1) takes the form

$$H_{iv} = \begin{pmatrix} H_0^+ & F \\ F^\dagger & -H_0^+ \end{pmatrix}, \quad (\text{IV.4})$$

where its block diagonal elements differ only by sign and  $F = PT^{-1}$ . Hamiltonian (IV.4) acts on six-component wave functions  $\psi^T = (\psi_A^K, \psi_C^K, \psi_B^K, \psi_B^{K'}, \psi_C^{K'}, \psi_A^{K'})$ . In order to determine the gap equation for the intervalley gap, we need to calculate Green's function

$$G(\omega, \mathbf{k}) = \frac{1}{\omega - H_{iv}} = \begin{pmatrix} \omega - H_0^+ & F \\ F^\dagger & \omega + H_0^+ \end{pmatrix}^{-1}, \quad (\text{IV.5})$$

where  $F$  should be determined self-consistently from the Schwinger-Dyson equation which we derive below.

#### A. Ansatz and gap equation

Let us to consider the following ansatz for the intervalley gap with diagonal matrix  $F$  whose elements, however, are different:

$$F = \text{diag}(\Delta, \Delta_2, \Delta) \quad (\text{IV.6})$$

and, without loss of generality, we assume that  $\Delta$  and  $\Delta_2$  are real. Such an ansatz, whose first and third diagonal elements are the same, is consistent with the intervalley particle-hole symmetry (compare it with the particle-hole symmetry (III.5) for the intravalley electron and hole pairing) because the anticommutator of the operator  $\mathcal{C}_{iv} = AKV$  with  $H_{iv}$  is zero

$$\{\mathcal{C}_{iv}, H_{iv}\} = 0, \quad V = \begin{pmatrix} I & 0 \\ 0 & -I \end{pmatrix}. \quad (\text{IV.7})$$

Here  $A$  is defined in Eq.(III.5),  $K$  is the complex conjugation, and  $V$  acts on the intervalley indices. Note that since the intervalley particle-hole symmetry is preserved, it is no need to introduce the valley dependent chemical potential  $\xi\mu_v$  like we did in the previous section for the case of intravalley pairing, where  $m_2$  breaks the intravalley particle-hole symmetry. Green's function (IV.5) for the intervalley gap function (IV.6) is derived in Appendix B.

Using this Green's function, we readily find that the Schwinger-Dyson equation leads to the following gap equation:

$$F = i \frac{2U}{v_F^2} \int \frac{d\omega d^2k}{(2\pi)^3} \frac{B}{\det[\omega - H_{iv}]}, \quad (\text{IV.8})$$



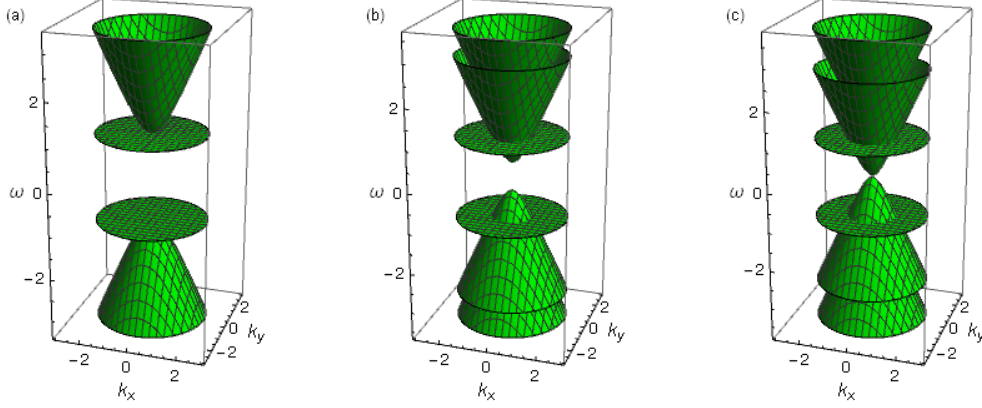


FIG. 4. Energy dispersion for  $\Delta_2 = \Delta$  (panel (a)),  $\Delta_2 = 0.35\Delta$  (panel (b)), and  $\Delta_2 = 0.02\Delta$  (panel (c)). Here  $\omega$  and  $\mathbf{k}$  are measured in units of  $\Delta$ .

where  $B$  is the off-diagonal block of Green's function defined in Eq.(B.3). The determinant in the denominator equals

$$\det[\omega - H_{iv}] = (\omega^2 - \Delta^2)(\omega^2 - a^2)(\omega^2 - b^2), \quad (\text{IV.9})$$

where

$$a^2, b^2 = \frac{1}{2} \left( 4k^2 + \Delta^2 + \Delta_2^2 \pm |\Delta - \Delta_2| \sqrt{8k^2 + (\Delta + \Delta_2)^2} \right). \quad (\text{IV.10})$$

The corresponding spectrum is shown in Fig.4 for several values of  $\Delta$  and  $\Delta_2$ . We will find below that  $\Delta_2 \ll \Delta$  for solutions of the gap equations, therefore, panel (c) describes the most relevant case. Equation (IV.8) after the Wick rotation  $\omega \rightarrow i\omega$  gives the equations for gap parameters which can be written as follows:

$$\Delta = \frac{2U}{v_F^2} \int \frac{d\omega d^2k}{(2\pi)^3} \left[ \frac{A}{\omega^2 + a^2} + \frac{B}{\omega^2 + b^2} + \frac{C}{\omega^2 + \Delta^2} \right], \quad (\text{IV.11})$$

$$\Delta_2 = \frac{2U}{v_F^2} \int \frac{d\omega d^2k}{(2\pi)^3} \left[ \frac{\Delta_2(a^2 - \Delta^2) - 2\Delta k^2}{(a^2 - b^2)(a^2 + \omega^2)} + \frac{\Delta_2(\Delta^2 - b^2) + 2\Delta k^2}{(a^2 - b^2)(b^2 + \omega^2)} \right], \quad (\text{IV.12})$$

where  $a^2$  and  $b^2$  are defined in Eq.(IV.10) and coefficients  $A, B, C$  are

$$A = \frac{a^4\Delta - a^2(\Delta^3 + \Delta\Delta_2^2 + 2\Delta k^2 + \Delta_2 k^2) + \Delta(\Delta\Delta_2 + k^2)(\Delta\Delta_2 + 2k^2)}{(a^2 - b^2)(a^2 - \Delta^2)},$$

$$B = A(a \leftrightarrow b), \quad C = \frac{2\Delta k^2(k^2 - \Delta^2 + \Delta\Delta_2)}{(a^2 - \Delta^2)(b^2 - \Delta^2)}. \quad (\text{IV.13})$$

The structure of the gap equations (IV.11), (IV.12) implies that we can assume without loss of generality that  $\Delta \geq 0$  and leave the sign of  $\Delta_2$  undefined. Then integrating over frequency and angle, we obtain ( $a, b > 0$ )

$$\Delta = \frac{2U}{v_F^2} \int_0^\Lambda \frac{kdk}{2\pi} \frac{1}{a+b} \left[ \frac{k^2(a^2 + a\Delta_2 - k^2)}{a(a-b)(a+\Delta)} + (a \leftrightarrow b) + \frac{\Delta}{2} + \frac{\Delta_2(\Delta\Delta_2 + 3k^2)}{2ab} \right], \quad (\text{IV.14})$$

$$\Delta_2 = \frac{2U}{v_F^2} \int_0^\Lambda \frac{kdk}{2\pi} \frac{1}{a+b} \left[ \frac{\Delta(\Delta\Delta_2 + 2k^2)}{2ab} + \frac{\Delta_2}{2} \right]. \quad (\text{IV.15})$$

The above equations form a coupled system of equations for  $\Delta$  and  $\Delta_2$ . Note the symmetry under the exchange  $a \leftrightarrow b$ . We will solve this system numerically in Subsec.IV C. As we argued above, the flat band should play the principal role for intervalley gap generation. Therefore, before finding numerical solutions to the gap equations (IV.14) and (IV.15), it is instructive to study in the next subsection the intervalley gap generation by retaining only the flat bands in the two valleys.

### B. Flat band approximation

To study the intervalley gap generation in the flat band approximation (FBA), we should find explicitly the corresponding flat band electron states. First of all, by using Eq.(II.4), we obtain that the normalized states of zero energy of the free Hamiltonian  $H_0^+$  are given by

$$\psi_0^T(\mathbf{k}) = \frac{1}{\sqrt{2}2\pi} \left( 1, 0, -\frac{k_+}{k_-} \right). \quad (\text{IV.16})$$

In order to proceed and consider the intervalley gap generation, we should determine the eigenstates of Hamiltonian (IV.4) in the subspace composed of flat band states in two valleys, i.e.,

$$H_{iv}\Psi = E\Psi, \quad (\text{IV.17})$$

where  $\Psi$  consists of the flat band states (IV.16) in two valleys with two unknown constants  $C_1 \equiv N$  and  $C_2 \equiv NC$

$$\Psi^T = N \left( 1, 0, -\frac{k_+}{k_-}, C, 0, -C\frac{k_+}{k_-} \right). \quad (\text{IV.18})$$

The eigenstate equation (IV.17) for  $F = \text{diag}(\Delta, \Delta_2, \Delta)$  gives two nontrivial relations

$$E - \Delta C = 0, \quad \Delta - EC = 0. \quad (\text{IV.19})$$

Note that the gap  $\Delta_2$  is not present in the above equations. Clearly, the system of equations (IV.19) means that there are two solutions

$$C = 1, \quad E = -\Delta, \quad C = -1, \quad E = \Delta. \quad (\text{IV.20})$$

Obviously, the two former degenerate flat band solutions in two valleys are now split in energy by  $2\Delta$ .

Green's function connected with the flat band states has the form

$$G_{FB}(\omega, \mathbf{k}) = \frac{\Psi_{-\Delta}\Psi_{-\Delta}^\dagger}{\omega + \Delta} + \frac{\Psi_{\Delta}\Psi_{\Delta}^\dagger}{\omega - \Delta}, \quad (\text{IV.21})$$

where

$$\Psi_{-\Delta}^T = \frac{1}{4\pi} \left( 1, 0, -\frac{k_+}{k_-}, -1, 0, \frac{k_+}{k_-} \right), \quad \Psi_{\Delta}^T = \frac{1}{4\pi} \left( 1, 0, -\frac{k_+}{k_-}, 1, 0, -\frac{k_+}{k_-} \right). \quad (\text{IV.22})$$

In order to consider the gap generation, we should consider the off-diagonal elements of the matrix  $G_{FB}$ . Let us consider the upper off-diagonal block (the consideration of the lower off-diagonal block gives the same results). Since the element 25 of the matrix  $G_{FB}$  is zero, we conclude that  $\Delta_2 = 0$  in the flat band approximation. The elements 14 and 36 of the matrix  $G_{FB}$  coincide. Therefore, the ansatz with  $F = \text{diag}(\Delta, \Delta_2, \Delta)$ , whose 11 and 33 elements are the same, is indeed consistent. Thus, we have the following gap equation in the flat band approximation defined by the element 14 or 36 of the matrix  $G_{FB}$ :

$$\Delta = -i\frac{2U}{v_F^2} \int \frac{d\omega d^2k}{(2\pi)^3} \frac{1}{4\pi} \left( -\frac{1}{\omega - \Delta} + \frac{1}{\omega + \Delta} \right) = \frac{iU}{\pi v_F^2} \int \frac{d\omega d^2k}{(2\pi)^3} \frac{\Delta}{\omega^2 - \Delta^2 + i\delta}. \quad (\text{IV.23})$$

Integrating over  $\omega$  and introducing a cut-off  $\Lambda$  over momentum, we easily find the following gap in the flat band approximation:

$$\Delta = \frac{U\Lambda^2}{8\pi^2 v_F^2}. \quad (\text{IV.24})$$

Clearly, the critical coupling constant is zero like in the case of the magnetic catalysis of the gap generation [34] in a model with local four-fermion interaction in  $2+1$  dimensions. Note that there is no trivial solution again as in the magnetic catalysis case. The calculated gap (IV.24) is quadratically divergent and is much larger than the gap in the lowest Landau level (LLL) approximation. The reason is that Green's function in the LLL approximation in fermion systems with relativistic-like energy dispersion and dynamically generated mass  $m$  is quite similar to the flat band Green's function (IV.21)

$$S_{LLL}(q) = e^{-\frac{q^2}{4eB}} \frac{\omega\gamma_0 - m}{\omega^2 - m^2} (1 - i\gamma_1\gamma_2) \quad (\text{IV.25})$$



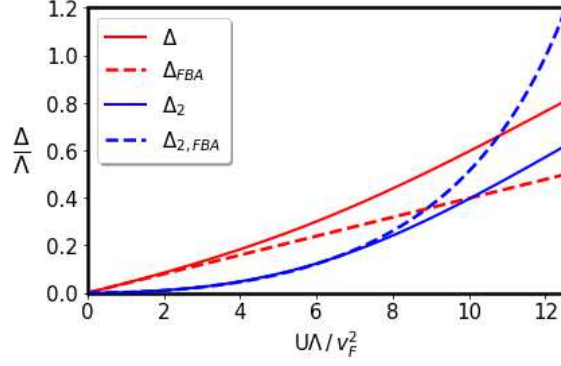


FIG. 5. Numerical solutions of the gap equations (IV.14) and (IV.15).

except that it contains an exponentially decreasing factor in momenta  $\mathbf{q}$  (here  $\gamma_0$ ,  $\gamma_1$ , and  $\gamma_2$  are the Dirac  $\gamma$ -matrices). Therefore, the corresponding solution to the gap equation is proportional to the magnetic field strength  $|eB|$  rather than the cut-off squared  $\Lambda^2$  (see Eq.(64) in [34]). This is the reason why the intravalley gap is so large.

In addition, we should note that the flat band approximation in the model under consideration can be obtained as a large momentum limit of gap equations. Assuming that  $\Delta$ ,  $\Delta_2 \ll \Lambda$ , we can approximate coefficients  $a, b$  in (IV.10) as follows:

$$a^2, b^2 \approx 2k^2. \quad (\text{IV.26})$$

Substituting this back in Eqs.(IV.14), we find the following solutions for gap parameters:

$$\Delta = \frac{U}{v_F^2} \frac{\Lambda^2}{8\pi}, \quad \Delta_2 = \frac{\sqrt{2}U\Lambda\Delta}{8\pi v_F^2 - \sqrt{2}U\Lambda} = \frac{\sqrt{2}}{1 - \sqrt{2}\Delta/\Lambda} \frac{\Delta^2}{\Lambda}. \quad (\text{IV.27})$$

These expressions extend the results obtained in the two-band FBA discussed above and incorporate corrections from other energy bands for  $\Delta_2$ . Before proceeding to the numerical analysis, it is instructive to estimate the values of generated gaps. Using cut-off  $\Lambda = v_F\pi/(a\sqrt{2})$ , we find  $\Delta = \pi U/(16a^2)$ . For local Coulomb interaction, we can use the corresponding estimate in graphene  $V_C = e^2\sqrt{3}/(a\pi) \approx 3.3 \text{ eV}$  [35]. This gives the coupling constant  $U = V_C/\Omega_{BZ}$  (here  $\Omega_{BZ} = 2/(\sqrt{3}a^2)$  is the area of the Brillouin zone), we find  $\Delta = 0.56 \text{ eV}$ . Interestingly, the obtained result qualitatively agrees with the study of gap generation in twisted graphene bilayers near a magic angle [28], where the flat band is present. Indeed, due to the very large length of the moire lattice unit  $a_{TBG} \approx 12 \text{ nm}$ , the corresponding gaps are suppressed by factor  $a^2/a_{TBG}^2$  leading to gaps of order few  $\text{meV}$  in twisted bilayer graphene.

### C. Numerical analysis of solutions and their free energy

In the numerical analysis, it is convenient to measure  $U$  in units of  $v_F^2/\Lambda$ . Like in Sec.III B we use the iteration method to solve the gap equations. The corresponding numerical solutions are presented in Fig.5 and are compared with the flat band approximation result.

One should note that gap  $\Delta_2$  is one order of magnitude smaller than gap  $\Delta$  for small values of  $U$  such that  $U\Lambda/v_F^2 < 2$ . For example, at  $U\Lambda/v_F^2 = 1.4$  we find  $\Delta \approx 0.06\Lambda$ ,  $\Delta_2 \approx 0.005\Lambda$ . However,  $\Delta_2$  grows much faster with coupling constant  $U$ , approximately as  $U^2$ , which quantitatively agrees with Eq.(IV.27) at small coupling constant.  $U\Lambda/v_F^2 > 4$ , the FBA solution starts to deviate from the exact solution. Of course, we should note that the low-energy model is not applicable when gaps become of order  $\Lambda$ .

Among all solutions of the Schwinger Dyson equation the stable one is selected as the solution with the lowest free-energy density. The free energy density of a certain solution is determined by the value of the Baym–Kadanoff effective action (II.5) for the corresponding extremum of the Schwinger-Dyson equation  $\delta\Gamma(G)/\delta G = 0$  which takes the form [32]

$$\Gamma = -i \text{Tr} \left[ \text{Ln } G^{-1}S + \frac{1}{2} (S^{-1}G - 1) \right]. \quad (\text{IV.28})$$

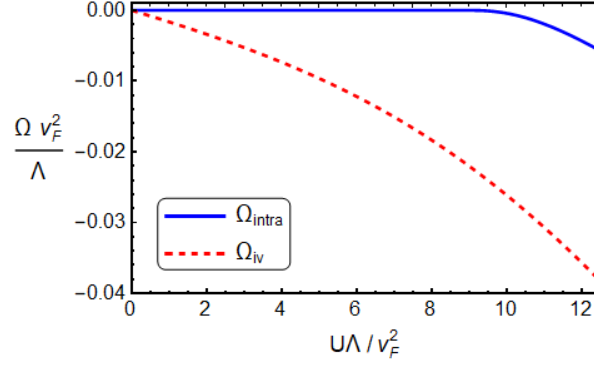


FIG. 6. Numerical results for the free energy density  $\Omega$  as a function of coupling constant  $U$ . The free energy density for the intravalley gap solution is given by Eq.(C.3) and for the intervalley gap solution is defined in Eq.(C.5).

The free energy density is given by  $\Omega = -\Gamma/TV$  where  $TV$  is a space-time volume. Integrating by parts the logarithm term and omitting the irrelevant surface term (which does not depend on gaps), we find

$$\Omega = i \int_{-\infty}^{\infty} \frac{d\omega}{2\pi} \frac{2}{v_F^2} \int \frac{d^2k}{(2\pi)^2} \text{tr} \left\{ -\omega \left[ \frac{\partial G^{-1}(\omega)}{\partial \omega} G(\omega) + S^{-1}(\omega) \frac{\partial S(\omega)}{\partial \omega} \right] + \frac{1}{2} [S^{-1}(\omega) G(\omega) - 1] \right\}. \quad (\text{IV.29})$$

The technical details of calculation of the energy density of the intravalley and intervalley gap solutions are presented in Appendix C. Here we present the results of numerical evaluation by using Eqs.(C.3) and (C.5) and plot the free energies for both types of gaps in Fig.6. Clearly, the intervalley gap solution is always preferable including the region above the critical coupling constant (III.11).

## V. SUMMARY

We studied the gap generation in the dice model at the neutrality point. We found that there are two main intravalley and intervalley types of the electron-hole pairing which pairs the electron and hole states in the same and different valleys, respectively. The neutrality of the system provides an important reduction of the number of order parameters. Indeed, it turned out that the particle-hole symmetry restricts the number of possible order parameters to three in the case of the intravalley gap and the intervalley particle-hole symmetry gives two independent order parameters for the intervalley pairing. Thus, there are three and two gap equations in the case of the intra- and intervalley gap generation, respectively.

To get an insight into the gap generation in the dice model and reveal the role of the flat band, we employed a local four-fermion interaction in our study. The main technical advantage of local interaction is that the gap equations are algebraic and admit an efficient numerical and partially analytic analysis. Our main finding is that the intervalley gap is generated for an arbitrary small coupling constant unlike the intravalley gap which requires a critical coupling constant. These qualitatively different results are due to the crucial role which plays the flat band in the intra- and intervalley gap generation.

Indeed, the intravalley gap pairs the electron and hole states in the same valley, therefore, it cannot pair states from the flat band only because such states cannot be the electron and hole ones simultaneously. In contrast, the intervalley gap relates the electron and hole states in flat bands from different valleys. The dispersionless band has a singular density of states that strongly enhances the intervalley gap generation leading to an extremely large gap proportional to the coupling constant times the area of the Brillouin zone. This result agrees with the heuristic argument that the completely flat band is the most favorable for the gap generation [36 and 37]. The intervalley gap generation in the dice model is also qualitatively similar to that in the case of magnetic catalysis in (2+1) dimensions in fermion systems with relativistic-like energy spectrum [34]. Indeed, magnetic field produces completely flat Landau levels and a fermion gap is generated for an arbitrary small coupling constant and is proportional to the degeneracy of the lowest Landau level defined by the inverse of the magnetic length squared  $l^{-2}$ . Since the magnetic length is typically much larger than the lattice constant (e.g., in graphene,  $l$  is 26 nm at  $B = 1$  T and the lattice constant  $a = 0.246$  nm), the intravalley gap is strongly enhanced in the dice model by factor  $l^2/a^2 \approx 10^4$  compared to the gap generated due

to the magnetic catalysis. Thus, we conclude that the flat band catalysis is very efficient indeed. The underlying physical reason is very simple. Due to the dispersionless flat band, the integration over momentum leads to a gap proportional to the area of the Brillouin zone, thus, very strongly enhancing the gap. Finally, we note that our results emphasize and shed additional light on the important role of flat band in the gap generation for magic angle twisted bilayer graphene.

### ACKNOWLEDGMENTS

E.V.G. and V.P.G. acknowledge collaboration within the Ukrainian-Israeli Scientific Research Program of the Ministry of Education and Science of Ukraine (MESU) and the Ministry of Science and Technology of the state of Israel (MOST).

### Appendix A: Intravalley Green's function and gap equations

Green's function of quasiparticles in the dice model with intravalley gaps at given valley  $\xi$  in momentum space equals

$$G_\xi(\omega, \mathbf{k}) = \frac{1}{\omega - H_\xi + \xi\mu_v} = \frac{1}{\det[\omega - H_\xi + \xi\mu_v]} \times \begin{pmatrix} (\omega + \xi\mu_v + m)(\omega + \xi\mu_v - \xi m_2) - k^2 & D & E \\ B & (\omega + \xi\mu_v)^2 - m^2 & H \\ C & F & (\omega + \xi\mu_v - m)(\omega + \xi\mu_v - \xi m_2) - k^2 \end{pmatrix}, \quad (\text{A.1})$$

$$\det[\omega - H_\xi + \xi\mu_v] = (\omega + \xi\mu_v - \xi m_2)((\omega + \xi\mu_v)^2 - m^2) - 2\tilde{k}^2(\omega + \xi\mu_v),$$

where off-diagonal matrix elements are

$$\begin{aligned} D &= (\omega + \xi\mu_v + m)k_-^\xi, & E &= (k_-^\xi)^2, & B &= (\omega + \xi\mu_v + m)k_+^\xi, \\ H &= (\omega + \xi\mu_v - m)k_-^\xi, & C &= (k_+^\xi)^2, & F &= (\omega + \xi\mu_v - m)k_+^\xi, \end{aligned} \quad (\text{A.2})$$

and  $k_-^\xi = (\xi k_x - i k_y)/\sqrt{2}$  and  $k_+^\xi = (\xi k_x + i k_y)/\sqrt{2}$ .

Clearly, all off-diagonal terms in  $G_\xi(\omega, \mathbf{k})$  depend linearly or quadratically on  $k_+^\xi$  and  $k_-^\xi$ , therefore, all such terms vanish after integration over momentum in Eq.(III.6). Hence the Schwinger–Dyson equation gives three equations for  $\mu_v$ ,  $m$ , and  $m_2$  for the diagonal terms. They are

$$\xi\mu_v = -i\frac{2U}{v_F^2} \int \frac{d\omega d^2k}{(2\pi)^3} \frac{(\omega + \xi\mu_v)(\omega + \xi\mu_v - \xi m_2) - k^2}{\det[\omega + i0\text{sgn}(\omega) - H_\xi + \xi\mu_v]}, \quad (\text{A.3})$$

$$m = i\frac{2U}{v_F^2} \int \frac{d\omega d^2k}{(2\pi)^3} \frac{m(\omega + \xi\mu_v - \xi m_2)}{\det[\omega + i0\text{sgn}(\omega) - H_\xi + \xi\mu_v]}, \quad (\text{A.4})$$

$$\xi m_2 = i\frac{2U}{v_F^2} \int \frac{d\omega d^2k}{(2\pi)^3} \frac{(\omega + \xi\mu_v)\xi m_2 + k^2 - m^2}{\det[\omega + i0\text{sgn}(\omega) - H_\xi + \xi\mu_v]}. \quad (\text{A.5})$$

Note that Eq.(A.4) for gap  $m$  is explicitly homogeneous unlike Eqs.(A.3) and (A.5) for  $\mu_v$  and  $m_2$ . As we stated above, we seek solutions with  $m \neq 0$ , otherwise, the flat band with  $\varepsilon = 0$  is realized and it is not clear how to define a half-filled state.

Since  $\xi$  equals  $\pm$  in two valleys, in fact, the system of equations (A.3)-(A.5) consists of six equations for three unknowns  $\mu_v$ ,  $m$ , and  $m_2$ . It is convenient to change the variable  $\omega \rightarrow \xi\omega$  on the right-hand side of these equations to see that this system of equations is consistent. In order to calculate the integral over  $\omega$  in the above gap equations and make it explicitly convergent we represent the integrands as  $I(\omega) = I(\omega)/2 + I(\omega \rightarrow -\omega)/2$  utilizing the symmetric integration in  $\omega$ . The denominators in the integrands is convenient to write in terms of roots of the cubic equation

$$\det[\omega - H_\xi + \xi\mu_v] = (\omega + \xi\mu_v - m_2)((\omega + \xi\mu_v)^2 - m^2) - 2k^2(\omega + \xi\mu_v) = 0 \quad (\text{A.6})$$

which are given by

$$r_n = \omega_n + \mu_v = \frac{m_2}{3} + 2m\sqrt{-\frac{p}{3}} \cos\left(\frac{1}{3} \arccos\left(\frac{3q}{2p}\sqrt{-\frac{3}{p}}\right) - \frac{2\pi n}{3}\right), \quad n = 0, 1, 2, \quad (\text{A.7})$$

where

$$p = - \left( 1 + \frac{2k^2}{m^2} + \frac{m_2^2}{3m^2} \right), \quad q = \frac{m_2}{m} \left( 1 - \frac{1 + \frac{2k^2}{m^2}}{3} - \frac{2m_2^2}{27m^2} \right) = \frac{m_2}{m} \left( \frac{2}{3} \left( 1 - \frac{k^2}{m^2} \right) - \frac{2m_2^2}{27m^2} \right). \quad (\text{A.8})$$

Thus, the determinant can be conveniently rewritten as

$$\det[\omega - H_\xi + \xi\mu_v] = (\omega + \xi\mu_v - r_0)(\omega + \xi\mu_v - r_1)(\omega + \xi\mu_v - r_2). \quad (\text{A.9})$$

Then we obtain

$$\mu_v = -\frac{iU}{v_F^2} \int \frac{d\omega d^2k}{(2\pi)^3} \left( \frac{(\omega + \mu_v)(\omega + \mu_v - m_2) - k^2}{\det[\omega + i\delta - H_\xi + \xi\mu_v]} - [\mu_v \rightarrow -\mu_v, m_2 \rightarrow -m_2] \right), \quad (\text{A.10})$$

$$m = \frac{iU}{v_F^2} \int \frac{d\omega d^2k}{(2\pi)^3} \left( \frac{m(\omega + \mu_v - m_2)}{\det[\omega + i\delta - H_\xi + \xi\mu_v]} + [\mu_v \rightarrow -\mu_v, m_2 \rightarrow -m_2] \right), \quad (\text{A.11})$$

$$m_2 = \frac{iU}{v_F^2} \int \frac{d\omega d^2k}{(2\pi)^3} \left( \frac{(\omega + \mu_v)m_2 + k^2 - m^2}{\det[\omega + i\delta - H_\xi + \xi\mu_v]} - [\mu_v \rightarrow -\mu_v, m_2 \rightarrow -m_2] \right), \quad (\text{A.12})$$

where  $\delta = 0\text{sgn}(\omega)$ . This form of equations is convenient for further integration over frequency leading to Eqs.(III.7) - (III.9) in the main text.

## Appendix B: Intervalley Green's function

For Green's function of the intervalley gap ansatz (IV.5), we find the following explicit expression:

$$G_{ij} = \frac{1}{\det[\omega - H_{iv}]} \begin{pmatrix} A & B \\ C & D \end{pmatrix}, \quad \det[\omega - H_{iv}] = (\omega^2 - \Delta^2) [\omega^4 - \omega^2(4k^4 + \Delta^2 + \Delta_2^2) + (2k^2 + \Delta\Delta_2)^2]. \quad (\text{B.1})$$

The elements of the matrix  $A$  are

$$\begin{aligned} A_{11} &= \omega \left( (\Delta^2 - \omega^2) (\Delta_2^2 - \omega^2) + 2k^4 + \tilde{k}^2 (\Delta^2 + 2\Delta_2\Delta - 3\omega^2) \right), & A_{12} &= k_- (\Delta^2 - \omega^2) (\Delta\Delta_2 + 2k^2 - \omega^2), \\ A_{13} &= k_-^2 \omega (\Delta^2 - 2\Delta\Delta_2 - 2k^2 + \omega^2), & A_{21} &= k_+ (\Delta^2 - \omega^2) (\Delta\Delta_2 + 2k^2 - \omega^2), \\ A_{22} &= \omega (\Delta^2 - \omega^2) (\Delta^2 + 2k^2 - \omega^2), & A_{23} &= k_- (\Delta^2 - \omega^2) (\Delta\Delta_2 + 2k^2 - \omega^2), \\ A_{31} &= k_+^2 \omega (\Delta^2 - 2\Delta\Delta_2 - 2k^2 + \omega^2), & A_{32} &= k_+ (\Delta^2 - \omega^2) (\Delta\Delta_2 + 2k^2 - \omega^2), \\ A_{33} &= \omega \left( (\Delta^2 - \omega^2) (\Delta_2^2 - \omega^2) + 2k^4 + k^2 (\Delta^2 + 2\Delta_2\Delta - 3\omega^2) \right). & & \end{aligned} \quad (\text{B.2})$$

It turned out that  $B = C$  and the elements of  $B$  are

$$\begin{aligned} B_{11} &= \Delta (\Delta^2 - \omega^2) (\Delta_2^2 - \omega^2) + 2\Delta k^4 + k^2 (3\Delta^2\Delta_2 - (2\Delta + \Delta_2)\omega^2), & B_{13} &= -k_-^2 (\Delta^2\Delta_2 - 2\Delta\omega^2 + \Delta_2\omega^2 + 2\Delta k^2), \\ B_{12} &= (\Delta - \Delta_2) k_- \omega (\Delta^2 - \omega^2), & B_{22} &= (\Delta^2 - \omega^2) (\Delta_2 (\Delta^2 - \omega^2) + 2\Delta k^2), \\ B_{21} &= (\Delta - \Delta_2) (-k_+) \omega (\Delta^2 - \omega^2), & B_{31} &= -k_+^2 (\Delta^2\Delta_2 - 2\Delta\omega^2 + \Delta_2\omega^2 + 2\Delta k^2), \\ B_{23} &= (\Delta - \Delta_2) (-k_-) \omega (\Delta^2 - \omega^2), & & \\ B_{32} &= (\Delta - \Delta_2) k_+ \omega (\Delta^2 - \omega^2), & & \\ B_{33} &= \Delta (\Delta^2 - \omega^2) (\Delta_2^2 - \omega^2) + 2\Delta k^4 + k^2 (3\Delta^2\Delta_2 - (2\Delta + \Delta_2)\omega^2). & & \end{aligned} \quad (\text{B.3})$$

Finally, the elements of  $D$  are

$$\begin{aligned} D_{11} &= \omega \left( (\Delta^2 - \omega^2) (\Delta_2^2 - \omega^2) + 2k^4 + k^2 (\Delta^2 + 2\Delta_2\Delta - 3\omega^2) \right), & D_{31} &= k_+^2 \omega (-2k^2 + \Delta^2 + \omega^2 - 2\Delta\Delta_2), \\ D_{22} &= \omega (\Delta^2 - \omega^2) (\Delta^2 + 2k^2 - \omega^2), & D_{32} &= -k_+ (\Delta^2 - \omega^2) (2k^2 - \omega^2 + \Delta\Delta_2), \\ D_{33} &= \omega \left( (\Delta^2 - \omega^2) (\Delta_2^2 - \omega^2) + 2k^4 + k^2 (\Delta^2 + 2\Delta_2\Delta - 3\omega^2) \right), & D_{23} &= -k_- (\Delta^2 - \omega^2) (2k^2 - \omega^2 + \Delta\Delta_2), \\ D_{21} &= -k_+ (\Delta^2 - \omega^2) (2k^2 - \omega^2 + \Delta\Delta_2), & & \\ D_{12} &= -k_- (\Delta^2 - \omega^2) (2k^2 - \omega^2 + \Delta\Delta_2), & & \\ D_{13} &= k_-^2 \omega (-2k^2 + \Delta^2 + \omega^2 - 2\Delta\Delta_2), & & \end{aligned} \quad (\text{B.4})$$

In the main text we use the diagonal elements of  $B$  to write the gap equations in the explicit form. Note, that off-diagonal components vanish after integration over polar angle  $\varphi$  in momentum space.

### Appendix C: Evaluation of free energy

In this Appendix we present the detailed calculation of the free energy density for intravalley and intervalley gap states in the dice model. The final results are given by Eqs.(C.3) and (C.5).

Using expression (IV.29) for the Baym–Kadanoff free energy, we denote the integrand as

$$\tilde{\Omega}(\mathbf{k}, \omega) = \text{tr} \left\{ -\omega \left[ \frac{\partial G^{-1}(\omega)}{\partial \omega} G(\omega) + S^{-1}(\omega) \frac{\partial S(\omega)}{\partial \omega} \right] + \frac{1}{2} [S^{-1}(\omega) G(\omega) - 1] \right\}. \quad (\text{C.1})$$

First we evaluate the trace and perform summation over valleys, decomposing the result into fractions. Next it is convenient to perform the Wick rotation  $\omega \rightarrow i\omega$ . For the intravalley gap state, we obtain

$$\tilde{\Omega}_{intra}(\mathbf{k}, i\omega) = -\frac{8k^2}{\omega^2 + 2k^2} - \left( \frac{(\mu_v - r_0) (-2k^2 (4r_0 + \mu_v) + m^2 (3m_2 - 2r_0 - \mu_v) + r_0 (3r_0\mu_v - m_2 (r_0 + 2\mu_v)))}{(r_1 - r_0) (r_0 - r_2) ((\mu_v - r_0)^2 + \omega^2)} + (c.p.) \right), \quad (\text{C.2})$$

where  $(c.p.)$  denotes cyclic permutation of  $r_i$ . The integration over frequency  $\omega$  is easily performed and we come at the free energy density for the intravalley gap state given by

$$\Omega = \frac{1}{v_F^2} \int_0^\Lambda \frac{k dk}{\pi} \left[ 2\sqrt{2}k + \left( \frac{-2k^2 (4r_0 + \mu_v) + m^2 (3m_2 - 2r_0 - \mu_v) + r_0 (3r_0\mu_v - m_2 (r_0 + 2\mu_v))}{2 (r_1 - r_0) (r_0 - r_2)} \text{sign} [\mu_v - r_0] + (c.p.) \right) \right], \quad (\text{C.3})$$

This expression is invariant under the change of sign  $m \rightarrow -m$  or  $(m_2, \mu_v) \rightarrow (-m_2, -\mu_v)$ . Using the numerically found solutions from Sec.III (see Fig.3), we evaluate the integral over  $k$ . The corresponding results for the free energy are shown in Fig.6.

In the case of the intervalley gap state, we obtain for the integrand in the Baym–Kadanoff free energy (IV.29) after the Wick rotation  $\omega \rightarrow i\omega$

$$\tilde{\Omega}_{inter}(\mathbf{k}, \omega) = \frac{\Delta^2}{\Delta^2 + \omega^2} + \frac{\Delta^2 (2\Delta_2^2 + \omega^2) + \Delta_2^2 \omega^2 + 12\Delta\Delta_2 k^2 + 8k^2 (2k^2 + \omega^2)}{(\omega^2 + a^2)(\omega^2 + b^2)} - \frac{8k^2}{2k^2 + \omega^2}. \quad (\text{C.4})$$

Expanding the middle fraction and performing integration over  $\omega$ , we find the free energy density for the intervalley gap state

$$\Omega = -\frac{2}{v_F^2} \int_0^\Lambda \frac{k dk}{2\pi} \left[ \frac{|\Delta|}{2} - 2\sqrt{2}k + \left( \frac{a^2 \Delta_2^2 + \Delta^2 (a^2 - 2\Delta_2^2) + 8k^2 (a^2 - 2k^2) - 12\Delta\Delta_2 k^2}{2a (a^2 - b^2)} + (a \leftrightarrow b) \right) \right]. \quad (\text{C.5})$$

The free energy density  $\Omega$  for the intervalley gap from Sec.IV C is shown in Fig.6 by red dashed line.

- 
- <sup>1</sup> K.S. Novoselov, A.K. Geim, S.V. Morozov, D. Jiang, Y. Zhang, S.V. Dubonos, I.V. Grigorieva, and A.A. Firsov, “Electric field effect in atomically thin carbon films”, *Science* **306**, 666 (2004). doi: [10.1126/science.1102896](https://doi.org/10.1126/science.1102896)
  - <sup>2</sup> B. Bradlyn, J. Cano, Z. Wang, M.G. Vergniory, C. Felser, R.J. Cava, and B.A. Bernevig, “Beyond Dirac and Weyl fermions: Unconventional quasiparticles in conventional crystals”, *Science* **353**, aaf5037 (2016). doi: [10.1126/science.aaf5037](https://doi.org/10.1126/science.aaf5037)
  - <sup>3</sup> T.T. Heikkilä and G.E. Volovik, “Dimensional crossover in topological matter: Evolution of the multiple Dirac point in the layered system to the flat band on the surface”, *Pis'ma v ZhETF* **93**, 63 (2011). doi: [10.1134/S002136401102007X](https://doi.org/10.1134/S002136401102007X)
  - <sup>4</sup> T.T. Heikkilä, N.B. Kopnin, and G.E. Volovik, “Flat bands in topological media”, *Pis'ma v ZhETF* **94**, 252 (2011). doi: [10.1134/S0021364011150045](https://doi.org/10.1134/S0021364011150045)
  - <sup>5</sup> D. Leykam, A. Andreanov, and S. Flach, “Artificial flat band systems: from lattice models to experiments”, *Adv. Phys. X* **3**, 1473052 (2018). doi: [10.1080/23746149.2018.1473052](https://doi.org/10.1080/23746149.2018.1473052)
  - <sup>6</sup> B. Sutherland, “Localization of electronic wave functions due to local topology”, *Phys. Rev. B* **34**, 5208 (1986). doi: [10.1103/PhysRevB.34.5208](https://doi.org/10.1103/PhysRevB.34.5208)
  - <sup>7</sup> J. Vidal, R. Mosseri, and B. Doucot, “Aharonov-Bohm cages in two-dimensional structures”, *Phys. Rev. Lett.* **81**, 5888 (1998). doi: [10.1103/PhysRevLett.81.5888](https://doi.org/10.1103/PhysRevLett.81.5888)
  - <sup>8</sup> A. Raoux, M. Morigi, J.-N. Fuchs, F. Piéchon, and G. Montambaux, “From dia- to paramagnetic orbital susceptibility of Dirac cones”, *Phys. Rev. Lett.* **112**, 026402 (2014). doi: [10.1103/PhysRevLett.112.026402](https://doi.org/10.1103/PhysRevLett.112.026402)

- <sup>9</sup> C. C. Abilio, P. Butaud, Th. Fournier, B. Pannetier, J. Vidal, S. Tedesco, and B. Dalzotto, “Magnetic field induced localization in a two-dimensional superconducting wire network”, *Phys. Rev. Lett.* **83**, 5102 (1999). doi: [10.1103/PhysRevLett.83.5102](https://doi.org/10.1103/PhysRevLett.83.5102)
- <sup>10</sup> E. Serret, P. Butaud, and B. Pannetier, “Vortex correlations in a fully frustrated two-dimensional superconducting network”, *Europhys. Lett.* **59**, 225 (2003). doi: [10.1209/epl/i2002-00230-6](https://doi.org/10.1209/epl/i2002-00230-6)
- <sup>11</sup> C. Naud, G. Faini, and D. Mailly, “Aharonov-Bohm cages in 2D normal metal networks”, *Phys. Rev. Lett.* **86**, 5104 (2001). doi: [10.1103/PhysRevLett.86.5104](https://doi.org/10.1103/PhysRevLett.86.5104)
- <sup>12</sup> M. Rizzi, V. Cataudella, and R. Fazio, “Phase diagram of the Bose-Hubbard model with  $\mathcal{T}_3$  symmetry”, *Phys. Rev. B* **73**, 144511 (2006). doi: [10.1103/PhysRevB.73.144511](https://doi.org/10.1103/PhysRevB.73.144511)
- <sup>13</sup> D.O. Oriekhov, E.V. Gorbar, and V.P. Gusynin, “Electronic states of pseudospin-1 fermions in dice lattice ribbon”, *Low Temperature Physics* **44**, 1313 (2018). doi: [10.1063/1.5078627](https://doi.org/10.1063/1.5078627)
- <sup>14</sup> B. Dey and T.K. Ghosh, “Photoinduced valley and electron-hole symmetry breaking in  $\alpha - T_3$  lattice: The role of a variable Berry phase”, *Phys. Rev. B* **98**, 075422 (2018). doi: [10.1103/PhysRevB.98.075422](https://doi.org/10.1103/PhysRevB.98.075422)
- <sup>15</sup> D. Bercioux, D. F. Urban, H. Grabert, and W. Hausler, “Massless Dirac-Weyl fermions in a  $\mathcal{T}_3$  optical lattice”, *Phys. Rev. A* **80**, 063603 (2009). doi: [10.1103/PhysRevA.80.063603](https://doi.org/10.1103/PhysRevA.80.063603)
- <sup>16</sup> E. V. Gorbar, V. P. Gusynin, and D. O. Oriekhov, “Electron states for gapped pseudospin-1 fermions in the field of a charged impurity”, *Phys. Rev. B* **99**, 155124 (2019). doi: [10.1103/PhysRevB.99.155124](https://doi.org/10.1103/PhysRevB.99.155124)
- <sup>17</sup> S. Das Sarma, S. Adam, E.H. Hwang, and E. Rossi, “Electronic transport in two-dimensional graphene”, *Rev. Mod. Phys.* **83**, 407 (2011). doi: [10.1103/RevModPhys.83.407](https://doi.org/10.1103/RevModPhys.83.407)
- <sup>18</sup> F. Zhang, H. Min, M. Polini, and A. H. MacDonald, “Spontaneous inversion symmetry breaking in graphene bilayers”, *Phys. Rev. B* **81**, 041402(R) (2010). doi: [10.1103/PhysRevB.81.041402](https://doi.org/10.1103/PhysRevB.81.041402)
- <sup>19</sup> K. Sun and E. Fradkin, “Time-reversal symmetry breaking and spontaneous anomalous Hall effect in Fermi fluids”, *Phys. Rev. B* **78**, 245122 (2008). doi: [10.1103/PhysRevB.78.245122](https://doi.org/10.1103/PhysRevB.78.245122)
- <sup>20</sup> K. Sun, H. Yao, E. Fradkin, and S. A. Kivelson, “Topological insulators and nematic phases from spontaneous symmetry breaking in 2D Fermi systems with a quadratic band crossing”, *Phys. Rev. Lett.* **103**, 046811 (2009). doi: [10.1103/PhysRevLett.103.046811](https://doi.org/10.1103/PhysRevLett.103.046811)
- <sup>21</sup> J. Martin, B. E. Feldman, R. T. Weitz, M. T. Allen, and A. Yacoby, “Local compressibility Measurements of correlated states in suspended bilayer graphene”, *Phys. Rev. Lett.* **105**, 256806 (2010). doi: [10.1103/PhysRevLett.105.256806](https://doi.org/10.1103/PhysRevLett.105.256806)
- <sup>22</sup> R. T. Weitz, M. T. Allen, B. E. Feldman, J. Martin, and A. Yacoby, “Broken-symmetry states in doubly gated suspended bilayer graphene”, *Science* **330**, 812 (2010). doi: [10.1126/science.1194988](https://doi.org/10.1126/science.1194988)
- <sup>23</sup> F. Freitag, J. Trbovic, M. Weiss, and C. Schonenberger, “Spontaneously gapped ground state in suspended bilayer graphene”, *Phys. Rev. Lett.* **108**, 076602 (2012). doi: [10.1103/PhysRevLett.108.076602](https://doi.org/10.1103/PhysRevLett.108.076602)
- <sup>24</sup> J. Velasco Jr., L. Jing, W. Bao, Y. Lee, P. Kratz, V. Aji, M. Bockrath, C.N. Lau, C. Varma, R. Stillwell, D. Smirnov, F. Zhang, J. Jung, and A.H. MacDonald, “Transport spectroscopy of symmetry-broken insulating states in bilayer graphene”, *Nature Nanotechnology* **7**, 156 (2012). doi: [10.1038/nnano.2011.251](https://doi.org/10.1038/nnano.2011.251)
- <sup>25</sup> Y. Lee, K. Myhro, D. Tran, N. Gilgren, J. Velasco Jr., W. Bao, M. Deo, and C. N. Lau, “Band gap and correlated phenomena in bilayer and trilayer graphene”, *Proceedings of SPIE* **8725**, 872506 (2013). doi: [10.1117/12.2016521](https://doi.org/10.1117/12.2016521)
- <sup>26</sup> M. Yankowitz, F. Wang, C. N. Lau, and B. J. LeRoy, “Local spectroscopy of the electrically tunable band gap in trilayer graphene”, *Phys. Rev. B* **87**, 165102 (2013). doi: [10.1103/PhysRevB.87.165102](https://doi.org/10.1103/PhysRevB.87.165102)
- <sup>27</sup> K. Myhro, S. Che, Y. Shi, Y. Lee, K. Thilagar, K. Bleich, D. Smirnov, and C.N. Lau, “Large tunable intrinsic gap in rhombohedral-stacked tetralayer graphene at half filling”, *2D Materials* **5**, 045013 (2018). doi: [10.1088/2053-1583/aad2f2](https://doi.org/10.1088/2053-1583/aad2f2)
- <sup>28</sup> T. Cea and F. Guinea, “Band structure and insulating states driven by Coulomb interaction in twisted bilayer graphene”, *Phys. Rev. B* **102**, 045107 (2020). doi: [10.1103/PhysRevB.102.045107](https://doi.org/10.1103/PhysRevB.102.045107)
- <sup>29</sup> G. Baym and L.P. Kadanoff, “Conservation Laws and correlation functions”, *Phys. Rev.* **124**, 287 (1961). doi: [10.1103/PhysRev.124.287](https://doi.org/10.1103/PhysRev.124.287)
- <sup>30</sup> G. Baym, “Self-consistent approximations in many-body systems”, *Phys. Rev.* **127**, 1391 (1962). doi: [10.1103/PhysRev.127.1391](https://doi.org/10.1103/PhysRev.127.1391)
- <sup>31</sup> J.M. Cornwall, R. Jackiw, and E. Tomboulis, “Effective action for composite operators”, *Phys. Rev. D* **10**, 2428 (1974). doi: [10.1103/PhysRevD.10.2428](https://doi.org/10.1103/PhysRevD.10.2428)
- <sup>32</sup> E. V. Gorbar, V. P. Gusynin, V. A. Miransky, and I. A. Shovkovy, “Dynamics in the quantum Hall effect and the phase diagram of graphene”, *Phys. Rev. B* **78**, 085437 (2008). doi: [10.1103/PhysRevB.78.085437](https://doi.org/10.1103/PhysRevB.78.085437)
- <sup>33</sup> C. T. Kelley, “Iterative Methods for Linear and Nonlinear Equations. Society for Industrial and Applied Mathematics”, Society for industrial and Applied Mathematics (1995). <https://archive.siam.org/books/kelley/fr16/>
- <sup>34</sup> V. P. Gusynin, V. A. Miransky, and I. A. Shovkovy, “Dynamical flavor symmetry breaking by a magnetic field in 2+1 dimensions”, *Phys. Rev. D* **52**, 4718 (1995). doi: [10.1103/PhysRevD.52.4718](https://doi.org/10.1103/PhysRevD.52.4718)
- <sup>35</sup> I. F. Herbut, “Interactions and Phase Transitions on Graphene’s Honeycomb Lattice”, *Phys. Rev. Lett.* **97**, 146401 (2006). doi: [10.1103/PhysRevLett.97.146401](https://doi.org/10.1103/PhysRevLett.97.146401)
- <sup>36</sup> V.A. Khodel and V.R. Shaginyan, “Superfluidity in system with fermion condensate”, *Pis’ma v ZhETF* **51**, 488 (1990). [http://www.jetpletters.ac.ru/ps/1143/article\\_17312.shtml](http://www.jetpletters.ac.ru/ps/1143/article_17312.shtml)
- <sup>37</sup> G.E. Volovik, “Flat band and Planckian metal”, *Pis’ma v ZhETF* **110**, 335 (2019). doi: [10.1134/S002136401917003X](https://doi.org/10.1134/S002136401917003X)