

Improving neural network robustness through neighborhood preserving layers

Bingyuan Liu^{1,2}, Christopher Malon¹, Lingzhou Xue², Erik Kruus^{1*}

¹ NEC Laboratories America, Inc, ²Pennsylvania State University

Abstract

Robustness against adversarial attack in neural networks is an important research topic in the machine learning community. We observe one major source of vulnerability of neural nets is from overparameterized fully-connected layers. In this paper, we propose a new neighborhood preserving layer which can replace these fully connected layers to improve the network robustness. We demonstrate a novel neural network architecture which can incorporate such layers and also can be trained efficiently. We theoretically prove that our models are more robust against distortion because they effectively control the magnitude of gradients. Finally, we empirically show that our designed network architecture is more robust against state-of-art gradient descent based attacks, such as a PGD attack on the benchmark datasets MNIST and CIFAR10.

keywords: Deep Learning; Adversarial Attack; Manifold Approximation; Robustness; Neighborhood Preservation; Image Classification.

1 Introduction

In the past decade, significant research in machine learning has focused on designing deep neural network architectures for superior prediction performance, especially in visual and natural language processing problems. In a deep neural net, a small perturbation of original data can have a significant effect on the prediction result because of the accumulation effect through overparameterized layers. This fact makes neural network models not robust against adversarial attack. If we carefully design some 'adversarial examples' that are slightly modified from the original sample, the network is likely to misclassify these examples [Goodfellow et al., 2014, Szegedy et al., 2013]. Many works have been established to design algorithms to find imperceptible perturbations to fool the neural networks [Moosavi-Dezfooli et al., 2016, Dong et al., 2018, Madry et al., 2017]. It is a major topic in machine learning and computer vision to study how to design networks to be robust against such adversarial attacks.

*Corresponding author. Email: kruus@nec-labs.com. Address: NEC Laboratories America, Inc. 4 Independence Way, Suite 200 Princeton, NJ 08540

Adversarial attack methods can be mainly divided into black-box attacks and white-box attacks, based on whether the attack approach has access to the model and model parameters[Chakraborty et al., 2018]. White-box attacks are known to be stronger since the attacker gets access to the gradients and model parameters[Moosavi-Dezfooli et al., 2016, Dong et al., 2018, Madry et al., 2017, Chen et al., 2018]. Most white-box attacks generate adversarial examples based on the gradient of the loss function with respect to the input. Some representative white-box attacks are the C&W attack[Carlini and Wagner, 2017] and the projected gradient descent (PGD) attack[Madry et al., 2017]. In the C&W attack, the proposed objective function aims at decreasing the probability of the correct class and minimizing the distance between the adversarial example and the original input image. They calculate the gradients with respect to data, and update the data towards the direction of decreasing the probability of correct classification. The PGD attack directly controls the distortion level by imposing an ℓ_∞ norm bound ϵ on the possible change for each input. Because the distortion level can be controlled, the PGD attack is a fair attack method to evaluate the robustness of models against adversarial attack. We will apply this attack approach in this paper to evaluate the performance of different models.

Many theoretical and empirical studies investigate the reason of networks' vulnerability to adversarial attack[Hein and Andriushchenko, 2017, Weng et al., 2018, Madry et al., 2017]. These works indicate the large scales of gradients are the major source of vulnerability of networks. By the effect of large scales of gradients, a tiny perturbation in the original data can have a huge effect on the final prediction layer[Goodfellow et al., 2014]. Especially when the dimensionality of network weights is high, such large scales of gradients are significant. These large gradients usually appear in fully connected layers near the final prediction, serving as dimension reduction layers. For example, in the state-of-art Resnet[Szegedy et al., 2017] or VGG[Simonyan and Zisserman, 2014] models, we usually encode the image into a 1000 or so dimensional embedding through convolutional layers, and then need several fully connected layers to reduce the dimension of the embedding from ~ 1000 to ~ 10 (the number of classes) for final prediction. These fully connected layers have a huge number of weight parameters, and are one major source of the large scale of gradients. For example, in a standard 2-layer CNN network for MNIST dataset, convolutional layers only have less than 20000 parameters, but fully-connected dimension reduction layers have more than 1 million parameters. Such overparameterization is the major source of scales of gradients. If we can control the scale of gradients in such dimension reduction layers, the robustness of neural nets can be significantly improved.

Based on this observation, we introduce a new neighborhood preserving layer that can replace these fully connected layers, achieving dimension reduction and maintaining all other parts of the neural nets. It has comparable prediction performance but a much smaller scale of gradients. Our proposed neighbor preserving layers share the same input and output dimension as the fully connected layers they replace, thus serving as dimension reduction layers toward the final output. Their property of neighborhood preservation is the key to improving

robustness. The neighborhood preservation property guarantees that a small perturbation in any direction will not dramatically change the neighborhood structure, thus will not change the prediction dramatically. More specifically, with same level of attack, our layer has smaller expectation of distortions on the output than fully-connected layers. We verify this property of our layer theoretically and empirically.

To construct a neighborhood preserving layer, we need to evaluate the quality of neighborhood preservation between inputs and outputs. In literature, many neighbor preserving based dimension reduction methods are related to this topic. Local Linear Embedding (LLE) [Roweis and Saul, 2000] learns the weights of local neighbors for each point, and then find the optimal low-dimensional embedding in aspect of reconstruction. Neighborhood Preserving Embedding (NPE) [He et al., 2005] learns linear projections of original data such that the neighborhood structure are most maintained. Isomap [Tenenbaum et al., 2000] learns the geodesic distance between data points, and construct embeddings such that reconstruct the distance best. In recent years, UMAP [McInnes et al., 2018] and t-SNE [Maaten and Hinton, 2008] are the two most popular ones. Both methods have high-dimensional data input, and output a corresponding low-dimensional embedding that can largely maintain the neighborhood structure. These two algorithms have similar ideas. They optimize the low-dimensional embedding such that it minimizes the discrepancy between the neighborhood graphs of the high- and low-dimensional embeddings. The main difference of the two methods is their loss function. The loss function of t-SNE is motivated from a likelihood function, while UMAP is motivated from a uniform manifold assumption, constructing a fuzzy set of the neighborhood graph and then evaluating the discrepancy between the high- and low-dimensional fuzzy sets as the loss function. In this paper, we build our model based on the UMAP loss function, because UMAP is faster and performs better when the dimension of the generated embedding is higher than 2. In Section 3, we will explicitly explain how we incorporate this UMAP loss function into our neighborhood preserving layer.

This paper is organized as follows. Section 2 introduces the details of the model setup, the adversarial attack setup, and background knowledge of neighborhood preserving methods. Section 3 introduces a novel neighborhood preserving layer. The proposed layer can replace fully connected layers in a general classification network, and improve the robustness of a network. We also introduce how to effectively train this network, and combine it with other adversarial training methods. Section 4 theoretically proves why our proposed method is more robust against adversarial attack. Section 5 empirically evaluates the performance of our model on two benchmark datasets: MNIST and CIFAR10. Section 6 concludes our paper.

2 Model setup and background

In this section, we introduce the general neural nets and adversarial attack setup, and also relevant dimension reduction methods. In this paper, we will focus on a general setup of neural nets, which is generally applied to most of the state of the art neural network models for prediction. It is worth mentioning that our proposal is also flexible to be applied to other models with internal bottleneck layers under the same philosophy.

2.1 Model setup

We consider a general network which can be divided into three parts as follows.

(1) Encoder: First the original data is fed into an encoder network, and the output of the encoder is a high-dimensional embedding. The encoder network is usually a multi-layer CNN network for vision tasks with a flattening layer, such as Resnet or VGG. **(2): Dimension reduction:** Then we pass the data to a dimension reduction layer, where the input dimension is high and output dimension is low; we refer to it as the low dimensional embedding in this paper. It is usually one or multiple fully connected layers. **(3): Classifier:** Finally, the low-dimensional embedding is a good representation of the data, and can be fed to a small MLP network to determine the final prediction. The final output \mathbf{y} is a vector, whose c^{th} component represents the probability of taking the c^{th} class, and all components sum up to 1.

This network setup fits general classification neural network models, especially for vision tasks. After the encoder, the dimension is usually high. Dimension reduction layers are necessary to map this high-dimensional embedding to a final low-dimensional prediction. For these three steps, we denote the encoder, dimension reduction and classifier functions as $g_1(\cdot)$, $g_2(\cdot)$ and $g_3(\cdot)$ separately; denote input data as $\mathbf{x}_i, i = 1, \dots, n$; let corresponding final prediction vectors \mathbf{y}_i represent the probability that data belongs to each class; and let the correct class label of \mathbf{x}_i be $c(i)$. Then our model can be represented as

$$\mathbf{y}_i = f(\mathbf{x}_i) = g_3(g_2(g_1(\mathbf{x}_i))),$$

and we aim at minimizing the classification log likelihood loss(or cross entropy) $loss = -\sum_{i=1}^n \log(y_{ic(i)})$, where $y_{ic(i)}$ is the probability that point \mathbf{x}_i is correctly classified.

In a typical network, $g_2(\cdot)$ is identified as the first one of several fully connected layers[Szegedy et al., 2017, Simonyan and Zisserman, 2014]. Because a high-dimensional fully connected layer has a large number of parameters, these layers are very vulnerable to adversarial attack, especially to gradient-based adversarial attacks, such as the state of the art PGD attack.

By introducing such layer,

2.2 Adversarial attack

Adversarial attacks aim to perturb natural samples without being discovered by humans, but causing a neural net to misclassify the resulting samples. In this paper, we will mainly consider the PGD attack, which is a state of the art white-box adversarial attack model. PGD attacks work as follows. For each data sample, the attack updates the perturbation direction over a certain number of iterations. In each iteration, the PGD attack finds the direction that decreases the probability of the original class most, and then projects the result back to the ϵ -ball of the input in ℓ_∞ norm. Specifically, for data point \mathbf{x} in the $t + 1^{st}$ iteration, the PGD attack considers moving the original data towards the direction with largest gradient:

$$\mathbf{x}^{t+1} = \Pi_{\mathbf{x}+\epsilon} \{ \mathbf{x}^t + \alpha \text{sign}(\nabla_{\mathbf{x}} \ell(f(\mathbf{x}^t), y_0)) \}$$

where $\Pi_{\mathbf{x}+\epsilon}\{\cdot\}$ represents the projection (clipping) into an ϵ ball in ℓ_∞ norm, centered at point \mathbf{x} . It makes perturbations with magnitude ϵ .

2.3 Dimension reduction with neighborhood preservation

Here we briefly introduce dimension reduction algorithms which aim at preserving neighborhood structure, such as UMAP and t-SNE, which are closely related to our model.

UMAP and t-SNE are two state-of-the-art unsupervised dimension reduction methods, which can effectively preserve the neighborhood structure of a set of points. The two methods share lots of similarity, and their key idea can be summarized as the following two steps: (1) Construct a neighborhood graph to quantify the membership strength between different points in the input (high dimensional embedding). (2) Find a low dimensional embedding of these points such that its neighborhood graph is most similar to that of the input.

Both methods provide a way to evaluate the similarity of neighborhood graphs. Here we consider UMAP. In step one, we compute the strength between points based on whether they are each others' nearest neighbors and their distances. Doing this for high- and low-dimensional representations of points yields membership strengths μ and ν respectively. Denote by A the set of all unordered pairs of points. For each pair, their membership strength is a value between 0 and 1, representing how close are they in distance. Then in step two, we evaluate the cross entropy C of two fuzzy sets (A, μ) and (A, ν) :

$$C((A, \mu), (A, \nu)) = \sum_{a \in A} (\mu(a) \log(\frac{\mu(a)}{\nu(a)}) + (1 - \mu(a)) \log(\frac{1 - \mu(a)}{1 - \nu(a)}))$$

The low dimensional embedding which minimizes this cross entropy is found using stochastic gradient descent.

The two methods provide effective ways to evaluate the similarity between neighborhood structure in high- and low-dimensional embeddings. Typical usage involves a fixed set of input points. In Section 3, we describe how we extend

UMAP to work as a *trainable* neighborhood-preserving dimension reduction layer, $g_2(\cdot)$. In section 4 we consider the properties of such a mapping from a theoretical perspective, followed by empirical demonstrations in section 5.

3 A novel neighborhood preserving layer

3.1 Network structure

In this section, we propose a novel neighborhood preserving layer that can replace fully connected layers in dimension reduction, which can significantly improve network robustness.

As we discuss, the dimension reduction part($g_2(\cdot)$) is a major source of vulnerability. If we can bridge the high-dim embedding and low-dim embedding without introducing a dimension reduction layer with large scale gradients, the robustness can be significantly improved. The proposed layer serves as a new $g_2(\cdot)$, and replaces one or many fully-connected layers for dimension reduction in a general classification neural network introduced in Section 2.

To achieve neighborhood preservation in dimension reduction layer, the key is to find a nice representation of low-dimensional embedding $g_2(g_1(\mathbf{x}))$ satisfying the following conditions: (1) **Neighbor Preservation**: It preserves the neighborhood structure of the high-dimensional embedding $g_1(\mathbf{x})$. (2) **Precise Prediction**: It achieves a good prediction performance after the classifier $g_3(\cdot)$, i.e. $g_3(g_2(g_1(\mathbf{x})))$ is a good prediction. Therefore it is important to establish criteria to evaluate both neighborhood preservation and prediction error.

For condition (2) on prediction, it can be evaluated by the standard log likelihood loss function as introduced in Section 2.1. For condition (1) on neighborhood preservation, we need to introduce a metric to evaluate the discrepancy between the neighborhood structure of the high dimensional embedding and low dimensional one. This type of metric already is used in UMAP and t-SNE algorithms. Here we follow the spirit of dimension reduction methods, and propose a metric to evaluate neighborhood preservation through the similarity between two neighborhood graphs. We introduce explicit steps to compute this similarity metric, following the loss function of the UMAP algorithm in [McInnes et al., 2018]. We denote A as the set of all pairs between $1, \dots, n$, who are neighbors of each other. For any unordered pair $(i, j) \in A$, $\mu(i, j)$ represents the membership strength of the pair $(\mathbf{x}_i, \mathbf{x}_j)$. Membership strengths $\mu(i, j)$ are computed in the following steps:

- For each point x_i , we search its k nearest neighbors, and denote the distance to these neighbors as d_{i1}, \dots, d_{ik} . Then we normalize these distances as: $d'_{ij} = d_{ij} - \min_{t=1, \dots, k} \{d_{it}\}$.
- Compute the ordered membership strength between x_i and its neighbor x_j as: $z_{ij} = e^{-d'_{ij}}$.

- For each pair $(i, j) \in A$, the unordered membership strength is computed as the average of two ordered ones z_{ij} and z_{ji} : $\mu(i, j) = \frac{z_{ij} + z_{ji}}{2}$.

For the ease of notation, the previous procedure of computing membership strengths is denoted by the function $\mathcal{M}(\cdot)$, i.e. $(A, \mu) = \mathcal{M}(g_1(\mathbf{x}))$. [McInnes et al., 2018] provides complete theoretical justification for this procedure of computing membership strength.

Equipped with these metrics, we propose a novel neighborhood preserving layer in a general classification network. Instead of using a fully connected layer as $g_2(\cdot)$, we don't assume a one-to-one continuous parameterized function as $g_2(\cdot)$ here. Instead, we store a table that maps a reference set of high dimensional points to their low dimensional embeddings. We consider this reference set to be obtained from training data, so their high dimensional point is $\mathbf{u}_{high}^i = g_1(\mathbf{x}_i)$ for a set of data point indices $\{i\}$. Their corresponding low-dimensional embeddings \mathbf{u}_{low} are stored and learned. We store a mapping $G_2 : i \mapsto \mathbf{u}_{low}^i$, over the fixed set of inputs $\{i\}$. In this aspect, \mathbf{u}_{low}^i can be treated as the parameters of our layer, and we update them through back propagation, with respect to the full loss function. In the back propagation, we back propagate the derivative with respect to parameters in encoder(CNN) and classifier(purple arrows in Figure 1), and also the low dimensional embeddings \mathbf{u}_{low} .

We visualize the pipeline of our proposed training network in Figure 1. The explicit procedure of all steps are summarized as follows.

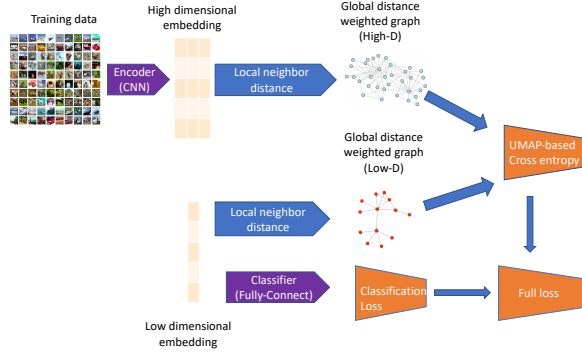


Figure 1: Training network architecture

- **Encoder(CNN):** $\mathbf{u}_{high} = g_1(\mathbf{x})$
- **Local neighbor distance(High-D):** $(A, \mu) = \mathcal{M}(\mathbf{u}_{high})$
- **Local neighbor distance(Low-D):** $(A, \nu) = \mathcal{M}(\mathbf{u}_{low})$
- **Cross entropy loss:** $L_G = \sum_{a \in A} (\mu(a) \log(\frac{\mu(a)}{\nu(a)}) + (1 - \mu(a)) \log(\frac{1 - \mu(a)}{1 - \nu(a)}))$
- **Classification loss:** $L_C = - \sum_{i=1}^n \log(y_{ic(i)})$

- **Full loss:** $L_{full} = L_C + \alpha L_G$

In Figure 1, the blue and purple arrows show the data flow for forward propagation. The key difference between a general classification network and our proposed network is that, during the back-propagation, our low-dimensional embedding is *not* viewed as a parameterized function $g_2(\cdot)$ of the high-dimensional embedding. There is no data flow arrow directly from the high-dimensional to low-dimensional embedding $\mathbf{u}_{high} \mapsto \mathbf{u}_{low}$. Instead, each embedding is independently updated through back-propagation to maintain the neighborhood structure of the high-dimensional embedding as much as possible, and also achieve good classifier predictions.

By combining the classification loss and neighborhood preserving loss, we update the parameters to achieve a good classification result and maintain the consistency between neighborhood graphs of the high-dimensional and low-dimensional embeddings at the same time. The proposed algorithm also needs an initialization of the low-dimensional embedding for each data point to start training. A reliable initialization can be obtained by performing the UMAP algorithm on the high-dimensional embedding. We stop the back propagation when the loss function converges in the training procedure.

After training, we obtained trained weights of the encoder and classifier, and also the low-dimensional embedding for all points in the training data. Here we call the low dimensional embedding for all training data as 'reference points', because they can be the reference for us to predict unseen data. Then we discuss how we can predict unseen new points. They cannot be fed into the training network directly, because these unseen points don't have a low dimensional embedding yet. Therefore, we need a method that can make use of the information of the mapping $G_2 : i \mapsto \mathbf{u}_{low}^i$ in the training set, to obtain the low dimensional embedding for unseen points. Here we use a weighted k-nearest neighbors approach. For each unseen point \mathbf{x} , the complete forward propagation procedure is summarized as follows:

- Compute high dimensional embedding for new point \mathbf{x} : $\mathbf{u}_{high} = g_1(\mathbf{x})$
- Find k-nearest neighbors of \mathbf{u}_{high} from reference points: $\mathbf{u}_{high}^1, \dots, \mathbf{u}_{high}^k$. Suppose the corresponding low-dimensional embedding of these k reference points are $\mathbf{u}_{low}^1, \dots, \mathbf{u}_{low}^k$.
- Compute the low dimensional embedding as $\mathbf{u}_{low} = (\sum_{i=1}^k w_i \mathbf{u}_{low}^i) / (\sum_{i=1}^k w_i)$. Weight w_i is a decreasing function of distance from \mathbf{u}_{high} to \mathbf{u}_{high}^i .
- Feed this low-dimensional embedding to the classifier to obtain the final prediction.

The complete prediction pipeline is displayed in Figure 2. Our weights computation in prediction is consistent with training framework, thus provide us an accurate prediction on whether the point would be if it is in the training data. Comparing with the out-of-sample prediction for LLE and ISomap[Bengio et al.,

2004], we emphasize the pair-wise distance thus further guarantee the robustness against perturbations.

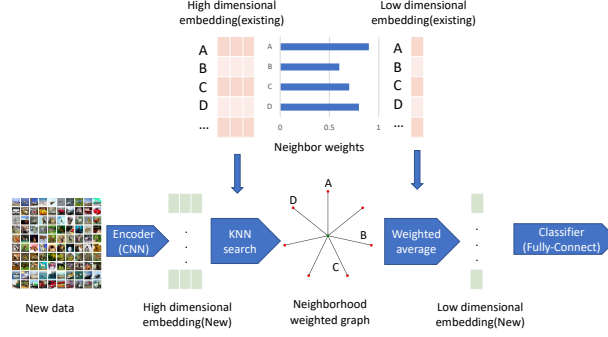


Figure 2: Prediction network architecture. Here A,B,C,D are neighboring *reference points* that establish an interpolated mapping of $\mathbf{u}_{high} \mapsto \mathbf{u}_{low}$.

Instead of imposing regularizations[Ross and Doshi-Velez, 2017] or dropout[Srivastava et al., 2014] on fully-connected layers, Our proposed layer fundamentally reduce the number of parameters in our network, such that it boosts the robustness of our models.

3.2 Adversarial training

Our framework can also adapt standard adversarial training approaches, to further improve the robustness against adversarial attack. In adversarial training, for each batch of training data, we generate an ‘adversarial batch’ through the attack method, such as PGD attack. Then we assume the labels of adversarial batch are the same as in the training batch, and we train the model weights on both the original batch and the adversarial batch. In this way, the network will be less sensitive to the attack.

This procedure also works for our network. With each training batch, the adversarial batch can also be generated using the PGD attack algorithm. The prediction of an adversarial batch is forward propagated using the prediction procedure as introduced in Section 2.1. Because the prediction procedure is completely differentiable, the adversarial batch can be generated and forward propagated smoothly. Finally, we evaluate the loss function on both the true data and a generated ‘adversarial batch’. The pipeline of the adversarial training procedure is shown in Figure 3.

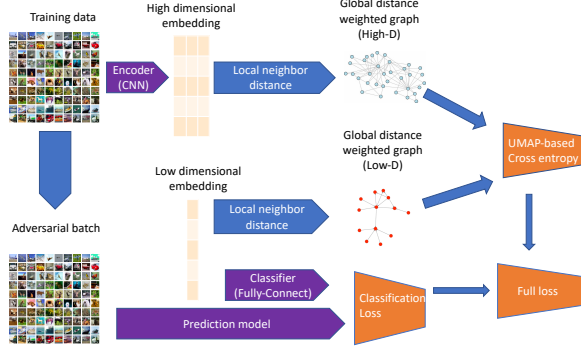


Figure 3: Adversarial training network architecture.

3.3 Using representative points

In a more general case, $G_2 : \mathbf{u}_{high}^r \mapsto \mathbf{u}_{low}^r$ for $r = 1 \dots R$. This might happen when input data includes a potentially infinite stream of input points (like data augmentation). We store this and learn a more general table, but it might cost a lot of memory to store the domain $\{\mathbf{u}_{high}^r\}$. We might save storage by using *representative points* that have occurred as actual inputs $\{\mathbf{x}_r\}$ and recalculating $\mathbf{u}_{high}^r = g_1(\mathbf{x}_r)$ as needed. In this case, we need to construct the set of representative points.

We introduce a heuristic approach to construct a smaller set of representative points. First, we train the network as same as proposed in Section 3.1. Using all high-dimensional embeddings, we use the K-means clustering algorithm with 100 clusters inside each class. For the 10-class MNIST dataset, we then have 1000 clusters with cluster centers \mathbf{x}_i and \mathbf{z}_i in high and low dimensions. The center of high/low dimensional embedding of these 1000 clusters are the ‘representative points’. Each cluster has weight v_i , which is the size of the cluster. This reference point set with size 1000 is a good representation of all points. By such properly selected representative points, we can largely reduce the computational burden and maintain a good prediction performance.

The size of representative points can be further reduced if proper points can be selected. For example, [Afsar et al., 2008, Arif et al., 2010] propose a way to choose representative points based on the exterior of well-separated clusters.

4 Theoretical analysis

In this section, we illustrate the theoretical advantage of our proposed network structure. We prove that our proposed dimension reduction layer has a smaller gradient upper bound compared with the general neural network structure with fully-connected layers. We show that the decreasing of the gradient bound leads to significant improvement of network robustness, as measured by acknowledged

robustness metrics such as minimal L_p distortion.

First let's review current literature. The studies of robustness of neural nets heavily relies on the gradient bounds of networks. In this section, we study the gradient bounds of our proposed model versus standard neural net models, and then study how the bound affect the robustness. Because both models share the same structure of encoder and classifier, we focus on studying the gradient bounds of dimension reduction layers for both models.

Here we explicitly introduce the setup of our theoretical analysis of the dimension reduction layer. To fairly compare our proposed neighbor preserving layer with a fully connected layer, we assume they have same scale, i.e. both layers map $\mathbf{x} \in \mathbb{R}^p \mapsto \mathbf{y} \in \mathbb{R}^d$, with boundary points all mapped to boundary points. Without loss of generality, we assume inputs and outputs are bounded by ℓ_2 bounds around origin with fixed radius. Fixing the scale will not affect the prediction ability of the network, since the network between layers can be adjusted by a multiplier correspondingly.

Our proposed layer is based on a mapping of representatives $G_2 : \mathbf{x}_r \in \mathbb{R}^p \mapsto \mathbf{y}_r \in \mathbb{R}^d$ for $r = 1 \dots N$. Mapping a generic input \mathbf{x}_0 follows the same neighborhood weighted average approach we used in the prediction network:

$$f(\mathbf{x}_0) = \frac{\sum_{i=1}^k w_i \mathbf{y}_i}{\sum_{i=1}^k w_i} \text{ for neighbor representatives } \{\mathbf{x}_1, \dots, \mathbf{x}_k\} \text{ of } \mathbf{x}_0 \in \mathbb{R}^p.$$

It is worth mentioning that, in our analysis, instead of fixing the number of nearest neighbors k , we fix the maximum distance between neighbors and point \mathbf{x}_0 . We choose all points which are inside $\mathbb{B}_r(\mathbf{x}_0)$ as the neighbors. We denote the number of points inside $\mathbb{B}_r(\mathbf{x}_0)$ as n in this section. Choosing the radius of ball r is equivalent to choosing a specific number of neighbors k .

We introduce another assumption to bound the neighborhood update frequency. It represents the ratio of points changed as an \mathbb{B}_r -ball moves by a small ϵ .

ASSUMPTION 1. \mathbf{x} follows a distribution \mathbb{P} with $\|\mathbf{x}\|_{\max} \leq C_0$ for some constant C_0 . We assume \mathbb{P} is uniformly bounded in density almost everywhere.

Furthermore, we introduce a class of distribution beforehand. We say a distribution is an α -even distribution if for any two regions with same volume A, B in feasible region S , such that for a sample point $x \in P$:

$$\max_{\text{vol}(A)=\text{vol}(B)} \frac{p(x \in A)}{p(x \in B)} \leq \alpha$$

All uniformly bounded distributions with density almost everywhere can be represented as an α -even distribution since their density is both upper and lower bounded.

LEMMA 1. If \mathbf{x} follows an α -even distribution, then for any fixed point \mathbf{x}_0 , then as the sample size $N \rightarrow \infty$, with probability going to 1:

$$\lim_{N \rightarrow \infty} \lim_{\|\epsilon\|_2 \rightarrow 0} \frac{\text{Card}_x(x \in \mathbb{B}_r(\mathbf{x}_0), x \notin \mathbb{B}_r(\mathbf{x}_0 + \epsilon)) + \text{Card}_x(x \in \mathbb{B}_r(\mathbf{x}_0 + \epsilon), x \notin \mathbb{B}_r(\mathbf{x}_0))}{N\epsilon} = 0$$

Proof. For any ϵ , we can calculate the volume of the intersection of two high-dimensional balls and their symmetric difference. Referring to [Li, 2011], we have:

$$\frac{\text{vol}(\mathbb{B}_r(\mathbf{x}_0) \Delta \mathbb{B}_r(\mathbf{x}_0 + \epsilon))}{\text{vol}(\mathbb{B}_r(\mathbf{x}_0))} = \mathbb{I}_{(\epsilon/2r)^2}(\frac{p+1}{2}, \frac{1}{2})$$

where Δ is the symmetric difference operator $A \Delta B = (A \cap B^c) \cup (A^c \cap B)$, and \mathbb{I} is the regularized incomplete beta function:

$$\mathbb{I}_t(a, b) = \frac{\int_0^t x^a (1-x)^b dx}{\int_0^1 x^a (1-x)^b dx}$$

As $\epsilon \rightarrow 0$, we can find a sufficiently small ϵ such that $x^{\frac{p+1}{2}}(1-x)^{1/2}$ decreases with x on $(1 - (\epsilon/2r)^2, 1)$. Then we know:

$$\int_0^{(\epsilon/2r)^2} x^{\frac{p+1}{2}} (1-x)^{\frac{1}{2}} dx \leq (\epsilon/2r)^2 (1 - \epsilon/2r)^{\frac{p+1}{2}} ((\epsilon/2r)^2)^{\frac{1}{2}} \leq (\epsilon/2r)^3$$

On the other hand, we have that the fraction in $\mathbb{I}_t(a, b)$ is a Beta function:

$$\int_0^1 x^a (1-x)^b dx = \text{Beta}(\frac{p+3}{2}, \frac{3}{2})$$

Thus

$$\frac{\int_{1-(\epsilon/2r)^2}^1 x^{\frac{p+1}{2}} (1-x)^{\frac{1}{2}} dx}{\epsilon \int_0^1 x^{\frac{p+1}{2}} (1-x)^{\frac{1}{2}} dx} \rightarrow 0 \quad (1)$$

and $\mathbb{I}_{1-(\epsilon/2r)^2}(\frac{p+1}{2}, \frac{1}{2}) \rightarrow 1$ as $\epsilon \rightarrow 0$. It means that for any constant $C_3 > 0$ and for all \mathbf{x}_0 , we have

$$\frac{\text{vol}(\mathbb{B}_r(\mathbf{x}_0) \Delta \mathbb{B}_r(\mathbf{x}_0 + \epsilon))}{\epsilon * \text{vol}(\mathbb{B}_r(\mathbf{x}_0))} < \frac{C_3}{\alpha}$$

for sufficiently small ϵ . For an α -even distribution, by definition and the previous inequality, we know for any point \mathbf{x} ,

$$\frac{p(\mathbf{x} \in \mathbb{B}_r(\mathbf{x}_0) \Delta \mathbb{B}_r(\mathbf{x}_0 + \epsilon))}{\epsilon * p(\mathbf{x} \in \text{vol}(\mathbb{B}_r(\mathbf{x}_0)))} < \frac{C_3}{\alpha} \alpha = C_3$$

By the law of large numbers, for sufficiently large N (and hence n) with probability going to 1 we have:

$$\lim_{\|\epsilon\|_2 \rightarrow 0} \frac{\text{Card}_x(x \in \mathbb{B}_r(\mathbf{x}_0), x \notin \mathbb{B}_r(\mathbf{x}_0 + \epsilon)) + \text{Card}_x(x \in \mathbb{B}_r(\mathbf{x}_0 + \epsilon), x \notin \mathbb{B}_r(\mathbf{x}_0))}{n\epsilon} < C_3$$

The lemma follows because C_3 can be taken to be arbitrarily small. \square

Another assumption is that all the points in $\mathbb{B}_r(\mathbf{x}_0)$ and $\mathbb{B}_r(\mathbf{x}_0 + \epsilon)$ are uniformly bounded in ℓ_2 norm.

ASSUMPTION 2. For point \mathbf{x}_0 , we assume for any point $\mathbf{x}_i \in \mathbb{B}_r(\mathbf{x}_0)$, its embedding \mathbf{y}_i satisfies $\|\mathbf{y}_i\|_2 \leq C_4$.

Since our goal is to obtain a well-behaved low-dimensional embedding, such a bound is reasonable in our setting.

We also introduce necessary notation. We introduce a scalar distance-weighting function h with derivative h' , which can be applied element-wise to vectors as $h(\mathbf{z})$. We use $\text{cov}_{\mathbf{z} \in S}(\mathbf{z}, h(\mathbf{z}))$ to represent the element-wise population covariance between each element in random vector \mathbf{z} and a random scalar $h(\mathbf{z})$, restricting \mathbf{z} inside set S . This covariance has the same dimension as \mathbf{z} . Further, for a data point \mathbf{x}_0 , we assume its neighbors in $\mathbb{B}_r(\mathbf{x}_0)$ are $\mathbf{x}_1, \dots, \mathbf{x}_n$ and their embeddings are $\mathbf{y}_1, \dots, \mathbf{y}_n$. Their distances to \mathbf{x}_0 are denoted as $d(\mathbf{x}_0, \mathbf{x}_i)$ for $i = 1, \dots, n$. In practice, we use $w_i = h(d(\mathbf{x}_0, \mathbf{x}_i)) = \exp(-d(\mathbf{x}_0, \mathbf{x}_i))$ as our weight function.

THEOREM 1. Suppose data follows distribution \mathbb{P} in space \mathbb{R}^p , and we uniformly sample N points from \mathbb{P} . Take all points inside $\mathbb{B}_r(\mathbf{x}_0)$ as the reference points of \mathbf{x}_0 . Take C_1 and C_2 such that $E_{\mathbf{z} \in \mathbb{B}_r(\mathbf{x}_0)} h(d(\mathbf{x}_0, \mathbf{z})) \geq C_1$ and $E_{\mathbf{z} \in \mathbb{B}_r(\mathbf{x}_0)} |h'(d(\mathbf{x}_0, \mathbf{z}))| \leq C_2$. Assume assumption 1 and 2 apply with constant C_4 . Given $\delta > 0$, for all direction vector \mathbf{u} normalized so that $\|\mathbf{u}\| = 1$, we have for N sufficiently large:

$$\lim_{c \rightarrow 0} \left\| \frac{f(\mathbf{x}_0 + c\mathbf{u}) - f(\mathbf{x}_0)}{c} \right\|_2 \leq 2C_4 \left(\frac{C_2}{C_1} \right) + \delta$$

with probability going to 1.

REMARK 1. From the theorem, we see that the Lipschitz bound of neighborhood weighted embedding is determined by (C_1, C_2, C_4, α) . By the definition, we know $C_1 \leq 1$ by our choice of radius r ; C_2 is lower bounded as long as we choose a function decay sufficiently fast. For example, if we choose $h(x) = \exp(-x)$, we have $C_2 \leq 1$; C_4 is also a small constant independent of p .

Therefore the Lipschitz bound of our neighborhood embedding layer is smaller and will not diverge with p , and is free from the scale of \mathbf{x} .

REMARK 2. Connection with intrinsic dimension: The theorem results also implicitly connect with the intrinsic dimension of \mathbf{x} . Here we take a sufficient large N , but actually this N is connected with the intrinsic dimensionality of \mathbf{x} . From (Levina and Bickel 2005), we know if the intrinsic dimension of \mathbf{x} is m , then the Euclidean distance from a fixed point \mathbf{x} to its k -th nearest neighbor $T_k(\mathbf{x})$ approximately satisfies:

$$\frac{k}{N} \approx f(\mathbf{x})(T_k(\mathbf{x}))^m V(m)$$

where $V(m) = \frac{\pi^{m/2}}{\Gamma(m/2+1)}$, is the volume of the unit sphere in \mathbb{R}^m .

Here for our neighbor search procedure in Theorem 1, we have $T_k(\mathbf{x}) = r$ fixed. Therefore for any fixed N , the number of neighbors k can be approximated

as:

$$k \approx N f(\mathbf{x})(r)^m V(m) \approx \frac{N}{\sqrt{\pi m}} f(\mathbf{x}) (2e \frac{\pi r^2}{m})^{m/2}$$

This is an increasing function of m roughly when $m < 2e\pi r^2$. Therefore we know the sample size we need is small when m is not large. It explains why we can achieve a much smaller gradient upper bound with relatively small sample sizes, when the intrinsic dimension is not large. On the other hand, when the intrinsic dimension is large, we should not improve robustness through neighborhood preserving layers, because such low dimensional embeddings are not stable. It also suggests that we should choose r according to the true intrinsic dimensionality. The larger the intrinsic dimension, the larger the r should be.

Proof. The proof is separated into two parts. First we consider the derivative w.r.t to \mathbf{x} if the set of neighbors does not change. Then we consider the case of neighbor change.

First, if there is no neighbor change, we can just consider derivatives w.r.t. every possible high dimensional embedding of \mathbf{x}_0 . Denoting $g_i(\mathbf{x}_0) = \frac{w_i}{\sum_{i=1}^n w_i}$, we can calculate the derivatives in a specific direction ϵ such that $\|\epsilon\|_2 = 1$:

$$\begin{aligned} & \lim_{c \rightarrow 0} \frac{f(\mathbf{x}_0 + c\epsilon) - f(\mathbf{x}_0)}{c} \\ &= \sum_{i=1}^n \mathbf{y}_i \lim_{c \rightarrow 0} \frac{g_i(\mathbf{x} + c\epsilon) - g_i(\mathbf{x})}{c} \\ &= \sum_{i=1}^n \mathbf{y}_i \frac{w'_i(\mathbf{x}) \sum_{i=1}^n w_i - w_i \sum_{i=1}^n w'_i(\mathbf{x})}{(\sum_{i=1}^n w_i)^2} \\ &= \frac{\sum_{i=1}^n \mathbf{y}_i w'_i(\mathbf{x})}{\sum_{i=1}^n w_i} - \frac{\sum_{i=1}^n w'_i(\mathbf{x}) \sum_{i=1}^n \mathbf{y}_i w_i}{(\sum_{i=1}^n w_i)^2} \\ &= \frac{\sum_{i=1}^n \mathbf{y}_i w'_i(\mathbf{x})/n}{\sum_{i=1}^n w_i/n} - \frac{\sum_{i=1}^n w'_i(\mathbf{x})/n \sum_{i=1}^n \mathbf{y}_i w_i/n}{(\sum_{i=1}^n w_i/n)^2} \end{aligned}$$

where $w'_i(\mathbf{x}) = \lim_{c \rightarrow 0} \frac{w_i(\mathbf{x} + c\epsilon) - w_i(\mathbf{x})}{c}$, is the gradient of $w_i(\mathbf{x})$ in the direction ϵ . Therefore we can bound its ℓ_2 norm as:

$$\begin{aligned} & \left\| \lim_{c \rightarrow 0} \frac{f(\mathbf{x}_0 + c\epsilon) - f(\mathbf{x}_0)}{c} \right\|_2 \\ & \leq C_4 \left(\left| \frac{\sum_{i=1}^n |w'_i(x)|/n}{\sum_{i=1}^n w_i/n} \right| + \left| \frac{\sum_{i=1}^n |w'_i(x)|/n \sum_{i=1}^n w_i/n}{(\sum_{i=1}^n w_i/n)^2} \right| \right) \\ & \leq C_4 \left(\frac{\sum_{i=1}^n |h'(d(x_0, x_i))|/n}{\sum_{i=1}^n |w_i|/n} + \frac{\sum_{i=1}^n |h'(d(x_0, x_i))|/n \sum_{i=1}^n |w_i|/n}{(\sum_{i=1}^n |w_i|/n)^2} \right) \\ & = 2C_4 \frac{\sum_{i=1}^n |h'(d(x_0, x_i))|/n}{\sum_{i=1}^n |w_i|/n} \end{aligned}$$

where we use the fact that $w'_i(x) \leq h'(d(x_0, x_i))$, and equality holds if and only if ϵ is exactly in the direction of $(\mathbf{y}_i - \mathbf{x})$.

Then we consider the convergence of the empirical average to this expectation. We know $\lim_{n \rightarrow \infty} \sum_{i=1}^n |h'(d(x_0, x_i))|/n \leq C_2$ and $\lim_{n \rightarrow \infty} \sum_{i=1}^n w_i/n \geq C_1$. Further w_i and $1/w_i$ are all bounded with finite second moment values. Thus we can apply Slutsky's theorem, to obtain:

$$\lim_{c \rightarrow 0} \left\| \frac{f(\mathbf{x}_0 + c\epsilon) - f(\mathbf{x}_0)}{c} \right\|_2 \leq 2C_4 \frac{\sum_{i=1}^n |h'(d(x_0, x_i))|/n}{\sum_{i=1}^n w_i/n} \xrightarrow{P} 2 \frac{C_4 C_2}{C_1}$$

This result indicates that for any $\delta > 0$, there exists n_0 such that for $n \geq n_0$:

$$\lim_{c \rightarrow 0} \left\| \frac{f(\mathbf{x}_0 + c\epsilon) - f(\mathbf{x}_0)}{c} \right\|_2 \leq \frac{2C_4 C_2}{C_1} + \delta$$

Indeed, let p_1 be the probability that each point falls in this ball. We know with sample size N , the number of points falling in the ball follows a binominal distribution $Bin(N, p_1)$. Therefore with probability going to 1, when we have $N \geq 2n_0/p_1$, the number of points falling in the ball satisfies $n > n_0$, and it guarantees that $\lim_{c \rightarrow 0} \left\| \frac{f(\mathbf{x}_0 + c\epsilon) - f(\mathbf{x}_0)}{c} \right\|_2 \leq \frac{2C_4 C_2}{C_1} + \delta$ holds.

Now consider the case where neighbors change. We denote by \mathbf{x}_i for $i = 1, \dots, n-k$ the points in both $\mathbb{B}_r(\mathbf{x})$ and $\mathbb{B}_r(\mathbf{x} + \epsilon)$. We denote by \mathbf{x}_i for $i = n-k+1, \dots, n$ the points in $\mathbb{B}_r(\mathbf{x})$ but not $\mathbb{B}_r(\mathbf{x} + \epsilon)$. We denote by \mathbf{x}_i^{new} for $i = 1, \dots, k'$ the points in $\mathbb{B}_r(\mathbf{x} + \epsilon)$ but not in $\mathbb{B}_r(\mathbf{x})$. We use w_i to denote the weight with respect to \mathbf{x} , and w'_i as the weight with respect to $\mathbf{x} + \epsilon$. Then integrating the effect of updating neighbors and updating weights, the embedding change can be bounded as:

$$\begin{aligned} \Delta f(\mathbf{x}) &= \left(\frac{\sum_{i=1}^n w_i \mathbf{y}_i}{\sum_{i=1}^n w_i} - \frac{\sum_{i=1}^n w'_i \mathbf{y}_i}{\sum_{i=1}^n w'_i} \right) + \left(\frac{\sum_{i=1}^n w'_i \mathbf{y}_i}{\sum_{i=1}^n w'_i} - \frac{\sum_{i=1}^{n-k} w'_i \mathbf{y}_i + \sum_{n=1}^{k'} w_i^{new} \mathbf{y}_i^{new}}{\sum_{i=1}^{n-k} w'_i + \sum_{n=1}^{k'} w_i^{new}} \right) \\ &= (A) + (B) \end{aligned}$$

The (A) part is bounded by the previous gradient bound. We will focus on bounding the (B) part.

$$\begin{aligned} (B) &= \left(\frac{\sum_{i=1}^n w'_i \mathbf{y}_i}{\sum_{i=1}^n w'_i} - \frac{\sum_{i=1}^n w'_i \mathbf{y}_i}{\sum_{i=1}^{n-k} w'_i + \sum_{n=1}^{k'} w_i^{new}} \right) \\ &+ \left(\frac{\sum_{i=1}^n w'_i \mathbf{y}_i}{\sum_{i=1}^{n-k} w'_i + \sum_{n=1}^{k'} w_i^{new}} - \frac{\sum_{i=1}^{n-k} w'_i \mathbf{y}_i + \sum_{n=1}^{k'} w_i^{new} \mathbf{y}_i^{new}}{\sum_{i=1}^{n-k} w'_i + \sum_{n=1}^{k'} w_i^{new}} \right) \\ &= (C) + (D) \end{aligned}$$

where

$$(C) = \frac{\sum_{i=1}^n w'_i \mathbf{y}_i}{\sum_{i=1}^n w'_i} - \frac{\sum_{i=1}^n w'_i \mathbf{y}_i}{\sum_{i=1}^{n-k} w'_i + \sum_{n=1}^{k'} w_i^{new}}$$

and

$$(D) = \frac{\sum_{i=1}^n w'_i \mathbf{y}_i}{\sum_{i=1}^{n-k} w'_i + \sum_{n=1}^{k'} w_i^{new}} - \frac{\sum_{i=1}^{n-k} w'_i \mathbf{y}_i + \sum_{n=1}^{k'} w_i^{new} \mathbf{y}_i^{new}}{\sum_{i=1}^{n-k} w'_i + \sum_{n=1}^{k'} w_i^{new}}.$$

As $\|\epsilon\|_2 \rightarrow 0$, for a new neighbor \mathbf{x}_i that was not an old neighbor, and an old neighbor \mathbf{x}_j , we have $d(\mathbf{x}_i, \mathbf{x} + \epsilon) \geq r - \|\epsilon\|_2$ and $d(\mathbf{x}_j, \mathbf{x} + \epsilon) \leq r + \|\epsilon\|_2$. Therefore as $\|\epsilon\|_2 \rightarrow 0$, we know:

$$\lim_{\|\epsilon\|_2 \rightarrow 0} \frac{d(\mathbf{x}_i, \mathbf{x}_0)}{d(\mathbf{x}_j, \mathbf{x}_0)} \geq 1$$

Therefore we have:

$$\lim_{\|\epsilon\|_2 \rightarrow 0} w_i^{new} \leq w_j'$$

for any $j \leq n - k$, and

$$\lim_{\|\epsilon\|_2 \rightarrow 0} w_i' \leq w_j'$$

for any $i > n - k$ and $j \leq n - k$. Then combining with the result from assumption 1 and Lemma 1, we know for sufficiently small ϵ and large n , we can find an arbitrarily small constant C_3 such that, with probability going to 1, we have $\frac{k+k'}{n} \leq C_3\epsilon$. Denote the required sample size by n_1 here. Following the same procedure we have shown, we can choose $N > \frac{2n_1}{p_1}$ to guarantee that $n > n_1$,

larger than the required sample size. Denote $b = \frac{-\sum_{i=n-k+1}^n w_i' + \sum_{i=1}^{k'} w_i^{new}}{\sum_{i=1}^n w_i'}$.

Then we can derive:

$$\begin{aligned} \left| \frac{-\sum_{i=n-k+1}^n w_i' + \sum_{i=1}^{k'} w_i^{new}}{\sum_{i=1}^n w_i'} \right| &\leq \left| \frac{-\sum_{i=n-k+1}^n w_i'}{\sum_{i=1}^n w_i'} \right| + \left| \frac{\sum_{i=1}^{k'} w_i^{new}}{\sum_{i=1}^n w_i'} \right| \\ &\leq \frac{k}{n} + \frac{k'}{n} = \frac{k+k'}{n} \\ &\leq C_3\epsilon \end{aligned}$$

Thus we know $b \leq C_3\epsilon$. We can further derive:

$$\begin{aligned} \left| \frac{-\sum_{i=n-k+1}^n w_i' + \sum_{i=1}^{k'} w_i^{new}}{\sum_{i=1}^n w_i' + \sum_{i=1}^{k'} w_i^{new}} \right| &= \left| \frac{-\sum_{i=n-k+1}^n w_i' + \sum_{i=1}^{k'} w_i^{new}}{\sum_{i=1}^n w_i' - \sum_{i=n-k+1}^n w_i' + \sum_{i=1}^{k'} w_i^{new}} \right| \\ &= \left| \frac{b}{1+b} \right| \leq \frac{C_3\epsilon}{1-C_3\epsilon} \end{aligned}$$

We further derive the bound for (C):

$$\begin{aligned} (C) &= \frac{\sum_{i=1}^n w_i' \mathbf{y}_i}{\sum_{i=1}^n w_i'} \left(1 - \frac{\sum_{i=1}^n w_i'}{\sum_{i=1}^{n-k} w_i' + \sum_{i=1}^{k'} w_i^{new}} \right) = \frac{\sum_{i=1}^n w_i' \mathbf{y}_i}{\sum_{i=1}^n w_i'} - \frac{\sum_{i=n-k+1}^n w_i' + \sum_{i=1}^{k'} w_i^{new}}{\sum_{i=1}^{n-k} w_i' + \sum_{i=1}^{k'} w_i^{new}} \\ &= f(x) - \frac{\sum_{i=n-k+1}^n w_i' + \sum_{i=1}^{k'} w_i^{new}}{\sum_{i=1}^{n-k} w_i' + \sum_{i=1}^{k'} w_i^{new}} \end{aligned}$$

Therefore as $\|\epsilon\|_2 \rightarrow 0$, we have $\lim_{\|\epsilon\|_2 \rightarrow 0} \left\| \frac{(C)}{\epsilon} \right\|_2 \leq C_3 C_4$. Similarly, we can

obtain a bound with (D):

$$\begin{aligned} \lim_{\|\epsilon\|_2 \rightarrow 0} \left\| \frac{(D)}{\epsilon} \right\|_2 &= \left\| \frac{-\sum_{i=n-k+1}^n w'_i \mathbf{y}'_i + \sum_{i=1}^{k'} w_i^{new} \mathbf{y}_i^{new}}{(\sum_{i=1}^{n-k} w'_i + \sum_{i=1}^{k'} w_i^{new})\epsilon} \right\|_2 \\ &\leq C_4 \frac{-\sum_{i=n-k+1}^n w'_i + \sum_{i=1}^{k'} w_i^{new}}{(\sum_{i=1}^{n-k} w'_i + \sum_{i=1}^{k'} w_i^{new})\epsilon} \leq C_3 C_4 \end{aligned}$$

We also have the gradient bound for $f(\mathbf{x})$. We conclude that:

$$\begin{aligned} \lim_{\|\epsilon\|_2 \rightarrow 0} \left\| \frac{f(\mathbf{x} + \epsilon) - f(\mathbf{x})}{\epsilon} \right\|_2 &\leq \lim_{\|\epsilon\|_2 \rightarrow 0} \left(\left\| \frac{(C) + (D)}{\epsilon} \right\|_2 + \frac{2C_4 C_2}{C_1} + \delta \right) \\ &\leq C_3 C_4 + C_3 C_4 + \frac{2C_4 C_2}{C_1} + \delta \\ &= 2C_4 \left(\frac{C_2}{C_1} + C_3 \right) + \delta \end{aligned}$$

In Lemma 3, we have $C_3 \rightarrow 0$ as $N \rightarrow \infty$, so we can finally remove C_3 from the bound:

$$\lim_{c \rightarrow 0} \left\| \frac{f(\mathbf{x}_0 + c\hat{\mathbf{u}}) - f(\mathbf{x}_0)}{c} \right\|_2 \leq 2C_4 \left(\frac{C_2}{C_1} \right) + \delta$$

□

After deriving the Lipschitz upper bound of neighborhood preserving layer, we compare it with the Lipschitz bound of a fully-connected layer. We know when only one layer is considered, given $\mathbf{X} \in \mathbb{R}^{n \times p}$ and $\mathbf{y} \in \mathbb{R}^{n \times d}$, the best fully-connected layer is equivalent to a multi-response regression problem. Denoting $\mathbf{W} = (\mathbf{w}^{(1)}, \dots, \mathbf{w}^{(d)})$, we have:

$$\mathbf{w}^{(i)} = (\mathbf{X}^T \mathbf{X})^{-1} \mathbf{X}^T \mathbf{y}_i$$

This choice of weights can minimize the ℓ_2 loss in this specific layer, and is the best unbiased linear weight. When a single layer is considered, this is the target weight we should use. The corresponding feed forward function is defined as $f(\mathbf{x}) = \mathbf{W}\mathbf{x}$. To proceed with the analysis, we introduce a set of regularity conditions for \mathbf{x} and \mathbf{y} .

ASSUMPTION 3. We assume \mathbf{x}_i 's are independently distributed from \mathbb{P} such that $E(\mathbf{x}) = \mathbf{0}$ and $\text{cov}(\mathbf{x}) \lesssim C_5 \mathbf{I}_p$.

$A \lesssim B$ means that $B - A$ is a positive definite matrix. The assumption requires that the distribution of the low dimensional embedding \mathbf{y} is well behaved, and the covariance matrix has eigenvalue upper bound. It holds naturally as long as \mathbf{x} is bounded. Further we assume each $\mathbf{x}^{(i)}$ and \mathbf{y}_j have correlation r_{ij} . All these assumptions can also be easily achieved by our neighborhood preserving layer.

THEOREM 2. When Assumption 3 holds, given $\delta > 0$, if n is sufficiently large then \mathbf{W} satisfies:

$$\|\mathbf{w}^{(j)}\|_2 \geq \frac{1}{C_5 + \delta} \sqrt{\sum_{i=1}^p D_i^2 r_i^2 - \delta}$$

Furthermore, there exists a direction of ϵ such that:

$$\lim_{c \rightarrow 0} \left\| \frac{f(\mathbf{x}_0 + c\epsilon) - f(\mathbf{x}_0)}{c} \right\|_2 \geq \frac{1}{C_5 + \delta} \sqrt{\sum_{i=1}^p D_i^2 r_i^2 - \delta}$$

where $D_i = sd(\mathbf{x}^{(i)})sd(y_i)$, is the product of two standard deviations, providing a lower bound on the Lipschitz constant of this fully connected layer.

REMARK 3. Since the fully connected layer is designed to extract features of \mathbf{x} and pass them to \mathbf{y} , r_{ii} should be large.

Proof. As we have shown, $\mathbf{w}^{(i)} = (\mathbf{X}^T \mathbf{X})^{-1} \mathbf{X}^T \mathbf{y}_i$. Thus we have

$$\|\mathbf{w}^{(i)}\|_2 = \|(\mathbf{X}^T \mathbf{X})^{-1} \mathbf{X}^T \mathbf{y}_i\|_2$$

By the covariance bounded eigenvalue assumption, we know $\lim_{n \rightarrow \infty} \frac{1}{n} \mathbf{X}^T \mathbf{X} \lesssim C_5 \mathbf{I}_p$. Thus we can find sufficiently large n , such that $\frac{1}{n} \mathbf{X}^T \mathbf{X} \lesssim (C_5 + \delta) \mathbf{I}$. Writing $\mathbf{X}^T \mathbf{y}_i = (\mathbf{X}^{(1)T} \mathbf{y}_i, \dots, \mathbf{X}^{(p)T} \mathbf{y}_i) \in \mathbb{R}^p$, we have:

$$\begin{aligned} \|(\mathbf{X}^T \mathbf{X})^{-1} \mathbf{X}^T \mathbf{y}_i\|_2 &\geq \frac{1}{(C_5 + \delta)n} \|\mathbf{X}^T \mathbf{y}_i\|_2 \\ &\geq \frac{1}{C_5 + \delta} \sqrt{\sum_{i=1}^p (\text{cov}_n(\mathbf{X}^{(i)}, \mathbf{y}_i))^2} \end{aligned}$$

We know:

$$\lim_{n \rightarrow \infty} \text{cov}_n(\mathbf{X}^{(i)}, \mathbf{y}_i) \rightarrow \text{cov}(\mathbf{x}^{(i)}, y_i) = \text{cor}(\mathbf{x}^{(i)}, y_i) sd(\mathbf{x}^{(i)}) sd(y_i) = D_i r_i$$

where $D_i = sd(\mathbf{x}^{(i)})sd(y_i)$. Plugging into the previous equation, for any $\delta > 0$, we can find a sufficiently large n such that:

$$\|\mathbf{W}\|_2 \geq \|\mathbf{w}^{(i)}\|_2 \geq \frac{1}{C_5 + \delta} \sqrt{\sum_{i=1}^p D_i^2 r_i^2 - \delta}$$

Finally, we have the Lipschitz constant satisfies:

$$\lim_{\|\epsilon\|_2 \rightarrow 0} \left\| \frac{f(\mathbf{x}_0 + \epsilon) - f(\mathbf{x}_0)}{\epsilon} \right\|_2 \geq \sup_{\mathbf{x} \in \mathbb{R}^p} \frac{\|\mathbf{w}^{(i)} \mathbf{x}\|_2}{\|\mathbf{x}\|_2} = \|\mathbf{w}^{(i)}\|_2 \geq \frac{1}{C_5 + \delta} \sqrt{\sum_{i=1}^p D_i^2 r_i^2 - \delta}$$

□

So far we have derived the Lipschitz upper bound of our neighborhood preserving layer: $T_1 = 2C_4(\frac{C_2}{C_1} + C_3) + \delta$, and the lower bound of the fully connected regression layer: $T_2 = \frac{1}{C_5 + \delta} \sqrt{\sum_{i=1}^p C_i^2 r_i^2} - \delta$. We see $\frac{T_1}{T_2} = o(1/\sqrt{p})$ when all r_i are $O(1)$. It means in general our neighborhood layer is on the $o(1/\sqrt{p})$ order of the Lipschitz bound of the fully connected layer.

The derived Lipschitz bound is closely related to the robustness of the network, and also the gradient descent based attack method. If the Lipschitz constant is small overall, then perturbations from all directions cannot significantly change the loss function, and the gradient descent based attack will be ineffective.

To illustrate this effect, first we need to introduce ‘minimal L_p distortion’, which is a well acknowledged metric for robustness evaluation (Hein and Andriushchenko 2017).

DEFINITION 1. Let C be the set of samples with label c , l be a class, and $f_c(x)$ be the predicted probability that a point x belongs to class c . Then we say a network has minimal L_p distortion δ_p at point x , if δ_p is defined as:

$$\min_{\delta \in \mathbb{R}^d} \|\delta\|_p \quad \text{s.t.} \quad \max_{l \neq c} f_l(x + \delta) \geq f_c(x + \delta) \quad \text{and} \quad x \in C$$

δ_p is the maximal distortion L_p norm allowed such that all distortions smaller than this magnitude will not change the classification label. This metric is closely related to the performance of a network against a C&W attack [Carlini and Wagner, 2017]. In a C&W attack, we exactly look for a L_2 distortion in S that maximizes the difference in loss function.

COROLLARY 1. If the conditions in Theorem 1 and 2 hold, then the upper bound of minimal L_2 distortion bound introduced in Hein and Andriushchenko (2017) will be improved by $\frac{T_2}{T_1}$ times by replacing a fully-connected layer with our proposed neighborhood preserving layer.

Proof. Assume the Lipschitz constant previous to the dimension reduction layer is L_a , and after the dimension reduction layer is L_b . Then as analyzed in Szegedy et al.(2013), the Lipschitz constant of the whole network with the proposed neighborhood preserving layer is $L = L_a L_b T_1$, and for a network with a fully-connected layer is $L = L_a L_b T_2$. Then we plug the Lipschitz bound into Theorem 2.1 of Hein and Andriushchenko (2017), choosing $p = q = 2$ and radius to be sufficiently large, to obtain:

$$\|\delta\| \leq \left\{ \min_{j \neq c} \frac{f_c(x) - f_j(x)}{L} \right\}$$

Thus we obtain an upper bound of the minimal L_2 distortion bound:

$$\delta_{neighbor} = \frac{T_1}{T_2} \delta_{fc}$$

□

So far, we have analyzed how our neighborhood preserving layer helps shrink the Lipschitz constant and thus helps improve the minimal distortion bound. Madry et al. (2017) propose the saddle point problem, which is well recognized as a good measure of the robustness of a network:

$$\rho = \mathbb{E}_{x,y}[\max_{\delta \in S} L(\theta, x + \delta, y)]$$

where S is the feasible region of a small distortion with radius ϵ , and y is the class associated to input point x .

An alternate measure of distortion is:

$$g_\delta = \mathbb{E}_{x,y}[\max_{\delta \in S} L(\theta, x + \delta, y)] - \mathbb{E}_{x,y}[L(\theta, x, y)]$$

Here we show that taking advantage of the result from Theorem 1, our robustness will also be significantly improved under this metric.

THEOREM 3. *Suppose all conditions in Theorem 1 are satisfied, and the loss function for classification is chosen as negative log likelihood loss. Then the network with bottleneck $f(\cdot)$ (a neighborhood preserving layer or a fully-connected layer) has distortion expectation upper bound:*

$$g_\delta \leq L_a L_b \epsilon \int_{\mathbb{R}^p} \max_{\delta \in S} \text{Lip}(f(z + L_a \delta)) dz$$

where $\text{Lip}(\cdot)$ is the Lipschitz constant at a specific point, and L_a is the Lipschitz constant prior to the bottleneck layer, and L_b is the Lipschitz constant after the bottleneck layer. Under Assumptions 1-3, the distortion bound of fully-connected layer is $\frac{T_2}{T_1}$ times of our neighborhood preserving layer.

Proof. Let $z = t_1(x)$ represent the random variable after taking all layers ahead of the dimension reduction layer, and let $y = t_2(\cdot, i)$ represent all layers behind the dimension reduction layer, returning the output probability for class i . By definition, we have:

$$\begin{aligned} g_\delta &= \mathbb{E}_{x,y}[\max_{\delta \in S_1} t_2(f(t_1(x + \delta)), y)] - \mathbb{E}_{x,y}[t_2(f(t_1(x)), y)] \\ &\leq L_b(\mathbb{E}_z[\max_{\delta \in S} f(z + L_a \delta)] - \mathbb{E}_x[f(t_1(x))]) \\ &= L_b(\mathbb{E}_z[\max_{\delta \in S} f(z + L_a \delta)] - \mathbb{E}_z[f(z)]) \\ &\leq L_b \int ([\max_{\delta \in S} f(z + L_a \delta)] - f(z)) dz \\ &\leq L_a L_b \epsilon \int \max_{\delta \in S} \text{Lip}(f(z + L_a \delta)) dz \end{aligned}$$

where S_1 and S are the feasible regions of a small distortion with radius ϵ in the input and high dimensional spaces. \square

From Theorem 3, we see that the distortion bound is proportion to its Lipschitz constant bound. The ratio of bounds between the neighborhood preserving and fully connected bottleneck layers is $\frac{T_1}{T_2}$. Considering $\frac{T_1}{T_2} = o(\frac{1}{\sqrt{p}})$, the distortion expectation of our algorithm has much smaller bounds, making our algorithm more robust against adversarial attack.

5 Experiments

In this section, we demonstrate the practical superiority of our proposed layer on benchmark datasets. Explicitly, we compare the performance of our proposed algorithm (neighbor preserving layer) with benchmark CNN models against a PGD attack. The experiments are conducted on two benchmark datasets:

- **MNIST**: handwritten digit dataset, which consists of 60,000 training images and 10,000 testing images. These are 28×28 black and white images in ten different classes.
- **CIFAR10**: natural image dataset, which contains 50,000 training images and 10,000 testing images in ten different classes. These are low resolution three-channel 32×32 color images.

For the MNIST dataset, the encoder is setup as a two-layer CNN with kernel size 5×5 and 5/20 output channels in the first and second layer, and a 2×2 pooling following each convolutional layer. The encoder leads to a 800-dimensional high-dimensional embedding. For CIFAR10 dataset, we employ VGG16 architecture as the encoder, and it leads to a 512-dimensional high-dimensional embedding. For the classifier, we employ two fully-connected layers with ReLU activation, and then a softmax function to obtain the final 10-dimensional prediction probability for 10 classes. For dimension reduction layers, two type of dimension reduction layers are employed: (1) Fully-connected layers with ReLU activation. (2) Our proposed neighborhood preserving layer.

We consider the strongest white-box PGD attack over two datasets. Explicitly in our experiment, the Π_ϵ is considered as ℓ_∞ projection over the data. We normalize the data to the ranges from 0 to 1. Therefore $\epsilon = 0.01$ represents changes up to about 3 pixels, and $\epsilon = 0.05$ represents changes up to about 15 pixels, and so forth. In the table, ‘FC’ represents fully-connected dimension reduction layers, ‘NP’ represents proposed neighborhood preserving dimension reduction layers, and ‘Ref’ represents proposed neighborhood preserving layers with only 1000 reference point instead of full datasets. The subscript indicates the output dimension of the layer. We provide a table with ℓ_∞ projection attack under different bottleneck layers:

From these two tables, we draw several conclusions: (1) Coinciding with our theoretical results, our proposed layer is much more robust against a PGD attack compared with fully-connected layers, especially when ϵ is large. (2) Comparing the two tables, we can see the true intrinsic dimension of a dataset is important to the performance of networks. The MNIST dataset is known to be a simpler

Perturbation	FC_8	FC_{16}	NP_8	NP_{16}	Ref_8	Ref_{16}
$\epsilon = 0.01$	98.56	98.98	96.85	96.95	94.42	94.52
$\epsilon = 0.05$	84.78	88.46	94.82	94.26	90.40	90.95
$\epsilon = 0.1$	37.82	46.13	91.67	90.72	81.76	82.69
$\epsilon = 0.2$	9.67	11.30	89.73	89.04	73.89	74.92

Table 1: MNIST data set: Accuracy result under ℓ_∞ projection PGD attack

Perturbation	FC_8	FC_{16}	NP_8	NP_{16}
$\epsilon = 0.01$	66.66	68.43	76.17	77.76
$\epsilon = 0.05$	19.29	20.50	65.40	66.10
$\epsilon = 0.1$	7.38	8.06	61.33	62.04
$\epsilon = 0.2$	5.46	5.57	58.84	59.91

Table 2: CIFAR10 data set: Accuracy result under ℓ_∞ projection PGD attack

dataset and has smaller intrinsic dimension than CIFAR10. It helps explain why NP_8 outperforms NP_{16} in MNIST, while NP_{16} outperforms NP_8 in CIFAR10. Our results coincide with both our findings about intrinsic dimension of the two datasets. (3) In the MNIST dataset, we also consider different choices of reference points. We consider using all training data as reference points, versus using 1000 points as reference points. We see that using 1000 reference points sacrifices a bit of prediction performance, while it can significantly reduce the computational burden, reducing 98.3% of reference points. (4) For MNIST data, $\epsilon = 0.01$ is a weak attack, and we see that our model maintain high accuracy under these settings. It demonstrates the general interest of our layer.

Overall in this section, we illustrate that our algorithm can replace dimension reduction layers and effectively improve the robustness of models. It is also compatible with other state-of-art adversarial training methods.

6 Conclusion

In this paper, we propose a novel dimension reduction layer through neighborhood preservation. The proposed layer can replace fully connected layers in general neural nets to improve robustness against adversarial attack. We provide theoretical analysis and empirical experiments to show that the proposed layer enjoys a smaller gradient upper bound, and is more robust against gradient-based adversarial attack. Neural networks with our proposed layers can be efficiently trained, and are also flexible in adapting other adversarial training procedures.

References

- Fayyaz A Afsar, MU Akram, M Arif, and J Khurshid. A pruned fuzzy k-nearest neighbor classifier with application to electrocardiogram based cardiac arrhythmia recognition. In *2008 IEEE International Multitopic Conference*, pages 143–148. IEEE, 2008.
- Muhammad Arif, Muhammad Usman Akram, et al. Pruned fuzzy k-nearest neighbor classifier for beat classification. *Journal of Biomedical Science and Engineering*, 3(04):380, 2010.
- Yoshua Bengio, Jean-françois Paiement, Pascal Vincent, Olivier Delalleau, Nicolas L Roux, and Marie Ouimet. Out-of-sample extensions for lle, isomap, mds, eigenmaps, and spectral clustering. In *Advances in neural information processing systems*, pages 177–184, 2004.
- Nicholas Carlini and David Wagner. Towards evaluating the robustness of neural networks. In *2017 IEEE Symposium on Security and Privacy (SP)*, pages 39–57. IEEE, 2017.
- Anirban Chakraborty, Manaar Alam, Vishal Dey, Anupam Chattopadhyay, and Debdeep Mukhopadhyay. Adversarial attacks and defences: A survey. *arXiv preprint arXiv:1810.00069*, 2018.
- Pin-Yu Chen, Yash Sharma, Huan Zhang, Jinfeng Yi, and Cho-Jui Hsieh. Ead: elastic-net attacks to deep neural networks via adversarial examples. In *Thirty-second AAAI conference on artificial intelligence*, 2018.
- Yinpeng Dong, Fangzhou Liao, Tianyu Pang, Hang Su, Jun Zhu, Xiaolin Hu, and Jianguo Li. Boosting adversarial attacks with momentum. In *Proceedings of the IEEE conference on computer vision and pattern recognition*, pages 9185–9193, 2018.
- Ian J Goodfellow, Jonathon Shlens, and Christian Szegedy. Explaining and harnessing adversarial examples. *arXiv preprint arXiv:1412.6572*, 2014.
- Xiaofei He, Deng Cai, Shuicheng Yan, and Hong-Jiang Zhang. Neighborhood preserving embedding. In *Tenth IEEE International Conference on Computer Vision (ICCV’05) Volume 1*, volume 2, pages 1208–1213. IEEE, 2005.
- Matthias Hein and Maksym Andriushchenko. Formal guarantees on the robustness of a classifier against adversarial manipulation. In *Advances in Neural Information Processing Systems*, pages 2266–2276, 2017.
- Shengqiao Li. Concise formulas for the area and volume of a hyperspherical cap. *Asian Journal of Mathematics and Statistics*, 4(1):66–70, 2011.
- Laurens van der Maaten and Geoffrey Hinton. Visualizing data using t-sne. *Journal of machine learning research*, 9(Nov):2579–2605, 2008.

- Aleksander Madry, Aleksandar Makelov, Ludwig Schmidt, Dimitris Tsipras, and Adrian Vladu. Towards deep learning models resistant to adversarial attacks. *arXiv preprint arXiv:1706.06083*, 2017.
- Leland McInnes, John Healy, and James Melville. Umap: Uniform manifold approximation and projection for dimension reduction. *arXiv preprint arXiv:1802.03426*, 2018.
- Seyed-Mohsen Moosavi-Dezfooli, Alhussein Fawzi, and Pascal Frossard. Deep-fool: a simple and accurate method to fool deep neural networks. In *Proceedings of the IEEE conference on computer vision and pattern recognition*, pages 2574–2582, 2016.
- Andrew Slavin Ross and Finale Doshi-Velez. Improving the adversarial robustness and interpretability of deep neural networks by regularizing their input gradients. *arXiv preprint arXiv:1711.09404*, 2017.
- Sam T Roweis and Lawrence K Saul. Nonlinear dimensionality reduction by locally linear embedding. *science*, 290(5500):2323–2326, 2000.
- Karen Simonyan and Andrew Zisserman. Very deep convolutional networks for large-scale image recognition. *arXiv preprint arXiv:1409.1556*, 2014.
- Nitish Srivastava, Geoffrey Hinton, Alex Krizhevsky, Ilya Sutskever, and Ruslan Salakhutdinov. Dropout: a simple way to prevent neural networks from overfitting. *The journal of machine learning research*, 15(1):1929–1958, 2014.
- Christian Szegedy, Wojciech Zaremba, Ilya Sutskever, Joan Bruna, Dumitru Erhan, Ian Goodfellow, and Rob Fergus. Intriguing properties of neural networks. *arXiv preprint arXiv:1312.6199*, 2013.
- Christian Szegedy, Sergey Ioffe, Vincent Vanhoucke, and Alexander A Alemi. Inception-v4, inception-resnet and the impact of residual connections on learning. In *Thirty-first AAAI conference on artificial intelligence*, 2017.
- Joshua B Tenenbaum, Vin De Silva, and John C Langford. A global geometric framework for nonlinear dimensionality reduction. *science*, 290(5500):2319–2323, 2000.
- Tsui-Wei Weng, Huan Zhang, Pin-Yu Chen, Jinfeng Yi, Dong Su, Yupeng Gao, Cho-Jui Hsieh, and Luca Daniel. Evaluating the robustness of neural networks: An extreme value theory approach. *arXiv preprint arXiv:1801.10578*, 2018.