
RESEARCH ARTICLE

Number Parsing at a Gigabyte per Second

Daniel Lemire^{1*}

¹DOT-Lab Research Center, Université du Québec (TELUQ), Montreal, Quebec, H2S 3L5, Canada

Correspondence

Daniel Lemire, DOT-Lab Research Center, Université du Québec (TELUQ), Montreal, Quebec, H2S 3L5, Canada
Email: lemire@gmail.com

Funding information

Natural Sciences and Engineering Research Council of Canada, Grant Number: RGPIN-2017-03910

With disks and networks providing gigabytes per second, parsing decimal numbers from strings becomes a bottleneck. We consider the problem of parsing decimal numbers to the nearest binary floating-point value. The general problem requires variable-precision arithmetic. However, we need at most 17 digits to represent 64-bit standard floating-point numbers (IEEE 754). Thus we can represent the decimal significand with a single 64-bit word. By combining the significand and precomputed tables, we can compute the nearest floating-point number using as few as one or two 64-bit multiplications.

Our implementation can be several times faster than conventional functions present in standard C libraries on modern 64-bit systems (Intel, AMD, ARM and POWER9). Our work is available as open source software used by major systems such as Apache Arrow and Yandex ClickHouse. The Go standard library has adopted a version of our approach.

KEYWORDS

Parsing, Software Performance, IEEE-754, Floating-Point Numbers

1 | INTRODUCTION

Computers approximate real numbers as binary IEEE-754 floating-point numbers: an integer m (the *significand*¹) multiplied by 2 raised to an integer exponent p : $m \times 2^p$. Most programming languages have a corresponding 64-bit data type and commodity processors provide the corresponding instructions. In several mainstream programming languages (C,

¹The use of the term *mantissa* is discouraged by IEEE [1, 2] and by Knuth [3].

C++, Swift, Rust, Julia, C#, Go), floating-point numbers adopt the 64-bit floating-point type by default. In JavaScript, all numbers are represented using a 64-bit floating-point type, including integers—except maybe for the large integer type `BigInt`. There are other number types beyond the standard binary IEEE-754 number types. For example, Gustafson [4] has proposed `Unums` types, Microsoft promotes its Microsoft Floating Point (MSFP) types [5] and many programming languages support decimal-number data types [6]. However, they are not as ubiquitous.

Numbers are frequently serialized on disk or over a network as ASCII strings representing the value in decimal form (e.g., 3.1416, 1.0e10, 0.1). It is generally impossible to find a binary IEEE-754 floating-point number that matches exactly a decimal number. For example, the number 0.2 corresponding to $1/5$ can never be represented exactly as a binary floating-point number: its binary representation requires an infinite number of digits. Thus we must find the nearest available binary floating-point number. The nearest approximation to 0.2 using a standard 64-bit floating-point value is $7\ 205\ 759\ 403\ 792\ 794 \times 2^{-55}$ or approximately 0.200 000 000 000 000 011 10. The second nearest floating-point value is $7\ 205\ 759\ 403\ 792\ 793 \times 2^{-55}$ or approximately 0.199 999 999 999 999 983 35. In rare cases, the decimal value would be exactly between two floating-point values. In such cases, the convention is that we *round ties to even*: of the two nearest floating-point values, we choose the one with an even *significand*. Thus, since 9 000 000 000 000 000.5 falls at equal distance from $9\ 000\ 000\ 000\ 000\ 000 \times 2^0$ and $9\ 000\ 000\ 000\ 000\ 001 \times 2^0$, we round it to 9 000 000 000 000 000. Meanwhile we round 9 000 000 000 000 001.5 and 9 000 000 000 000 002.5 to 9 000 000 000 000 002 and so forth.

Finding the binary floating-point value that is closest to a decimal string can be computationally challenging. Widely used number parsers fail to reach 200 MiB/s on commodity processors (see Fig. 2) whereas our disks and networks are capable of transmitting data at gigabytes per second (more than 5 times faster).

If we write a 64-bit floating-point number as a string using a decimal significand with 17 significant digits, we can always parse it back exactly: starting from the ASCII string representing the number with a correctly rounded 17-digit decimal significand and picking the nearest floating-point number, we retrieve our original number. Programmers and data analysts use no more than 17 digits in practice since there is no benefit to the superfluous digits if the number is originally represented as a standard binary floating-point number. There are only some exceptional cases where more digits could be expected: e.g.,

1. when the value has been entered by a human being,
2. when the value was originally computed using higher-accuracy arithmetic,
3. when the original value was in a different number type,
4. when a system was poorly designed.

We have that 64-bit unsigned integers can represent all 19-digit non-negative integers since $10^{19} < 2^{64}$. Given an ASCII string (e.g., 2.2250738585072019e-308), we can parse the decimal significand as a 64-bit integer and represent the number as $22250738585072019 \times 10^{-308-16}$. It remains to convert it to a binary floating-point number. In this instance, we must divide 22250738585072019 by 10^{308+16} and round the result: we show that we can solve such problems using an efficient algorithm (§ 5). Further, when more than 19 digits are found, we may often be able to determine the nearest floating-point value from the most significant 19 digits (§ 11).

Our main contribution is to show that we can reach high parsing speeds (e.g., 1 GiB/s) on current 64-bit processors without sacrificing accuracy by focusing on optimizing the common number-parsing scenario where we have no more than 19 digits. We make all of our software freely available.

term	notation
m	binary significand; m is a non-negative integer (often in $[2^{52}, 2^{53})$)
p	binary exponent; p is an integer, it can be negative
non-negative floating-point number	$m \times 2^p$
w	decimal significand; w is a non-negative integer (often in $[0, 2^{64})$)
q	decimal exponent; q is an integer, it can be negative
non-negative decimal number	$w \times 10^q$
rounding	$\text{round}(x)$ is an integer value nearest to x
ceiling	given $x \geq 0$, $\text{ceiling}(x)$ is the smallest integer no smaller than x
floor	given $x \geq 0$, $\text{floor}(x)$ is the largest integer no larger than x
integer quotient	given non-negative integers n, m , $n \div m = \text{floor}(n/m)$
integer remainder	$\text{remainder}(n, m) = n - m \times \text{floor}(n/m)$
trailing zeros	the positive integer x has $k \in \mathbb{N}$ trailing zeros if and only if x is divisible by 2^k

TABLE 1 Notational conventions

2 | IEEE-754 BINARY FLOATING-POINT NUMBERS

Many of the most popular programming languages and many of the most common processors support 64-bit and 32-bit IEEE-754 binary floating-point numbers. See Table 2. The IEEE-754 standard defines other binary floating-point types (binary16, binary128 and binary256) but they are less common.

According to the IEEE-754 standard, a positive *normal* double-precision floating-point number is a binary floating-point number where the 53-bit integer m (the *significand*) is in the interval $[2^{52}, 2^{53})$ while being interpreted as a number in $[1, 2)$ by virtually dividing it by 2^{52} , and where the 11-bit exponent p ranges from -1022 to 1023 [7]. Such a double-precision number can represent all values between 2^{-1022} and up to but not including 2^{1024} ; these are the positive *normal* values. Some values smaller than 2^{-1022} can be represented and are called *subnormal* values: they use a special exponent code which has the value 2^{-1022} and the significand is then interpreted as a value in $[0, 1)$. A sign bit distinguishes negative and positive values. A double-precision floating-point number uses 64 bits and is often called binary64. The binary64 format can represent exactly all decimal numbers made of a 15-digit significand from $\approx -1.8 \times 10^{308}$ to $\approx 1.8 \times 10^{308}$. Importantly, the reverse is not true: it is not sufficient to have 15 digits of precision to distinguish any two floating-point numbers: we may need up to 17 digits.

The single-precision floating-point numbers are similar but span 32 bits (binary32). They are binary floating-point numbers where the 24-bit significand m is in the interval $[2^{23}, 2^{24})$ —considered as value in $[1, 2)$ after virtually dividing it by 2^{23} —and where the 8-bit exponent p ranges from -126 to 127 . We can represent all numbers between 2^{-126} up

name	exponent bits	significand (stored)	decimal digits (exact)
binary64	11 bits	53 bits (52 bits)	15 (17)
binary32	8 bits	24 bits (23 bits)	6 (9)

TABLE 2 Common IEEE-754 binary floating-point numbers: 64 bits (binary64) and 32 bits (binary32). A single bit is reserved for the sign in all cases.

to, but not including, 2^{128} ; with special handling for some numbers smaller than 2^{-126} (subnormals). The binary32 type can represent exactly all decimal numbers made of a 6-digit significand. If we serialize a 32-bit number using 9 digits, we can always parse it back exactly.

3 | RELATED WORK

Clinger [8, 9] describes accurate decimal to binary conversion; he proposes a fast path using the fact that small powers of 10 can be represented exactly as floats. Indeed, if we seek to convert the decimal number 1245×10^{14} to a binary floating-point number, we observe that the number 10^{14} can be represented exactly as a 64-bit floating-point numbers since it is $10^{14} = 5^{14} \times 2^{14}$, and $5^{14} < 2^{53}$. Of course, the significand (1245) can also be exactly represented. Thus if the value 10^{14} is precomputed as an exact floating-point value, it remains to compute the product of 1245×10^{14} . The IEEE-754 specification requires that the result of an elementary arithmetic operation is correctly rounded.² In this manner, we can immediately convert a decimal number to a 64-bit floating-point number when it can be written as $w \times 10^q$ with $-22 \leq q \leq 22$ and $w \leq 2^{53}$. We can extend Clinger's fast approach to 32-bit floating-point numbers with the conditions $-10 \leq q \leq 10$ and $w \leq 2^{24}$.

Gay [10] improves upon Clinger's work in many respects. He provides a secondary fast path, for slightly larger powers. Indeed if we need to compute $w \times 10^q$ for some small integer w for some integer $q > 22$, we may decompose the problem as $(w \times 10^{q-22}) \times 10^{22}$. If q is sufficiently small so that $w \times 10^{q-22}$ is less than 2^{53} , then the computation is still exact, and thus $(w \times 10^{q-22}) \times 10^{22}$ is also exact. Unfortunately, this approach is limited to decimal exponents $q \in (22, 22 + 16)$ since $10^{16} > 2^{53}$. Gay contributes a fast general decimal-to-binary implementation that is still in wide use: we benchmark against its most recent implementation in § 12. The general strategy for decimal-to-binary conversion involves first finding quickly a close approximation, that is within a few floating-point numbers of the accurate value, and then to refine it using one or two more steps involving exact big-integer arithmetic. Though there has been many practical attempts at optimizing number parsing [11], we are not aware of improved follow-up work to Gay's approach in the scientific literature.

A tangential problem is the conversion of binary floating-point numbers to decimal strings; the inverse of the problem that we are considering. The binary-to-decimal problem has received much attention [12, 13, 14, 15, 16, 17]. Among other problems is the one of representing a floating-point number using as few digits as possible so that the exact original value can be retrieved [13]: we need between 1 and 17 digits.

²Mainstream commodity processors (e.g., x64 and 64-bit ARM) have fast floating-point instructions with correct 64-bit and 32-bit rounding.

4 | PARSING THE STRING

A floating-point value may be encoded in different manners as a string. For example, `1e+1`, `10`, `10.0`, `10.`, `1.e1`, `+1e1`, `10E-01` all represent the same value (10). There are different conventions and rules. For example, in JSON [18], the following strings are invalid numbers: `+1`, `01`, `1.e1`. Furthermore, there are locale-specific conventions.

When parsing decimal numbers, our first step is to convert the string into a significand and an exponent. Though details differ depending on the requirement, the general strategy we propose is as follows:

1. The string may be explicitly delimited—we have the end point or a string length—or we may use a sentinel such as the null character. The parser must not access characters outside the string range to avoid memory errors and security issues.
2. It may be necessary to skip all leading white-space characters. In general, what constitutes a white-space character is locale-specific.
3. The number may begin with the '+' or the '-' character. Some formats may disallow the leading '+' character.
4. The significand is a sequence of digits (0,...,9) containing optionally the decimal separator: the period character '.' or a locale-specific equivalent. We must check that at least one digit was encountered: we thus forbid length-zero significands and significands made solely of the decimal separator. Some formats like JSON disallow a leading zero (only the zero value may begin with a zero) or an empty integer component (there must be digits before the decimal separator) or an empty fractional component (there must be digits after the decimal separator). To compute the significand, we may use a 64-bit unsigned integer w . We also record the beginning of the significand (e.g., as a pointer). We compute the digit value from the character using integer arithmetic: the digits have consecutive code point values in the most popular character encodings (Unicode and ASCII define values from 48 to 57). We can similarly use the fact that the digits occupy consecutive code points to quickly check whether a character is a digit. With each digit encountered, we can compute the running significand with a multiplication by ten followed by an addition ($w = 10 \times d + v$ where v is the digit value). The multiplication by ten is often optimized by compilers into efficient sequences of instructions. If there are too many digits, the significand may overflow which we can guard against by counting the number of processed digits: it is not necessary to guard each addition and multiplication against overflows. We can either be optimistic and later check whether an overflow was possible, or else we may check our position in the string, making sure that we never parse more than 19 digits, after omitting leading zeros. When the decimal separator is encountered, we record its position, but we otherwise continue computing the running significand. It is common to encounter many digits after the decimal separator. Instead of processing the digits one by one, we may check all at once whether a sequence of 8 digits is available and then update a single time the running significand—using a technique called SIMD within a register (SWAR) [19]. See Appendix D. If we find a sequence of eight digits, it can be beneficial to check again whether eight more digits (for a total of 16) can be found.
5. If there is a decimal separator, we must record the number of fractional digits, which we compute from the position of the decimal separator and the end of the significand. E.g., if there are 12 digits after the decimal separator, then the exponent is 10^{-12} . If there is no decimal separator, then the exponent is implicitly zero (10^0).
6. The significand may be followed by the letter 'e' or the letter 'E' in which case we need to parse the exponent if the scientific notation is allowed. Conversely, if the scientific notation is prescribed, we might fail if the exponent character is not detected. The parsing of the exponent proceeds much like the parsing of the significand except that no decimal separator is allowed. An exceptional condition may occur if the exponent character is not followed by digits, accounting for the possible '+' and '-' characters. We may either fail, if the scientific notation is required,

or we may decide to truncate the string right before the exponent character. To avoid overflow with the exponent, we may update it only if its absolute value is under some threshold: it makes no difference whether the exponent is -1000 or $-10\,000$; whether it is 1000 or $10\,000$. The explicit exponent must be added to the exponent computed from the decimal separator.

7. If the number of digits used to express the significand is less than 19, then we know that the significand cannot overflow. If the number of digits is more than 19, we may count the significant digits by omitting leading zeros (e.g., $0.000\,123$ has only three significant digits). Finally, if an overflow cannot be dismissed, we may need to parse using a higher-precision code path (§ 11).

There are instances when we can quickly terminate the computation after decoding the decimal significand and its exponent. If the significand is zero or the exponent is very small then the number must be zero. If the significand is non-zero but the exponent is very large then we have an infinite value ($\pm\infty$).

5 | FAST ALGORITHM

A fast algorithm to parse floating-point numbers might start by processing the ASCII string (see § 4) to find a decimal significand and a decimal exponent. If the number of digits in the significand is less than 19, then our approach is applicable. (see § 11). However, before we apply our algorithm, we use Clinger's fast path [8, 9], see § 3. Even though it adds an additional branch at the beginning, it is an inexpensive code path when it is applicable, implying a single floating-point multiplication or division. We can implement it efficiently. We check whether the decimal power is within the allowable interval ($q \in [-22, 22]$ in the 64-bit case, $q \in [-10, 10]$ in the 32-bit case) and whether the absolute value of the decimal significand is in the allowable interval ($[0, 2^{53}]$ in the 64-bit case or $[0, 2^{24}]$ in the 32-bit case). When these conditions are encountered, we losslessly convert the decimal significand to a floating-point value, we lookup the precomputed power of ten $10^{|q|}$ and we multiply (when $q \geq 0$) or divide ($q < 0$) the converted significand.³ Gay [10] proposes an extended fast path that covers a broader range of decimal exponents, but with more stringent conditions on the significand. We do not make use of this secondary fast path. It adds additional branching and complexity for relatively little gain in our context.

In particular, Clinger's fast path covers all integer values in $[0, 2^{53}]$ (64-bit case). We could also add an additional fast path specifically for integers. We can readily identify such cases because the decimal exponent is zero: $w \times 10^0$. We can rely on the fact that the IEEE standard specifies that conversion between integer and floating-point be correctly rounded [7]. Thus a cast from an integer value to a floating-point value is often all that is needed. It may often require nearly just a single instruction (e.g., `cvttsi2sd` under x64 and `ucvtf` under ARM). However, we choose to disregard this potential optimization because the gains are modest while it increases the complexity of the code.

We must then handle the general case, after the application of Clinger's fast path. We formalize our approach with Algorithm 1. This concise algorithm can handle rounding, including ties to even, subnormal numbers and infinite values. We specialize the code for positive numbers, but negative numbers are handled by flipping the sign bit in the result. As the pseudo-code suggests, it can be implemented in a few lines of code. The algorithm always succeeds unless we have large or small decimal exponents ($q \notin [-27, 55]$) in which case we may need to fall back on a higher-precision approach in uncommon instances. The algorithm relies on a precomputed table of 128-bit values $T[q]$ for decimal exponents $q \in [-342, 308]$ (see Appendix B).

³The case with negative exponents where a division is needed requires some care on systems where the division of two floating-point numbers is not guaranteed to round the nearest floating-point value: when such a system is detected, we may limit the fast path to positive decimal powers.

- In lines 1 and 2, we check for very large or very small decimal exponents as well as for zero decimal significands. In such cases, the result is always either zero or infinity.
- In lines 3 and 4, we normalize the decimal significand w by shifting it so that $w \in [2^{63}, 2^{64})$.
- We must convert the decimal significand w into the binary significand m . We have that $w \times 10^q = w \times 5^q \times 2^q \approx m \times 2^p$ so we must estimate $w \times 5^q$. At line 5, we multiply the normalized significand w by the 128-bit value $T[q]$ using one or two 64-bit multiplications. Intuitively, the product $w \times T[q]$ approximates $w \times 5^q$ after shifting the result. We describe this step in § 7 and § 8 for positive decimal exponents ($q \geq 0$), and in § 9 for negative decimal exponents. We have a 128-bit result z .
- At line 6, we check for failure, requiring the software to fall back on a higher-precision approach. It corresponds to the case where we failed to provably approximate $w \times 5^q$ to a sufficient degree. In practice, it is unlikely and only ever possible if $q \notin [-27, 55]$.
- At line 7, we compute the expected binary significand with one extra bit of precision (for rounding) from the product z .
- At lines 8 and 9, we compute the expected binary exponent. We justify this step in § 10.
- At line 10, we check whether the binary exponent is too small. When it is too small, the result is zero.
- At line 11, we check whether we have a subnormal value when the binary exponent is too small. See § 9.3.
- At line 16, we handle the case where we might have a value that is exactly between two binary floating-point numbers. We describe this step generally in § 6 where we show that subnormal values cannot require rounding ties. We describe it specifically in § 8.1 for the positive-exponent case ($q \geq 0$) and in § 9.1 in the negative-exponent case. Intuitively, we identify ties when the product z from which we extracted the binary significand m contains many trailing zeroes after ignoring the least significant bit. We need to be concerned when we would (at line 19) round up from an even value: we adjust the value to prevent rounding up.
- At line 19, we round the binary significand. At line 20, we handle the case where rounding up caused an overflow, in which case we need to increment the binary exponent. At line 21, we handle the case where the binary exponent is too large and we have an infinite value.

We show that the algorithm is correct by examining each step in the following sections. We assess our algorithm experimentally in § 12.

6 | EXACT NUMBERS AND TIES

We seek to approximate a decimal floating-point number of the form $w \times 10^q$ using a binary decimal floating-point number of the form $m \times 2^p$. Sometimes, there is no need to approximate since an exact representation is possible. That is, we have that $w \times 10^q = m \times 2^p$ or, equivalently, $w \times 5^q \times 2^q = m \times 2^p$. In our context, we refer to these numbers as *exact numbers*. We seek to better identify when they can occur.

- When $q \geq 0$, we have $m = w \times 5^q \times 2^q \times 2^{-p}$ so that m is divisible by 5^q . In the 64-bit case, we have that $m < 2^{53}$; and in the 32-bit case, we have that $m < 2^{24}$. Thus we have, respectively, $5^q < 2^{53}$ and $5^q < 2^{24}$. These inequalities become $q \leq 22$ and $q \leq 10$. For example, we have that 1×10^{22} is an exact 64-bit number while 1×10^{23} is not.
- When $q < 0$, we have that $w = 5^{-q} \times 2^{-q} \times 2^p \times m$. We have that 5^{-q} divides w . If we assume that $w < 2^{64}$ then we have that $5^{-q} < 2^{64}$ or $q \geq -27$. For example, the number $7450580596923828125 \times 10^{-27}$ is the smallest exact 64-bit number. It follows that no exact number is sufficiently small to qualify as a subnormal value: the largest

Algorithm 1 Algorithm to compute the binary floating-point number nearest to a decimal floating-point number $w \times 10^q$. We give just one algorithm for both the 32-bit and 64-bit cases. For negative integers, we need to negate the result.

Require: an integer $w \in [0, 10^{19}]$ and an integer exponent q

Require: a table T containing 128-bit reciprocals and truncated powers of five for all powers from -342 to 308 (see Appendix B)

```

1: if  $w = 0$  or  $q < -342$  then Return 0 end if
2: if  $q > 308$  then Return  $\infty$  end if
3:  $l \leftarrow$  the number of leading zeros of  $w$  as a 64-bit (unsigned) word
4:  $w \leftarrow 2^l \times w$  ▷ Normalize the decimal significand
5: Compute the 128-bit truncated product  $z \leftarrow (T[q] \times w) \div 2^{64}$ , stopping after one 64-bit multiplication if the most significant 55 bits (64-bit) or 26 bits (32-bit) are provably exact.
6: if  $z \bmod 2^{64} = 2^{64} - 1$  and  $q \notin [-27, 55]$  then Abort end if
7:  $m \leftarrow$  the most significant 54 bits (64-bit) or 25 bits (32-bit) of the product  $z$ , not counting the eventual leading zero bit
8:  $u \leftarrow z \div 2^{127}$  value of the most significant bit of  $z$ 
9:  $p \leftarrow ((217706 \times q) \div 2^{16}) + 63 - l + u$  ▷ Expected binary exponent
10: if  $p \leq -1022 - 64$  (64-bit) or  $p \leq -126 - 64$  (32-bit) then Return 0 end if
11: if  $p \leq -1022$  (64-bit) or  $p \leq -126$  (32-bit) then ▷ Subnormals
12:    $s \leftarrow -1022 - p + 1$  (64-bit) or  $s \leftarrow -126 - p + 1$  (32-bit)
13:    $m \leftarrow m \div 2^s$  and  $m \leftarrow m + 1$  if  $m$  is odd (round up), and  $m \leftarrow m \div 2$ 
14:   Return  $m \times 2^p \times 2^{-52}$  (64-bit) or  $m \times 2^p \times 2^{-23}$  (32-bit case)
15: end if
16: if  $z \bmod 2^{64} \leq 1$  and  $m$  is odd and  $m \div 2$  is even and ( $q \in [-4, 23]$  (64-bit) or  $q \in [-17, 10]$  (32-bit)) then ▷ Round ties to even
17:   if  $(z \div 2^{64})/m$  is a power of two then  $m \leftarrow m - 1$  ▷ Will not round up
18: end if
19:  $m \leftarrow m + 1$  if  $m$  is odd; followed by  $m \leftarrow m \div 2$  ▷ Round the binary significand
20: if  $m = 2^{54}$  (64-bit) or  $m = 2^{25}$  (32-bit) then  $m = m \div 2$ ;  $p \leftarrow p + 1$  end if
21: if  $p > 1023$  (64-bit) or  $p > 127$  (32-bit) then Return  $\infty$  end if
22: Return  $m \times 2^p \times 2^{-52}$  (64-bit) or  $m \times 2^p \times 2^{-23}$  (32-bit case)

```

subnormal number has a small decimal power (e.g., $\approx 10^{-38}$ in the 32-bit case).

Thus we have that exact numbers must be of the form $w \times 10^q$ with $q \in [-27, 22]$ (64-bit case) or $q \in [-27, 10]$ (32-bit case) subject to the constraint that the decimal significand can be stored in a 64-bit value. Yet floating-point numbers occupy a much wider range (e.g., from 4.9×10^{-324} to 1.8×10^{308}). In other words, exact numbers are only possible when the decimal exponent is near zero.

To find the nearest floating-point number when parsing, it is almost always sufficient to round to the nearest value without an exact computation. However, when the number we are parsing might fall exactly between two numbers, more care is needed. The IEEE-754 standard recommends that we round to even. We may need an exact computation to apply the round-ties-to-even strategy.⁴ The sign can be ignored when rounding ties to even: if a value is exactly

⁴We focus solely on rounding ties to even, as it is ubiquitous. However, our approach could be extended to other rounding modes.

between the two nearest floating-point numbers and they have different signs, then the midpoint value must be zero, by symmetry.

It may seem that we could generate many cases where we fall exactly between two floating-point numbers. Indeed, it suffices to take any floating-point number that is not the largest one, and then take the next largest floating-point number. From these two numbers, we pick a number that is right in-between and we have a number that requires rounding to even. However, for such a half-way number to be a concern to us, it must be represented exactly in decimal form using a small number of decimal digits. In particular, the decimal significand must be divisible by 5^{-q} and yet must be no larger than 2^{64} . It implies that the decimal exponent cannot be too small ($q \geq -27$). It also implies that the nearby binary floating-point values are normal numbers.

Let us formalize the analysis. A mid-point between two floating-point numbers, $m \times 2^p$ and $(m + 1) \times 2^p$, can be written as $(2m + 1) \times 2^{p-1}$. Assume that both numbers $m \times 2^p$ and $(m + 1) \times 2^p$ can be represented exactly using a standard floating-point type: for 64-bit floating point numbers, it implies that $m + 1 < 2^{53}$; for 32-bit numbers that it implies $m + 1 < 2^{24}$. We only need rounding if $(2m + 1) \times 2^{p-1}$ cannot be represented. There are two reasons that might explain why a number cannot be represented. Either it requires a power of two that is too small or too large, or else its significand requires too many bits. Because the value is exactly between two numbers that can be represented, we know that it is not outside the bounds of the power of two. Thus the significand must require too many bits. Furthermore, both $m \times 2^p$ and $(m + 1) \times 2^p$ must be normal numbers. Hence the fact that $2m + 1$ has too many bits implies that $2m + 1 \in (2^{53}, 2^{54}]$ for 64-bit floating point numbers and that $2m + 1 \in (2^{24}, 2^{25}]$ for 32-bit numbers.

- When $q \geq 0$, we have that $5^q \leq 2m + 1$. In the 64-bit case, we have $5^q \leq 2m + 1 \leq 2^{54}$ or $q \leq 23$. In the 32-bit case, we have $5^q \leq 2m + 1 \leq 2^{25}$ or $q \leq 10$.
- When $q < 0$, we have $w \geq (2m + 1) \times 5^{-q}$. We must have that $w < 2^{64}$ so $(2m + 1) \times 5^{-q} < 2^{64}$. We have that $2m + 1 > 2^{53}$ (64-bit case) or $2m + 1 > 2^{24}$ (32-bit case). Hence, we must have $2^{53} \times 5^{-q} < 2^{64}$ (64-bit) and $2^{24} \times 5^{-q} < 2^{64}$ (32-bit). Hence we have $5^{-q} < 2^{11}$ or $q \geq -4$ (64-bit case) and $5^{-q} < 2^{40}$ or $q \geq -17$ (32-bit case).

Thus we have that we only need to round ties to even when we have that $q \in [-4, 23]$ (in the 64-bit case) or $q \in [-17, 10]$ (in the 32-bit case). In both cases, the power of five ($5^{|q|}$) fits in a 64-bit word.

7 | MOST SIGNIFICANT BITS OF A PRODUCT

When converting decimal values to binary values, we may need to multiply or divide by large powers of ten (e.g., $10^{300} = 5^{300}2^{300}$). Mainstream processors compute the 128-bit product of two 64-bit integers using one or two fast instructions: e.g., with the single instruction `imul` (x64 processors) or two instructions `umulh` and `mul` (aarch64 processors). However, we cannot represent an integer like 5^{300} using a single 64-bit integer. We may represent such large integers using multiple 64-bit words, henceforth a *multiword integer*.

We may compute the product between two multiword integers starting from the least significant bits. Thus if we are multiplying an integer that requires a single machine word w with an integer that requires n machine words, we can use n 64-bit multiplications starting with a multiplication between the word w and the least significant word of the other integer, going up to the most significant words. See Algorithm 2.

Such a conventional algorithm is inefficient when we only need to approximate the product. For example, maybe we only want the most significant word of the product and we would like to do the computation using only one or two

Algorithm 2 Conventional algorithm to compute the product of a single-word integer and a multiple-word integer.

Require: an integer $w \in (0, 2^{64})$

Require: a positive integer b represented as n words ($n > 0$) b_0, b_1, \dots, b_{n-1} such that $b = \sum_{i=0}^{n-1} b_i 2^{64i}$.

```

1: Allocate  $n + 1$  words  $u_0, u_1, \dots, u_n$ 
2:  $p \leftarrow w \times b_0$ 
3:  $u_0 \leftarrow p \bmod 2^{64}$ 
4:  $r \leftarrow p \div 2^{64}$ 
5: for  $i = 1, \dots, n - 1$  do
6:    $p \leftarrow w \times b_i$ 
7:    $p \leftarrow p + r$ 
8:    $u_i \leftarrow p \bmod 2^{64}$ 
9:    $r \leftarrow p \div 2^{64}$ 
10: end for
11:  $u_n \leftarrow r$ 
12: Return: The result of the multiplication as an  $n + 1$ -word  $u$  such that  $u = \sum_{i=0}^n u_i 2^{64i}$ .

```

$$\triangleright p \leq (2^{64} - 1)^2$$

$$\triangleright p \leq 2^{128} - 2^{64} + 1$$

multiplications. Thankfully it is often possible in practice. Such partial multiplications are sometimes called *truncated* multiplications [20] and the result is sometimes called a *short product* [21, 22, 23].

Suppose that we have computed the product of the single-word integer (w) with the k most significant words of the multiword integer: we have computed the $k + 1$ words of the product $w \times (\sum_{i=n-k}^{n-1} b_i 2^{64i}) \div 2^{64(n-k)}$. Compared with the $k + 1$ most significant words of the full product ($w \times (\sum_{i=0}^{n-1} b_i 2^{64i}) \div 2^{64(n-k)}$), we are possibly underestimating because we omit the contribution of the product between the word w and the least $n - k$ significant words. These less $n - k$ significant words have maximal value $2^{64(n-k)} - 1$. Their product with the word w is thus at most $2^{64(n-k)} w - w$ and their contribution to the most significant words is at most $(2^{64(n-k)} w - w) \div 2^{64(n-k)} = w - 1$. Hence if the least significant computed word that is no larger than $2^{64} - w + 1$, then all computed words are exact except maybe for that least significant one. Our short product matches the full product. Thus we have *stopping condition*: if we only want the k most significant words of the product, we can compute the $k + 1$ most significant words from the k most significant words of the multiword integers, and stop if the least significant word of the product is no larger than $2^{64} - w + 1$. This stopping condition is most useful if w is small ($w \ll 2^{64}$). We also have another stopping condition that is more generally useful. Even if the least significant word is larger than $2^{64} - w + 1$, then the second least significant word needs to be incremented by one in the worst case. If the second least significant word is not $2^{64} - 1$, then all other more significant words are exact. That is, we have $k - 2$ exact most significant words if the second last of our $k + 1$ most significant words is not $2^{64} - 1$.

By combining these two conditions, we rarely have to compute more than 3 words using two multiplications to get the exact value of the most significant word. Algorithm 3 presents a general algorithm. We can stop maybe even earlier if we need even less than the most significant word, say t bits. Indeed, unless all of the less significant bits in the computed most significant word have value 1, then an overflow (+1) does not affect the most significant bits of the most significant word. Thus the condition $u_{n-1} < 2^{64} - w$ (line 6 in Algorithm 3) can be replaced by $(u_{n-1} < 2^{64} - w$ or $u_n \bmod 2^{64-t} \neq 2^{64-t} - 1)$ if we only need t exact bits of the product.

Algorithm 3 Algorithm to compute the m most significant words of the product of a single-word integer and a multiple-word integer.

Require: an integer $w \in (0, 2^{64})$

Require: a positive integer b represented as n words ($n > 0$) b_0, b_1, \dots, b_{n-1} such that $b = \sum_{i=0}^{n-1} b_i 2^{64i}$.

```

1: a desired number of exact words  $m \in (0, n + 1]$ 
2: Allocate  $n + 1$  words  $u_0, u_1, \dots, u_n$ 
3:  $p \leftarrow w \times b_{n-1}$ 
4:  $u_{n-1} \leftarrow p \bmod 2^{64}$ 
5:  $u_n \leftarrow p \div 2^{64}$ 
6: if  $m = 1$  and  $u_{n-1} < 2^{64} - w$  then
7:   Return: $u_n$  ▷ Stopping condition
8: end if
9: for  $i = n - 2, n - 1, \dots, 0$  do
10:   $p \leftarrow w \times b_i$ 
11:   $u_i \leftarrow p \bmod 2^{64}$ 
12:  if  $u_{i+1} + (p \div 2^{64}) \geq 2^{64}$  then
13:    add 1 to  $u_{i+2}$ , if it exceeds  $2^{64}$ , set it to zero and add 1 to  $u_{i+3}$  and so forth up to  $u_n$  potentially
14:  end if
15:   $u_{i+1} \leftarrow (u_{i+1} + (p \div 2^{64})) \bmod 2^{64}$ 
16:  if  $m \leq n - i$  and  $u_i < 2^{64} - w$  then
17:    Return: $u_{n-m+1}, \dots, u_n$  ▷ Stopping condition
18:  end if
19:  if  $m < n - i$  and  $u_i < 2^{64} - 1$  then
20:    Return: $u_{n-m+1}, \dots, u_n$  ▷ Stopping condition
21:  end if
22: end for
23: Return: $u_{n-m+1}, \dots, u_n$ .
```

8 | MULTIPLICATION BY POSITIVE POWERS OF FIVE

When parsing a decimal number, we follow the general strategy of first identifying the non-negative decimal significand w and its corresponding exponent q . We then seek to convert $w \times 10^q$ to a binary floating-point number. For example, given the mass of the Earth in kilograms as 5.972×10^{24} , we might parse it first as 5972×10^{27} . Our goal is to represent it as a nearest binary floating-point number such as $5561858415603638 \times 2^{30}$. The sign bit is handled separately.

The largest integer we can represent with a 64-bit floating-point number is $\approx 1.8 \times 10^{308}$. Thus, when processing numbers of the form $w \times 10^q$ for non-negative powers of q , we only have to worry about $q \in [0, 308]$. If any larger value of q is found and the decimal significand is non-zero ($w > 0$), the result is an infinity value (either $+\infty$ or $-\infty$).

Our first step is to expand the exponent: $w \times 10^q = w \times 2^q \times 5^q$. Thus we seek to compute $w \times 5^q$. Though the number 5^{308} may appear large, it only requires twelve 64-bit words since $5^{308} < 2^{64 \times 12}$. Storing all of these words require about 15 KiB: we need between 1 and 12 words per power (see Fig. 1). Thus it could be practical to memoize all of the exponents 5^q for $q = 1, \dots, 308$. In § 7, we compute the most significant word of a product with few words

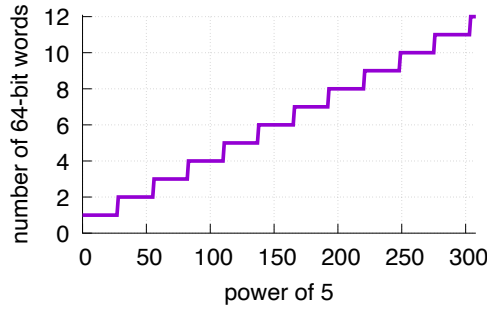


FIGURE 1 Number of 64-bit words necessary to represent 5^q exactly for $q \in [0, 308]$.

of the multiword integer: it follows that even if we need, in the worst case 15 KiB of storage, an actual implementation may touch only a fraction of that memory. Thus it may be more efficient to only store two 64-bit words per power, as long as we can fall back on a higher-precision approach. We then use only 5 KiB of storage (three times less). Effectively, given a large power of five, we store 128 bits of precision. We truncate the result, discarding its less significant words.

It could be that the most significant word of the product $w \times 5^q$ contains many leading zeros. Yet we desire a normalized result, without leading zeros for efficiency and simplicity reasons.

- We store the powers of five in a format where the most significant bit of the most significant word is 1: hence, we shift the power of five adequately: e.g., instead of storing 5^2 , we store $5^2 \times 2^{59}$. See Table 3.
- Further, we shift w by an adequate power of two so that the 63rd bit has value 1. It is always possible as w is non-zero; the case when $w = 0$ is handled separately. Normalizing numbers such that they have no leading zeros is inexpensive: the number of leading zeros can be computed using a single instruction on popular processors (`c1z` on ARM, `lzcnt` on x64).

Hence, because of our normalization, the computed product is at least as large as $2^{63} \times 2^{63} = 2^{126}$. That is, as a 128-bit value, it has at most one leading 0. We can check for this case and shift the result by one bit accordingly. To compute the product of the normalized decimal significand with normalized words representing the power of five (see in Table 3), we use up to two multiplications.

- When $5^q < 2^{64}$, then a single multiplication always provide an exact result. In particular, it implies that whenever we need to round ties to even, we have the exact product (see § 8.1).
- We can always do just one multiplication as long as it provides the number of significant bits of the floating-point standard (53 bits for 64-bit numbers and 24 bits for 32-bit numbers) plus one extra bit to determine the rounding direction, and one more bit to handle the case where the computed product has a leading zero. It suffices to check the least significant bits of the most significant 64 bits and verify that there is at least one non-zero bit out of 9 bits for 64-bit numbers and out of 38 bits for 32-bit numbers.
- When that is not the case, we execute a second multiplication. This second multiplication is always sufficient to compute the product exactly as long as $q \leq 55$ since $2^{55} < 2^{128}$. We have that the largest 32-bit floating-point number is $\approx 3.4 \times 10^{38}$ so that exponents greater than 55 are irrelevant in the sense that they result in infinite values as long as the significand is non-zero. However, 64-bit floating-point numbers can be larger. For larger

q	first word	q	first word	second word
0	8000000000000000	28	813f3978f8940984	4000000000000000
1	a000000000000000	29	a18f07d736b90be5	5000000000000000
2	c800000000000000	30	c9f2c9cd04674ede	a400000000000000
3	fa00000000000000	31	fc6f7c4045812296	4d00000000000000
4	9c40000000000000	32	9dc5ada82b70b59d	f020000000000000
5	c350000000000000	33	c5371912364ce305	6c28000000000000
6	f424000000000000	34	f684df56c3e01bc6	c732000000000000
7	9896800000000000	35	9a130b963a6c115c	3c7f400000000000
8	bebc200000000000	36	c097ce7bc90715b3	4b9f100000000000
9	ee6b280000000000	37	f0bdc21abb48db20	1e86d40000000000
10	9502f90000000000	38	96769950b50d88f4	1314448000000000
11	ba43b74000000000	39	bc143fa4e250eb31	17d955a000000000
12	e8d4a51000000000	40	eb194f8e1ae525fd	5dcfab0800000000
13	9184e72a00000000	41	92efd1b8d0cf37be	5aa1cae500000000
14	b5e620f480000000	42	b7abc627050305ad	f14a3d9e40000000
15	e35fa931a0000000	43	e596b7b0c643c719	6d9ccd05d0000000
16	8e1bc9bf04000000	44	8f7e32ce7bea5c6f	e4820023a2000000
17	b1a2bc2ec5000000	45	b35dbf821ae4f38b	dda2802c8a800000
18	de0b6b3a76400000	46	e0352f62a19e306e	d50b2037ad200000
19	8ac7230489e80000	47	8c213d9da502de45	4526f422cc340000
20	ad78ebc5ac620000	48	af298d050e4395d6	9670b12b7f410000
21	d8d726b7177a8000	49	daf3f04651d47b4c	3c0cdd765f114000
22	878678326eac9000	50	88d8762bf324cd0f	a5880a69fb6ac800
23	a968163f0a57b400	51	ab0e93b6efee0053	8eea0d047a457a00
24	d3c21bcecceda100	52	d5d238a4abe98068	72a4904598d6d880
25	84595161401484a0	53	85a36366eb71f041	47a6da2b7f864750
26	a56fa5b99019a5c8	54	a70c3c40a64e6c51	999090b65f67d924
27	cecb8f27f4200f3a	55	d0cf4b50cfe20765	fff4b4e3f741cf6d

TABLE 3 Most significant bits in hexadecimal form of the powers 5^q for some exponents q . The values are normalized by multiplication with a power of two so that the most significant bit is always 1. For each power, the first word represent the most significant 64 bits, the second word the next most significant 64 bits. For $q \leq 27$, the second word is made of zeros and omitted. In practice, we need to materialize this table for up to $q = 308$ to cover all of the relevant powers of five for 64-bit numbers.

values of q , we have that the most significant 64 bits of the truncated product are exact when the second most significant word is not filled with 1-bits ($2^{64} - 1$). When it is filled with ones then the computation of a third (or subsequent) multiplication could add one to this second word which would overflow into the most significant word, adding a value of one again. It could maybe result into a value that was seemingly just slightly under the midpoint between two floating-point values (and would thus be rounded down) to appear to switch to just over the midpoint between two floating-point values (and to be thus rounded up). In this unlikely case, when the least significant 64 bits of the most significant 128 bits of the computed product are all ones, we choose to fall back on a higher-precision approach.

Technical Remark 1 *To be more precise, before we fall back, we could check that out of the most significant 128 bits, all but the leading 55 bits (64-bit case) or leading 26 bits are ones, instead of merely checking the least significant 64 bits. However, we can show that checking that the least significant 64 bits of the truncated 128-bit product are all ones is sufficient. We sketch the proof. Before the computation of the second product, the most significant 64 bits of the product have trailing ones (e.g., 9 bits for 64-bit numbers), otherwise we would not have needed a second multiplication. If the second multiplication does not overflow into the most significant 64 bits, then the final result still has trailing ones in its most significant 64 bits. Suppose it is not the case: there was an overflow in the most significant 64 bits following the second multiplication. When the second product overflows into the most significant 64 bits (turning these ones into zeros), the second 64-bit word of the product is at most $2 \times (2^{64} - 1) \bmod 2^{64} = 2^{64} - 2$. Thus when the second most significant 64 bits are all ones then there was no overflow into the most significant 64-bit word by the second multiplication and the least significant bits of the first 64-bit word of the product are also ones.*

Once we have determined that we have sufficient accuracy, we either need to check for round-to-even cases ($q \leq 23$), see § 8.1, or else we proceed with the general case. In the general case, we consider the most significant 54 bits (64-bit numbers) or 24 bits (32-bit numbers), not counting the possible leading zero, and then we round up or down based on the least significant bit. E.g., we round down to 53 bits in the 64-bit cases when the least significant bit out of 54 bits is zero, otherwise we round up. If all of the bits are ones, rounding up overflows into a more significant bit and we shift the result by one bit so we have the desired number of bits (53 bits or 24 bits). In § 10, we show how to compute the binary exponent efficiently. Whenever we find that the resulting binary floating-point number $m \times 2^p$ is too large, we return the infinite value. The upper limits are 2^{1024} ($\approx 1.7976934 \times 10^{308}$) for 64-bit numbers and 2^{128} (3.4028236×10^{38}) for 32-bit numbers. The infinite values are signed $(+\infty, -\infty)$.

Example 1 *Consider the string $2440254496e57$. We get $w = 2440254496$ and $q = 57$. We normalize the decimal significand w by shifting it by 32 bits so that the most significant bit is set (considering w as a 64-bit word). We look up the 64 most significant bits of 5^{57} which are given by the word value 11754943508222875079 (or $5^{57} \div 2^{133-64}$). The most significant 64 bits of the product are, in hexadecimal notation, $0x5caf b867790ea3ff$. All of the least significant 9 bits are set. Thus we need to execute a second multiplication. In practice, it is a rare instance. We load the next most significant 64 bits of the product ($0xaf f72d52192b6a0a$) and compute the second product. After updating our product, we get that the most significant word is $0x5caf b867790ea400$ whereas the second most significant word is $0x1974b67f5e78017$. The most significant 55 bits of the product have been computed exactly. The most significant bit of $0x5caf b867790ea400$ is zero. We select the most significant 55 bits of the word: 13044452201105234 . It is an even value so we do not round up. Finally, we shift the result to get the binary significand $m = 652226100552617 \in [2^{52}, 2^{53})$.*

8.1 | Round Ties to Even with Positive Powers

To handle rounding ties to even when the decimal power is positive ($q \geq 0$), we only have to be concerned when the exponent q is sufficient small: $q \leq 23$ assuming that we want to support both 64-bit numbers (which require $q \leq 23$) and 32-bit numbers (which require $q \leq 10$) due to the fact that we require the decimal significand to be smaller than 2^{64} (see § 6). In such cases, the product corresponding to $m \times 5^q$ is always exact after one multiplication (since $5^q < 2^{64}$).

We need to round-to-even when the resulting binary significand uses one extra significant bit for a total of 54 bits in the 64-bit case and 25 bits in the 32-bit case. We can check for the occurrence of a round-to-even case as follows:

- The most significant 64-bit word has exactly 10 trailing zeros (64-bit case) or exactly 39 trailing zeros (32-bit case).⁵
- The second 64-bit word of the product containing the least significant bits equals zero.

In such cases, we get a 54-bit (64-bit case) or a 25-bit (32-bit case) word that ends with a 1-bit. We need to round to a 53-bit or 24-bit value. We can either round up or round down. To implement the round to even, we check the second last significant bit. If it is zero, we round down; if it is one, we round up. When rounding up, if we overflow because we only have 1-bits, we shift the result to get the desired number of bits (53 bits or 24 bits).

When the round-to-even case is not encountered, we either round up or down as in the general case. Given that we have computed the exact product ($q \leq 23$), there can be no ambiguity.

Technical Remark 2 When $q \leq 23$, the second most significant 64-bit word must have some trailing zeros, whether we are in a round-to-even case or not. Indeed, because we always have $5^q \leq 2^{54}$ and because we store the powers of five shifted so that they have a leading 1-bit in their respective 64-bit words (e.g., 5^{23} is loaded as $5^{23} \times 2^{10}$), we have at least 10 trailing zeros, irrespective of the word w as long as $q \leq 23$. Hence we can replace a comparison with zero with a check that it is no larger than a small value like 1, if it is convenient. It turns out to be useful to us for simplifying Algorithm 1, see line 16.

Example 2 Consider the input string `9007199254740993`. It is equal to $2^{53} + 1$, a number that cannot be represented as a standard 64-bit floating-point number. After parsing the string, we get $w = 9007199254740993$ and $q = 0$. We normalize w to $9223372036854776832 (2^{63} + 2^{10})$. We multiply this shifted w by 5^q which, in this case, is just 1 ($5^q = 1$). The precomputed 5^q has been normalized to the 64-bit value 2^{63} . Hence we get the product $2^{63}w$. We then select the most significant 54 bits of the result after skipping the leading zero bit ($2^{53} + 1$). Because this result has its least significant bit set, and because all the bits that were not selected are zero, we know that we need to round to even. The second least significant bit is zero, and we know that we need to round down. We therefore end up with a significand of one and an exponent of 2^{53} .

9 | DIVISION BY POWERS OF FIVE

We turn our attention to negative decimal exponents ($q < 0$). Consider the decimal number 9.109×10^{-31} corresponding to the mass of the electron. We can write it as 9109×10^{-34} or $9109 \times 2^{-34} \times 5^{-34}$. Though we can represent the integer 5^{34} using few binary words, the value 5^{-34} could only be approximated in binary form. E.g., it is approximately equal to $4676805239458889 \times 2^{-131}$. To convert it to a binary floating-point number, we must find m and p such that $9109 \times 2^{-34} \times 5^{-34} \approx m \times 2^p$.

⁵We assume that the most significant word of the product contains a leading 1-bit, maybe following a shift. If the word has a leading zero, we must subtract one from these numbers: 9 for the 64-bit case and 38 for the 32-bit case.

Consider the general case, replacing 9109×2^{-34} by $w \times 10^q$ where $0 < w < 2^{64}$ and $q < 0$. We need to approximate the decimal floating-point number $w \times 10^q$ as closely as possible with the binary floating-point number $m \times 2^p$. We formalize $m \times 2^p \approx w \times 10^q$ as the equation $m \times 2^p + \epsilon 2^p = w \times 10^q$ where ϵ is the approximation error. If the binary significand m is chosen optimally, then the error must be as small as possible: $|\epsilon| \leq 1/2$. Dividing throughout, we get $m + \epsilon = w \times 2^{q-p} / 5^{-q}$ or $m = \text{round}(w \times 2^{q-p} / 5^{-q})$. Thus the problem is reduced to a division by an integer power of five (5^{-q}) of an integer w that fits in a 64-bit word multiplied by a power of two. The correct value of p is such that m should fit in 53 bits (64-bit case) or 24 bits (32-bit case). In practice, we can derive the correct value m after rounding if we compute the division $w \times 2^b / 5^{-q}$ for a sufficiently large power of two 2^b .

Dividing a large integer by another large integer could be expensive. Thankfully, we can compute the quotient and remainder of such a division by the divisor $d = 5^{-q}$ using a multiplication followed by a right shift when the divisor d is known ahead of time. Many optimizing compilers have been using such a strategy for decades. We apply the following result derived from Warren [24, 25].

Theorem 1 Consider an integer divisor $d > 0$ and a range of integer numerators $n \in [0, N]$ where $N \geq d$ is an integer. We have that

$$n \div d = \text{floor}(c \times n / t)$$

for all integer numerators n in the range if and only if

$$1/d \leq c/t < \left(1 + \frac{1}{N - \text{remainder}(N+1, d)}\right) 1/d.$$

Intuitively, if c/t is close to $1/d$, we can replace n/d by $n \times c/t$. We apply Theorem 1 by picking a power of two for t so that the computation of $\text{floor}(c \times n / t)$ can be implemented as a multiplication followed by a shift. Given t , the smallest constant c such that $1/d \leq c/t$ holds is $c = \text{ceiling}(t/d)$. It remains to check that $c = \text{ceiling}(t/d)$ is sufficiently close to t/d :

$$\text{ceiling}(t/d) \times d < \left(1 + \frac{1}{N - \text{remainder}(N+1, d)}\right) t.$$

We have that $\text{ceiling}(t/d) \times d \leq t - 1 + d$. By substitution, we get the necessary condition $d - 1 < t / (N - \text{remainder}(N+1, d)) \leq t/N$. And so we have the convenient sufficient condition $t > (d - 1) \times N$. We have shown Corollary 2.

Corollary 2 Consider an integer divisor $d > 0$ and a range of integer numerators $n \in [0, N]$ where $N \geq d$ is an integer. We have that

$$n \div d = \text{floor}\left(\text{ceiling}\left(\frac{t}{d}\right) \frac{n}{t}\right)$$

for all integer numerators n if $t > (d - 1) \times N$.

Observe how we multiply the numerator by a reciprocal ($\frac{t}{d}$) that is rounded up. It suggests that we need to store precomputed reciprocals while rounding up. In contrast, when processing positive decimal exponents, we would merely truncate the power, thus effectively rounding it down.

We consider two scenarios. Firstly, the case with negative powers with exponents near zero requires more care because we may need to round to the nearest even (§ 9.1). Secondly, we consider the general case ($5^{-q} \geq 2^{64}$) (§ 9.2).

9.1 | Negative Exponents Near Zero ($q \geq -27$)

We are interested in identifying cases when rounding to even is needed because of a tie (e.g., $2^{-1022} + 2^{-1074} + 2^{-1075}$ is one such number). Round-to-even only happens for negative values of q when $q \geq -4$ in the 64-bit case and when $q \geq -17$ in the 32-bit case (see § 6). In either cases, we have that 5^{-q} fits in a 64-bit word (i.e., $5^{-q} < 2^{64}$).

Theorem 1 tells us how to quickly compute a quotient given a precomputed reciprocal, but for values of q near zero, we need to be able to detect when the remainder is zero, so we know when to round ties to even. We use the following technical lemma which allows us to verify quickly whether our significand is divisible by the power of five.

Lemma 3 *Given an integer divisor $d > 0$, pick an integer $K > 0$ such that $2^K \geq d$. Given an integer $w > 0$, then $(w \times 2^K) \div d$ is divisible by 2^K if and only if w is divisible by d .*

Proof If w is divisible by d then $(w \times 2^K) \div d = (w \div d) \times 2^K$ and thus $(w \times 2^K) \div d$ is divisible by 2^K . Suppose that $(w \times 2^K) \div d$ is divisible by 2^K , then we can write $w \times 2^K = d \times 2^K \times \gamma + \rho$ where γ, ρ are non-negative integers with $\rho < d$. But because $\rho < 2^K$, we must have $\rho = 0$ and so $w \times 2^K = d \times 2^K \times \gamma$ or $w = d \times \gamma$ which shows that w is divisible by d .

To detect a zero remainder, we can consider the decimal significand w as a 128-bit integer (made of two 64-bit words). Within the most significant 64-bit word, we shift w by an adequate power of two so that the 63^{rd} bit has value 1: let us call the result w' . The second, least significant, word is virtual and assumed to be zero. In effect, we consider the 128-bit value $2^{64} \times w'$. We are going to treat mathematically this 128-bit value as a 127-bit value equal to $w' \times 2^{63}$, ignoring the least significant bit. We could ignore more than one bit, but it is convenient to ignore the least significant bit.

As long as $5^{-q} < 2^{63}$, we have that $(w' \times 2^{63}) \div 5^{-q} \geq 2^{63}$ and we have more than enough accuracy to compute the desired binary significand. Hence, we can go as low as $q = -27$.⁶ We apply Theorem 1 to divide this value $(w' \times 2^{63})$ no larger than $N = 2^{127}$ by the power of five 5^{-q} : we set $t = 2^b$ with $b = 127 + \text{ceiling}(\log_2(5^{-q}))$ and the reciprocal $c = \text{ceiling}(t/d) = \text{ceiling}(2^b/5^{-q})$. We can check that $c \in [2^{127}, 2^{128})$. We can verify the condition $(t > (d - 1) \times N)$ of Corollary 2. The values of the 128-bit reciprocals are given in Table 4. By Theorem 1, we have that $(2^{63} \times w') \div 5^{-q} = ((2^{63} \times w') \times c) \div 2^b$. The 128-bit constant c is precomputed for all relevant powers of $q = -1, -2, \dots, -27$.

Computationally, we do not need to store the product of the shifted 128-bit w with the 128-bit reciprocal c as a 256-bit product: we compute only the first two words (i.e., the most significant 128-bit). And then we select only the most significant 127 bits.

Thus checking that the second (least significant) word of the computed product is zero except maybe for the least significant bit is enough to determine that our word (w) is divisible by five. By dividing (the shifted) w (that is w') by 5^{-q} , we effectively compute a binary significand $2m + 1$ as per the equation $(2m + 1) \times 2^{p-1} = w \times 10^q$. We need to round to even whenever $(2m + 1) \in [2^{53}, 2^{54})$ for 64-bit floating-point numbers and whenever $(2m + 1) \in [2^{24}, 2^{25})$ for 32-bit floating-point numbers. Otherwise, we round the result normally to the nearest 53-bit word (64-bit numbers) or 24-bit word (32-bit numbers).

We need up to two 64-bit multiplications. We stop after the first multiplication if and only if the least significant bits of the most significant words are not all ones. We want that the most significant bits of the most significant 64-bit word are exact: 55 bits for 64-bit numbers and 26 bits for 32-bit numbers. We have that $64 - 55$ is 9 and $64 - 26$ is 38. Hence, we check the least significant 9 bits for 64-bit numbers and the least significant 38 bits for 32-bit numbers.

⁶Though we go as low as $q = -27$, values of q smaller than -17 cannot lead to a tie-to-even scenario using 64-bit or 32-bit floating-point numbers.

q	reciprocal $\div 2^{64}$	reciprocal mod 2^{64}
-1	cccccccccccccccc	cccccccccccccd
-2	a3d70a3d70a3d70a	3d70a3d70a3d70a4
-3	83126e978d4fdf3b	645a1cac083126ea
-4	d1b71758e219652b	d3c36113404ea4a9
-5	a7c5ac471b478423	0fcf80dc33721d54
-6	8637bd05af6c69b5	a63f9a49c2c1b110
-7	d6bf94d5e57a42bc	3d32907604691b4d
-8	abcc77118461cefc	fdc20d2b36ba7c3e
-9	89705f4136b4a597	31680a88f8953031
-10	dbe6fecebdedd5be	b573440e5a884d1c
-11	afebff0bcb24aafe	f78f69a51539d749
-12	8cbccc096f5088cb	f93f87b7442e45d4
-13	e12e13424bb40e13	2865a5f206b06fba
-14	b424dc35095cd80f	538484c19ef38c95
-15	901d7cf73ab0acd9	0f9d37014bf60a11
-16	e69594bec44de15b	4c2ebe687989a9b4
-17	b877aa3236a4b449	09befeb9fad487c3
-18	9392ee8e921d5d07	3aff322e62439fd0
-19	ec1e4a7db69561a5	2b31e9e3d06c32e6
-20	bce5086492111aea	88f4bb1ca6bcf585
-21	971da05074da7bee	d3f6fc16ebca5e04
-22	f1c90080baf72cb1	5324c68b12dd6339
-23	c16d9a0095928a27	75b7053c0f178294
-24	9abe14cd44753b52	c4926a9672793543
-25	f79687aed3eec551	3a83ddb83f52205
-26	c612062576589dda	95364afe032a819e
-27	9e74d1b791e07e48	775ea264cf55347e

TABLE 4 Values of the 128-bit reciprocals in hexadecimal form for powers with negative exponents near zero as two 64-bit words. The reciprocal is given by $\text{ceiling}(\frac{2^b}{5^{-q}})$ with $b = 127 + \text{ceiling}(\log_2(5^{-q}))$.

As long as we are not in a round-to-even case, we round up or down based on the least significant selected bit. If all bits have the value 1, then rounding up overflows into a more significant bit and we must shift by one bit.

We need to ensure that we correctly identify all ties requiring the round-to-even strategy. Specifically, we need to never incorrectly classify a number as a tie, and we need to never miss a tie.

- We need to be concerned about a false round-to-even scenario when, after stopping with just one multiplication, we end up with a misleading result that could pass as a round-to-even case. Indeed, we can stop after one multiplication when the least significant bits of the most significant words are all zeros. However, we show that we cannot detect a round-to-even case after a single multiplication:
 1. It could happen if the least significant $64 + 9$ bits of the product are zeros. The 128-bit product of two 64-bit words may only have as many trailing zeros as the sum of the number of trailing zeros of the first 64-bit word with the number of trailing zeros of the second word. To get a total of $64 + 9$ trailing zeros, assuming that both words are non-zero, we have the necessary conditions that both words must have at least 10 trailing zeros. Thus, for this problem to occur, we need for the most significant 64-bit word of the reciprocal c to have at least 10 trailing zeros. We can check that it does not happen: there are only 17 powers to examine. We find at most 2 trailing zeros. See Table 5 (third column).
 2. A false round-to-even may also happen if all the least significant $64 + 9$ bits of the product are zeros, except for the least significant bit. However, for the 128-bit product of two 64-bit words to have its least significant bit be 1, we need for both of the 64-bit words to have their least significant bits set to 1 (they are odd). Given an odd 64-bit integer, there is only one other 64-bit integer such as the least significant 64 bits of the product is 1. Indeed suppose that $a \times b_1 = 1 \pmod{2^{64}}$ and $a \times b_2 = 1 \pmod{2^{64}}$ for numbers in $[0, 2^{64})$ then $a \times (b_1 - b_2) = 0 \pmod{2^{64}}$ which implies that $b_1 = b_2$. They are effectively multiplicative inverses (modulo 2^{64}). We can thus compute the multiplicative inverses (see Fig. 4) and check the full 128-bit product. Again, we only need to examine 17 powers. We find the powers that have an odd integer in their most significant 64 bits, we compute the multiplicative inverse and we compute the full product. Looking at the most significant 64 bits of the resulting product, we find that they have at most 5 trailing zeros. See Table 5 (last column).

q	reciprocal $\div 2^{64}$	inverse	product	0s
-3	83126e978d4fdf3b	c687d6343eb1a1f3	65a5cdedb181dc22	1
-4	d1b71758e219652b	6978533007ec3183	5666aa8c1bca175b	0
-5	a7c5ac471b478423	b464ceec1a874b8b	76390df51733b898	3
-6	8637bd05af6c69b5	2d28ff519dc1fc9d	17ad4acbd85ad372	1
-9	89705f4136b4a597	47a5ffb53d302a27	26774920b7634d5b	0
-12	8cbccc096f5088cb	ccda17e7d0519ce3	709e5881abf430de	1
-13	e12e13424bb40e13	a976a8f009f3ec1b	950fca8d051f7f36	1
-14	b424dc35095cd80f	4776114e932f16ef	32494e3df377fbda	1
-15	901d7cf73ab0acd9	b7d434f9093d1369	677c8a9266f5159b	0
-16	e69594bec44de15b	30fad280461f66d3	2c1df79145125a20	5
-17	b877aa3236a4b449	89ee897ef59d7df9	6363ec689fe3979b	0

TABLE 5 Values of the most significant 64 bits of the 128-bit reciprocals in hexadecimal form for powers of negative exponents near zero and the multiplicative inverse modulo 2^{64} of the reciprocal for odd reciprocals ($q = -1, -2, -7, -8, -10, -11$ are omitted since their reciprocals are even). We compute the most significant bits of the 128-bit product between the reciprocal and its inverse. We indicate the number of trailing zeros for the most significant bits of the product.

- We need to be concerned with the reverse scenario where, after a single multiplication, we stop the computation and fail to detect an actual round-to-even case. If we stop after one multiplication, then at least one of the least significant bits (9 bits for 64-bit numbers, 38 bits for 32-bit numbers) of the most significant 64 bits is zero. In such a case, the 128 most significant bits of the full (exact) product must end with a long stream of zeros, except maybe for the least significant bit. We know that the most significant 64 bits are exact after a single product, except maybe for the need to increment by 1. The most significant 64 bits cannot be exact after one multiplication if we have a round-to-even case. So we must increment them by 1 following the second multiplication, and then the final result contains at least one non-zero bit in the least significant bits (9 bits for 64-bit numbers, 38 bits for 32-bit numbers) of the most significant 64 bits. It contradicts the fact that we had an actual round-to-even case. Hence, we cannot fail to detect an actual round-to-even case by stopping the computation after one multiplication.

Thus we can identify accurately the round-to-even cases. In these cases, we proceed as in § 8.1. After discarding a potential leading zero-bit, we have 54 bits (64-bit case) and 25 bits (32-bit case). The least significant bit is always a 1-bit. We round down when the second least significant bit is zero, otherwise we round up. When rounding up, we might overflow into an additional bit if we only have ones, in such a case we shift the result.

9.2 | Other Negative Powers ($q < -27$)

Consider the case where the decimal exponent is far from zero ($q < -27$). In such cases, the decimal number can never be exactly in-between two floating-point numbers: thus with a single extra bit of accuracy, we can safely either round up or down.

The smallest positive value that can be represented using a 64-bit floating-point number is 2^{-1074} . For 32-bit numbers, we have the larger value 2^{-149} . Because we have that $w \times 10^{-343} < 2^{-1074}$ for all $w < 2^{64}$, it follows that we never have to be concerned with overly small decimal exponents: when $q < -342$, then the number is assuredly zero.

From the decimal number $m \times 10^q$, we seek the binary significand $m = \text{round}(w \times 2^{q-p}/5^{-q})$ where the binary power p is chosen such that m is within the range of the floating-point numbers (e.g., $m \in [2^{52}, 2^{53})$). It is enough to compute $m' = \text{floor}(w \times 2^b/5^{-q})$ with b large enough that $m' \geq 2^{53}$ so that we can compute $m = \text{round}(w \times 2^{q-p}/5^{-q})$ accurately by selecting the most significant 53 bits (64-bit numbers) or 24 bits (32-bit numbers) of the wider value m' and then round it up (or down) based on the 54th or 25th bit value.

We can pick $b = 64 + \text{ceiling}(\log_2 5^{-q})$. We apply Corollary 2 with $t = 2^{2b}$, $d = 5^{-q}$, and $N = (2^{64} - 1)2^b$. We precompute $c = \text{ceiling}(t/d) = \text{ceiling}(2^{2b}/5^{-q})$ for all relevant powers of $q \geq -342$. See Table 6. We only store the most significant 128 bits of c , and rely on a truncated multiplication. Because there is no concern with rounding to even, we can safely round up from the most significant bits of the computed quotient. We do just one multiplication if it provides the number of significant bits of the floating-point standard (53 bits for 64-bit numbers and 24 bits for 32-bit numbers) plus one additional bit to determine the rounding direction, and yet one more bit to handle the scenario where the computed product has a leading zero. We always stop after this second multiplication when we have a truncated product with the second most significant word not filled with ones ($2^{64} - 1$). Otherwise, we fall back on a higher-precision approach, an unlikely event.

After possibly omitting the leading zero of the resulting product, we select the most significant bits (54 bits in the 64-bit case, 25 bits in the 32-bit case). We then round up or down based on the least significant bit to 53 bits (64-bit case) or to 24 bits (32-bit case). When rounding up, we might overflow to an additional bit if we have all ones: in such case we shift to get back 53 bits (64-bit case) or 24 bits (32-bit case).

q	reciprocal (64 msb)	reciprocal (next 64 msb)
-40	8b61313bbabce2c6	2323ac4b3b3da015
-39	ae397d8aa96c1b77	abec975e0a0d081a
-38	d9c7dced53c72255	96e7bd358c904a21
-37	881cea14545c7575	7e50d64177da2e54
-36	aa242499697392d2	dde50bd1d5d0b9e9
-35	d4ad2dbfc3d07787	955e4ec64b44e864
-34	84ec3c97da624ab4	bd5af13bef0b113e
-33	a6274bbdd0fadd61	ecb1ad8aeacdd58e
-32	cfb11ead453994ba	67de18eda5814af2
-31	81ceb32c4b43fcf4	80eacf948770ced7
-30	a2425ff75e14fc31	a1258379a94d028d
-29	cad2f7f5359a3b3e	96ee45813a04330
-28	fd87b5f28300ca0d	8bca9d6e188853fc

TABLE 6 Values of the 128-bit reciprocals in hexadecimal form for negative exponents as two 64-bit words. The reciprocal is given by ceiling($\frac{2^{2b}}{5^{-q}}$) with $b = 64 + \text{ceiling}(\log_2 5^{-q})$.

Example 3 Consider the case of the string $9.109e-31$. We parse it as 9109×10^{-34} . We load up the most significant 64 bits of the reciprocal corresponding to $q = -34$ which is $0x84ec3c97da624ab4$ in hexadecimal form (see Table 4). We normalize 9109 so that, as a 64-bit word, its most significant bit is 1: 9109×2^{50} . We multiply the two words to get that the most significant 64 bits of the product are $49e6a7201cf62ab0$ whereas the next most significant 64 bits are $0x5b10000000000000$. We stop the computation since the second word is not filled with ones. The most significant bit of the product contains a 0. We shift the most significant 64 bits by 9 bits to get 10400639386286870 . The least significant bit is zero so we round down to 5200319693143435 or $0x1279a9c8073d8b$ in hexadecimal form. We get that 9109×10^{-34} is the floating-point number $0x1.279a9c8073d8bp-100$. See Example 4 in § 10 to learn how we determine that the binary exponent is -100.

9.3 | Subnormals

To represent values that are too small, the floating-point standard uses special values called subnormals. Whenever we end up with a value $m \times 2^p$ with $m \in [2^{52}, 2^{53})$ (64-bit case) or $m \in [2^{23}, 2^{24})$ (32-bit) but with p too small, smaller than $-1022 - 52$ in the 64-bit case or smaller than $-126 - 23$ in the 32-bit case, we fall back on the subnormal representation. It uses a small value for the exponent to represent values in the range $[2^{-1022-52}, 2^{-1022})$ (64-bit case) or in the range $[2^{-126-23}, 2^{-126})$ (32-bit case). The values are given by $m \times 2^{-1022-52}$ (64-bit) or $m \times 2^{-126-23}$ (32-bit) while allowing m to be any positive value no larger than 2^{52} or 2^{23} .

To construct the subnormal value, we take the original binary significand m and we divide it by a power of two, with rounding. Thus, for example, if we are given the 64-bit value $(2^{53} - 1) \times 2^{-1022-54}$, we observe that the power of two is too small ($-1022 - 53 < -1022 - 52$) by exactly two. Thus we take the binary significand $2^{53} - 1$ and divide it by four, with rounding: we get 2^{51} and so we get the subnormal floating-point number $2^{51} \times 2^{-1022-52}$. Thankfully,

rounding is relatively easy since we never need to handle the round-to-even case with subnormals, because it only occurs with powers of exponents near zero.

We should be mindful that, in exceptional cases, the rounding process can lead us to find that we do not have a subnormal. Indeed, consider the value $(2^{53} - 1) \times 2^{-1022-53}$, its power of two is too small $(-1022 - 53 < -1022 - 52)$ by exactly one. We take the binary significand $2^{53} - 1$ and divide it by two, with rounding, getting 2^{52} and so we end up with the normal number $2^{52} \times 2^{-1022-52}$.

10 | COMPUTING THE BINARY EXPONENT EFFICIENTLY

We are approximating a decimal floating-point number $w \times 10^q$ with a binary floating-point number $m \times 2^p$. We must compute the binary exponent p . Starting from the power of ten 10^q , we want write it as a value in $[1, 2)$, as prescribed by the floating-point standard, multiplied by a power two. We have two distinct cases depending on the sign of q :

- when $q \geq 0$, we have $10^q = 2^q \times 5^q = \frac{5^q}{2^{\text{floor}(\log_2 5^q)}} \times 2^{q+\text{floor}(\log_2 5^q)}$,
- when $q < 0$, we have $10^q = 2^q \times 5^q = \frac{2^{\text{ceiling}(\log_2 5^{-q})}}{5^{-q}} \times 2^{q-\text{ceiling}(\log_2 5^{-q})}$.

We can verify that both constraints are satisfied: $5^q / 2^{\text{floor}(\log_2 5^q)} \in [1, 2)$ and $2^{\text{ceiling}(\log_2 5^{-q})} / 5^{-q} \in [1, 2)$. Hence we have that the binary powers corresponding to the powers of ten are given by $q + \text{floor}(\log_2(5^q)) = q - \text{ceiling}(\log_2 5^{-q})$. For example, we have that $10^5 = 5^5 / 2^{11} \times 2^{16} = 1.52587890625 \times 2^{16}$ since $\text{floor}(\log_2 5^5) = 11$. Computing $q + \log_2(5^q)$ could require an expensive iterative process. The decimal exponent q is in limited range of values, say $q \in (-400, 350)$. We have that $q + \log_2(5^q) = q + q \log_2(5) = q(1 + \log_2(5))$ and $1 + \log_2(5) \approx 217706/2^{16}$. We can check that over the interval $q \in (-400, 350)$, we have that $q + \text{floor}(\log_2(5^q)) = (217706 \times q) \div 2^{16}$ (exactly) as one can verify numerically. The division (by 2^{16}) can be implemented as a logical shift. Thus we only require a multiplication followed by a shift. We initially derived this efficient formula using a satisfiability-modulo-theories (SMT) solver [26].

In our algorithm, we normalize the decimal significand so that it is in $[2^{63}, 2^{64})$. That is, given the string $1e12$, we first parse it as the decimal significand $w = 1$ and the decimal exponent $q = 12$. We then normalize $w = 1$ to $w' = 2^{63}$ (shifting it by 63 bits) and we proceed with the computation of the binary significand. Had we started with $w = 2^4$ (say), then we would have shifted by only $63 - 4$ bits and then the binary exponent must be incremented by 4. For example, using the input string $16e12$ instead of $1e12$, we would have used the decimal significand $w = 16$ but still ended up with the normalized significand $w' = 2^{63}$. Yet the binary exponent of $16e12$ is clearly 4 more than the binary exponent of $1e12$. In other words, we need to take into account the number of leading zeroes of the decimal significand. Thus we increment the binary exponent by $63 - l$ where l is the number of leading zeros of the original decimal significand w as a 64-bit word.

For powers of ten, the product of the normalized significand with either the power of five or its reciprocal has a leading zero since $2^{63} \times (2^{64} - 1) < 2^{127}$. When the product is larger and it overflows in the most significant bit, then the binary exponent must be incremented by one. Thus we finally have the following formula

$$\left((217706 \times q) \div 2^{16} \right) + 63 - l + u$$

where u is the value of the most significant bit of the product (0 or 1) and where l is the number of leading zeros of w .

Furthermore, when we round up the resulting significand, it may sometimes overflow: e.g., if the most significant bits of the product are all ones, we overflow to a more significant bit and we need to shift the result. In such cases,

we increment the binary exponent by one.

When serializing the exponent in the IEEE binary format, we need to add either 1023 (64-bit) or 127 (32-bit) to the exponent; these constants (1023 and 127) are sometimes called *exponent biases*. For example, the 64-bit binary exponent value from -1022 to 1023 are stored as the unsigned integer values from 1 to 2046. The serialized exponent value 0 is reserved for subnormal values while the serialized exponent value 2047 is reserved for non-finite values.

Example 4 Consider again Example 3. We start from 9109×10^{-34} . Because $q < 0$, we compute $q - \text{ceiling}(\log_2 5^{-q})$ and get -113 . We have that 9109 has 50 leading zeros as a 64-bit word and we normalize it as 9109×2^{50} . Thus we have $t = 50$ and so we need to increment the binary exponent by $63 - t$ or 13. We get a binary exponent of -100 . We verify that the product has a leading zero bit so we have that the binary exponent must be -100 .

11 | PROCESSING LONG NUMBERS QUICKLY

In some uncommon instances, we may have a decimal significand that exceeds 19 digits. Unfortunately, if we are given a value with superfluous digits, we cannot truncate the digits: it may be necessary to read tens or even hundreds of digits (up to 768 digits in the worst case). Indeed, consider the second smallest 64-bit normal floating-point value: $2^{-1022} + 2^{-1074}$ ($\approx 2.2250738585072019 \times 10^{-308}$) and the next smallest value $2^{-1022} + 2^{-1073}$ ($\approx 2.2250738585072024 \times 10^{-308}$). If we pick a value that is exactly in-between ($2^{-1022} + 2^{-1074} + 2^{-1075}$), we need to break the tie by rounding to even (to the larger value $2.2250738585072024 \times 10^{-308}$ in this case). Yet any truncation of the value would be slightly closer to the lower value ($\approx 2.2250738585072019 \times 10^{-308}$). We can write $2^{-1022} + 2^{-1074} + 2^{-1075}$ exactly as a decimal floating-point value $w \times 10^q$ for integers w and q , but the significand requires 768 digits. We can show that it is the worst case.

When there are too many digits, we could immediately fall back on a higher-precision approach. However, if we just use the most significant 19 digits, and truncate any subsequent digits, we might be able to uniquely identify the exact number. It is trivially the case if the truncated digits are all zeros, in which case we can safely dismiss the zeros. Otherwise, if w is the truncated significand, then the exact value is in the interval $(w \times 10^q, (w + 1) \times 10^q)$. Thus we may apply our algorithm to both $w \times 10^q$ and $(w + 1) \times 10^q$. If they both round to the same binary floating-point number, then this floating-point number has to match exactly the true decimal value. If w is limited to 19 digits, then $w + 1 \leq 10^{19} < 2^{64}$ so we do not have to worry about possible overflows.

To assess the effectiveness of this approach, we can try a numerical experiment. We generate random 19-digit significands and append an exponent (e.g., $1383425612993491676e-298$ and $1383425612993491677e-298$). We find that for such randomly generated values, about 99.8% of the successive values map to the same 64-bit floating-point number, over a range of exponents (e.g., from -300 to 300). We can also generate random 64-bit numbers in the unit interval $[0, 1]$, serialize them to 19 digits and add one to the last digit. We get that in about 99.7% of all cases, changing the last digit does not affect the value. In other words, we often can determine exactly a floating-point value after truncating to 19 digits in most cases.

When it fails, we can fall back on a higher-precision approach. In our software implementation (see § 5), we adapted a general implementation used as part of the Go standard library. Given that it should be rarely needed, its performance is secondary. However, it has to be exact.

12 | EXPERIMENTS

We implemented our algorithm and published it as an open source software library.⁷ It closely follows the C++17 standard for the `std::from_chars` functions, supporting both 64-bit and 32-bit floating-point numbers. It has been thoroughly tested. Though our code is written using generally efficient C++ patterns, we have not micro-optimized it. Our implementation requires a C++11-compliant compiler. It does not allocate memory on the heap and it does not throw exceptions.

To implement our algorithm, we use a precomputed table of powers of five and reciprocals, see Appendix B. Though it uses 10 KiB, we should compare it with the original Gay's implementation of `strtod` in C which uses 160 KiB and compiles to tens of kilobytes. Our table is used for parsing both 64-bit and 32-bit numbers.

There are many libraries that support number parsing. For our purposes, we limit ourselves to C++ production-quality libraries. We only consider libraries that offer exact parsing. See Table 7. We choose to omit libraries written in other programming languages (Java, D, Rust, etc.) since direct comparisons between programming languages are error prone—see Appendix E for benchmarks of a Rust version of our algorithm. We also include in our benchmarks the system's C function `strtod`, configured with the default locale. Though the standard Linux C++ library supports the C++17 standard, it does not yet provide an implementation of the `std::from_chars` functions for floating-point numbers.

To ensure reproducibility, we publish our full benchmarking software.⁸ Our benchmarking routine takes as input a long array of strings that are parsed in sequence. Somewhat arbitrarily, we seek to compute the minimum of all encountered numbers. Such a running-minimum function carries minimal overhead compared to number parsing. Hence, we effectively measure the throughput of number parsing. We are also careful to use datasets containing thousands of numbers for two reasons:

- On the one hand, all measures have a small bounded error: by using large tests sequence, we amortize such errors.
- On the other hand, the performance of modern processors is often closely related to its ability to predict branches. A single mispredicted branch can waste between 10 to 20 cycles of computations. When in a repeating loop, some recent processors can learn to predict with high accuracy a few thousands of branches [27].

We repeat all experiments 100 times. We avoid memory allocations throughout the process. On such a computational benchmark, timings follow a distribution resembling a log-normal distribution with a long tail associated with noise (interrupts, cache competition, context switches, etc.) and a non-zero minimum. The median is located between the minimum and the average. Using a common convention [28], we compute both the minimum time and the average time: the difference between the two is our margin of error. If the minimum time and the average time are close, our measures are reliable. We find that the error margin is consistently less than 5% on all platforms—often under 1%.

On Linux platforms, we can *instrument* our benchmark so that we can programmatically track the number of cycles and number of instructions retired using CPU performance counters from within our own software. Such instrumentation is precise (i.e., not the result of sampling) and does not add overhead to the execution of the code. Typically, the number of instructions retired by a given routine varies little from run to run and may be considered exact, especially given that we ensure a stable number of branch mispredictions. One benefit of instrumented code is that we can measure the effective CPU clock frequency during the benchmarked code: modern processors adjust

⁷https://github.com/fastfloat/fast_float

⁸https://github.com/lemire/simple_fastfloat_benchmark, git tag v0.1.0

TABLE 7 Production-quality number parsing C++ libraries. Both double-conversion and abseil have been authored by Google engineers.

Processor	snapshot	link
Gay's strtod (netlib)	2001	www.netlib.org/fp/
double-conversion	version 3.1.5	github.com/google/double-conversion.git
abseil	20200225.2	github.com/abseil/abseil-cpp

their frequency dynamically based on load, power usage and heat. Our Linux systems are configured for performance and we observe the expected CPU frequencies.

Our benchmarks exclude disk access or memory allocation: strings are preallocated once. To ensure a consistent and reproducible system configuration, we run our benchmark under a privileged docker environment based on a Ubuntu 20.10 image.⁹ According to our tests, the docker overhead for purely computational tasks when the host is itself is Linux, is negligible. For our benchmarks, we use the GNU GCC 10.2 compiler with full optimization (`-O3 -DNDEBUG`) under Linux. Our benchmark programs are single binaries applying the different parsing functions to the same strings. Though we access megabytes of memory, most of the data remains in the last-level CPU cache. We are not limited by cache or memory performance.

We rely a realistic data source that is used by the Go developers to benchmark the standard library: the canada dataset comes from a JSON file commonly used for benchmarking [28]. It contains 111k 64-bit floating-point numbers serialized as strings. The canada number strings are part of geographic coordinates: e.g., `83.109421000000111`. We also include synthetic datasets containing 100k numbers each. The uniform dataset is made of 64-bit random numbers in the unit interval $[0, 1]$. The integer data set is made of randomly generated 32-bit integers. Though it is inefficient to use a floating-point number parser for integer values, we believe that it might be an interesting test case. It is an instance where our code fails to show large benefits. For the synthetic dataset, we considered two subcases: the floating-point number can either be serialized using a fixed decimal significand (17 digits) or using a minimal decimal significand as 64-bit numbers (using at most 17 digits [16]). We found relatively little difference in performance (no more than 10%) on a per-float basis between these two cases. In both cases, the serialization is exact: an exact 64-bit parser should recover exactly the original floating-point value. We present our results with the concise serialization.

To better assess our algorithm, we tested it on a wide range of Linux-based systems which include x64 processors, an ARM server processor and an IBM POWER9 processor. See § 8. We report the effective frequency, that is, the CPU frequency measured during the execution of our code. Our experiments are single-threaded: the Ampere system contains 32 ARM cores and would normally be competitive against the other systems if all cores were used. However, on a single-core basis, it is not expected to match the other processors.

TABLE 8 Systems tested

Processor	Effective Frequency	Microarchitecture	Compiler
Intel i7-6700	3.7 GHz	Skylake (x64, 2015)	GCC 10.2
AMD EPYC 7262	3.39 GHz	Zen 2 (x64, 2019)	GCC 10.2
Ampere	3.2 GHz	ARM Skylark (aarch64, 2018)	GCC 10.2
IBM	3.77 GHz	POWER9 (ppc64le, 2018)	GCC 10.2

We report the speed in millions of numbers per second for our different datasets and different processors in

⁹https://github.com/lemire/docker_programming_station, git tag v0.1.0

TABLE 9 Millions of 64-bit floating-point numbers parsed per second under different processor architectures

	(a) Intel Skylake (x64)			(b) AMD Zen 2 (x64)		
	canada	uniform	integer	canada	uniform	integer
netlib	9.6	10	48	10	11	57
d.-conversion	9.4	10	18	9.0	9.9	24
strtod	9.0	9.4	20	9.3	9.9	18
abseil	18	19	27	21	21	30
our parser	45	45	61	51	52	70

	(c) Ampere Skylark (ARM, aarch64)			(d) IBM POWER 9		
	canada	uniform	integer	canada	uniform	integer
netlib	8.1	8.7	23	9.0	10	39
d.-conversion	5.4	5.8	12	5.8	6.4	18
strtod	3.9	4.2	8.7	4.8	5.3	12
abseil	9.1	9.4	13	12	12	17
our parser	22	21	26	42	39	46

Table 9. We find that the `from_chars` function in the `abseil` library is often superior to Gay’s implementation of `strtod` (labeled as `netlib`) which is itself superior to both double-conversion and the `strtod` function including the GNU standard library. The implementation notes of the `abseil` library [11] indicate that it relies on a general strategy which is not fundamentally different from our own. Even so, our approach is generally twice as fast as the `abseil` library and up to five times faster than what the standard library offers. We find that for the integer test, `netlib` is superior to all other alternatives (including `abseil`) except for our own. The gap between our approach and `netlib` when parsing integers is modest (about 20%). Overall, our proposed approach is three to five times faster than the `strtod` function available in the GNU standard library. And it is often more than twice as fast as the state-of-the-art `abseil` library.

To understand our good results, we look at the number of instructions and cycles per number for one representative dataset (uniform) and for the AMD Zen 2 processor. See Table 10. As expected, we use half as many instructions on average as the `abseil` library. We find interesting that we use only about three times fewer instructions than the `strtod` function, but 5.6 times fewer cycles. Our approach causes almost no branch mispredictions, in contrast with Gay’s `netlib` library. Similarly, while we retire 4.2 instructions per cycle, Gay’s `netlib` library is limited at 2.2 instructions per cycle. To summarize, our approach uses fewer instructions, generates fewer branch mispredictions and retires more instructions per cycle.

To identify our bottleneck, we run the parsing routine while skipping the conversion from a decimal significand and exponent to the standard decimal form. Instead, we sum the decimal significand and the exponent and return the result as a simulated floating-point value. We find that we save only about a quarter of the number of instructions and a quarter of the time (cycles). In other words, our decimal-to-binary routine is so efficient that it only uses about a quarter of our computational time. Most of the time goes into parsing the input string and converting it to a decimal significand and exponent.

Our results using 32-bit numbers are similar. To ease comparison, we produce exactly the same numbers strings as in the 64-bit case. We replace the `strtod` function with the equivalent `strtodf` function. We present the result in Table 11. It suggests that there is little speed benefit in reading numbers as 32-bit floating-point numbers instead of 64-bit floating-point numbers given the same input strings. The result does not surprise us given that we rely on the

TABLE 10 Instructions, mispredicted branches and cycles per 64-bit floating-point number in the uniform model on the AMD Zen 2 processor. We also provide the number of instructions per cycle. The “just string” row corresponds to our parser but without the final decimal to binary conversion.

	Instructions	mispredictions	cycles	instructions/cycle
netlib	740	4.1	330	2.2
double-conversion	1100	1.7	380	3.0
strtod	1100	0.7	370	3.0
abseil	600	0.5	160	3.8
our parser	280	0.01	66	4.2
(just string)	215	0.00	46	4.7

TABLE 11 Instructions, mispredicted branches and cycles per 32-bit floating-point number in the uniform model on the AMD Zen 2 processor. We also provide the number of instructions per cycle.

	Instructions	mispredictions	cycles	instructions/cycle
strtod	1100	0.7	350	3.1
abseil	600	0.5	170	3.6
our parser	280	0.00	64	4.3

same algorithm.

We find it interesting to represent the parsing speed in terms of bytes per second. On the canada dataset using the AMD Zen2 system, our parser exceeds 1 GiB/s (1080 MiB/s). It is 2.5 times faster than the fastest competitor (abseil) and 5 times faster than the other parser. See Fig. 2. For the synthetic dataset, we use the concise number serialization instead of relying on a fixed number of digits, to avoid overestimating the parsing speed. Our parser runs at almost over 900 MiB/s compared to less than 200 MiB/s for the `strtod` function. If we serialize the numbers so that they use a fixed number of digits (17), we reach higher speeds: our parser exceeds 1 GiB/s (not shown).

In Table 12, we provide statistics regarding which code paths are used by different datasets. The integer dataset is entirely covered by Clinger’s fast path. It explains why our performance on this dataset is similar to the netlib approach, since we rely on essentially the same algorithm. For both the canada and uniform dataset, most of the processing falls on our parser as opposed to Clinger’s fast path. After initially parsing the input string, our fast algorithm begins with one or two multiplications between the decimal significand and looked up table values. We observe that a single multiplication is all that is necessary in most cases. In our experiments, we never need to fall back on a higher-precision approach.

Many digits

We designed our algorithm for the scenario where numbers are serialized to strings using no more than 17 digits. However, we can not always ensure that such a reasonable limit is respected. To test the case where we have many more than 17 digits, we create big integer values by serializing three randomly selected 64-bit integers in sequence. On the AMD Zen 2 system, we find that our parser exceeds 1100 MiB/s. The abseil library achieves similar speeds

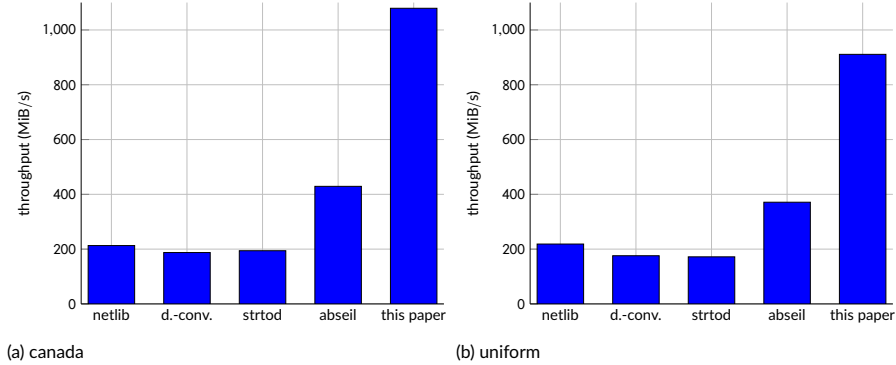


FIGURE 2 Parsing speed for the canada dataset and for random 64-bit floating-point number in the uniform model, serialized concisely, on the AMD Zen 2 processor.

TABLE 12 Code path frequencies for different datasets using our parser. The percentages are relative to the number of input number strings.

	canada	uniform	integer
Clinger's fast path	8.8%	0%	100%
our path	91.2%	100%	0%
two multiplications	0.6%	0.66%	0%

910 MiB/s which is more than twice as fast as Gay's netlib 390 MiB/s. The `strtod` function is limited to 110 MiB/s.

Visual Studio

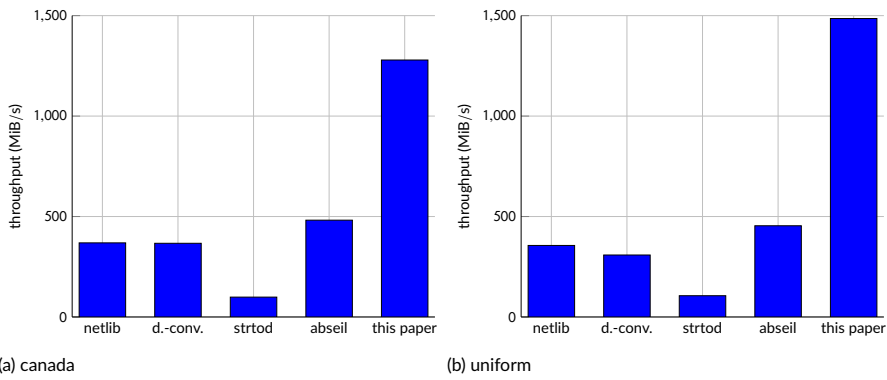
Unfortunately, we are not aware of a standard implementation of the `from_chars` function under Linux. However, Microsoft provides one such fast function as part of its Visual Studio 2019 system. We use the latest available Microsoft C++ compiler (19.26.28806 for x64). We compile in release mode with the flags `/O2 /Ob2 /DNDEBUG`. These results under Windows are generally comparable to our Linux results. See Table 13. Microsoft's `from_chars` function is faster than its `strtod` function. However, our parser is several times faster than Microsoft's `from_chars` function.

Apple M1 Processor

In November 2020, Apple released laptops with a novel ARM 3.2 GHz processor (M1). The M1 processor has 8 instruction decoders compared to only 4 decoders on most x64 processors. Though we would normally avoid benchmarking on a laptop due to potential frequency throttling, we found consistent run-to-run results (within 1%) and a low margin of error (within 1%). We compiled our benchmark software on such a laptop using Apple's LLVM clang compiler (Apple clang version 12.0.0 using the flags `-O3 -DNDEBUG`). We present our throughput results in Fig. 3. Our parser reaches 1.5 GiB/s on the uniform dataset. On the Apple platform, the `strtod` function is several times slower than any other number parser. Other parsers (netlib, double-conversion and abseil) are about three times slower in these tests.

TABLE 13 Millions of 64-bit floating-point numbers parsed per second under a 4.2 GHz Intel 7700K processor using Visual Studio 2019

	canada	uniform	integer
netlib	20	18	48
d.-conversion	10	10	18
strtod	6.0	5.8	15
from_chars	6.7	7.2	22
abseil	16	15	22
our parser	37	48	60

**FIGURE 3** Parsing speed for the canada dataset and for random 64-bit floating-point number in the uniform model, serialized concisely, on the Apple M1 processor.

13 | CONCLUSION

Parsing floating-point numbers from strings is a fundamental operation supported by the standard library of almost all programming languages. Our results suggest that widely used implementations might be several times slower than needed on modern 64-bit processors. When the input strings are retrieved from disks or networks with gigabytes per second in bandwidth, a faster approach should be beneficial.

We expect that more gains are possible mostly in how we parse the input strings into a decimal significand and exponent. For example, we could use advanced processor instructions such as SIMD instructions [28].

It also be possible to accelerate the processing by relaxing correctness conditions: e.g., the parsing could be only exact up to an error in the last digit. However, we should be mindful of the potential problems that arise when different software components parse the same numbers to different binary values.

Floating-point numbers may be stored in binary form and accessed directly without parsing. However, some engineers prefer to rely on text formats. Hexadecimal floating-point numbers (Appendix C) may provide a convenient alternative for greater speed in such cases.

Acknowledgements

Our work benefited especially from exchanges with M. Eisel who motivated the original research with his key insights. We thank N. Tao who provided invaluable feedback and who contributed an earlier and simpler version of this algorithm to the Go standard library. Our fallback implementation includes code adapted from Google Wuffs which was published under the Apache 2.0 license. To our knowledge, the fast path for long numbers was first implemented by R. Oudompheng for the Go standard library. We thank A. Milovidov for his feedback regarding benchmarking. We are grateful to W. Muła for his thorough review of an early manuscript: his comments helped us improve the document significantly. We thank I. Smirnov for his feedback on benchmarking statistics.

references

- [1] IEEE Standard for Modeling and Simulation (M&S) High Level Architecture (HLA) – Framework and Rules. IEEE Std 1516-2000 2000;p. 1–28.
- [2] Grützmacher T, Cojean T, Flegar G, Göbel F, Anzt H. A customized precision format based on mantissa segmentation for accelerating sparse linear algebra. *Concurrency and Computation: Practice and Experience* 2020;32(15):e5418. <https://onlinelibrary.wiley.com/doi/abs/10.1002/cpe.5418>, e5418 cpe.5418.
- [3] Knuth DE. *Art of computer programming, volume 2: Seminumerical algorithms*. Addison-Wesley Professional; 2014.
- [4] Gustafson JL. *The End of Error: Unum Computing*. CRC Press; 2017.
- [5] Darvish Rouhani B, Lo D, Zhao R, Liu M, Fowers J, Ovtcharov K, et al. Pushing the Limits of Narrow Precision Inferencing at Cloud Scale with Microsoft Floating Point. *Advances in Neural Information Processing Systems* 2020;33.
- [6] Cowlshaw MF, Schwarz EM, Smith RM, Webb CF. A decimal floating-point specification. In: *Proceedings 15th IEEE Symposium on Computer Arithmetic. ARITH-15 2001 IEEE*; 2001. p. 147–154.
- [7] Goldberg D. What Every Computer Scientist Should Know about Floating-Point Arithmetic. *ACM Comput Surv* 1991 Mar;23(1):5–48. <https://doi.org/10.1145/103162.103163>.
- [8] Clinger WD. How to Read Floating Point Numbers Accurately. *SIGPLAN Not* 1990 Jun;25(6):92–101. <https://doi.org/10.1145/93548.93557>.
- [9] Clinger WD. How to Read Floating Point Numbers Accurately. *SIGPLAN Not* 2004 Apr;39(4):360–371. <https://doi.org/10.1145/989393.989430>.
- [10] Gay DM, Correctly rounded binary-decimal and decimal-binary conversions; 1990. AT&T Bell Laboratories Numerical Analysis Manuscript 90-10.
- [11] Abseil, charconv Design Notes; 2020. <https://abseil.io/about/design/charconv> [last checked November 2020].
- [12] Adams U. Ryū: Fast Float-to-String Conversion. In: *Proceedings of the 39th ACM SIGPLAN Conference on Programming Language Design and Implementation PLDI 2018, New York, NY, USA: Association for Computing Machinery*; 2018. p. 270–282. <https://doi.org/10.1145/3192366.3192369>.
- [13] Adams U. Ryu Revisited: Printf Floating Point Conversion. *Proc ACM Program Lang* 2019 Oct;3(OOPSLA). <https://doi.org/10.1145/3360595>.
- [14] Andryscio M, Jhala R, Lerner S. Printing Floating-Point Numbers: A Faster, Always Correct Method. In: *Proceedings of the 43rd Annual ACM SIGPLAN-SIGACT Symposium on Principles of Programming Languages POPL '16, New York, NY, USA: Association for Computing Machinery*; 2016. p. 555–567. <https://doi.org/10.1145/2837614.2837654>.

- [15] Burger RG, Dybvig RK. Printing Floating-Point Numbers Quickly and Accurately. SIGPLAN Not 1996 May;31(5):108–116. <https://doi.org/10.1145/249069.231397>.
- [16] Loitsch F. Printing Floating-Point Numbers Quickly and Accurately with Integers. In: Proceedings of the 31st ACM SIGPLAN Conference on Programming Language Design and Implementation PLDI '10, New York, NY, USA: Association for Computing Machinery; 2010. p. 233–243. <https://doi.org/10.1145/1806596.1806623>.
- [17] Steele GL, White JL. How to Print Floating-Point Numbers Accurately. SIGPLAN Not 2004 Apr;39(4):372–389. <https://doi.org/10.1145/989393.989431>.
- [18] Bray T, The JavaScript Object Notation (JSON) Data Interchange Format; 2017. Internet Engineering Task Force, Request for Comments: 8259. <https://tools.ietf.org/html/rfc8259>.
- [19] Fisher RJ, Dietz HG. Compiling for SIMD within a register. In: International Workshop on Languages and Compilers for Parallel Computing Springer; 1998. p. 290–305.
- [20] Hars L. Applications of fast truncated multiplication in cryptography. EURASIP Journal on Embedded Systems 2006;2007(1):061721.
- [21] Fousse L, Hanrot G, Lefèvre V, Pélissier P, Zimmermann P. MPFR: A multiple-precision binary floating-point library with correct rounding. ACM Transactions on Mathematical Software (TOMS) 2007;33(2):13–es.
- [22] Krandick W, Johnson JR. Efficient multiprecision floating point multiplication with optimal directional rounding. In: Proceedings of IEEE 11th Symposium on Computer Arithmetic IEEE; 1993. p. 228–233.
- [23] Mulders T. On short multiplications and divisions. Applicable Algebra in Engineering, Communication and Computing 2000;11(1):69–88.
- [24] Lemire D, Kaser O, Kurz N. Faster remainder by direct computation: Applications to compilers and software libraries. Software: Practice and Experience 2019;49(6):953–970.
- [25] Warren HS Jr. Hacker's Delight. 2nd ed. Boston: Addison-Wesley; 2013.
- [26] Dutertre B. Yices 2.2. In: International Conference on Computer Aided Verification Springer; 2014. p. 737–744.
- [27] Lemire D, Making Your Code Faster by Taming Branches; 2020. <https://www.infoq.com/articles/making-code-faster-taming-branches/> [last checked November 2020].
- [28] Langdale G, Lemire D. Parsing gigabytes of JSON per second. The VLDB Journal 2019;28(6):941–960.
- [29] Dumas JG. On newton-raphson iteration for multiplicative inverses modulo prime powers. IEEE Transactions on Computers 2013;63(8):2106–2109.

A | MULTIPLICATIVE INVERSES

Given an odd 64-bit integer x , there is a unique integer y such that $x \times y \bmod 2^{64} = 1$. We refer to y as the *multiplicative inverse* of x [29]. Fig. 4 presents an efficient C++ function to compute the multiplicative inverse of 64-bit odd integers. It relies on five successive calls to a function involving two integer multiplications.

B | TABLE GENERATION SCRIPT

Fig. 5 provides a convenient Python script to general all relevant reciprocal and normalized powers of five. In practice, each 128-bit value may be stored as two 64-bit words.

```

uint64_t f64(uint64_t x, uint64_t y) { return y * ( 2 - y * x ); }
uint64_t findInverse64(uint64_t x) {
    uint64_t y = x; y = f64(x,y); y = f64(x,y); y = f64(x,y);
    y = f64(x,y); y = f64(x,y); return y;
}

```

FIGURE 4 C++ function (`findInverse64`) to compute the multiplicative inverse of an odd 64-bit integer using Newton's method

C | HEXADECIMAL FLOATING-POINT NUMBERS

It could be convenient to represent floating-point numbers using the hexadecimal floating-point notation. The hexadecimal notation may provide an exact ASCII string representation of the binary floating-point number. It makes it relatively easy to provide an unambiguous string that should always be parsed to the same binary value. Furthermore, the parsing and serialization speeds could be much higher. The main downsides are that human beings may find such strings harder to understand and that they are not natively supported in all mainstream programming languages.

The hexadecimal floating-point notation is supported in the C (C99), C++ (C++11), Swift, Java, Julia and Go programming languages. As in the usual hexadecimal notation for integers, we start the string with `0x` followed by the significand in hexadecimal form. Each hexadecimal character (0–9, A–F) represents 4 bits (a *nibble*). Instead of writing the exponential part in full (e.g., $\times 2^4$ or $\times 2^{-4}$), we append the suffix `p` followed by the exponent (e.g., `p4` or `p-4`). Optionally, we can add an hexadecimal point in the significand. With a decimal point, we interpret the decimal fraction by dividing it by the appropriate power of ten. E.g, we write $1.45 = 145/10^2$. The hexadecimal point works similarly. Thus `0x1.FCp17` means $0x1FC/4^2 \times 2^{17}$ or 3.96875 where we divide `0x1FC` by 4^2 because there are two nibbles after the binary point. When the value is a normal 64-bit floating-point number, the significand can be expressed as a most significant 1 followed by up to 52 bits, or 13 hexadecimal character. Thus 9000000000000000 can be written as `0x1.ff973cfa8p+52`. The mass of the Earth in kilogram (5.972×10^{24}) is `0x1.3c27b13272fb6p+82`.

D | STRING-PARSING FUNCTIONS IN C++

Fig. 6 illustrates the computation of the decimal significand with pseudo-C++ code. We omit the code necessary to check whether there are leading spaces and sign characters (+ or -) and other error checks. We must further parse an eventual exponent preceded by the characters `e` or `E`. Moreover, we must also check whether we had more than 19 digits in the decimal significand. Thus our actual code is slightly more complex. Fig. 7 presents SWAR [19] functions to check all at once whether a sequence of 8 digits is available and to compute the corresponding decimal integer.

E | BENCHMARKS IN RUST

Our C++ implementation and benchmarks have been ported to Rust by I. Smirnov.¹⁰ Unlike our C++ implementation, it does not attempt to skip leading white spaces, but there are otherwise few differences. This Rust port allows us to

¹⁰<https://github.com/aldanor/fast-float-rust>


```
for q in range(-342, -27):
    power5 = 5**-q
    z = 0
    while( (1<<z) < power5) : z += 1
    b = 2 * z + 2 * 64
    c = 2 ** b // power5 + 1
    while(c >= (1<<128)): c //= 2
    print(c)

for q in range(-27, 0):
    power5 = 5**-q
    z = 0
    while( (1<<z) < power5) : z += 1
    b = z + 127
    c = 2 ** b // power5 + 1
    print(c)

for q in range(0, 308+1):
    power5 = 5**q
    while(power5 < (1<<127)) : power5 *= 2
    while(power5 >= (1<<128)): power5 //= 2
    print(power5)
```

FIGURE 5 Python script to print out all 128-bit reciprocals ($q \in [-342, 0)$) and all 128-bit truncated powers of five ($q \in [0, 308)$).

compare against a popular Rust number processing library (lexical¹¹) as well as the standard Rust library (`from_str`). Using Rust 1.49 on our AMD Rome (Zen 2) system, we get the following results on the canada dataset: the standard Rust library is limited to 92 MiB/s, lexical library achieves 280 MiB/s while the Rust port of our library achieves 670 MiB/s. On the Apple M1 system, we get 130 MiB/s (standard library), 370 MiB/s (lexical) and 1200 MiB/s (Rust port). The tests are repeated 1000 times and the difference between the best speed and the median speed is low on our test systems (less than 1%).

¹¹<https://docs.rs/lexical/5.2.0/lexical/-v5.2.0>

```

const char *p = // points at the beginning of the string
const char *pend = // points at the end of the string
int64_t exponent = 0; // exponent
uint64_t i = 0; // significand
while ((p != pend) && is_integer(*p)) { i = 10 * i + uint64_t(*p - '0'); ++p; }
if ((p != pend) && (*p == '.')) {
    ++p; const char *first_after_period = p;
    if ((p + 8 <= pend) && is_made_of_eight_digits(p)) {
        i = i * 100000000 + parse_eight_digits(p); p += 8;
        if ((p + 8 <= pend) && is_made_of_eight_digits(p))
            { i = i * 100000000 + parse_eight_digits(p); p += 8; }
    }
    while ((p != pend) && is_integer(*p)) { uint8_t digit = uint8_t(*p - '0'); ++p;
    i = i * 10 + digit; }
    exponent = first_after_period - p;
}

```

FIGURE 6 Simplified pseudo-C++ code to compute the decimal significand from an ASCII string

```

bool is_made_of_eight_digits(const char *chars) {
    uint64_t val; memcpy(&val, chars, 8);
    return !(((val + 0x4646464646464646) | (val - 0x3030303030303030)) & 0
        x8080808080808080));
}

uint32_t parse_eight_digits(const char *chars) {
    uint64_t val; memcpy(&val, chars, sizeof(uint64_t));
    val = (val & 0x0F0F0F0F0F0F0F0F) * 2561 >> 8;
    val = (val & 0x00FF00FF00FF00FF) * 6553601 >> 16;
    return uint32_t((val & 0x0000FFFF0000FFFF) * 42949672960001 >> 32);
}

```

FIGURE 7 C++ functions to check whether 8 ASCII characters are made of digits, and to convert them to an integer value under a little-endian system