

# Risk-Sensitive Model Predictive Control

Nicholas Moehle

January 28, 2021

## Abstract

We present heuristic policies and performance bounds for risk-sensitive convex stochastic control that generalize linear-exponential-quadratic regulator (LEQR) theory. Our heuristic policy extends standard, risk-neutral model predictive control (MPC): instead of ignoring uncertain noise terms, as in MPC, our heuristic policy assumes these noise terms turns out either favorably or unfavorably, depending on a risk aversion parameter. In the risk-seeking case, this modified planning problem is convex. In the risk-averse case, it requires minimizing a difference of convex functions, which is done (approximately) using the convex-concave procedure. In both cases, we obtain a lower bound on the optimal cost as a by-product of solving the planning problem. We give a numerical example of controlling a battery to power an uncertain load, and show that risk-averse MPC reduces the risk of a very bad outcome (as compared with standard, risk-neutral MPC) with negligible impact on the the average performance.

## 1 Introduction

In this paper, we study the problem of controlling a linear dynamical system driven by additive noise in order to minimize a sum of convex stage costs. In the standard *risk-neutral* problem, we minimize the expected value of this sum. We focus on the *risk-sensitive* problem, in which we minimize the expected value of an exponential function of the cost. This formulation is parametrized by a risk-aversion parameter  $\gamma$ . For  $\gamma > 0$ , the problem is *risk averse* or *pessimistic*; for  $\gamma < 0$ , the problem is *risk seeking* or *optimistic*. This problem formulation is a generalization of the linear exponential quadratic regulator problem, in which the stage costs are quadratic and the noise is Gaussian.

We give lower bounds on the optimal value of this problem that are based on ideas from large deviations theory. These bounds generalize the certainty equivalent bound (*i.e.*, Jensen's inequality) obtained by solving an optimal planning problem that replaces the additive noise term with its expected value. As with the certainty equivalent bound, evaluating our bound requires solving an optimization problem. We use this optimization problem as the basis for a control policy we call *risk-sensitive MPC*. In the risk-averse case, this optimization problem is a minimax

problem in which we plan against a worst-case outcome; in the risk-seeking case, we co-optimize over the outcome in addition to the control and state trajectories.

## 1.1 Related work

**LEQR.** The basic *linear quadratic regulator* (LQR) problem is to control a linear dynamical system to minimize the expected value of a sum of quadratic stage costs. The *certainty-equivalence principle* states that ignoring the stochastic noise, solving the optimal planning problem, and then applying the optimal first input results in an optimal control policy [Ber17, §3.1]. Furthermore, the optimal state and input trajectories describe the mean trajectories under such an optimal policy.

The LEQR problem changes the expectation to a risk-sensitive certainty equivalent operator, *i.e.*, we minimize the expected value of an exponential function of the cost. The certainty equivalent principle for LQR can be extended to LEQR. In this case, the planning problem is a two-player game between the planner and ‘nature’ [Whi90b, §10.2]. In the risk-averse case, this game is adversarial, while in the risk-seeking case, it is cooperative.

**Model predictive control.** Model predictive control (MPC) is a heuristic control policy that applies the certainty-equivalence principle beyond where it is theoretically justified, to the case of non-quadratic (but often convex) stage cost functions [Ber17, §4.3]. An MPC policy first forecasts the future noise, and then solves a (deterministic) convex optimization problem using this noise forecast. MPC policies are not optimal in general, but typically have excellent practical performance. MPC is also discussed in detail in [KH06; BBM17].

Our approach to risk-sensitive linear convex control is similar to MPC, in that we simply apply a certainty-equivalence principle beyond where it is theoretically justified. In our case, however, we use the certainty equivalent problem of the LEQR problem, which is a two-player game. In the risk-seeking case, this game can be solved exactly via convex optimization; in the risk-averse case, it can be solved approximately using the convex–concave procedure. The resulting policy can be fielded in much the same way as a (risk-neutral) MPC policy.

**Risk-averse optimal control.** Many others have generalized LEQR beyond the linear-quadratic case. Whittle studied this problem in a low-noise, high-risk-aversion limit [Whi90a] with connections to large deviations theory. The essence is that if the noise power is small enough, then we can speak of a single optimal trajectory, and the problem of controlling deviations from this trajectory is itself an LEQR problem. This is also the idea behind the iterative LEQR algorithm [FB15; Rou+20], which extends the popular iterative LQR algorithm to the risk-sensitive case. These generalizations of LEQR are local in nature, *i.e.*, they approximate the problem

around a single trajectory. By focusing on the linear convex problem, we obtain results are global in nature and do not depend on a low-noise limit.

## 1.2 Outline

In section 2, we define our measure of risk, and we give an optimization-based bound on it. In section 3, we define the risk-averse linear convex control problem. We discuss the prescient relaxation of this problem in section 4, and we use this relaxation as the basis for a heuristic policy. In section 5, we discuss the algorithmic details of the heuristic policy in the risk-averse case. We conclude with a numerical example in section 7.

## 2 Risk

The *risk* of a real-valued random variable  $z$  is defined as

$$R_\gamma(z) = \frac{1}{\gamma} \log \mathbf{E} \exp(\gamma z), \quad (1)$$

where  $\gamma \neq 0$  is the risk aversion parameter. In this paper,  $z$  represents a cost to be minimized, and we call the case  $\gamma > 0$  the *risk-averse* case, because it more heavily weights large values of  $z$  than small values. Likewise, the case  $\gamma < 0$  is *risk seeking*. We define  $R_0(z) = \mathbf{E} z$ ; we call this case *risk neutral*.

### 2.1 Risk bound

**Rate function.** The cumulant generating function  $c : \mathbf{R}^n \rightarrow \mathbf{R}$  of a random vector  $w$  is

$$c(y) = R_1(w^T y) = \log \mathbf{E} \exp w^T y.$$

The *rate function*  $\rho : \mathbf{R}^n \rightarrow \mathbf{R}$  is the Fenchel conjugate of the cumulant generating function:

$$\rho(x) = c^*(x) = \sup_y (x^T y - c(y)).$$

The rate function appears in large deviations theory, where it is used to approximate the distribution of the average of a large number of independent samples of  $w$ . (See [Whi12, §18] for an introduction.) It can be interpreted as a smoothed version of the negative log-likelihood function  $\ell(x) = -\log p(x)$ . In figure 1, we compare the negative log-likelihood  $\ell$  and the rate function  $\rho$  for several common distributions.

It is easy to show that  $\mathbf{E} w$  is the unique minimizer of  $\rho$ , and  $\rho(\mathbf{E} w) = 0$ . (These properties derive from well-known properties of the cumulant generating function  $c$ , as well as basic facts of convex analysis.)

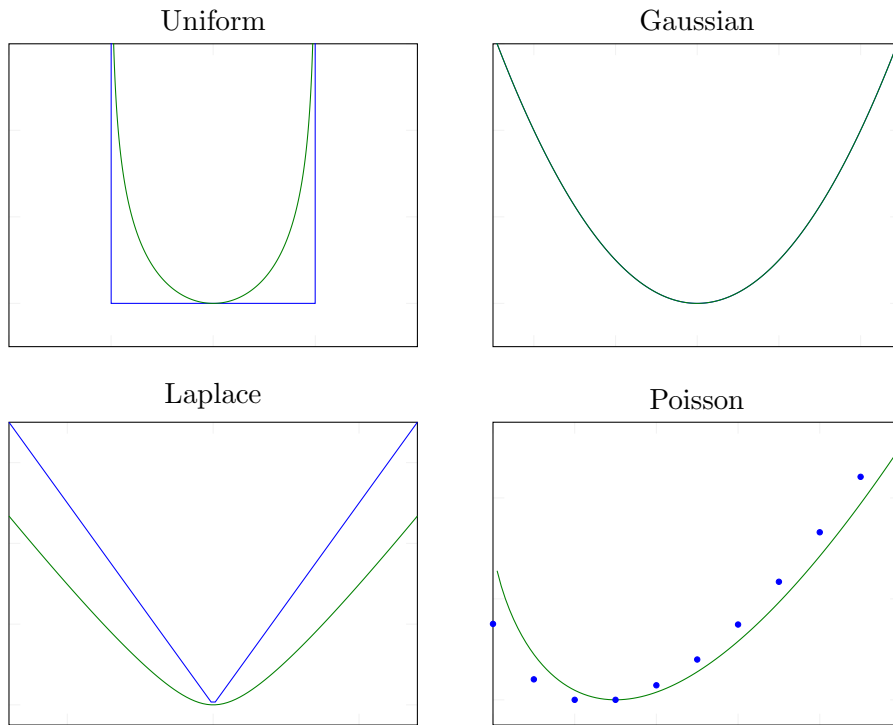


Figure 1: Rate functions  $\rho(x)$  (in green) and (shifted) negative log-likelihood functions  $\ell(x) - \ell(\mathbf{E}x)$  (in blue) for a uniform distribution, Gaussian distribution, Laplace distribution and Poisson distribution (with arrival rate 3).

**Risk bound.** Consider a convex function  $f : \mathbf{R}^n \rightarrow \mathbf{R}$  and a random variable  $w \in \mathbf{R}^n$  with rate function  $\rho$ . For  $\gamma \neq 0$ , the following inequality holds:

$$\frac{1}{\gamma} \sup_z (\gamma f(z) - \rho(z)) \leq R_\gamma(f(w)). \quad (2)$$

This inequality is proven in appendix A. It says that the value of  $f$  at a single, well-chosen point  $z$  approximates  $R_\gamma(f(w))$  once adjusted for the likelihood of  $z$ , as measured by  $\rho(z)$ .

When  $\gamma < 0$ , the quantity in the supremum is concave, and evaluating the bound involves solving a simple convex optimization problem. When  $\gamma > 0$ , we must instead maximize a difference of convex functions, which is computationally hard in general; we return to this issue in section 5.

**Comparison with Jensen’s inequality.** Take  $\gamma > 0$ . Because  $z = \mathbf{E} w$  is a valid choice in the left-hand side of (2), and because  $\rho(\mathbf{E} w) = 0$ , we have

$$f(\mathbf{E} w) \leq \frac{1}{\gamma} \sup_z (\gamma f(z) - \rho(z)) \leq R_\gamma(f(w)),$$

*i.e.*, the bound given above is stronger than Jensen’s inequality. In fact, as  $\gamma \rightarrow 0$ , the the choice of  $z$  in the supremum is dominated by  $\rho$ . Because  $z = \mathbf{E} w$  is the unique minimizer of  $\rho$ , and because  $\rho(\mathbf{E} w) = 0$ , the bound (2) therefore reduces to Jensen’s inequality in the risk-neutral case  $\gamma = 0$ .

### 3 Risk-sensitive control

**Dynamics.** Consider the affine stochastic dynamics

$$x_{t+1} = A_t x_t + B_t u_t + w_t, \quad t = 0, \dots, T-1, \quad (3)$$

defined over  $T$  time periods. Here  $x_t \in \mathbf{R}^n$  is the state, which has initial condition  $x_0 = x_{\text{init}}$ , and  $u_t \in \mathbf{R}^m$  is the control input. The matrices  $A_t$  and  $B_t$  are deterministic. The vectors  $w_t \in \mathbf{R}^n$  are random and independent across time periods, with distributions  $p_t$ , cumulant generating functions  $c_t$ , and rate functions  $\rho_t$ .

We use the compact notation

$$x = (x_0, \dots, x_T), \quad u = (u_0, \dots, u_{T-1}), \quad w = (w_0, \dots, w_{T-1}),$$

and denote by  $p$ ,  $c$ , and  $\rho$  the mean, probability distribution, cumulant generating function, and rate function of  $w$ .

**Policy.** A *policy*  $\pi$  is a function that maps the time period and state to a control input, *i.e.*,  $u_t = \pi_t(x_t)$ .

**Objective and problem.** The *risk-sensitive linear convex control problem* is to choose a policy that minimizes

$$J = R_\gamma \left( g_T(x_T) + \sum_{t=0}^{T-1} g_t(x_t, u_t) \right).$$

The stage cost functions  $g_t$  are convex for all  $t$ . We denote the infimum of  $J$  over all policies as  $J^*$ . For brevity, we'll simply refer this problem as the *stochastic problem*, in contrast to a deterministic approximation we introduce in the next section.

**Breakdown.** The stochastic control problem may be unbounded ( $J^* = -\infty$ ) or infeasible ( $J^* = \infty$ ). It may also be finite for some value of  $\gamma$ , but infinite for some larger value of  $\gamma$ . This phenomenon is called *neurotic breakdown*, and is simply a special interpretation of infeasibility due to a large value of  $\gamma$ . It may also be that  $J^*$  is finite for some value of  $\gamma$ , but is  $-\infty$  for some smaller value of  $\gamma$ . This is likewise called *euphoric breakdown*.

## 4 Prescient problem

If the noise  $w$  is known in advance, the stochastic control problem reduces to the *prescient problem*

$$\begin{aligned} & \text{minimize} && g_T(x_T) + \sum_{t=0}^{T-1} g_t(x_t, u_t) \\ & \text{subject to} && x_{t+1} = A_t x_t + B_t u_t + w_t, \quad t = 0, \dots, T-1 \\ & && x_0 = x_{\text{init}}. \end{aligned} \tag{4}$$

The variables are  $x$  and  $u$ . We denote by  $J_{\text{pr}}(w)$  the optimal value of (4) as a function of  $w$ . We note that  $J_{\text{pr}}$  is a convex function (of  $w$ ). In addition,  $J_{\text{pr}}(w)$  is random, because it depends on the random vector  $w$ .

**Prescient bound.** The prescient problem is related to the stochastic problem via the bound

$$R_\gamma(J_{\text{pr}}(w)) \leq J^* \tag{5}$$

which says that the risk-adjusted value of the prescient problem is less than the optimal value of the stochastic problem. This is true because the prescient control obtains the lowest cost for every value of  $w$  individually.

This bound is stronger than the weaker certainty equivalent bound  $J_{\text{pr}}(\mathbf{E} w) \leq J^*$  obtained by solving (4) with  $w$  replaced its mean  $\mathbf{E} w$ . Intuitively, the prescient bound ignores the information pattern of the control problem, but maintains the variability of  $w$ ; the certainty equivalent bound ignores the information pattern and the variability of  $w$ .

The prescient bound (5) can be evaluated numerically using Monte Carlo. However, it is not clear how to use this bound to formulate a heuristic MPC policy, which is our ultimate goal. We therefore pursue a different approach by applying the risk bound (2).

#### 4.1 Bounds via rate function

Here we combine the risk bound (2) with the prescient bound (5). We do this separately for the risk-seeking case and the risk-averse case.

**Risk-seeking case: Co-optimization over noise.** For  $\gamma < 0$ , we have

$$\inf_w \left( J_{\text{pr}}(w) - \frac{1}{\gamma} \rho(w) \right) \leq J^*. \quad (6)$$

The left-hand side can be evaluated by solving the convex optimization problem

$$\begin{aligned} \text{minimize} \quad & g_T(x_T) + \sum_{t=0}^{T-1} g_t(x_t, u_t) - (1/\gamma) \rho_t(w_t) \\ \text{subject to} \quad & x_{t+1} = A_t x_t + B_t u_t + w_t, \quad t = 0, \dots, T-1 \\ & x_0 = x_{\text{init}} \end{aligned} \quad (7)$$

with variables are  $x$ ,  $u$ , and  $w$ . The optimal  $w$  achieves the infimum in (6) and the corresponding  $x$  and  $u$  are optimal for problem (4) with this value of  $w$ .

Problem (7) has the following interpretation. In the risk-seeking case, we exhibit optimism, *i.e.*, we assume that the uncertain quantity  $w_t$  will turn out in our favor. In the resulting planning problem, we co-optimize over the input, state, and noise trajectories. We also ensure that  $w$  is reasonably likely by penalizing large values of  $\rho(w)$ . (A similar phenomenon appears in the LEQR case; see [Whi90b, §6.4].)

**Risk-averse case: Adversarial noise.** In the risk-averse case, we obtain

$$J_{\text{pr}}(w) - \frac{1}{\gamma} \rho(w) \leq J^*, \quad (8)$$

which holds for any value of  $w$ . This says that the value of problem (4), when adjusted to account for the likelihood of  $w$ , is a lower bound on the optimal value of the stochastic problem.

The tightest bound is obtained by maximizing the left-hand side over  $w$ . In theory, this task is computationally difficult, as it involves maximizing over the difference of two convex functions. However, a very good heuristic, called the *convex-concave procedure*, can be applied here, and is discussed further in section 5. Furthermore, even suboptimal values of  $w$  obtained by such a heuristic still produce a valid bound.

**Risk-neutral case: Ignoring noise.** As discussed in section 2, the bound (8) reduces to Jensen’s inequality as  $\gamma \rightarrow 0$ . In the context of the linear-convex control problem, this is the certainty equivalent bound

$$J_{\text{pr}}(\mathbf{E} w) \leq J^*.$$

This means that for risk-neutral control, both bounds reduce to the certainty equivalent bound.

## 4.2 Model predictive control

Here we propose a model predictive control policy based on the prescient problem (4). To do this, we define how the control input  $u_t$  is computed as a function of the current state  $x_t$  and time period  $t$ . We will explain how to do this when  $t = 0$  below. To define the policy for  $t = 1, \dots, T - 1$ , we simply define a new stochastic control problem with initial state  $x_t$  and horizon length  $T - t$ , and then calculate the optimal first control input for this problem. This approach is called *shrinking-horizon MPC* and is discussed in detail in [SBZ10, §4.2].

**Policy definition.** Now we discuss how to find the initial input  $u_0 = \pi_0(x_{\text{init}})$ . In the risk-seeking case, we simply solve problem (7), and use the optimal first control input  $u_0$ . In the risk-averse case, we carry out the following steps:

1. Find a maximizer  $w^*$  of  $J_{\text{pr}}(w) - (1/\gamma)\rho(w)$ .
2. Solve (4) using  $w = w^*$ , and take  $\pi_0(x_{\text{init}})$  to be an optimal value of the first control input  $u_0$ .

In the risk-averse case, this policy cannot be implemented exactly in practice, because step 1 involves maximizing over a difference of convex functions, which is a computationally hard problem. The maximization in step 1 can instead be carried out approximately using the convex–concave procedure, which is detailed in the next section.

## 5 Convex–concave procedure

In this section we describe how to use the convex–concave procedure to find the best bound in (8), *i.e.*, to approximately solve the problem

$$\text{maximize } J_{\text{pr}}(w) - \frac{1}{\gamma}\rho(w) \tag{9}$$

over the variable  $w \in \mathbf{R}^{nT}$ . In the MPC policy of section 4.2, this approximate method can be used in step 1 instead of carrying out the exact minimization over  $w$ . For more information on the convex–concave procedure, see [LB16].



## 5.1 Algorithm overview

Here we provide a high-level overview of the convex–concave procedure as applied to (9), and describe some of its properties. We start with the initial guess  $w^{(0)} = \mathbf{E} w$ . Given the previous iterate  $w^{(k-1)}$ , the next iterate  $w^{(k)}$  is defined by the following steps.

1. *Minorization.* Form a first-order approximation  $\hat{J}_{\text{pr}}(w; w^{(k-1)})$  of  $J_{\text{pr}}$  around  $w^{(k-1)}$ .
2. *Maximization.* Take  $w^{(k)} = \underset{w}{\operatorname{argmax}} \left( \hat{J}_{\text{pr}}(w; w^{(k-1)}) - \frac{1}{\gamma} \rho(w) \right)$ .

We now discuss some properties of the algorithm.

**Ascent property.** The sequence

$$J_{\text{pr}}(w^{(k)}) - \frac{1}{\gamma} \rho(w^{(k)}), \quad k = 0, 1, 2, \dots \quad (10)$$

is nondecreasing. We do not prove this here, but instead refer to [LB16, §1.3].

**Convergence.** Sequence (10) is bounded above by  $J^*$  due to the bound (8). When the stochastic control problem is feasible, *i.e.*,  $J^* \leq \infty$ , this sequence converges. We use this convergence result as a basis for a termination criterion.

## 5.2 Implementation

We now discuss implementation details of the algorithm, which greatly simplify the algorithm steps.

**Minorization step.** To form a first-order approximation of  $J_{\text{pr}}$ , we require a subgradient of  $J_{\text{pr}}$  with respect to  $w_t$ , for  $t = 0, \dots, T - 1$ . One such subgradient is an optimal dual variable  $\lambda_t$  for the time- $t$  dynamics constraint of problem (4). This means that a subgradient of  $J_{\text{pr}}(w)$  is  $\lambda = (\lambda_0, \dots, \lambda_{T-1}) \in \mathbf{R}^{nT}$  and a first-order approximation of  $J_{\text{pr}}$  around  $w'$  is

$$\hat{J}_{\text{pr}}(w, w') = J_{\text{pr}}(w') + \lambda^T (w - w').$$

Computing  $J_{\text{pr}}(w')$  and  $\lambda$  requires solving problem (4).

**Maximization step.** Next we maximize

$$\underbrace{J_{\text{pr}}(w') + \lambda^T (w - w')}_{\hat{J}_{\text{pr}}(w, w')} - \frac{1}{\gamma} \rho(w)$$

over  $w$ . We drop the constant term  $J_{\text{pr}}(w') - \lambda^T w'$  to obtain

$$\lambda^T w - \frac{1}{\gamma} \rho(w).$$

The unique maximizing value of  $w$  can be expressed in terms of the Fenchel conjugate of  $\rho$ , which is the cumulant generating function  $c$ . This maximizing value  $w^*$  is

$$w^* = \nabla c(\gamma \lambda).$$

Here  $\nabla c$  is the gradient of the cumulant generating function of random variable  $w$ .

**Final algorithm.** Starting with  $w^{(0)} = \mathbf{E} w$ , the iterates are defined as

1. *Minorization.* Compute  $\lambda$ , the vector of optimal dual variables for problem (4) with  $w = w^{(k-1)}$ .
2. *Maximization.* Compute  $w^{(k)} = \nabla c(\gamma \lambda)$ .

To check for convergence, we compute the terms in the sequence (10), noting that  $J_{\text{pr}}(w^{(k)})$  is computed as a by-product of solving problem (4) in the minorization step. We terminate the algorithm if the terms in this sequence do not increase more than some positive value  $\epsilon$  for a specified number of iterations.

## 6 LEQR

Here we consider the classical linear-exponential-quadratic regulator problem. In this case, we have  $g_T(x) = x^T Q x$  and

$$g_t(x, u) = x^T Q x + u^T R u, \quad t = 0, \dots, T-1.$$

where the matrices  $Q$  and  $R$  are positive semidefinite. We also have  $w_t \sim \mathcal{N}(0, \Sigma)$  for  $t = 0, \dots, T-1$ , which means the rate function is

$$\rho(w) = \frac{1}{2} \sum_{t=0}^{T-1} w_t^T \Sigma^{-1} w_t.$$

The present problem (4) is a deterministic linear-quadratic control problem:

$$\begin{aligned} & \text{minimize} && x_T^T Q x_T + \sum_{t=0}^{T-1} x_t^T Q x_t + u_t^T R u_t \\ & \text{subject to} && x_{t+1} = A x_t + B u_t + w_t, \quad t = 0, \dots, T-1 \\ & && x_0 = x_{\text{init}}. \end{aligned} \tag{11}$$

The optimal value  $J_{\text{pr}}(w)$  is a convex quadratic function of  $w$ . As a result, the left-hand side of the bound (2), which is  $J_{\text{pr}}(w) - (1/\gamma)\rho(w)$ , is also a quadratic

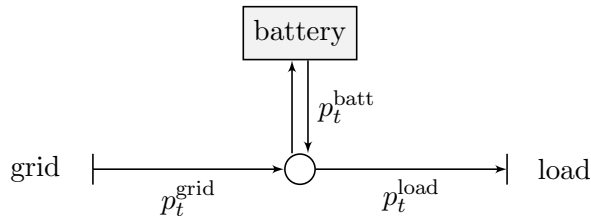


Figure 2: Battery charge control schematic.

function of  $w$ . The maximizing value of  $w$  can therefore be computed exactly, even in the risk-averse case. (Indeed, in the risk-averse case, the maximum value is finite if and only if this quadratic function is concave.) Furthermore, the MPC policy of section 4.2 is in fact optimal for LEQR. This is discussed in [Whi90b, §10].

In fact, it can be shown that this value of  $w$ , as well as the corresponding optimal  $x$  and  $u$  for (4), solve the system of linear equations

$$\begin{bmatrix} \bar{Q} & 0 & \bar{A}^T & E_0 \\ 0 & \bar{R} & \bar{B}^T & 0 \\ \bar{A} & \bar{B} & \gamma\bar{\Sigma} & 0 \\ E_0 & 0 & 0 & 0 \end{bmatrix} \begin{bmatrix} x \\ u \\ w \\ \nu \end{bmatrix} = \begin{bmatrix} 0 \\ 0 \\ 0 \\ x_{\text{init}} \end{bmatrix}$$

where  $\bar{Q} = \mathbf{diag}(Q, \dots, Q)$ ,  $\bar{R} = \mathbf{diag}(R, \dots, R)$ ,  $\bar{B} = \mathbf{diag}(B, \dots, B)$ ,  $\bar{\Sigma} = \mathbf{diag}(\Sigma, \dots, \Sigma)$ , and

$$\bar{A} = \begin{bmatrix} A & -I & & \\ & & \ddots & \\ & & & A & -I \end{bmatrix}, \quad E_0 = [I \quad 0 \quad \dots \quad 0].$$

(Here  $\nu$  is the Lagrange multiplier associated with the initial condition  $x_0 = x_{\text{init}}$ .)

## 7 Battery control example

We now demonstrate the risk-averse MPC policy on an example of controlling a battery to power an uncertain load while minimizing the cost of grid power. (See figure 2.)

### 7.1 Model

**Battery.** In time period  $t$ , the battery charge is  $q_t$  and the discharge power is  $p_t^{\text{batt}}$ . The battery dynamics are

$$q_{t+1} = q_t - hp_t^{\text{batt}} \quad t = 0, \dots, T,$$

where  $h$  is the length of a single time interval. The battery charge must satisfy  $0 \leq q_t \leq q^{\max}$  and the initial condition  $q_0 = q_{\text{init}}$ . Here  $p_t^{\text{batt}}$  is the amount of power discharged from the battery at time  $t$ .

**Grid connection.** The power from the grid at time  $t$  is  $p_t^{\text{grid}}$ . For each unit of energy purchased from the grid at time  $t$ , we pay  $c_t$  dollars; the total cost is  $h \sum_{t=0}^{T-1} c_t p_t^{\text{grid}}$ .

**Net power demand.** The load demand at time  $t$  is  $p_t^{\text{load}}$ . We assume the load is net of any solar or wind generation, and may therefore be negative. The load power demand must be met at every time period, *i.e.*,

$$p_t^{\text{load}} \leq p_t^{\text{grid}} + p_t^{\text{batt}}.$$

The net power demand is a stochastic process described by the first-order autoregressive model

$$p_{t+1}^{\text{load}} = \alpha p_t^{\text{load}} + (1 - \alpha) p_t^{\text{base}} + w_t. \quad (12)$$

Here  $p_t^{\text{base}}$  is the baseline power demand, *i.e.*, it is the typical demand that would be expected at time  $t$  in the absence of additional information. The coefficient  $\alpha > 0$  models reversion of the demand power to the baseline value. The noise  $w_t \sim \mathcal{N}(0, \sigma^2)$  is Gaussian and independent across time periods, with rate function is  $\rho(w) = w^T w / (2\sigma^2)$  and cumulant generating function  $c(z) = (\sigma^2/2) z^T z$ . This type of auto-regressive model with a baseline value is common; see [Moe+19, §A] for details.

**Prescient problem.** The problem of minimizing the cost of grid power can be cast as a linear convex stochastic control problem; the exact parametrization is given in appendix B. Here we simply note that the prescient problem (4) is

$$\begin{aligned} & \text{minimize} && h \sum_{t=1}^{T-1} c_t p_t^{\text{grid}} \\ & \text{subject to} && q_{t+1} = q_t - h p_t^{\text{batt}}, \quad t = 0, \dots, T-1 \\ & && 0 \leq q_t \leq q^{\max}, \quad t = 1, \dots, T \\ & && q_0 = q_{\text{init}} \\ & && p_{t+1}^{\text{load}} = \alpha p_t^{\text{load}} + (1 - \alpha) p_t^{\text{base}} + w_t, \quad t = 0, \dots, T-1 \\ & && p_t^{\text{load}} \leq p_t^{\text{batt}} + p_t^{\text{grid}}, \quad t = 0, \dots, T-1 \\ & && p_t^{\text{grid}} \geq 0. \end{aligned} \quad (13)$$

The variables are  $q_t$ , for  $t = 0, \dots, T$ , as well as  $p_t^{\text{grid}}$ ,  $p_t^{\text{batt}}$ , and  $p_t^{\text{load}}$ , for  $t = 0, \dots, T-1$ .

**Algorithm interpretation.** To carry out one iteration in the convex–concave procedure, we first solve the prescient policy (13), then set  $w^{(k)}$  to be the gradient of the cumulant generating function at the optimal dual variables  $\lambda$  of the load dynamics (12). The optimal dual variable  $\lambda_t$  can be interpreted as the price of energy at time  $t$  [Moe+19, §2.3]. This means that risk-averse MPC pessimistically assumes there will be greater demand precisely when the price of energy is high.

**Data.** We used the parameter values  $q^{\text{init}} = 2.5$  kWh,  $q^{\text{max}} = 5$  kWh, and  $\alpha = 0.5$ . The planning horizon is  $T = 300$  time steps, with the discretization interval  $h$  chosen so that the planning horizon  $hT$  is two days. The price of energy  $c$  is

$$c_t = \begin{cases} 15 \text{ ¢/kWh} & t \text{ is between 21:00 and 6:00} \\ 40 \text{ ¢/kWh} & t \text{ is between 13:00 and 19:00} \\ 25 \text{ ¢/kWh} & \text{otherwise.} \end{cases}$$

The baseline load  $p_t^{\text{bl}}$  is shown along with the results in figure 3. Note that power demand is low in the morning, negative in the afternoon (due to solar generation), and high in the evening.

## 7.2 Results

**Trajectory comparison.** In figure 3, we show three sets of trajectories for the battery charge control problem. Each set consists of the grid power consumption (top plot), the battery charge (middle plot), and the price of energy *i.e.*, the optimal dual variable for constraint (12) (bottom plot).

In blue, we plot the optimal trajectories for the prescient problem (4) with realized outcome  $w = \mathbf{E} w = 0$ . (This trajectory would be used by risk-neutral MPC to choose the first control input.) This plan begins charging the battery in the morning, relying on afternoon solar power to finish charging. The battery is discharged in the evening when grid power is expensive and the demand is high. The local price of energy is flatter than the grid price, because we use the battery to shift our power purchases to be earlier in the day.

In green, we plot the optimal trajectory for (4), where  $w$  is chosen adversarially, *i.e.*, it optimizes the bound (8) with  $\gamma = 2$ . (This trajectory would be used by risk-averse MPC.) This plan charges the battery completely in the morning, because it assumes no excess solar production in the afternoon. The local price of energy is higher than in the case  $w = 0$ , because we pessimistically assume higher power demand, especially during peak hours.

Finally, the trajectory in red is a closed-loop simulation of risk-averse MPC under the outcome  $w = \mathbf{E} w = 0$ . This means that although the policy is planning against an adversarial outcome, the true outcome is not chosen adversarially. This allows us to compare risk-averse MPC against the optimal prescient plan for this particular outcome (shown in blue). Because of our pessimism, we charge more aggressively

in the morning than the blue (risk-neutral) trajectory, because we are planning for higher demand throughout the day. Because the true outcome is  $w = \mathbf{E} w = 0$ , this pessimism is misplaced (in this particular example), and the local price of energy is more uneven than for the optimal risk-neutral trajectory, *i.e.*, risk-averse MPC produces more price fluctuations. This is because the policy has saved too much energy in the morning, and has a surplus in the afternoon, causing the price to decrease.

**Cost distribution.** In figure 4, we show the distribution of costs

$$C = g_T(x_T) + \sum_{t=0}^{T-1} g_t(x_t, u_t)$$

achieved for risk neutral MPC ( $\gamma = 0$ ) and risk-averse MPC ( $\gamma = 2$  and  $\gamma = 5$ ). Risk-averse MPC reduces the probability of achieving a very high cost.

We also show the risk-adjusted cost  $J = R_\gamma(C)$ , obtained in closed loop, for all three values of  $\gamma$ . As expected, risk-averse MPC reduces  $J$  when  $\gamma$  is high, *i.e.*, when the ‘true’ cost is risk averse. When the true cost function is risk-neutral, *i.e.*, when  $J$  is evaluated using  $\gamma = 0$  (shown by vertical blue lines in figure 4), we observe a suprising result: the performance of risk-averse MPC is comparable to risk-neutral MPC. We suspect the cautious planning of risk-averse MPC helps avoid being caught mid-day with little battery charge, and therefore having to purchase grid power when it is most expensive. (This phenomenon does not hold for all examples; for example, for the LQR problem, risk-neutral MPC is in fact optimal, and risk-averse policies are suboptimal in general when the true cost is risk neutral.)

## 8 Conclusion

In this paper, we address risk-sensitive convex stochastic control problems by approximating them as deterministic optimization problems. In future work, we hope to expand the set of problems that can be addressed by these techniques. In particular, we will minimize a sum of exponentials of convex stage costs instead of an exponential of a sum of convex stage costs. This allows us to consider other interesting risk-averse problems, such as the Merton’s consumption–investment problem.

## References

- [BBM17] F. Borrelli, A. Bemporad, and M. Morari. *Predictive control for linear and hybrid systems*. Cambridge University Press, 2017.
- [Ber17] D. P. Bertsekas. *Dynamic programming and optimal control*. Vol. 4. Athena scientific, 2017.

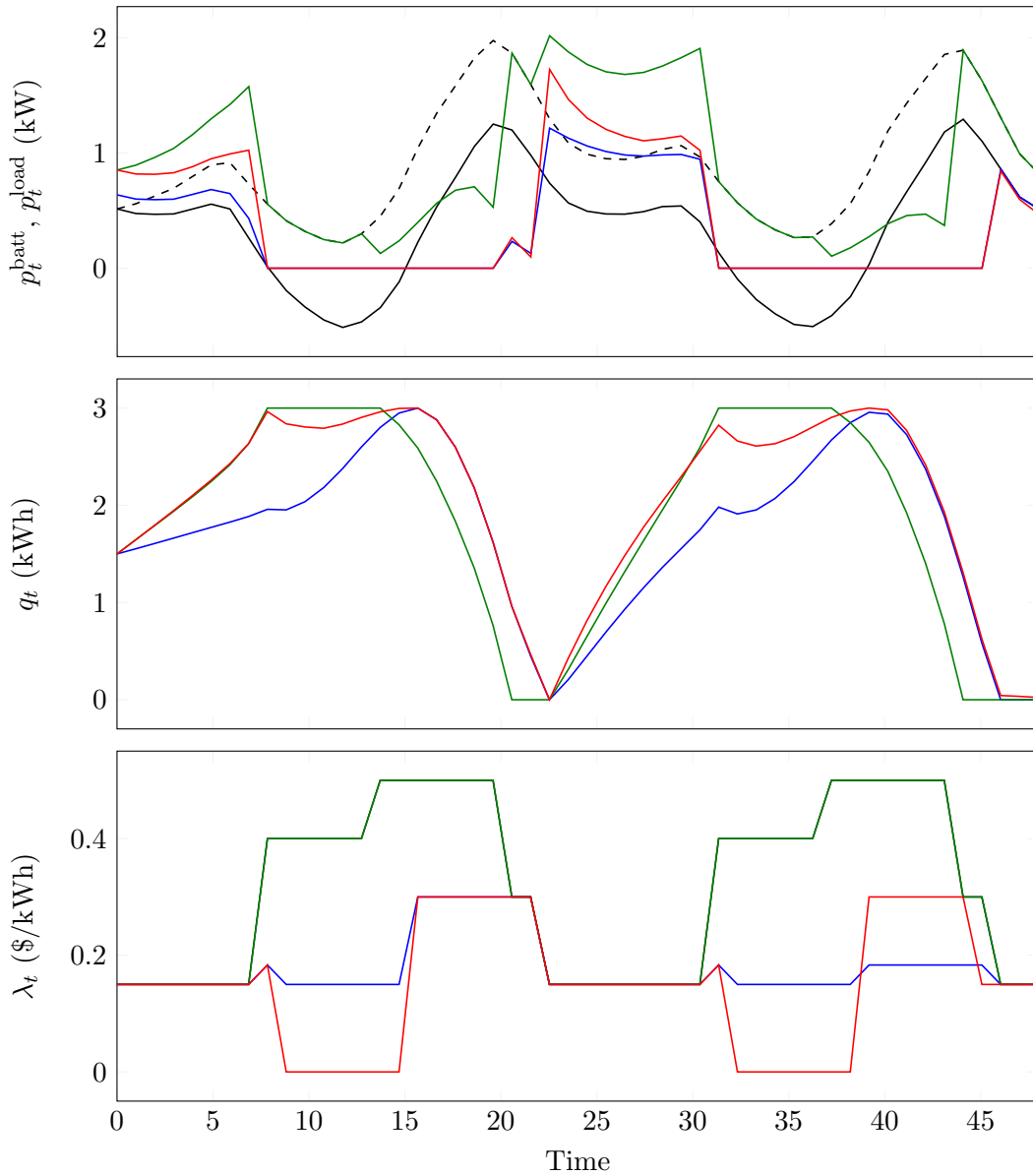


Figure 3: Three trajectories for the battery control example: risk-neutral control under the most likely outcome  $w = \mathbf{E}w = 0$  (blue), risk-averse control with the projected unfavorable outcome for  $w$  (green), and risk-averse control under the most likely outcome  $w = \mathbf{E}w = 0$  (red). The solid black curve shows the mean power demand (with  $w = 0$ ), and the dashed black curve shows the power demand under the unfavorable outcome.

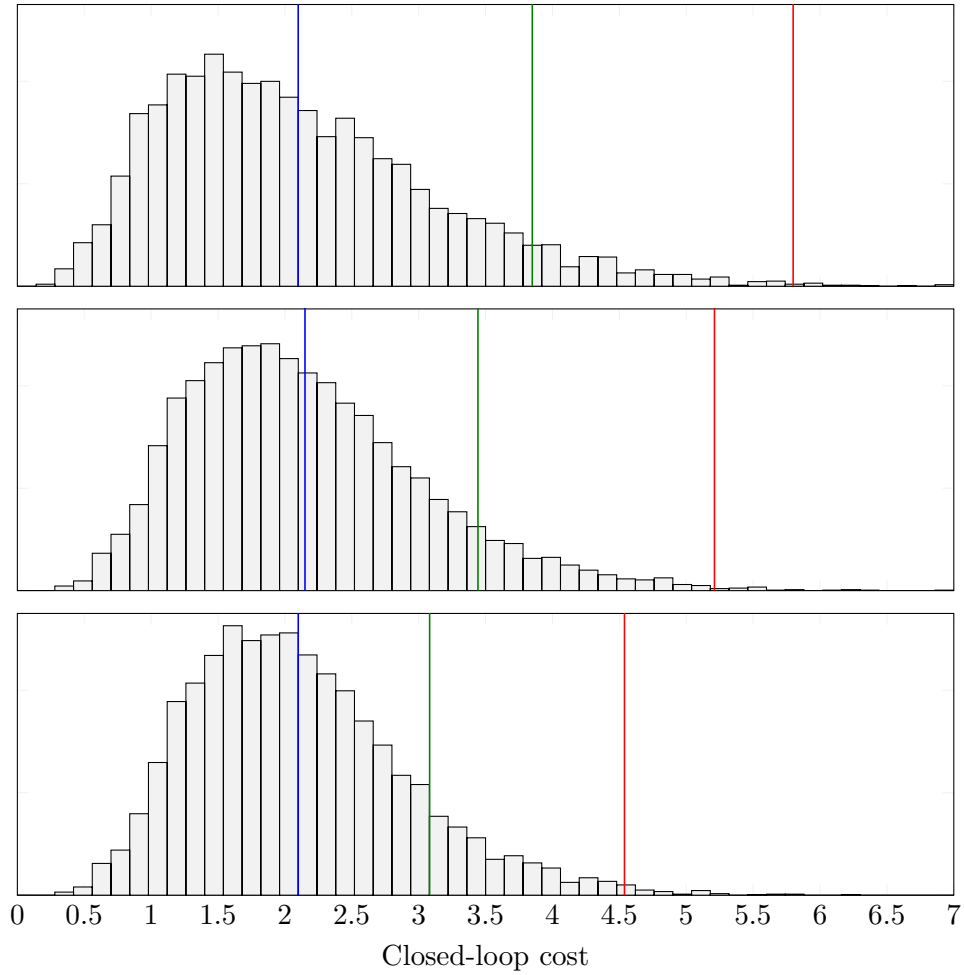


Figure 4: The distribution of costs  $C$  obtained using the MPC policy with risk aversion parameter  $\gamma = 0$  (top),  $\gamma = 2$  (middle), and  $\gamma = 5$  (bottom). The vertical lines show the values of  $J = R_\gamma(C)$  obtained in closed loop, evaluated for all three values of  $\gamma$  ( $\gamma = 0$  in blue,  $\gamma = 2$  in green, and  $\gamma = 5$  in red).



- [FB15] F. Farshidian and J. Buchli. “Risk-sensitive, nonlinear optimal control: Iterative linear-exponential-quadratic optimal control with Gaussian noise”. arXiv preprint. 2015.
- [KH06] W. H. Kwon and S. H. Han. *Receding horizon control: Model predictive control for state models*. Springer, 2006.
- [LB16] T. Lipp and S. Boyd. “Variations and extensions of the convex–concave procedure”. In: *Optimization and Engineering* 17.2 (2016), pp. 263–287.
- [Moe+19] N. Moehle et al. “Dynamic energy management”. In: *Large Scale Optimization in Supply Chains and Smart Manufacturing*. Springer, 2019, pp. 69–126.
- [Rou+20] V. Roulet et al. “On the convergence of the iterative linear exponential quadratic Gaussian algorithm to stationary points”. In: *2020 American Control Conference (ACC)*. IEEE. 2020, pp. 132–137.
- [SBZ10] J. Skaf, S. Boyd, and A. Zeevi. “Shrinking-horizon dynamic programming”. In: *International Journal of Robust and Nonlinear Control* 20.17 (2010), pp. 1993–2002.
- [Whi12] P. Whittle. *Probability via expectation*. Springer, 2012.
- [Whi90a] P. Whittle. “A risk-sensitive maximum principle”. In: *Systems and Control Letters* 15.3 (1990), pp. 183–192.
- [Whi90b] P. Whittle. *Risk-sensitive Optimal Control*. John Wiley and Sons, 1990.

## A Proof of risk bound

Here we prove inequality (2).

**Affine functions.** First consider the case that  $f$  is affine, *i.e.*,  $f(z) = a^T z + b$ . From the definitions of the risk operator and cumulant generating function, it can be verified that

$$R_\gamma(f(w)) = \frac{1}{\gamma} c(\gamma a) + b.$$

Because the cumulant generating function is the conjugate of the rate function, this is

$$R_\gamma(f(w)) = \frac{1}{\gamma} \sup_z (\gamma a^T z + \gamma b - \rho(z)) = \frac{1}{\gamma} \sup_z (\gamma f(z) - \rho(z)), \quad (14)$$

*i.e.*, the bound holds with equality for affine functions.

**Convex functions.** If  $f$  is convex, we apply (14) to  $\hat{f}$ , a first-order Taylor expansion of  $f$  around a maximizing value of  $z$ , such that  $\hat{f} \leq f$  and

$$\sup_z (\gamma \hat{f}(z) - \rho(z)) = \sup_z (\gamma f(z) - \rho(z)). \quad (15)$$

(If no such maximizer exists,  $\hat{f}$  is a limit of Taylor expansions around a sequence of points that attain the supremum in the limit.) From this we obtain

$$\begin{aligned} R_\gamma(f(x)) &\geq R_\gamma(\hat{f}(x)) \\ &= \frac{1}{\gamma} \sup_z (\gamma \hat{f}(z) - \rho(z)) \\ &= \frac{1}{\gamma} \sup_z (\gamma f(z) - \rho(z)). \end{aligned}$$

The first line follows from  $\hat{f} \leq f$ , the second line from (14) applied to the affine function  $\hat{f}$ , and the third line from (15).

## B Parametrization of battery example

We can express the battery charge control problem as a linear convex stochastic control problem with dynamics given by (3) with state  $x_t = (q_t, p_t^{\text{load}})$ , input  $u_t = (p_t^{\text{batt}}, p_t^{\text{grid}})$ , and noise  $w'_t = (1 - \alpha)p_t^{\text{base}} + w_t$ . The dynamics parameters are

$$A_t = \begin{bmatrix} 1 & 0 \\ 0 & \alpha \end{bmatrix}, \quad B_t = \begin{bmatrix} -h & 0 \\ 0 & 0 \end{bmatrix},$$

and the stage cost functions are

$$g_t(x_t, u_t) = \begin{cases} hc_t p_t^{\text{grid}} & p_t^{\text{load}} \leq p_t^{\text{grid}} + p_t^{\text{batt}}, 0 \leq q \leq q^{\text{max}}, p_t^{\text{grid}} \geq 0 \\ \infty & \text{otherwise.} \end{cases}$$