

Functional Observers with Linear Error Dynamics for Nonlinear Systems

Costas Kravaris* and Sunjeev Venkateswaran

Texas A&M University, College Station, TX 77843-3122 USA

**Corresponding author. Email: kravaris@tamu.edu*

Abstract: In this work, the problem of designing observers for estimating a single nonlinear functional of the state is formulated for general nonlinear systems. Notions of functional observer linearization are also formulated, in terms achieving exactly linear error dynamics in transformed coordinates and with prescribed rate of decay of the error. Necessary and sufficient conditions for the existence of a lower-order functional observer with linear dynamics are derived. The results provide a direct generalization of Luenberger's linear theory of functional observers to nonlinear systems.

Keywords: Functional observers, exact linearization, observer design, chemical process applications.

1. INTRODUCTION

The problem of estimating a function of the state vector, without the need of estimating the entire state vector, arises in many applications. The design of output feedback controllers based on a state feedback design is a classical example, where it is only the state feedback function that needs to be estimated and not the entire state vector. Another class of applications is related to the design of inferential control systems, where one output is measured and a different output, which is unmeasured, needs to be regulated. From a practical point of view, the most common class of applications is related to condition monitoring of dynamic systems, for the purpose of fault detection.

These applications motivate the development of functional observers, the aim being a reduction of dimensionality relative to a full-state observer. The notion of a functional observer was first defined in Luenberger's pioneer work on observers for linear multivariable systems [1, 2]. Luenberger proved that for a linear system, it is feasible to construct a functional observer with number of states equal to observability index minus one.

The basic theory of linear functional observers can be found in standard linear systems texts, e.g. [3]. In recent years, there has been a renewed interest in linear functional observers [4-9], the goal being to find the smallest possible order of the linear functional observer.

For nonlinear systems, there have been significant developments in the theory of full-state observers, with a variety of methods and approaches. In particular, in the context of exact linearization methods [10-17], Luenberger theory for full-state observers has been extended to nonlinear systems in a direct and analogous manner. The main goal of the present work is to develop a direct generalization of Luenberger's functional observers to nonlinear systems.

An important issue in the design of functional observers arises from the fact that accurate modeling of a real system is difficult and unknown disturbances/ uncertainties could hamper convergence of the estimate to its true value. This motivates imposing disturbance decoupling requirements in the design of a functional observer. For linear systems, necessary and sufficient conditions have been derived for the existence of disturbance decoupled functional observers using different approaches such as matrix pencil [18], geometric [19], and rational matrix operations [20], and parametric approaches [21]. There have also been efforts seeking extensions to nonlinear systems in the context of fault diagnosis, but so far limited to special classes of nonlinear systems, e.g. in the presence of an additive Lipschitz function of the output to be estimated [22].

The present work studies the design of functional observers for nonlinear systems from the point of view of exact observer error linearization. Necessary and sufficient conditions for the existence of functional observers with linear error dynamics are derived, leading to simple formulas for observer design with eigenvalue assignment. In particular, in the present work, we consider unforced nonlinear systems of the form

$$\begin{aligned}\frac{dx}{dt} &= F(x) \\ y &= H(x) \\ z &= q(x)\end{aligned}\tag{1.1}$$

where:

- $x \in \mathbb{R}^n$ is the system state
- $y \in \mathbb{R}^p$ is the vector of measured outputs
- $z \in \mathbb{R}$ is the (scalar) output to be estimated

and $F: \mathbb{R}^n \rightarrow \mathbb{R}^n$, $H: \mathbb{R}^n \rightarrow \mathbb{R}^p$, $q: \mathbb{R}^n \rightarrow \mathbb{R}$ are smooth nonlinear functions. The objective is to construct a functional observer of order $v < n$, which generates an estimate of the output z , driven by the output measurement y .

Section 2 will define the notion of functional observer for a system of the form (1.1) in a completely analogous manner to Luenberger's definition for linear systems. Section 3 will provide two motivating examples of reactor monitoring problems, where a low-order functional observer can be constructed guided by physical intuition. These will motivate our line of attack for the functional observer design problem, outlined in Section 4. Section 5 will define notions of exact linearization for the functional observer problem, in the same vein as they have been defined for full-state observers in the literature. Section 6 will develop necessary and sufficient conditions for the solution of the total linearization problem, as well as a simple formula for the resulting functional observer. The results of Section 6 will be specialized to linear time-invariant systems in Section 7, leading to simple and easy-to-check conditions for the design of lower-order functional observers. In Section 8, necessary and sufficient conditions for solvability of a more general functional observer linearization problem will be derived. Finally, Section 9 will examine the design of disturbance decoupled functional observers with linear error dynamics, which are unaffected by a given set of

disturbances. The theoretical results of Sections 6, 8 and 9 will be applied to the same reactor monitoring problems introduced in Section 3.

2. DEFINITION OF A FUNCTIONAL OBSERVER FOR A NONLINEAR DYNAMIC SYSTEM

In complete analogy to Luenberger's construction for the linear case, we seek for a mapping

$$\xi = \mathcal{T}(x) = \begin{bmatrix} \mathcal{T}_1(x) \\ \vdots \\ \mathcal{T}_v(x) \end{bmatrix} \quad (2.1)$$

from \mathbb{R}^n to \mathbb{R}^v , to immerse system (1.1) to a v -th order system ($v < n$), with input y and output z :

$$\begin{aligned} \frac{d\xi}{dt} &= \varphi(\xi, y) \\ z &= \omega(\xi, y) \end{aligned} \quad (2.2)$$

where $\varphi: \mathbb{R}^n \times \mathbb{R}^p \rightarrow \mathbb{R}^v$, $\omega: \mathbb{R}^n \times \mathbb{R}^p \rightarrow \mathbb{R}$, the aim being that system (2.2), driven by the measured output y of (1.1), can generate an estimate of unmeasured output z of (1.1).

But in order for system (1.1) to be mapped to system (2.2) under the mapping $\mathcal{T}(x)$, the following relations have to hold:

$$\frac{\partial \mathcal{T}}{\partial x}(x)F(x) = \varphi(\mathcal{T}(x), H(x)) \quad (2.3)$$

$$q(x) = \omega(\mathcal{T}(x), H(x)) \quad (2.4)$$

The foregoing considerations lead to the following definition of a functional observer:

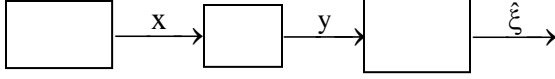
Definition 1: *Given a dynamic system*

$$\begin{aligned} \frac{dx}{dt} &= F(x) \\ y &= H(x) \\ z &= q(x) \end{aligned} \quad (1.1)$$

where $F: \mathbb{R}^n \rightarrow \mathbb{R}^n$, $H: \mathbb{R}^n \rightarrow \mathbb{R}^p$, $q: \mathbb{R}^n \rightarrow \mathbb{R}$ are smooth nonlinear functions, y is the vector of measured outputs and z is the output to be estimated, the system

$$\begin{aligned} \frac{d\hat{\xi}}{dt} &= \varphi(\hat{\xi}, y) \\ \hat{z} &= \omega(\hat{\xi}, y) \end{aligned} \quad (2.5)$$

where $\varphi: \mathbb{R}^n \times \mathbb{R}^p \rightarrow \mathbb{R}^v$, $\omega: \mathbb{R}^n \times \mathbb{R}^p \rightarrow \mathbb{R}$ ($v < n$) is called a functional observer for (1.1), if in the series connection



the overall dynamics

$$\begin{aligned}\frac{dx}{dt} &= F(x) \\ \frac{d\hat{\xi}}{dt} &= \varphi(\hat{\xi}, H(x))\end{aligned}\tag{2.6}$$

possesses an invariant manifold $\hat{\xi} = \mathcal{T}(x)$ with the property that $q(x) = \omega(\mathcal{T}(x), H(x))$.

In the above definition, the requirement that $\hat{\xi} = \mathcal{T}(x)$ is an invariant manifold of (2.6), i.e. that

$\hat{\xi}(0) = \mathcal{T}(x(0)) \Rightarrow \hat{\xi}(t) = \mathcal{T}(x(t)) \quad \forall t > 0$, translates to $\frac{\partial \mathcal{T}}{\partial x}(x)F(x) = \varphi(\mathcal{T}(x), H(x))$, which is condition (2.3) stated earlier.

If the functional observer (2.5) is initialized consistently with the system (1.1) i.e. if

$\hat{\xi}(0) = \mathcal{T}(x(0))$, then $\hat{\xi}(t) = \mathcal{T}(x(t))$, and therefore

$$\hat{z}(t) = \omega(\hat{\xi}(t), y(t)) = \omega(\mathcal{T}(x(t)), H(x(t))) = q(x(t)) \quad \forall t > 0$$

which means that the functional observer will be able to exactly reproduce $z(t)$.

In the presence of initialization errors, additional stability requirements will need to be imposed on the $\hat{\xi}$ -dynamics, for the estimate $\hat{z}(t)$ to asymptotically converge to $z(t)$.

At this point, it is important to examine the special case of a linear system, where

$F(x) = Fx$, $H(x) = Hx$, $q(x) = qx$ with F , H , q being $n \times n$, $p \times n$, $1 \times n$ matrices respectively,

and a linear mapping $\mathcal{T}(x) = Tx$ is considered. Definition 1 tells us that for a linear time-invariant system

$$\begin{aligned}\frac{dx}{dt} &= Fx \\ y &= Hx \\ z &= qx\end{aligned}\tag{2.7}$$

the system

$$\begin{aligned}\frac{d\hat{\xi}}{dt} &= A\hat{\xi} + By \\ \hat{z} &= C\hat{\xi} + Dy\end{aligned}\tag{2.8}$$

will be a functional observer if the following conditions are met:

$$\mathbf{TF} = \mathbf{AT} + \mathbf{BH} \quad (2.9)$$

$$\mathbf{q} = \mathbf{CT} + \mathbf{DH} \quad (2.10)$$

for some $v \times n$ matrix \mathbf{T} . These are exactly Luenberger's conditions for a functional observer for a linear time-invariant system [2].

3. TWO MOTIVATING EXAMPLES: OBSERVERS FOR REACTOR MONITORING

3.1 Chemical reactor with hazardous reactants

Consider a non-isothermal Continuous Stirred Tank Reactor (CSTR) where an exothermic chemical reaction $A+B \rightarrow C+D$ takes place. The reactor is cooled through a cooling jacket. The reactor dynamics can be modelled through standard component mass balances and energy balances, assuming constant volume and constant thermophysical properties, as follows ([23]):

$$\begin{aligned} \frac{dc_A}{dt} &= \frac{F}{V}(c_{A_{in}} - c_A) - \mathcal{R}(c_A, c_B, \theta) \\ \frac{dc_B}{dt} &= \frac{F}{V}(c_{B_{in}} - c_B) - \mathcal{R}(c_A, c_B, \theta) \\ \frac{d\theta}{dt} &= \frac{F}{V}(\theta_{in} - \theta) + \frac{(-\Delta H)_R}{\rho c_p} \mathcal{R}(c_A, c_B, \theta) - \frac{UA}{\rho c_p V}(\theta - \theta_J) \\ \frac{d\theta_J}{dt} &= \frac{F_J}{V_J}(\theta_{J_{in}} - \theta_J) + \frac{UA}{\rho_J c_{p_J} V_J}(\theta - \theta_J) \end{aligned} \quad (3.1)$$

where c_A and c_B are the concentrations of species A and B respectively in the reacting mixture, θ and θ_J are the temperatures of the reacting mixture and the jacket fluid respectively; these are the system states. The function $\mathcal{R}(c_A, c_B, \theta)$ represents the reaction rate and it is a given algebraic function, specified in terms of an empirical correlation. The rest of the symbols represent constant parameters: $c_{A_{in}}$ and $c_{B_{in}}$ are the feed concentrations of species A and B respectively, F and F_J are the feed and coolant flowrates respectively, V and V_J are the reactor volume and cooling jacket volume respectively, $(-\Delta H)_R$ is the heat of reaction, ρ, c_p and ρ_J, c_{p_J} are the densities and heat capacities of the reactor contents and cooling fluid respectively, U and A are the overall heat transfer coefficient and heat transfer area respectively.

When the reactants A and B are potentially hazardous, special precautions are taken in terms of using relatively dilute feeds and the reaction taking place at a relatively low temperature. In terms of monitoring the operation of the reactor, the temperature θ of the reacting mixture as well as the total sum of hazardous chemicals' concentrations $c_A + c_B$ are critical quantities to be monitored. Temperature is easy and inexpensive to measure, but concentrations generally need to be estimated from temperature measurements. Consider therefore the problem of building an observer for the dynamic system (3.1), driven by the temperature measurements

$$\begin{aligned} y_1 &= \theta \\ y_2 &= \theta_J \end{aligned} \quad (3.2)$$

the objective being to estimate the sum of the reactant concentrations

$$z = c_A + c_B \quad (3.3)$$

One way to approach this problem is by designing a nonlinear state observer, full-order or reduced-order, to estimate both concentrations c_A and c_B . However, because it is only their sum that is needed, this problem has a much simpler solution.

From the dynamic model (3.1), one can verify that the quantity

$$\xi = \frac{1}{2} \left[(c_{A_{in}} - c_A) + (c_{B_{in}} - c_B) \right] (-\Delta H)_R + \rho c_p (\theta_{in} - \theta) \quad (3.4)$$

follows the differential equation

$$\frac{d\xi}{dt} = -\frac{F}{V} \xi + \frac{UA}{V} (\theta - \theta_J) \quad (3.5)$$

Moreover, because θ and θ_J are measurable, the output z can be directly calculated from ξ via (3.4):

$$c_A + c_B = (c_{A_{in}} + c_{B_{in}}) - \frac{2}{(-\Delta H)_R} \xi + \frac{2\rho c_p}{(-\Delta H)_R} (\theta_J - \theta)$$

Thus, the dynamic system

$$\begin{aligned} \frac{d\hat{\xi}}{dt} &= -\frac{F}{V} \hat{\xi} + \frac{UA}{V} (y_1 - y_2) \\ \hat{z} &= (c_{A_{in}} + c_{B_{in}}) - \frac{2}{(-\Delta H)_R} \hat{\xi} + \frac{2\rho c_p}{(-\Delta H)_R} (\theta_{in} - y_1) \end{aligned} \quad (3.6)$$

defines a functional observer. This is generated through the immersion map

$$\xi = \mathcal{T}(c_A, c_B, \theta, \theta_J) = \frac{1}{2} \left[(c_{A_{in}} - c_A) + (c_{B_{in}} - c_B) \right] (-\Delta H)_R + \rho c_p (\theta_{in} - \theta) \quad (3.7)$$

that has all the required properties specified in Definition 1. Moreover, the observer's error dynamics is linear:

$$\begin{aligned} \frac{d(\hat{\xi} - \xi)}{dt} &= -\frac{F}{V} (\hat{\xi} - \xi) \\ \hat{z} - z &= -\frac{2}{(-\Delta H)_R} (\hat{\xi} - \xi) \end{aligned} \quad (3.8)$$

and, because $F/V > 0$, the error $(\hat{z} - z)$ asymptotically approaches zero.

It should be noted that the quantity ξ defined by (3.4) is a “reaction invariant” for the reactor described by (3.1), in the sense that its dynamics is unaffected by the extent of the chemical reaction(s). ξ is equal to the sum of the average heat of reaction released by the conversion of the reactants A and B, plus the difference in total enthalpy between feed and reactor contents.

3.2 Anaerobic Digester

Anaerobic digestion is a complex biochemical process, in which organic compounds are mineralised to biogas (a useful energy product), consisting primarily of methane and carbon dioxide. Anaerobic digestion of a soluble substrate can be modelled as a two-step process: the organic soluble substrate is first converted to a volatile fatty acid mixture by acidogenic bacteria and then the acids are utilized by methanogenic bacteria to form the biogas [24]. Assuming that the anaerobic digestion takes place in a CSTR and that the feed only contains soluble substrate (no biomass and no volatile fatty acids), the mathematical description of the anaerobic digester dynamics takes the form ([25] [26]):

$$\begin{aligned}
\frac{dX_1}{dt} &= -DX_1 + \mu_1(S_1)X_1 \\
\frac{dS_1}{dt} &= D(S_0 - S_1) - \frac{1}{Y_1} \mu_1(S_1)X_1 \\
\frac{dX_2}{dt} &= -DX_2 + \mu_2(S_2)X_2 \\
\frac{dS_2}{dt} &= -DS_2 + c_{12} \frac{1}{Y_1} \mu_1(S_1)X_1 - \frac{1}{Y_2} \mu_2(S_2)X_2
\end{aligned} \tag{3.9}$$

where S_1 and S_2 are the concentrations of the soluble organic substrate and volatile fatty acids respectively, X_1 and X_2 are the concentrations of acidogenic and methanogenic biomass respectively; these are the system states. D is the dilution rate, S_0 is the concentration of organic substrate in the feed, Y_1 and Y_2 are the yield coefficients for the acidogenic and methanogenic biomass respectively, c_{12} is the stoichiometric coefficient of conversion of organic substrate to volatile fatty acids; these are all constant parameters. The functions $\mu_1(S_1)$ and $\mu_2(S_2)$ are the specific growth rates of acidogenic and methanogenic bacteria respectively; they are given algebraic functions, specified in terms of empirical correlations. For example, the Monod expression is frequently used, where $\mu_1(S_1) = \frac{\mu_{max1}S_1}{K_{s1}+S_1}$ and $\mu_2(S_2) = \frac{\mu_{max2}S_2}{K_{s2}+S_2}$, with parameters μ_{max1} , μ_{max2} the maximum specific growth rates, and K_{s1} , K_{s2} the saturation constants.

During the operation of an anaerobic digester, the methane production rate is always measured, and it is proportional to the growth rate of methanogenic bacteria $\mu_2(S_2)$; all other quantities are difficult to measure. In terms of monitoring, the critical quantity is the concentration of volatile fatty acids, as it is directly related to performance and even survival of methanogenic bacteria. A high concentration of volatile fatty acids may result in loss of methanogenic biomass ([25] [26]).

The foregoing considerations pose the problem of building a functional observer for the dynamic system (3.9), driven by the methane production rate measurement

$$y = Y_m \mu_2(S_2) X_2 \tag{3.10}$$

where Y_m is the yield coefficient for methane production, the objective being to estimate the concentration of volatile fatty acids

$$z = S_2 \tag{3.11}$$

From the dynamic model (3.9), one can see that the quantity $\xi = X_2$ is related to the output measurement y through the differential equation:

$$\frac{d\xi}{dt} = -D\xi + \frac{1}{Y_m} y \quad (3.12)$$

and from (3.10), that the output to be estimated $z = S_2$ can be directly calculated by solving

$$Y_m \mu_2(z) \xi = y \quad (3.13)$$

as long as $\mu_2(\square)$ is an invertible function. Thus, the dynamic system

$$\begin{aligned} \frac{d\hat{\xi}}{dt} &= -D\hat{\xi} + \frac{1}{Y_m} y \\ \hat{z} \text{ is the solution of } \frac{y}{Y_m \mu_2(\hat{z})} &= \hat{\xi} \end{aligned} \quad (3.14)$$

defines a functional observer. In the case of Monod kinetics, where $\mu_2(S_2) = \frac{\mu_{max2} S_2}{K_{s2} + S_2}$, the observer output takes the form $\hat{z} = \frac{K_{s2} y}{Y_m \mu_{max2} \hat{\xi} - y}$.

The observer (3.14) is generated through the immersion map

$$\xi = \mathcal{T}(X_1, S_1, X_2, S_2) = X_2 \quad (3.15)$$

that has all the required properties specified in Definition 1. Moreover, the observer's error dynamics is linear:

$$\begin{aligned} \frac{d(\xi - \hat{\xi})}{dt} &= -D(\xi - \hat{\xi}) \\ \left(\frac{1}{\mu_2(\hat{z})} - \frac{1}{\mu_2(z)} \right) \frac{y}{Y_m} &= (\xi - \hat{\xi}) \end{aligned} \quad (3.16)$$

and, because $D > 0$, the error $(\hat{\xi} - \xi)$ asymptotically approaches zero. Using positivity arguments ((3.9) is a positive system, i.e. all states are positive when the initial conditions are positive), as well as the invertibility of the function $\mu_2(\square)$, the end result is that \hat{z} approaches z asymptotically.

3.3 Common features of the two examples

Both examples are representative of important observer problems arising in the monitoring of chemical and biochemical reactors. In both examples, the solution was derived driven by physical intuition: in the first one, the functional observer state was a reaction invariant, a quantity arising in the analysis of chemical reactors; in the second case, one of the reaction rates was directly measured, and this enabled calculation of one concentration based on an estimate of the other. A very important common feature of the two examples is that the error dynamics of the functional observer is linear. This is expected to be the case in many other reactor monitoring problems, even though physical intuition alone may be insufficient to derive a solution to the functional observer problem. This is the motivation for deriving theoretical tools that can be used in a general setting.

4. DESIGNING LOWER-ORDER FUNCTIONAL OBSERVERS

For the design of a functional observer, one must be able to find a continuously differentiable

map $\mathcal{T}(x) = \begin{bmatrix} \mathcal{T}_1(x) \\ \vdots \\ \mathcal{T}_v(x) \end{bmatrix}$ to satisfy conditions (2.3) and (2.4), i.e. such that:

- $\frac{\partial \mathcal{T}_j}{\partial x}(x)F(x)$, $j=1, \dots, v$ is a function of $\mathcal{T}_1(x), \dots, \mathcal{T}_v(x), H(x)$
- $q(x)$ is a function of $\mathcal{T}_1(x), \dots, \mathcal{T}_v(x), H(x)$

However, such scalar functions $\mathcal{T}_1(x), \dots, \mathcal{T}_v(x)$ may not exist if v is too small.

Moreover, even when they do exist, there is an additional very important requirement:

Since $\frac{\partial \mathcal{T}}{\partial x}(x)F(x) = \varphi(\mathcal{T}(x), H(x))$ will define the right-hand side of the functional observer's dynamics, it must be such that the functional observer's dynamics is stable and the decay of the error is sufficiently rapid.

The above requirements can be satisfied locally for $\begin{cases} \frac{dx}{dt} = F(x) \\ y = H(x) \end{cases}$ linearly observable and $v = n - p$:

available design methods for reduced-order state observers (e.g. observer error linearization methods[12]) generate a functional observer of order $v = n - p$, by only modifying the output map of the observer (so that the estimate of z is the observer output instead of the entire state vector).

The question is under what conditions a lower order $v < n - p$ would be feasible and how to go about designing the functional observer.

In the examples of the previous section, 1st-order functional observers were successfully constructed. The first step involved identifying functions $\mathcal{T}(x)$ such that $\frac{\partial \mathcal{T}}{\partial x}(x)F(x)$ and $q(x)$ can be expressed as functions of $\mathcal{T}(x)$ and the measured output $H(x)$. The second step was to check stability of the error dynamics. This approach was successful because the selection of $\mathcal{T}(x)$ was directed by physical intuition.

Alternatively, one could try to follow the opposite path. As a first step, try to enforce stability: given some desirable dynamics for the observer $\frac{d\hat{\xi}}{dt} = \varphi(\hat{\xi}, y)$, with φ so as to guarantee stability

and rapid decay of the error, find $\mathcal{T}(x) = \begin{bmatrix} \mathcal{T}_1(x) \\ \vdots \\ \mathcal{T}_v(x) \end{bmatrix}$ so that $\frac{\partial \mathcal{T}}{\partial x}(x)F(x) = \varphi(\mathcal{T}(x), H(x))$. The

second step will then be to check if $q(x)$ can be expressed as a function of $\mathcal{T}(x)$ and $H(x)$.

5. EXACT LINEARIZATION OF A FUNCTIONAL OBSERVER

Along the second line of attack of the functional observer design problem, the most natural φ -function to work with is the linear one:

$$\varphi(\xi, y) = A\xi + By$$

or, slightly more generally, linear in the observer state plus a nonlinear output injection term:

$$\varphi(\xi, y) = A\xi + \mathcal{B}(y)$$

It will then be the eigenvalues of the matrix A that will determine stability of the functional observer and the rate of decay of the error.

If we can find a continuously differentiable map $\mathcal{T}(x)$ to satisfy the corresponding condition (2.3), i.e. to be a solution of the linear partial differential equation

$$\frac{\partial \mathcal{T}}{\partial x}(x)F(x) = A\mathcal{T}(x) + \mathcal{B}(H(x))$$

for some Hurwitz matrix A , and if in addition $\mathcal{T}(x)$ satisfies condition (2.4), i.e. that $q(x)$ can be expressed as a function of $\mathcal{T}(x)$ and $H(x)$, then we have a stable functional observer with linear dynamics. This idea leads to the Functional Observer Linearization Problem.

In what follows, the observer linearization problem will first be defined in a stricter sense, where both the observer dynamics and the observer output are linear. Subsequently, a more general observer linearization problem will be defined, allowing the observer dynamics to contain an additive nonlinear function of the measurement, and the observer output map to be nonlinear.

A. Functional Observer Total Linearization Problem

Given a system of the form (1.1), find a functional observer of the form

$$\begin{aligned} \frac{d\hat{\xi}}{dt} &= A\hat{\xi} + By \\ \hat{z} &= C\hat{\xi} + Dy \end{aligned} \tag{5.1}$$

where A, B, C, D are $v \times v, v \times p, 1 \times v, 1 \times p$ matrices respectively, with A having stable eigenvalues.

Equivalently, find a continuously differentiable mapping $\mathcal{T} : \mathbb{R}^n \rightarrow \mathbb{R}^v$ such that

$$\frac{\partial \mathcal{T}}{\partial \mathbf{x}}(\mathbf{x})\mathbf{F}(\mathbf{x}) = \mathbf{A}\mathcal{T}(\mathbf{x}) + \mathbf{B}\mathbf{H}(\mathbf{x}) \quad (5.2)$$

and

$$\mathbf{q}(\mathbf{x}) = \mathbf{C}\mathcal{T}(\mathbf{x}) + \mathbf{D}\mathbf{H}(\mathbf{x}) \quad (5.3)$$

Assuming that the above problem can be solved, the resulting error dynamics will be linear:

$$\begin{aligned} \frac{d}{dt}(\hat{\xi} - \mathcal{T}(\mathbf{x})) &= \mathbf{A}(\hat{\xi} - \mathcal{T}(\mathbf{x})) \\ \hat{\mathbf{z}} - \mathbf{z} &= \mathbf{C}(\hat{\xi} - \mathcal{T}(\mathbf{x})) \end{aligned} \quad (5.4)$$

from which $\hat{\mathbf{z}}(t) - \mathbf{z}(t) = \mathbf{C}e^{\mathbf{A}t}(\hat{\xi}(0) - \mathcal{T}(\mathbf{x}(0)))$. With the matrix \mathbf{A} having stable eigenvalues, the effect of the initialization error $\hat{\xi}(0) - \mathcal{T}(\mathbf{x}(0))$ will die out, and $\hat{\mathbf{z}}(t)$ will approach $\mathbf{z}(t)$ asymptotically.

The Functional Observer Total Linearization Problem will be solved in the next section.

B. A more general Functional Observer Linearization Problem

Given a system of the form (1.1), find a functional observer of the form

$$\begin{aligned} \frac{d\hat{\xi}}{dt} &= \mathbf{A}\hat{\xi} + \mathcal{B}(\mathbf{y}) \\ \hat{\mathbf{z}} &= \omega(\mathbf{C}\hat{\xi}, \mathbf{y}) \end{aligned} \quad (5.5)$$

where \mathbf{A} , \mathbf{C} are $v \times v$, $1 \times v$ matrices respectively, with \mathbf{A} having stable eigenvalues, and $\mathcal{B}: \mathbb{R}^p \rightarrow \mathbb{R}^v$, $\omega: \mathbb{R}^v \times \mathbb{R}^p \rightarrow \mathbb{R}^v$. Equivalently, find a continuously differentiable mapping $\mathcal{T}: \mathbb{R}^n \rightarrow \mathbb{R}^v$ such that

$$\frac{\partial \mathcal{T}}{\partial \mathbf{x}}(\mathbf{x})\mathbf{F}(\mathbf{x}) = \mathbf{A}\mathcal{T}(\mathbf{x}) + \mathcal{B}(\mathbf{H}(\mathbf{x})) \quad (5.6)$$

and

$$\mathbf{q}(\mathbf{x}) = \omega(\mathbf{C}\mathcal{T}(\mathbf{x}), \mathbf{H}(\mathbf{x})) \quad (5.7)$$

Alternatively, the functional observer linearization may be formulated with an implicitly defined output map (as in the bioreactor example of Section 3), as follows:

$$\begin{aligned} \frac{d\hat{\xi}}{dt} &= \mathbf{A}\hat{\xi} + \mathcal{B}(\mathbf{y}) \\ \hat{\mathbf{z}} &\text{ is the solution of } \mathcal{G}(\hat{\mathbf{z}}, \mathbf{y}) = \mathbf{C}\hat{\xi} \end{aligned} \quad (5.8)$$

where $\mathcal{G}: \mathbb{R}^n \times \mathbb{R}^p \rightarrow \mathbb{R}^n$ is a continuous function that is invertible with respect of its first argument (i.e., such that the equation $\mathcal{G}(z, y) = \zeta$ is uniquely solvable with respect to z , for every y and ζ). With this implicit definition of the observer output map, condition (5.7) takes the form

$$\mathcal{G}(q(x), H(x)) = C\mathcal{T}(x) \quad (5.9)$$

Assuming that the foregoing functional observer linearization problem can be solved, the resulting error dynamics will be linear:

$$\begin{aligned} \frac{d}{dt}(\hat{\xi} - \mathcal{T}(x)) &= A(\hat{\xi} - \mathcal{T}(x)) \\ \mathcal{G}(\hat{z}, H(x)) - \mathcal{G}(z, H(x)) &= C(\hat{\xi} - \mathcal{T}(x)) \end{aligned} \quad (5.10)$$

from which $\mathcal{G}(\hat{z}(t), H(x(t))) - \mathcal{G}(z(t), H(x(t))) = Ce^{At}(\hat{\xi}(0) - \mathcal{T}(x(0)))$. With the matrix A having stable eigenvalues, the effect of the initial error $\hat{\xi}(0) - \mathcal{T}(x(0))$ will die out, $\hat{\xi}(t)$ will approach $\mathcal{T}(x(t))$ asymptotically and because of the invertibility assumption on \mathcal{G} , $\hat{z}(t)$ will approach $z(t)$.

This generalized Functional Observer Linearization Problem will be solved in Section 8.

In order to solve either version of the Functional Observer Linearization Problem, it is natural to first try to solve the system of partial differential equations (5.2) or (5.6) given some small-size matrix A with fast enough eigenvalues, and then check to see if $q(x)$ can be expressed as a function of $\mathcal{T}(x)$ and $H(x)$ according to (5.3) or (5.7). If it can, we have a functional observer with linear error dynamics; if not, we can try a different matrix A with different eigenvalues and/or larger size, up until we can satisfy both conditions.

The above approach will be feasible as long as the system of partial differential equations (5.2) or (5.6) is solvable. Such a system of partial differential equations is singular because its principal part vanishes at the equilibrium point, and therefore standard existence/uniqueness results do not apply. However, we are covered by Lyapunov's Auxiliary Theorem for singular partial differential equations [27], as long as the nonlinear system (1.1) is analytic and in the Poincaré domain. The following Proposition is an immediate consequence of Lyapunov's Auxiliary Theorem. (See also [11]).

Proposition 1: *Let $F: \mathbb{R}^n \rightarrow \mathbb{R}^n$, $\eta: \mathbb{R}^n \rightarrow \mathbb{R}^v$ be real analytic functions with $F(0) = 0$, $\eta(0) = 0$ and denote by $\sigma(F)$ the set of eigenvalues of $\frac{\partial F}{\partial x}(0)$. Also, let A be a $v \times v$ matrix.*

Suppose:

1. *All the eigenvalues of A are non-resonant with $\sigma(F)$, i.e. no eigenvalue λ_j of A is of the form*

$$\lambda_j = \sum_{i=1}^n m_i \kappa_i, \text{ with } \kappa_i \in \sigma(F) \text{ and } m_i \text{ nonnegative integers, not all zero.}$$

2. *0 does not lie in the convex hull of $\sigma(F)$.*

Then the system of first-order partial differential equations

$$\frac{\partial \mathcal{T}}{\partial \mathbf{x}}(\mathbf{x})\mathbf{F}(\mathbf{x}) = \mathbf{A}\mathcal{T}(\mathbf{x}) + \boldsymbol{\eta}(\mathbf{x}) \quad (5.9)$$

with initial condition $\mathcal{T}(0) = 0$, admits a unique real analytic solution $\mathcal{T}(\mathbf{x})$ in a neighborhood of $\mathbf{x} = 0$.

6. NECESSARY AND SUFFICIENT CONDITIONS FOR SOLVABILITY OF THE FUNCTIONAL OBSERVER TOTAL LINEARIZATION PROBLEM

The trial-and-error approach outlined in the previous section is in principle feasible, but it is far from being practical due to the computational effort involved in solving (5.2) or (5.6), which will be multiplied by the number of trials until (5.3) or (5.7) is satisfied.

To be able to develop a practical approach for designing functional observers, it would be helpful to develop criteria to check if for a given set of v eigenvalues, there exists a functional observer whose error dynamics is governed by these eigenvalues. This will be done in the present Section for the Functional Observer Total Linearization Problem.

The main result is as follows:

Proposition 2: Under the assumptions of Proposition 1, for a real analytic nonlinear system of the form (1.1), there exists a functional observer of the form

$$\begin{aligned} \frac{d\hat{\xi}}{dt} &= \mathbf{A}\hat{\xi} + \mathbf{B}y \\ \hat{z} &= \mathbf{C}\hat{\xi} + \mathbf{D}y \end{aligned} \quad (5.1)$$

with the eigenvalues of \mathbf{A} being the roots of a given polynomial $\lambda^v + \alpha_1\lambda^{v-1} + \dots + \alpha_{v-1}\lambda + \alpha_v$,

if and only if $\mathbf{L}_F^v \mathbf{q}(\mathbf{x}) + \alpha_1 \mathbf{L}_F^{v-1} \mathbf{q}(\mathbf{x}) + \dots + \alpha_{v-1} \mathbf{L}_F \mathbf{q}(\mathbf{x}) + \alpha_v \mathbf{q}(\mathbf{x})$ is P-linear combination of

$\mathbf{H}_j(\mathbf{x}), \mathbf{L}_F \mathbf{H}_j(\mathbf{x}), \dots, \mathbf{L}_F^v \mathbf{H}_j(\mathbf{x}), j = 1, \dots, p$, where $\mathbf{L}_F = \sum_{k=1}^n \mathbf{F}_k(\mathbf{x}) \frac{\partial}{\partial \mathbf{x}_k}$ denotes the Lie derivative operator.

Proof: i) *Necessity*

Suppose that there exists a functional observer of the form (5.1) for the system (1.1). Then, condition

(5.2) will be satisfied for some $\mathcal{T}(\mathbf{x}) = \begin{bmatrix} \mathcal{T}_1(\mathbf{x}) \\ \vdots \\ \mathcal{T}_v(\mathbf{x}) \end{bmatrix}$. Using the Lie derivative operator notation, this

condition may be written component-wise as $\begin{bmatrix} \mathbf{L}_F \mathcal{T}_1(\mathbf{x}) \\ \vdots \\ \mathbf{L}_F \mathcal{T}_v(\mathbf{x}) \end{bmatrix} = \mathbf{A} \begin{bmatrix} \mathcal{T}_1(\mathbf{x}) \\ \vdots \\ \mathcal{T}_v(\mathbf{x}) \end{bmatrix} + \begin{bmatrix} \mathbf{B}_1 \mathbf{H}(\mathbf{x}) \\ \vdots \\ \mathbf{B}_v \mathbf{H}(\mathbf{x}) \end{bmatrix}$.

where $\mathbf{B}_1, \dots, \mathbf{B}_v$ denote the rows of matrix \mathbf{B} . Applying the Lie derivative operator \mathbf{L}_F to each component in the above equation $(k-1)$ times, we find that for $k = 2, 3, \dots$

$$\begin{bmatrix} L_F^k \mathcal{T}_1(x) \\ \vdots \\ L_F^k \mathcal{T}_v(x) \end{bmatrix} = A^k \begin{bmatrix} \mathcal{T}_1(x) \\ \vdots \\ \mathcal{T}_v(x) \end{bmatrix} + A^{k-1} \begin{bmatrix} B_1 H(x) \\ \vdots \\ B_v H(x) \end{bmatrix} + A^{k-2} \begin{bmatrix} L_F(B_1 H(x)) \\ \vdots \\ L_F(B_v H(x)) \end{bmatrix} + \cdots + \begin{bmatrix} L_F^{k-1}(B_1 H(x)) \\ \vdots \\ L_F^{k-1}(B_v H(x)) \end{bmatrix}$$

from which we can calculate:

$$\begin{bmatrix} (L_F^v + \alpha_1 L_F^{v-1} + \cdots + \alpha_{v-1} L_F + \alpha_v I) \mathcal{T}_1(x) \\ \vdots \\ (L_F^v + \alpha_1 L_F^{v-1} + \cdots + \alpha_{v-1} L_F + \alpha_v I) \mathcal{T}_v(x) \end{bmatrix} = (A^{v-1} + \alpha_1 A^{v-2} + \cdots + \alpha_{v-1} I) \begin{bmatrix} B_1 H(x) \\ \vdots \\ B_v H(x) \end{bmatrix} \\ + (A^{v-2} + \alpha_1 A^{v-3} + \cdots + \alpha_{v-2} I) \begin{bmatrix} L_F(B_1 H(x)) \\ \vdots \\ L_F(B_v H(x)) \end{bmatrix} + \cdots + (A + \alpha_1 I) \begin{bmatrix} L_F^{v-2}(B_1 H(x)) \\ \vdots \\ L_F^{v-2}(B_v H(x)) \end{bmatrix} + \begin{bmatrix} L_F^{v-1}(B_1 H(x)) \\ \vdots \\ L_F^{v-1}(B_v H(x)) \end{bmatrix}$$

Applying the operator $(L_F^v + \alpha_1 L_F^{v-1} + \cdots + \alpha_{v-1} L_F + \alpha_v I)$ on (5.3) and using the previous expression, we conclude that

$$(L_F^v + \alpha_1 L_F^{v-1} + \cdots + \alpha_{v-1} L_F + \alpha_v I) q(x) = (CA^{v-1} + \alpha_1 CA^{v-2} + \cdots + \alpha_{v-1} C) \begin{bmatrix} B_1 H(x) \\ \vdots \\ B_v H(x) \end{bmatrix} \\ + (CA^{v-2} + \cdots + \alpha_{v-2} C) \begin{bmatrix} L_F(B_1 H(x)) \\ \vdots \\ L_F(B_v H(x)) \end{bmatrix} + \cdots + (CA + \alpha_1 C) \begin{bmatrix} L_F^{v-2}(B_1 H(x)) \\ \vdots \\ L_F^{v-2}(B_v H(x)) \end{bmatrix} + C \begin{bmatrix} L_F^{v-1}(B_1 H(x)) \\ \vdots \\ L_F^{v-1}(B_v H(x)) \end{bmatrix} \\ + L_F^v(DH(x)) + \alpha_1 L_F^{v-1}(DH(x)) + \cdots + \alpha_{v-1} L_F(DH(x)) + \alpha_v DH(x)$$

or

$$\begin{aligned} & L_F^v q(x) + \alpha_1 L_F^{v-1} q(x) + \cdots + \alpha_{v-1} L_F q(x) + \alpha_v q(x) \\ &= L_F^v(\beta_0 H(x)) + L_F^{v-1}(\beta_1 H(x)) + \cdots + L_F(\beta_{v-1} H(x)) + \beta_v H(x) \\ &= \sum_{j=1}^p \left(\beta_{0j} L_F^v H_j(x) + \beta_{1j} L_F^{v-1} H_j(x) + \cdots + \beta_{(v-1)j} L_F H_j(x) + \beta_{vj} H_j(x) \right) \end{aligned} \quad (6.1)$$

where

$$\begin{aligned}
\beta_0 &= D \\
\beta_1 &= CB + \alpha_1 D \\
\beta_2 &= CAB + \alpha_1 CB + \alpha_2 D \\
&\vdots \\
\beta_{v-1} &= CA^{v-2}B + \dots + \alpha_{v-2}CB + \alpha_{v-1}D \\
\beta_v &= CA^{v-1}B + \alpha_1 CA^{v-2}B + \dots + \alpha_{v-1}CB + \alpha_v D
\end{aligned} \tag{6.2}$$

This proves that $L_F^v q(x) + \alpha_1 L_F^{v-1} q(x) + \dots + \alpha_{v-1} L_F q(x) + \alpha_v q(x)$ is \square -linear combination of $H_j(x), L_F H_j(x), \dots, L_F^v H_j(x), j=1, \dots, p$.

ii) Sufficiency: Suppose that $L_F^v q(x) + \alpha_1 L_F^{v-1} q(x) + \dots + \alpha_{v-1} L_F q(x) + \alpha_v q(x)$ is P -linear combination of $H_j(x), L_F H_j(x), \dots, L_F^v H_j(x), j=1, \dots, p$, i.e. there exist constant row vectors $\beta_0, \beta_1, \dots, \beta_v \in \square^P$ such that (6.1) holds.

Consider the PDE

$$\frac{\partial S}{\partial x}(x) F(x) = \begin{bmatrix} 0 & 0 & \dots & 0 & -\alpha_v \\ 1 & 0 & \dots & 0 & -\alpha_{v-1} \\ 0 & 1 & \dots & 0 & -\alpha_{v-2} \\ \vdots & \vdots & & \vdots & \vdots \\ 0 & 0 & \dots & 1 & -\alpha_1 \end{bmatrix} S(x) + \begin{bmatrix} \beta_v - \alpha_v \beta_0 \\ \beta_{v-1} - \alpha_{v-1} \beta_0 \\ \beta_{v-2} - \alpha_{v-2} \beta_0 \\ \vdots \\ \beta_1 - \alpha_1 \beta_0 \end{bmatrix} H(x) \tag{6.3}$$

Under the assumptions of Proposition 1, (6.3) admits a unique solution. It is straightforward to verify that the solution of (6.3) is given by:

$$S(x) = \begin{bmatrix} L_F^{v-1} q(x) + \alpha_1 L_F^{v-2} q(x) + \dots + \alpha_{v-1} q(x) - L_F^{v-1} (\beta_0 H(x)) - L_F^{v-2} (\beta_1 H(x)) - \dots - \beta_{v-1} H(x) \\ \vdots \\ L_F q(x) + \alpha_1 q(x) - L_F (\beta_0 H(x)) - \beta_1 H(x) \\ q(x) - \beta_0 H(x) \end{bmatrix} \tag{6.4}$$

and we see that $S_v(x) = q(x) - \beta_0 H(x)$, therefore,

$$q(x) = \begin{bmatrix} 0 & 0 & \dots & 0 & 1 \end{bmatrix} S(x) + \beta_0 H(x) \tag{6.5}$$

The conclusion is that $\mathcal{T}(x) = S(x)$ given by (6.4) satisfies both conditions for the solution of the Functional Observer Total Linearization Problem, and that system (5.1) with

$$A = \begin{bmatrix} 0 & 0 & \cdots & 0 & -\alpha_v \\ 1 & 0 & \cdots & 0 & -\alpha_{v-1} \\ 0 & 1 & \cdots & 0 & -\alpha_{v-2} \\ \vdots & \vdots & & \vdots & \vdots \\ 0 & 0 & \cdots & 1 & -\alpha_1 \end{bmatrix}, \quad B = \begin{bmatrix} \beta_v - \alpha_v \beta_0 \\ \beta_{v-1} - \alpha_{v-1} \beta_0 \\ \beta_{v-2} - \alpha_{v-2} \beta_0 \\ \vdots \\ \beta_1 - \alpha_1 \beta_0 \end{bmatrix} \quad (6.6)$$

$$C = [0 \quad 0 \quad \cdots \quad 0 \quad 1], \quad D = \beta_0$$

is a functional observer. This completes the proof. ,

Remark 6.1: It is important to note that the sufficiency part of the proof is constructive: it gives an explicit formula (6.6) for the functional observer design parameters in terms of the constant row vectors $\beta_0, \beta_1, \dots, \beta_v \in \mathbb{R}^p$ that satisfy (6.2), and the observer eigenvalues.

Monitoring reactor start-up for a liquid-phase oxidation reaction

Liquid-phase oxidation reactions are notorious for being highly exothermic and for involving serious safety threats. One well-studied example is the reaction of N-methyl pyridine (A) with hydrogen peroxide (B) in the presence of a catalyst. The product of the reaction, Methyl Pyridine N-Oxide is an important intermediate in several reactions in pharmaceutical industry including the production of anti-ulcer and anti-inflammatory drugs [28]. The key issue in the operation of liquid-phase oxidation reactors is safety: both the organic reactant is usually hazardous at high temperatures, and also hydrogen peroxide decomposition could pose serious safety threats.

The CSTR dynamics follows equations (3.1), with reaction rate expression (see [28]):

$$\mathcal{R}(c_A, c_B, \theta) = \frac{A_1 e^{-\frac{E_1}{\theta}} A_2 e^{-\frac{E_2}{\theta}} c_A c_B Z}{1 + A_2 e^{-\frac{E_2}{\theta}} c_B} + A_3 e^{-\frac{E_3}{\theta}} c_A c_B \quad (6.7)$$

where A_1, A_2, A_3 and E_1, E_2, E_3 are the reaction rate parameters, pre-exponential factors and rescaled activation energies respectively, and Z is the catalyst concentration (constant).

To derive a functional observer, it is convenient to perform appropriate translation of axes to shift the equilibrium point to the origin. In particular, defining $c'_A = c_A - c_{A,s}$, $c'_B = c_B - c_{B,s}$, $\theta' = \theta - \theta_s$, $\theta'_J = \theta_J - \theta_{J,s}$, where $(c_{A,s}, c_{B,s}, \theta_s, \theta_{J,s})$ is the steady state (equilibrium point) of the reactor, (3.1) takes the form:

$$\begin{aligned}
\frac{dc'_A}{dt} &= -\frac{F}{V}c'_A - \left[\mathcal{R}(c'_A + c_{A,s}, c'_B + c_{B,s}, \theta' + \theta_s) - \mathcal{R}(c_{A,s}, c_{B,s}, \theta_s) \right] \\
\frac{dc'_B}{dt} &= -\frac{F}{V}c'_B - \left[\mathcal{R}(c'_A + c_{A,s}, c'_B + c_{B,s}, \theta' + \theta_s) - \mathcal{R}(c_{A,s}, c_{B,s}, \theta_s) \right] \\
\frac{d\theta'}{dt} &= -\frac{F}{V}\theta' + \frac{(-\Delta H)_R}{\rho c_p} \left[\mathcal{R}(c'_A + c_{A,s}, c'_B + c_{B,s}, \theta' + \theta_s) - \mathcal{R}(c_{A,s}, c_{B,s}, \theta_s) \right] - \frac{UA}{\rho c_p V}(\theta' - \theta'_J) \\
\frac{d\theta'_J}{dt} &= -\frac{F_J}{V_J}\theta'_J + \frac{UA}{\rho_J c_{p_J} V_J}(\theta' - \theta'_J)
\end{aligned} \tag{6.8}$$

For the above system, a scalar functional observer can be built ($v=1$), with the necessary and sufficient conditions (6.1) being satisfied for the following choices of $\beta_0, \beta_1 \in \mathbb{R}^2$, $\alpha_1 \in \mathbb{R}$:

$$\beta_0 = \begin{bmatrix} -\frac{2\rho c_p}{(-\Delta H)_R} & 0 \end{bmatrix}, \quad \beta_1 = \begin{bmatrix} -\frac{2\rho c_p}{(-\Delta H)_R} \left(\frac{F}{V} + \frac{UA}{\rho c_p V} \right) & \frac{2UA}{(-\Delta H)_R V} \end{bmatrix}, \quad \alpha_1 = \frac{F}{V} \tag{6.9}$$

The corresponding transformation map is $\mathcal{T}(c'_A, c'_B, \theta', \theta'_J) = c'_A + c'_B + \frac{2\rho c_p}{(-\Delta H)_R} \theta'$, and the resulting functional observer is given by:

$$\begin{aligned}
\frac{d\hat{\xi}}{dt} &= -\frac{F}{V}\hat{\xi} - \frac{2UA}{(-\Delta H)_R V}(y'_1 - y'_2) \\
\hat{z} &= \hat{\xi} - \frac{2\rho c_p}{(-\Delta H)_R} y'_1
\end{aligned} \tag{6.10}$$

Comparing with (3.6), we see that the two functional observers are equivalent under a simple affine state variable transformation.

For the following parameter values (see [28]):

$$\begin{aligned}
c_{A,in} &= 4 \frac{\text{mol}}{\text{l}}, \quad c_{B,in} = 3 \frac{\text{mol}}{\text{l}}, \quad \theta_{in} = 333 \text{ K}, \quad \theta_{J,in} = 300 \text{ K}, \quad F = 0.02 \frac{\text{l}}{\text{min}}, \quad F_J = 1 \frac{\text{l}}{\text{min}}, \\
V &= 1 \text{ l}, \quad V_J = 3 \times 10^{-2} \text{ l}, \quad A_1 = e^{8.08} \text{ l mol}^{-1} \text{ s}^{-1}, \quad A_2 = e^{28.12} \text{ l mol}^{-1} \text{ s}^{-1}, \\
A_3 &= e^{25.12} \text{ l mol}^{-1}, \quad E_1 = 3952 \text{ K}, \quad E_2 = 7927 \text{ K}, \quad E_3 = 12989 \text{ K}, \quad \Delta H_R = -160 \frac{\text{kJ}}{\text{mol}}, \\
\rho &= 1200 \frac{\text{g}}{\text{l}}, \quad \rho_J = 1200 \frac{\text{g}}{\text{l}}, \quad c_{p_J} = 3.4 \frac{\text{J}}{\text{gK}}, \quad c_p = 3.4 \frac{\text{J}}{\text{gK}}, \quad UA = 0.942 \frac{\text{W}}{\text{K}}, \quad Z = 0.0021 \frac{\text{mol}}{\text{l}}
\end{aligned}$$

the corresponding reactor steady state is:

$$c_{A,s} = 1.211 \frac{\text{mol}}{\text{l}}, \quad c_{B,s} = 0.211 \frac{\text{mol}}{\text{l}}, \quad \theta_s = 386.20 \text{ K}, \quad \theta_{J,s} = 300.02 \text{ K},$$

and we have simulated the reactor start-up, under the following initial conditions:

$$c_A(0) = 0, \quad c_B(0) = 0, \quad \theta(0) = 300 \text{ K}, \quad \theta_J(0) = 300 \text{ K}.$$

Figure 1 compares the functional observer's estimate $\hat{c}_A + \hat{c}_B = \hat{z} + c_{A,s} + c_{B,s}$ to the system's total reactant concentration $c_A + c_B$, and provides a plot of the corresponding estimation error, when the initialization error is $1 \frac{\text{mol}}{\text{l}}$.

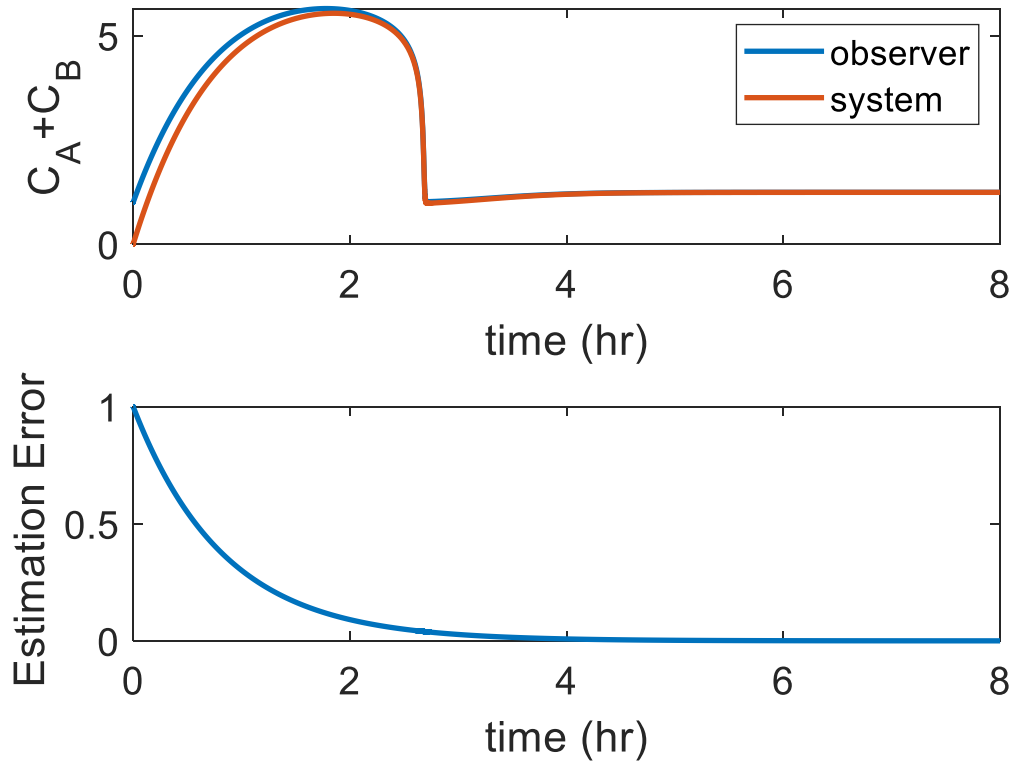


Figure 1: (a) System's and observer's response for $\hat{\xi}(0) - \mathcal{T}(c'_A(0), c'_B(0), \theta'(0), \theta'_J(0)) = 1 \frac{\text{mol}}{\ell}$
 (b) Estimation error $\hat{z}(t) - z(t)$

Remark 6.2: It should be noted that the choices of β_0, β_1 are non-unique and there exist multiple solutions for the functional observer. In Section 9, where additional specifications will be imposed on the functional observer to achieve disturbance decoupling, a different pair of β_0, β_1 pair that will be used.

7. LOWER-ORDER FUNCTIONAL OBSERVERS FOR LINEAR SYSTEMS

The results of the previous section can now be specialized to linear time-invariant systems. The following is a Corollary to Proposition 2.

Proposition 3: For a linear time-invariant system of the form

$$\begin{aligned} \frac{dx}{dt} &= Fx \\ y &= Hx \\ z &= qx \end{aligned} \tag{2.7}$$

there exists a functional observer of the form

$$\begin{aligned}\frac{d\hat{\xi}}{dt} &= A\hat{\xi} + By \\ \hat{z} &= C\hat{\xi} + Dy\end{aligned}\tag{2.8}$$

with the eigenvalues of A being the roots of a given polynomial $\lambda^v + \alpha_1\lambda^{v-1} + \dots + \alpha_{v-1}\lambda + \alpha_v$, if and only if

$$(qF^v + \alpha_1qF^{v-1} + \dots + \alpha_{v-1}qF + \alpha_vq) \in \text{span}\{H_j, H_jF, \dots, H_jF^v, j=1, \dots, p\}\tag{7.1}$$

The above Proposition provides a simple and easy-to-check feasibility criterion for a lower-order functional observer with a pre-specified set of eigenvalues governing the error dynamics. Moreover, an immediate consequence of the Proposition 3 is the following:

Corollary: *Consider a linear time-invariant system of the form (2.7) with observability index v_o . Then, there exists a functional observer of the form (2.8) of order $v = v_o - 1$ and arbitrarily assigned eigenvalues.*

The result of the Corollary is exactly Luenberger's result for functional observers for linear time-invariant systems [1, 2], which was derived through a different approach.

8. SOLVABILITY OF A MORE GENERAL FUNCTIONAL OBSERVER LINEARIZATION PROBLEM

Consider now the more general functional observer linearization problem defined in Section 5. An observer of the form (5.8) is sought.

Using the same method as in the proof of Proposition 2, we can prove the following:

Proposition 2': *Under the assumptions of Proposition 1, for a real analytic nonlinear system of the form (1.1), there exists a functional observer of the form (5.8) with the eigenvalues of A being the roots of a given polynomial $\lambda^v + \alpha_1\lambda^{v-1} + \dots + \alpha_{v-1}\lambda + \alpha_v$, if and only if there exist functions*

$\mathcal{Z}_0: \mathbb{R}^p \times \mathbb{R}^p \rightarrow \mathbb{R}$ and $\mathcal{Z}_1, \dots, \mathcal{Z}_v: \mathbb{R}^p \rightarrow \mathbb{R}$ such that

$$\left(L_F^v + \alpha_1 L_F^{v-1} + \dots + \alpha_{v-1} L_F + \alpha_v I\right) \mathcal{Z}_0(q(x), H(x)) = \mathcal{Z}_1(H(x)) + L_F(\mathcal{Z}_2(H(x))) + \dots + L_F^{v-1}(\mathcal{Z}_v(H(x)))\tag{8.1}$$

Proof: i) *Necessity:* Following exactly the same steps as in the proof of Proposition 2, we can first conclude from (5.6) that

$$\begin{aligned}
& \begin{bmatrix} (L_F^v + \alpha_1 L_F^{v-1} + \dots + \alpha_{v-1} L_F + \alpha_v I) \mathcal{T}_1(x) \\ \vdots \\ (L_F^v + \alpha_1 L_F^{v-1} + \dots + \alpha_{v-1} L_F + \alpha_v I) \mathcal{T}_v(x) \end{bmatrix} = (A^{v-1} + \alpha_1 A^{v-2} + \dots + \alpha_{v-1} I) \begin{bmatrix} \mathcal{B}_1(H(x)) \\ \vdots \\ \mathcal{B}_v(H(x)) \end{bmatrix} \\
& + (A^{v-2} + \alpha_1 A^{v-3} + \dots + \alpha_{v-2} I) \begin{bmatrix} L_F \mathcal{B}_1(H(x)) \\ \vdots \\ L_F \mathcal{B}_v(H(x)) \end{bmatrix} + \dots + (A + \alpha_1 I) \begin{bmatrix} L_F^{v-2} \mathcal{B}_1(H(x)) \\ \vdots \\ L_F^{v-2} \mathcal{B}_v(H(x)) \end{bmatrix} + \begin{bmatrix} L_F^{v-1} \mathcal{B}_1(H(x)) \\ \vdots \\ L_F^{v-1} \mathcal{B}_v(H(x)) \end{bmatrix}
\end{aligned}$$

Then, applying the operator $(L_F^v + \alpha_1 L_F^{v-1} + \dots + \alpha_{v-1} L_F + \alpha_v I)$ on (5.9) and using the previous expression, we conclude that

$$\begin{aligned}
& (L_F^v + \alpha_1 L_F^{v-1} + \dots + \alpha_{v-1} L_F + \alpha_v I) \mathcal{G}(q(x), H(x)) = (CA^{v-1} + \alpha_1 CA^{v-2} + \dots + \alpha_{v-1} C) \begin{bmatrix} \mathcal{B}_1(H(x)) \\ \vdots \\ \mathcal{B}_v(H(x)) \end{bmatrix} \\
& + (CA^{v-2} + \dots + \alpha_{v-2} C) \begin{bmatrix} L_F \mathcal{B}_1(H(x)) \\ \vdots \\ L_F \mathcal{B}_v(H(x)) \end{bmatrix} + \dots + (CA + \alpha_1 C) \begin{bmatrix} L_F^{v-2} \mathcal{B}_1(H(x)) \\ \vdots \\ L_F^{v-2} \mathcal{B}_v(H(x)) \end{bmatrix} + C \begin{bmatrix} L_F^{v-1} \mathcal{B}_1(H(x)) \\ \vdots \\ L_F^{v-1} \mathcal{B}_v(H(x)) \end{bmatrix}
\end{aligned}$$

or

$$(L_F^v + \alpha_1 L_F^{v-1} + \dots + \alpha_{v-1} L_F + \alpha_v I) \mathcal{Z}_0(q(x), H(x)) = \mathcal{Z}_1(H(x)) + L_F(\mathcal{Z}_2(H(x))) + \dots + L_F^{v-1}(\mathcal{Z}_v(H(x)))$$

where

$$\begin{aligned}
\mathcal{Z}_0(z, y) &= \mathcal{G}(z, y) \\
\mathcal{Z}_1(y) &= (CA^{v-1} + \alpha_1 CA^{v-2} + \dots + \alpha_{v-1} C) \mathcal{B}(y) \\
\mathcal{Z}_2(y) &= (CA^{v-2} + \dots + \alpha_{v-2} C) \mathcal{B}(y) \\
&\vdots \\
\mathcal{Z}_{v-1}(y) &= (CA + \alpha_1 C) \mathcal{B}(y) \\
\mathcal{Z}_v(y) &= C \mathcal{B}(y)
\end{aligned} \tag{8.2}$$

ii) Sufficiency: Assuming that (8.1) holds, we can follow the same steps as in the proof of Proposition 2 and prove that

$$\mathcal{T}(x) = \begin{bmatrix} \left(L_F^{v-1} + \alpha_1 L_F^{v-2} + \dots + \alpha_{v-2} L_F + \alpha_{v-1} I \right) \mathcal{Z}_0(q(x), H(x)) - \mathcal{Z}_2(H(x)) - \dots - L_F^{v-2}(\mathcal{Z}_v(H(x))) \\ \vdots \\ \left(L_F^2 + \alpha_1 L_F + \alpha_2 I \right) \mathcal{Z}_0(q(x), H(x)) - \mathcal{Z}_{v-1}(H(x)) - L_F(\mathcal{Z}_v(H(x))) \\ \left(L_F + \alpha_1 I \right) \mathcal{Z}_0(q(x), H(x)) - \mathcal{Z}_v(H(x)) \\ \mathcal{Z}_0(q(x), H(x)) \end{bmatrix} \quad (8.3)$$

satisfies both conditions (5.6) and (5.9) of the functional observer linearization problem, with

$$A = \begin{bmatrix} 0 & 0 & \dots & 0 & -\alpha_v \\ 1 & 0 & \dots & 0 & -\alpha_{v-1} \\ 0 & 1 & \dots & 0 & -\alpha_{v-2} \\ \vdots & \vdots & & \vdots & \vdots \\ 0 & 0 & \dots & 1 & -\alpha_1 \end{bmatrix}, \quad \mathcal{B}(y) = \begin{bmatrix} \mathcal{Z}_1(y) \\ \mathcal{Z}_2(y) \\ \mathcal{Z}_3(y) \\ \vdots \\ \mathcal{Z}_v(y) \end{bmatrix} \quad (8.4)$$

$$C = [0 \ 0 \ \dots \ 0 \ 1], \quad \mathcal{G}(z, y) = \mathcal{Z}_0(z, y)$$

Therefore, system (8.1) with A , $\mathcal{B}(\square)$, C , $\mathcal{G}(\square, \square)$ given by (8.4) is a functional observer.

Monitoring volatile fatty acid concentration in anaerobic digestion

Consider again the bioreactor functional observer problem for a system with dynamics given by (3.9), measured output (3.10) and output to be estimated (3.11).

For a 1st-order functional observer ($v=1$), the necessary and sufficient condition (8.1) takes the form $(L_F + \alpha_1 I) \mathcal{Z}_0(q(x), H(x)) = \mathcal{Z}_1(H(x))$, and in the specific system under consideration,

$(L_F + \alpha_1 I) \mathcal{Z}_0(S_2, Y_m \mu_2(S_2) X_2) = \mathcal{Z}_1(Y_m \mu_2(S_2) X_2)$. This condition is satisfied for

$$\alpha_1 = D, \quad \mathcal{Z}_0(z, y) = \frac{y}{Y_m \mu_2(z)}, \quad \mathcal{Z}_1(y) = \frac{y}{Y_m}, \text{ leading to the observer (3.16).}$$

9. DISTURBANCE DECOUPLED FUNCTIONAL OBSERVERS WITH LINEAR ERROR DYNAMICS

Consider a nonlinear system that is subject to disturbance inputs w_i , $i = 1, \dots, m$

$$\begin{aligned} \frac{dx}{dt} &= F(x) + \sum_{i=1}^m E_i(x) w_i \\ y &= H(x) + \sum_{i=1}^m K_i(x) w_i \\ z &= q(x) \end{aligned} \quad (9.1)$$

where $F: \mathbb{R}^n \rightarrow \mathbb{R}^n$, $H: \mathbb{R}^n \rightarrow \mathbb{R}^p$, $q: \mathbb{R}^n \rightarrow \mathbb{R}$ and $E_i: \mathbb{R}^n \rightarrow \mathbb{R}^n$, $K_i: \mathbb{R}^n \rightarrow \mathbb{R}^p$, $i=1, \dots, m$ are smooth nonlinear functions. The objective is to build a functional observer whose output \hat{z} is unaffected by the inputs w_i . In the context of the functional observer total linearization problem, we seek for a functional observer of the form (5.1) with $\mathcal{T}(x)$ solution of (5.2) and (5.3). Then, the resulting error dynamics will satisfy

$$\begin{aligned} \frac{d}{dt}(\hat{\xi} - \mathcal{T}(x)) &= A(\hat{\xi} - \mathcal{T}(x)) + \sum_{i=1}^m \left(BK_i(x) - \frac{\partial \mathcal{T}}{\partial x}(x) E_i(x) \right) w_i \\ \hat{z} - q(x) &= C(\hat{\xi} - \mathcal{T}(x)) + \sum_{i=1}^m DK_i(x) w_i \end{aligned} \quad (9.2)$$

The functional observer error will be completely unaffected by the disturbance inputs w_i if the coefficients of w_i in (9.2) vanish, i.e, for all $i=1, \dots, m$,

$$\begin{aligned} -\frac{\partial \mathcal{T}}{\partial x}(x) E_i(x) + BK_i(x) &= 0 \\ DK_i(x) &= 0 \end{aligned} \quad (9.3)$$

Proposition 4: Under the assumptions of Proposition 1, for a real analytic nonlinear system of the form (1.1), there exists a disturbance decoupled functional observer of the form (5.1) with the eigenvalues of A being the roots of a given polynomial $\lambda^v + \alpha_1 \lambda^{v-1} + \dots + \alpha_{v-1} \lambda + \alpha_v$, if and only if there exist constant row vectors $\beta_0, \beta_1, \dots, \beta_v \in \mathbb{R}^p$, that satisfy the following conditions:

$$a) \sum_{\ell=0}^v L_F^{v-\ell} (\beta_\ell H(x)) = L_F^v q(x) + \alpha_1 L_F^{v-1} q(x) + \dots + \alpha_{v-1} L_F q(x) + \alpha_v q(x) \quad (9.4)$$

b) for all $i = 1, \dots, m$,

$$\begin{cases} \sum_{\ell=0}^{v-\kappa} L_{E_i} L_F^{v-\kappa-\ell} (\beta_\ell H(x)) + \beta_{v-\kappa+1} K_i(x) = L_{E_i} L_F^{v-\kappa} q(x) + \sum_{\ell=1}^{v-\kappa} \alpha_\ell L_{E_i} L_F^{v-\kappa-\ell} q(x), & \kappa = 1, \dots, v \\ \beta_0 K_i(x) = 0 \end{cases} \quad (9.5)$$

Proof: The first condition given by equation (9.4) is exactly the result of Proposition 2 (see equation (6.1)). The second condition (equation (9.5)) is an immediate consequence of (9.3) when

$$\mathcal{T}(x) = \begin{bmatrix} L_F^{v-1} q(x) + \alpha_1 L_F^{v-2} q(x) + \dots + \alpha_{v-1} q(x) - L_F^{v-1} (\beta_0 H(x)) - L_F^{v-2} (\beta_1 H(x)) - \dots - \beta_{v-1} H(x) \\ \vdots \\ L_F q(x) + \alpha_1 q(x) - L_F (\beta_0 H(x)) - \beta_1 H(x) \\ q(x) - \beta_0 H(x) \end{bmatrix}$$

(see Proof of Proposition 2) and B and D from (6.6) are substituted in.

In the special case of a linear system of the form

$$\begin{aligned}\frac{dx}{dt} &= Fx + \sum_{i=1}^m E_i w_i \\ y &= Hx + \sum_{i=1}^m K_i w_i \\ z &= qx\end{aligned}\tag{9.6}$$

design conditions for a disturbance decoupled functional observer involve finding row vectors

$\beta_0, \beta_1, \dots, \beta_v \in \mathbb{R}^p$ that satisfy the following conditions:

$$\begin{aligned}& \begin{bmatrix} \beta_v & \beta_{v-1} & \dots & \beta_1 & \beta_0 \end{bmatrix} \begin{bmatrix} H \\ HF \\ \vdots \\ HF^{v-1} \\ HF^v \end{bmatrix} = qF^v + \alpha_1 qF^{v-1} + \dots + \alpha_{v-1} qF + \alpha_v q \\ & \begin{bmatrix} \beta_v & \beta_{v-1} & \dots & \beta_1 & \beta_0 \end{bmatrix} \begin{bmatrix} K & 0 & \dots & 0 & 0 \\ HE & K & \dots & 0 & 0 \\ HFE & HE & \dots & 0 & 0 \\ \vdots & \vdots & & \vdots & \vdots \\ HF^{v-2}E & HF^{v-3}E & \dots & K & 0 \\ HF^{v-1}E & HF^{v-2}E & \dots & HE & K \end{bmatrix} \\ & = \begin{bmatrix} qF^{v-1}E + \sum_{\ell=1}^{v-1} \alpha_\ell qF^{v-1-\ell}E & qF^{v-2}E + \sum_{\ell=1}^{v-2} \alpha_\ell qF^{v-2-\ell}E & \dots & qFE + \alpha_1 qE & qE & 0 \end{bmatrix}\end{aligned}$$

where $E = [E_1 \dots E_m]$ and $K = [K_1 \dots K_m]$.

Chemical reactor monitoring under uncertainties in reaction rate and the heat transfer rate

Consider the same chemical reactor monitoring problem, but now with uncertainties in both the reaction rate and in the heat transfer coefficient:

$$\begin{aligned}
\frac{dc_A}{dt} &= \frac{F}{V}(c_{A_{in}} - c_A) - [\mathcal{R}(c_A, c_B, \theta) + w_1(t)] \\
\frac{dc_B}{dt} &= \frac{F}{V}(c_{B_{in}} - c_B) - [\mathcal{R}(c_A, c_B, \theta) + w_1(t)] \\
\frac{d\theta}{dt} &= \frac{F}{V}(\theta_{in} - \theta) + \frac{(-\Delta H)_R}{\rho c_p} [\mathcal{R}(c_A, c_B, \theta) + w_1(t)] - \frac{(U + w_2(t))A}{\rho c_p V}(\theta - \theta_J) \\
\frac{d\theta_J}{dt} &= \frac{F_J}{V_J}(\theta_{J_{in}} - \theta_J) + \frac{(U + w_2(t))A}{\rho_J c_{p_J} V_J}(\theta - \theta_J)
\end{aligned} \tag{9.7}$$

where the same notation is used as in section 3.1, with the reaction rate expression given by (6.7), the only difference being that now there is an uncertainty $w_1(t)$ in the reaction rate and $w_2(t)$ in the heat transfer rate. Also, consider the same functional observer linearization problem, with measurements (3.2) and output to be estimated (3.3), but now the functional observer must be disturbance decoupled from the disturbances $w_1(t)$ and $w_2(t)$.

For this system, the functional observer (6.9) derived in Section 6 will be decoupled from $w_1(t)$ but not from $w_2(t)$. However, because β_0, β_1 are not unique, it is possible to find an alternative choice that satisfies all the conditions. For example, by choosing

$$\beta_0 = \begin{bmatrix} -\frac{2\rho c_p}{(-\Delta H)_R} & -\frac{2\rho_J c_{p_J} V_J}{(-\Delta H)_R V} \end{bmatrix}, \quad \beta_1 = \begin{bmatrix} -\frac{2\rho c_p}{(-\Delta H)_R} \frac{F}{V} & -\frac{2\rho_J c_{p_J} F_J}{(-\Delta H)_R V} \end{bmatrix}, \quad \alpha_1 = \frac{F}{V} \tag{9.8}$$

all the conditions are satisfied, leading to $\mathcal{T}(c'_A, c'_B, \theta', \theta'_J) = c'_A + c'_B + \frac{2\rho c_p}{(-\Delta H)_R} \theta' + \frac{2\rho_J c_{p_J} V_J}{(-\Delta H)_R V} \theta'_J$

and the functional observer:

$$\begin{aligned}
\frac{d\hat{\xi}}{dt} &= -\frac{F}{V} \hat{\xi} - \frac{2\rho_J c_{p_J} V_J}{(-\Delta H)_R V} \left(\frac{F_J}{V_J} - \frac{F}{V} \right) y'_2 \\
\hat{z} &= \hat{\xi} - \frac{2\rho c_p}{(-\Delta H)_R} y'_1 - \frac{2\rho_J c_{p_J} V_J}{(-\Delta H)_R V} y'_2
\end{aligned} \tag{9.9}$$

The system and the observer (9.8) were simulated using the same parameter values as in Section 6 and constant disturbances $w_1(t) = 10^{-4} \frac{\text{mol}}{\text{l.s}}$, $w_2(t) = 0.2 \frac{\text{W}}{\text{m}^2 \cdot \text{K}}$. Figure 2 compares the functional observer's estimate to the system's total reactant concentration, and provides a plot of the corresponding estimation error, when the initialization error is $1 \frac{\text{mol}}{\text{l}}$.

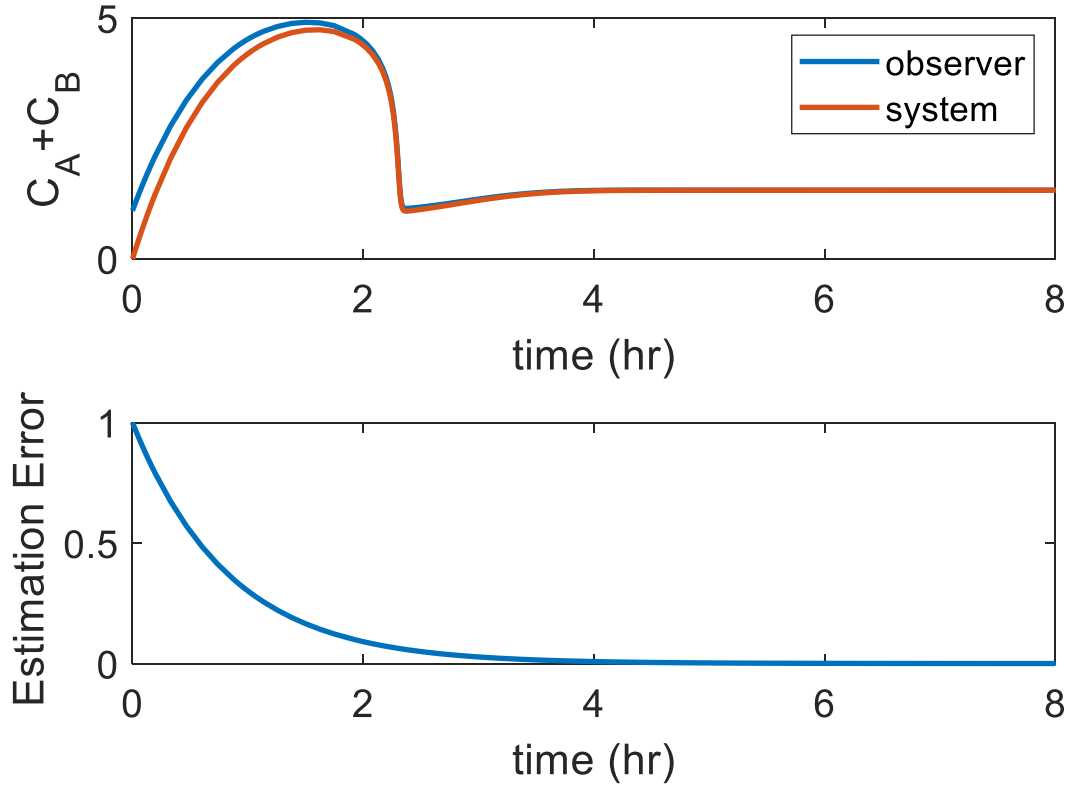


Figure 2: (a) System's and observer's response for $\hat{\xi}(0) - \mathcal{T}(c'_A(0), c'_B(0), \theta'(0), \theta'_J(0)) = 1 \frac{\text{mol}}{\ell}$
(b) Estimation error $\hat{z}(t) - z(t)$

10. CONCLUSION

The present work has developed a direct generalization of Luenberger's functional observers to nonlinear systems. It has formulated notions of exact linearization for functional observer design and has derived specific criteria for linearization to be feasible, including a simple formula for the resulting functional observer. Unlike full-order and reduced-order state observers that can be designed to have linearizable error dynamics for almost all real analytic nonlinear systems in the Poincaré domain without restrictions, functional observers can only be linearized under rather restrictive conditions.

This paper has also studied the construction of disturbance-decoupled functional observers with linear error dynamics, and derived the additional conditions that must hold to enforce the disturbance property.

ACKNOWLEDGMENT

Financial support from the National Science Foundation through the grant CBET-1706201 is gratefully acknowledged.

REFERENCES

1. Luenberger, D., *Observers for multivariable systems*. IEEE Transactions on Automatic Control, 1966. **11**(2): p. 190-197.
2. Luenberger, D., *An introduction to observers*. IEEE Transactions on automatic control, 1971. **16**(6): p. 596-602.
3. Chen, C., *Linear system theory and design*: Oxford University Press. New York, USA, 1999.
4. Darouach, M., *Existence and design of functional observers for linear systems*. IEEE Transactions on Automatic Control, 2000. **45**(5): p. 940-943.
5. Fernando, T.L., H.M. Trinh, and L. Jennings, *Functional observability and the design of minimum order linear functional observers*. IEEE Transactions on Automatic Control, 2010. **55**(5): p. 1268-1273.
6. Korovin, S., I. Medvedev, and V. Fomichev. *Minimum dimension of a functional observer with a given convergence rate*. in *Doklady Mathematics*. 2008. Springer.
7. Korovin, S., I. Medvedev, and V. Fomichev, *Minimum-order functional observers*. Computational Mathematics and Modeling, 2010. **21**(3): p. 275-296.
8. Trinh, H., T. Fernando, and S. Nahavandi, *Partial-state observers for nonlinear systems*. IEEE transactions on automatic control, 2006. **51**(11): p. 1808-1812.
9. Tsui, C.-C., *What is the minimum function observer order?* Journal of the Franklin Institute, 1998. **335**(4): p. 623-628.
10. Andrieu, V. and L. Praly, *On the Existence of a Kazantzis--Kravaris/Luenberger Observer*. SIAM Journal on Control and Optimization, 2006. **45**(2): p. 432-456.
11. Kazantzis, N. and C. Kravaris, *Nonlinear observer design using Lyapunov's auxiliary theorem*. Systems & Control Letters, 1998. **34**(5): p. 241-247.
12. Kazantzis, N., C. Kravaris, and R.A. Wright, *Nonlinear observer design for process monitoring*. Industrial & engineering chemistry research, 2000. **39**(2): p. 408-419.
13. Kreisselmeier, G. and R. Engel, *Nonlinear observers for autonomous Lipschitz continuous systems*. IEEE Transactions on Automatic Control, 2003. **48**(3): p. 451-464.
14. Krener, A.J. and A. Isidori, *Linearization by output injection and nonlinear observers*. Systems & Control Letters, 1983. **3**(1): p. 47-52.
15. Krener, A.J. and W. Respondek, *Nonlinear observers with linearizable error dynamics*. SIAM Journal on Control and Optimization, 1985. **23**(2): p. 197-216.
16. Krener, A.J. and M. Xiao, *Nonlinear observer design in the Siegel domain*. SIAM Journal on Control and Optimization, 2002. **41**(3): p. 932-953.
17. Krener, A.J. and M. Xiao, *Nonlinear observer design for smooth systems*. Chaos in automatic control, 2005: p. 411-422.
18. Hou, M., A.C. Pugh, and P. Muller, *Disturbance decoupled functional observers*. IEEE Transactions on Automatic control, 1999. **44**(2): p. 382-386.
19. Willems, J., *Almost invariant subspaces: an approach to high gain feedback design--Part I: almost controlled invariant subspaces*. IEEE Transactions on Automatic Control, 1981. **26**(1): p. 235-252.
20. Hautus, M.L., *Strong detectability and observers*. Linear Algebra and its applications, 1983. **50**: p. 353-368.
21. Trinh, H., T.D. Tran, and T. Fernando, *Disturbance decoupled observers for systems with unknown inputs*. IEEE Transactions on Automatic control, 2008. **53**(10): p. 2397-2402.

22. Teh, P.S. and H. Trinh, *Design of unknown input functional observers for nonlinear systems with application to fault diagnosis*. Journal of Process Control, 2013. **23**(8): p. 1169-1184.
23. Fogler, H.S., *Elements of chemical reaction engineering*. Pearson, 2016.
24. Bailey, J.E. and D.F. Ollis, *Biochemical engineering fundamentals*. McGraw-Hill, 1986.
25. Bastin, G., *Dochain. On-Line Estimation and Adaptive Control of Bioreactors*. 1990, Elsevier Science, 1990.
26. Perrier, M. and D. Dochain, *Evaluation of control strategies for anaerobic digestion processes*. International journal of adaptive control and signal processing, 1993. **7**(4): p. 309-321.
27. Lyapunov, A.M., *The general problem of the stability of motion*. International journal of control, 1992. **55**(3): p. 531-534.
28. Cui, X., M.S. Mannan, and B.A. Wilhite, *Towards efficient and inherently safer continuous reactor alternatives to batch-wise processing of fine chemicals: CSTR nonlinear dynamics analysis of alkylpyridines N-oxidation*. Chemical Engineering Science, 2015. **137**: p. 487-503.