

# Unsupervised tree boosting for learning probability distributions

Naoki Awaya and Li Ma  
*Department of Statistical Science*  
*Duke University, Durham, NC 27708, USA*

February 28, 2025

## Abstract

Based on additive ensembles of weak learners often in the form of regression and classification trees, boosting is among the most popular and powerful supervised learning algorithms, capable of achieving low bias and variance while overcoming the curse of dimensionality. Following the intuition that the additive tree model fitting approach also holds promise for addressing similar challenges in unsupervised settings, we consider the quintessential unsupervised problem of learning an unknown sampling distribution based on an i.i.d. sample, and propose an unsupervised tree boosting algorithm for inferring the underlying distribution. Integral to the algorithm is a new concept of “addition” of probability distributions that lead to a coherent notion of “residualization”, i.e., subtracting a probability distribution from an observation. We show that these notions arise naturally for univariate distributions in terms of cumulative distribution function (CDF) transforms and CDF compositions due to several “group-like” properties of univariate CDFs. In contrast, the traditional multivariate CDF does not preserve these properties and hence it does not lead to similar notions of “addition” and “residualization”. We show that a new definition of multivariate CDF can restore these “group-like” properties of the univariate CDF, thereby allowing the proper notions of “addition” and “residualization” to be formulated for multivariate distributions as well. This then gives rise to a simple boosting algorithm based on forward-stagewise fitting of an additive ensemble of tree-based models, which can be decision-theoretically justified in terms of sequential reduction of Kullback-Leibler divergence. The algorithm allows analytic evaluation of the density function for the fitted distribution and outputs a generative model with this density, which allows drawing Monte Carlo samples from the fitted distribution in a straightforward manner. Traditional wisdom in applying supervised boosting—such as setting the appropriate level of shrinkage/regularization—carry over into the unsupervised counterpart and leads to significant performance improvement. In particular, we introduce a new scale-dependent shrinkage strategy that utilizes a scale-specific learning rate. Moreover, we incorporate a two-stage fitting strategy that first fits the marginals followed by the copula of the distribution. We introduce a measure of variable importance based on the fitted tree ensemble, which gauges the relevance of each dimension in characterizing the underlying distribution. Finally, we show through benchmark datasets that our algorithm is competitive to the state-of-the-art deep learning-based normalizing flows in multivariate density estimation at a tiny fraction of their computational cost for training.

# 1 Introduction

In supervised learning such as classification and regression, boosting is acknowledged as one of the most powerful algorithms. It is acclaimed for the ability to overcome the curse of dimensionality and achieve a desirable balance in bias-variance trade-off. The most popular boosting algorithms can be thought of as sequentially fitting an additive ensemble of weak learners, often in the form of regression or classification trees (e.g., Friedman, 2001; Hastie et al., 2009). The success of boosting in supervised problems suggests that a similar strategy might also prevail in unsupervised problems, where the ultimate objective involves learning the structures of some unknown probability distribution based on a collection of training data from that distribution.

Adapting additive modeling and in particular boosting to learning a probability distribution, however, requires the formulation of two integral concepts—(i) the *addition* of probability measures and (ii) the *residual* of an observation after “subtracting” a probability measure from it. While a natural idea to define addition on probability measures might be to embed them as elements in a space where the operation of addition is available, it is not straightforward to introduce such embedding that renders a conceptually and computationally simple notion of “residualization” of an observation that removes a fitted measure from the underlying sampling distribution.

In this work we formulate these notions in terms of cumulative distribution function (CDF) transforms and compositions. We start from the case of univariate distributions, for which the addition of two measures can be defined simply in terms of a composition of their CDFs whereas the residual of an observation from subtracting a measure is simply the application of the corresponding CDF transform to that observation. In generalizing this notion of addition to multivariate distributions on  $\mathbb{R}^d$  with  $d > 1$ , however, the classical notion of the multivariate CDF, which maps  $\mathbb{R}^d$  to the interval  $(0, 1]$  is unsatisfactory, as easily seen, for example, by the fact that one can neither define a composition of two such CDFs nor define residuals that still lie in  $\mathbb{R}^d$ . More fundamentally, multivariate CDFs do not preserve a set of “group-like” properties of 1D CDFs that underly the notion of addition and residualization. Interestingly, we show that a proper notion of the CDF for multivariate distributions, which maps  $\mathbb{R}^d$  to  $\mathbb{R}^d$ , does exist and it naturally generalizes the notions of addition and residuals to multivariate settings.

Based on these new notions, we introduce an unsupervised tree boosting algorithm for learning probability measures based on forward-stagewise (FS) fitting of an additive tree ensemble. Our algorithm in each iteration completes two operations that resemble those in supervised boosting: (i) computing the current residuals by subtracting the fitted measure at the current iteration from the observations and (ii) fitting a tree-based “weak” learner on the residuals and adding the estimated distribution to the current fit. The algorithm enables straightforward analytical evaluation of the probability density of the fitted distribution and produces a generative model for the fitted measure that can be directly sampled from.

We investigate the theoretical and methodological properties of our unsupervised boosting framework, many of which draw an interesting analogy to those of supervised boosting. First, we show that

the unsupervised boosting algorithm can be justified from a decision-theoretic perspective in terms of sequentially reducing the Kullback-Leibler divergence between the model and the unknown true measure. In addition, just as in supervised learning (Breiman, 2004), the unsupervised boosting is “highly expressive” in the sense that a wide class of distributions can be represented or well approximated by a finite combination of highly constrained (or “weak”) tree-based density models. Moreover, we show that helpful considerations in applying boosting in supervised problems—including choosing the number of trees and setting the appropriate level of shrinkage/regularization—can be accomplished in the unsupervised counterpart and can have a substantial impact on the performance. We introduce a novel scale-dependent shrinkage strategy, which utilizes a scale-specific learning rate specified in terms of the size of the corresponding nodes in the tree-based weak learner. We also incorporate a two-stage approach that fits the marginal distributions and the copula of the unknown measure separately which substantially improves the model fit. Lastly, we present a measure of variable importance based on the respective contribution of each dimension in reducing in the overall KL divergence, which provides additional insights on the relevance of each dimension in characterizing the underlying distribution and allows effective variable screening.

While our work is motivated from the boosting perspective, our algorithm can also be viewed as an example of the so-called normalizing flow (NF) method, a framework for density estimation recently popularized in the machine learning community, often used in conjunction with deep neural networks (see i.e., Papamakarios (2019), Papamakarios et al. (2021), and Kobyzev et al. (2020)). In fact, the vanilla version of our proposed algorithm, without several boosting-based performance enhancing specifications, can be shown to be algorithmically equivalent to a type of tree-based NF approach called “tree density destructors” proposed in Inouye and Ravikumar (2018). Nevertheless, as we will show, formulating the algorithm from the boosting perspective provides fresh theoretical insights as well as critical practical guidance for achieving competitive performance. We will discuss in more detail the connection and compare with several state-of-the-art deep learning-based NF methods using multiple benchmark datasets.

All proofs are given in **Supplementary Materials A and B**.

## 2 Method

### 2.1 CDF-based addition and residualization for univariate distributions

We start by defining notions of addition and residuals in the one-dimensional setting before generalizing them to multivariate distributions. Without loss of generality, let  $(0, 1]$  represent the one-dimensional sample space. For ease of exploration, we shall assume that the distributions are absolutely continuous on the sample space with respect to the Lebesgue measure and have full support.

We first make an observation that if a random variable  $X \sim G$ , its sampling distribution, then  $\mathbf{G}(X) \sim \text{Unif}(0, 1]$ , where  $\mathbf{G}$  denotes the CDF of  $G$ . (Throughout we will use bold font letters to indicate the CDFs of the corresponding distributions.) As such, the CDF transform “removes” the

distributional structure of  $G$  from the sampling distribution of  $X$ . Thus one can think of  $r = \mathbf{G}(X)$  as a “residual”. Moreover,  $\text{Unif}(0,1]$  serves as the notion of “zero”, whose CDF is the identity map, in the space of probability distributions as it is the remaining distribution after “subtracting” the true sampling distribution  $G$  from  $X$ .

Next we define a notion of “adding” two distributions  $G$  and  $H$  that is consistent with the above notion of “subtraction” or “residualization”. Specifically, the addition of  $G_1$  and  $G_2$ , denoted as “ $G_1 \oplus G_2$ ”, should satisfy the property that if  $X \sim G_1 \oplus G_2$ , then  $r^{(1)} = \mathbf{G}_1(X) \sim G_2$ . In other words, if the sampling distribution of  $X$  is the “sum” of  $G_1$  and  $G_2$ , then taking the “residual” of  $X$  with respect to  $G_1$  should result in a random variable distributed as  $G_2$ . Such a notion of addition indeed exists:

$$G_1 \oplus G_2 \text{ is the distribution whose CDF is } \mathbf{G}_2 \circ \mathbf{G}_1$$

where “ $\circ$ ” denotes function composition. Note that this notion of addition is not commutative. That is,  $G_1 \oplus G_2 \neq G_2 \oplus G_1$ . Fortunately, as we will see, the operation of fitting an additive ensemble as in supervised boosting requires only a non-abelian group-structure, which does not require the commutativity of the underlying addition. As such, the loss of commutativity will pose no difficulty in our construction of additive tree models and later an unsupervised boosting algorithm based on the new notions of addition and residuals.

By iteratively applying such an addition, one can define the “sum” of  $k(\geq 1)$  probability measures  $G_1, \dots, G_k$ . Specifically, the sum of  $G_1, \dots, G_k$ ,

$$G_1 \oplus \dots \oplus G_k \text{ is the distribution whose CDF is } \mathbf{G}_k \circ \dots \circ \mathbf{G}_1.$$

The following property provides the basis for sequential addition and residualization, analogous to those in supervised boosting.

**Proposition 2.1.** *If  $G_1, \dots, G_k$  have full support on  $(0,1]$ , (i.e., when the CDFs  $\mathbf{G}_1, \dots, \mathbf{G}_k$  are strictly increasing,) then for any  $i = 1, 2, \dots, k-1$*

$$X \sim G_1 \oplus \dots \oplus G_k \quad \text{if and only if} \quad r^{(i)} = \mathbf{G}_i \circ \dots \circ \mathbf{G}_1(X) \sim G_{i+1} \oplus \dots \oplus G_k.$$

Proposition 2.1 then implies that such residualization can be applied sequentially. That is, if  $r^{(k)}$  is the residual of  $x$  after subtracting  $G_1 \oplus \dots \oplus G_k$ , then  $r^{(0)} = x$ , and for  $k \geq 1$

$$r^{(k)} = \mathbf{G}_k(r^{(k-1)}) = \mathbf{G}_k \circ \mathbf{G}_{k-1}(r^{(k-2)}) \dots = \mathbf{G}_k \circ \mathbf{G}_{k-1} \circ \dots \circ \mathbf{G}_1(r^{(0)}). \quad (1)$$

The “additivity” induced by the composition of the CDFs in fact also induces an additivity on the corresponding log-likelihood. Specifically, suppose  $g_i = dG_i/d\mu$  is the probability density function (pdf) of  $G_i$  for  $i = 1, 2, \dots, k$  with respect to Lebesgue measure  $\mu$ . Then the density of  $f_k = dF_k/d\mu$  satisfies

$$f_k(x) = \prod_{i=1}^k g_i(r^{(i-1)}) \quad \text{or} \quad \log f_k(x) = \sum_{i=1}^k \log g_i(r^{(i-1)}).$$

	Boosting for regression	Boosting for probability measures
Addition	$h_1 + \cdots + h_k$	$G_1 \oplus \cdots \oplus G_k$
Residual	$y - \sum_{l=1}^{k-1} h_l(x)$	$\mathbf{G}_{k-1} \circ \cdots \circ \mathbf{G}_1(x)$
Zero	0	Uniform distribution on $(0, 1]^d$

Table 1: Key concepts in boosting

Table 1 summarizes the corresponding notions of addition, residuals, and zero in supervised boosting (in particular regression) and those in our unsupervised formulation. With these new notions, we are ready to introduce a boosting algorithm for learning one-dimensional distributions. However, the more interesting application involves multivariate (in fact high-dimensional) distributions. As such, we first generalize these notions to multivariate cases, and then introduce a multivariate version of our boosting algorithm that contains the (less interesting) univariate scenario as a special case.

## 2.2 Generalization to multivariate distributions

The above notions of addition and residuals do not find direct counterparts for multivariate measures if one uses the traditional definition of CDFs for multivariate distributions. In particular, because the traditional CDF is a mapping from  $(0, 1]^d$  to  $(0, 1]$  instead of  $(0, 1]^d$ , we cannot even take the composition of the CDFs or compute the residuals, which should remain in the same space as the original observations. Beyond the minimal requirement that the appropriate notion of “CDF” should map from  $(0, 1]^d$  to  $(0, 1]^d$ , it must also enjoy several group-like properties of univariate CDF’s.

We summarize the four such properties that the “CDF” must satisfy to allow the definition of addition and residualization to carry over into the multivariate setting:

- (C1)  $\mathbf{G}$  is a mapping from  $(0, 1]^d$  to  $(0, 1]^d$ .
- (C2)  $G$  is uniquely determined by  $\mathbf{G}$ .
- (C3) If  $X \sim G$ , then  $\mathbf{G}(X) \sim \text{Unif}((0, 1]^d)$ , the “zero”.
- (C4) If  $X \sim G_1 \oplus G_2$ , the distribution uniquely determined by its “CDF”  $\mathbf{G}_2 \circ \mathbf{G}_1$ , then  $\mathbf{G}_1(X) \sim G_2$ .

Remark: (C1) and (C2) are needed for defining addition in terms of compositions. (C3) and (C4) are needed for the proper notion of residuals.

For the purpose of constructing a tree additive ensemble model and a boosting algorithm, one type of “CDFs” that satisfy these conditions are particularly useful as they are very easy to compute for probability distributions with piecewise constant densities defined on leafs of a recursive dyadic partitioning of the sample space. As one can imagine, efficient computation of the “CDFs” for tree-based models is critical as they will be computed many times during the fit to an additive ensemble.

### 2.2.1 Characterizing probability measures on a recursive dyadic partition tree

Next we describe the construction of this generalized notion of multivariate CDFs, which we call the “tree-CDF”, due to its connection to recursive bifurcating partition trees. We start by introducing some additional notation related to recursive dyadic partitions.

A recursive dyadic partition of depth  $R$  is a sequence of nested dyadic partitions  $\mathcal{A}^1, \mathcal{A}^2, \dots, \mathcal{A}^R$  on the sample space  $\Omega$ . The first partition  $\mathcal{A}^1$  only includes  $\Omega$ , and for  $k = 2, \dots, R$ , the partition  $\mathcal{A}^k$  consists of all the sets generated by dividing each  $A \in \mathcal{A}^{k-1}$  into two children  $A_l$  and  $A_r$ , where  $A_l \cup A_r = A$  and  $A_l \cap A_r = \emptyset$ . (Throughout, we use subscripts  $l$  and  $r$  to indicate left and right children respectively.) We can denote the recursive partition using a tree  $T = \cup_{k=1}^R \mathcal{A}^k$ . As such, we refer to the sets in the partitions as “nodes”. We call the collection of nodes in  $\mathcal{A}^R$  the “terminal” nodes or “leafs” of  $T$  and denote it by  $\mathcal{L}(T)$ ; the nodes in other levels are the “non-leaf” nodes or “interior” nodes, which we denote by  $\mathcal{N}(T) = T \setminus \mathcal{L}(T)$ .

We consider partition trees with axis-aligned partition lines. In this case, a node  $A \in T$  is of the following rectangular form:

$$A = (a_1, b_1] \times \dots \times (a_d, b_d]. \quad (2)$$

For a non-leaf node  $A \in \mathcal{N}(T)$ , the children  $A_l$  and  $A_r$  are generated by dividing  $A$  in one of the  $d$  dimensions, say  $j^*$ ,

$$A_l = (a_1, b_1] \times \dots \times (a_{j^*}, c_{j^*}] \times \dots \times (a_d, b_d] \quad \text{and} \quad A_r = (a_1, b_1] \times \dots \times (c_{j^*}, b_{j^*}] \times \dots \times (a_d, b_d]. \quad (3)$$

In the following, for each partition tree  $T$ , we let  $\mathcal{P}_T$  be the class of probability measures that are conditionally uniform on the leafs of  $T$  and have full support on  $\Omega$ . That is,

$$\mathcal{P}_T = \left\{ G : G \text{ has full support on } (0, 1]^d \text{ and } G(\cdot | A) = \mu(\cdot | A) \text{ for every } A \in \mathcal{L}(T) \right\},$$

where  $\mu$  is the uniform distribution, and  $G(\cdot | A)$  and  $\mu(\cdot | A)$  are the corresponding conditional distributions on  $A$ .

To generalize the CDF transform from univariate to multivariate cases, first we note an interesting multi-scale decomposition of the univariate CDF—a univariate CDF transform  $\mathbf{G}$  for any distribution  $G \in \mathcal{P}_T$  on an observation  $x$  can actually be computed sequentially in a fine-to-coarse fashion along the branch in the partition tree  $T$  in which  $x$  falls. Specifically, suppose  $T$  has depth  $R$ , then for  $x \in (0, 1]$ , let  $\{A_k\}_{k=1}^R$  be a sequence of nodes in  $T$  such that  $A_k \in \mathcal{A}^k$  and

$$x \in A_R \subset A_{R-1} \subset \dots \subset A_1 = (0, 1].$$

The CDF transform  $\mathbf{G}(x)$  can be decomposed into the composition of a sequence of “local move functions”:

$$\mathbf{G}(x) = \mathbf{G}_{A_1} \circ \dots \circ \mathbf{G}_{A_{R-1}}(x), \quad (4)$$

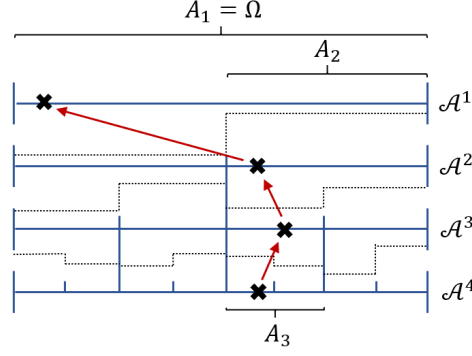


Figure 1: Visualization of the tree-based decomposition of a univariate CDF into three local moves. The dotted lines indicate  $G(A_l | A)/\mu(A_l | A)$  or  $G(A_r | A)/\mu(A_r | A)$  on each node  $A$ .

where for any  $A = (a, b] \in \mathcal{N}(T)$  with two children  $A_l = (a, c]$  and  $A_r = (c, b]$ . The mapping  $\mathbf{G}_A : A \rightarrow A$  is (up to a normalizing constant  $\mu(A)$ ) the CDF of a dyadic piecewise constant density equal to  $G(A_l|A)/\mu(A_l)$  on  $A_l$  and  $G(A_r|A)/\mu(A_r)$  on  $A_r$ . More precisely,  $\mathbf{G}_A : A \rightarrow A$  is given by

$$\frac{\mathbf{G}_A(x) - a}{x - a} = \frac{G(A_l|A)}{\mu(A_l|A)} \quad \text{for } x \in A_l \quad \text{and} \quad \frac{b - \mathbf{G}_A(x)}{b - x} = \frac{G(A_r|A)}{\mu(A_r|A)} \quad \text{for } x \in A_r.$$

Note that the conditional measures and the input and output of  $\mathbf{G}_A$  have the following relationship:

$$\begin{aligned} G(A_l|A) > \mu(A_l|A) &\Leftrightarrow G(A_r|A) < \mu(A_r|A) \Leftrightarrow \mathbf{G}_A(x) > x, \\ G(A_l|A) < \mu(A_l|A) &\Leftrightarrow G(A_r|A) > \mu(A_r|A) \Leftrightarrow \mathbf{G}_A(x) < x. \end{aligned}$$

We call  $\mathbf{G}_A$  a “local move” function because it moves a point in  $A$  in the direction of the child node with less (conditional) probability mass than the (conditional) uniform measure as illustrated in Figure 1. The amount of movement on  $A$  is proportional to the probability mass differential between the two children of  $A$  in  $G$  relative to  $\mu$ .

If we think of applying the univariate CDF transform as “subtracting” the information contained in a probability measure from an observation, the decomposition in Eq. (4) indicates that such subtraction can be done through a sequentially through the local moves, each subtracting a piece of the information regarding the measure from the observation. This perspective leads to a generalization of the CDF transform for the multivariate case as we describe below.

For a point  $x = (x_1, \dots, x_d) \in \Omega = [0, 1]^d$ , again let  $T$  be a recursive dyadic partition tree of depth  $R$  on the sample space  $\Omega$ , and  $\{A_k\}_{k=1}^R$  the sequence of nodes in  $T$  that contains  $x$  as before. Then we define a mapping  $\mathbf{G} : (0, 1]^d \rightarrow (0, 1]^d$  in terms of a sequence of fine-to-coarse local moves along that branch in  $T$ . Specifically, for a node  $A \in \mathcal{N}(T)$  as in Eq. (2) with children  $A_l$  and  $A_r$  attained from dividing  $A$  in the  $j^*$ th dimension as described in Eq. (3), we define a local move mapping  $\mathbf{G}_A : A \rightarrow A$  such that for any  $x \in A$ ,  $\mathbf{G}_A(x) = (\mathbf{G}_{A,1}(x), \dots, \mathbf{G}_{A,d}(x))$  where  $\mathbf{G}_{A,j}(x) = x$  for all  $j \neq j^*$ , and

$$\frac{\mathbf{G}_{A,j^*}(x) - a_{j^*}}{x_{j^*} - a_{j^*}} = \frac{G(A_l|A)}{\mu(A_l|A)} \quad \text{for } x \in A_l \quad \text{and} \quad \frac{b_{j^*} - \mathbf{G}_{A,j^*}(x)}{b_{j^*} - x_{j^*}} = \frac{G(A_r|A)}{\mu(A_r|A)} \quad \text{for } x \in A_r.$$

As illustrated in Figure 2, similar to the univariate case, the local move mapping is nothing but (up to a normalizing constant  $\mu(A)$ ) the CDF of a dyadic piecewise constant density on  $A$ , except that now in the multivariate setting there are a total of  $d$  directions in which such a dyadic split can take place. As a transform, it moves  $x$  in the direction of the child node with less probability mass relative to the uniform measure.

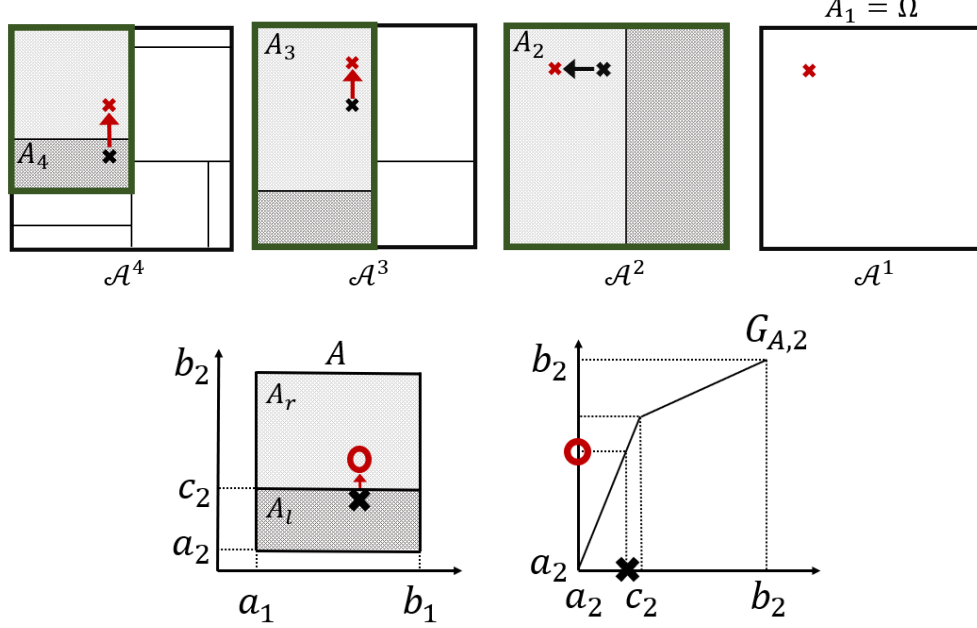


Figure 2: Top: Visualization of the local move functions in each level under  $R = 3$ . The nodes with the darker color have higher conditional probabilities relative to the uniform measure. Bottom: An example of  $\mathbf{G}_A$  with  $j^* = 2$ . The input and the output of  $\mathbf{G}_A$  are indicated by  $\times$  and  $\circ$ , respectively.

As before, we now define a mapping  $\mathbf{G} : (0, 1]^d \rightarrow (0, 1]^d$ , called a “tree-CDF”, as the composition of these local move functions. That is,

$$\mathbf{G}(x) = \mathbf{G}_{A_1} \circ \cdots \circ \mathbf{G}_{A_{R-1}}(x).$$

$\mathbf{G}$  is injective from  $(0, 1]^d$  to  $(0, 1]^d$  for any  $G$  with full support on  $(0, 1]^d$ . Additionally, because  $\mathbf{G}_A$  is surjective for every  $A$ ,  $\mathbf{G}$  is also surjective. One can also show that  $\mathbf{G}$  is measurable. Hence we have the following proposition that establishes Conditions (C1) for tree-CDFs, which is essential to defining the addition of multivariate distributions in terms of tree-CDF compositions.

**Proposition 2.2.** *The tree-CDF mapping  $\mathbf{G} : (0, 1]^d \mapsto (0, 1]^d$  is bijective and measurable for any  $G \in \mathcal{P}_T$ .*

The next two theorems show that our construction of  $\mathbf{G}$  satisfies Conditions (C2) and (C3) as well. That is,  $\mathbf{G}$  uniquely determines  $G$  and applying the  $\mathbf{G}$  mapping to an observation effectively “subtracts” the distributional structure in  $G$  from the sampling distribution of that observation.



**Theorem 2.1.** *A measure  $G \in \mathcal{P}_T$  for some partition tree  $T$  can be determined by the tree-CDF mapping  $\mathbf{G}$  as follows*

$$G(B) = \mu(\{\mathbf{G}(x) : x \in B\}) \quad \text{for all } B \in \mathcal{B}(\Omega).$$

Remark: Theorem 2.1 establishes (C2) and implies that while the mapping  $\mathbf{G}$  for  $G$  is not unique but tree-specific,  $\mathbf{G}$  uniquely determines  $G$ , regardless of the tree from which  $\mathbf{G}$  is defined.

**Theorem 2.2.** *If  $X \sim G \in \mathcal{P}_T$ , then  $\mathbf{G}(X) \sim \text{Unif}((0, 1]^d)$ . Conversely, if  $U \sim \text{Unif}((0, 1]^d)$ , then  $\mathbf{G}^{-1}(U) \sim G$ .*

Remark: Theorem 2.2 establishes (C3) and shows that if one can compute the inverse map  $\mathbf{G}^{-1}$  then one essentially has a generative model, which allows generating samples from  $G$  based on “inverse-CDF” sampling. More details on this will be given in Section 2.3.

### 2.2.2 Addition and residualization for multivariate settings

Let  $G_1, \dots, G_k$  be a collection of probability measures such that  $G_l \in \mathcal{P}_{T_l}$  for  $l = 1, 2, \dots, k$ , and let  $\mathbf{G}_1, \dots, \mathbf{G}_k$  be the corresponding tree-CDFs. As a generalization to the univariate case, next we define addition of distributions by composing their tree-CDFs. We first show that such a composition indeed pins down a unique probability measure.

**Lemma 2.1.** *For  $G_l \in \mathcal{P}_{T_l}$  ( $l = 1, 2, \dots, k$ ), the mapping  $F_k : \mathcal{B}(\Omega) \mapsto (0, 1]$  defined as*

$$F_k(B) = \mu(\{\mathbf{G}_k \circ \dots \circ \mathbf{G}_1(x) : x \in B\}) \quad \text{for } B \in \mathcal{B}(\Omega). \quad (5)$$

*is a probability measure.*

Now we can define the sum of  $k$  distributions,  $G_1 \oplus \dots \oplus G_k$ , as the measure  $F_k$  given in Eq. (5). This definition of addition contains the univariate case presented earlier as a special case. We note that the addition implicitly involves the tree structures  $T_1, \dots, T_k$ . This dependency on the trees, however, is suppressed in the “ $\oplus$ ” notation for simplicity without causing confusion.

Next we turn to the notion of residuals and generalize Proposition 2.1 to multivariate distributions, which establishes Condition (C4) for tree-CDFs.

**Proposition 2.3.** *Let  $G_1, \dots, G_k$  be a collection of probability measures such that  $G_l \in \mathcal{P}_{T_l}$  for  $l = 1, 2, \dots, k$ . Then for any  $i = 1, 2, \dots, k - 1$*

$$X \sim G_1 \oplus \dots \oplus G_k \quad \text{if and only if} \quad r^{(i)} = \mathbf{G}_i \circ \dots \circ \mathbf{G}_1(X) \sim G_{i+1} \oplus \dots \oplus G_k.$$

Remark: This proposition implies Condition (C4) by setting  $k = 2$  and  $i = 1$ .

Moreover, the sequential update of the residuals given in Eq. (1) remains valid. The only difference is that now the residualization in each step depends on an implicit partition tree structure, encapsulated in the corresponding tree-CDF.

### 2.3 An unsupervised boosting algorithm based on forward-stagewise (FS) fitting

Equipped with the new notions of addition and residuals, we are ready to generalize our unsupervised boosting algorithm to the multivariate setting based on forward-stagewise (FS) fitting. Suppose we have an i.i.d. sample  $x_1, \dots, x_n$  from an unknown distribution  $F$ , which we model as an additive ensemble of  $K$  probability measures

$$F = G_1 \oplus \dots \oplus G_K \quad (6)$$

where each  $G_k$  is modeled as a member in  $\mathcal{P}_{T_k}$  for some (unknown)  $T_k$ . We introduce an FS algorithm in which we compute the residuals step-by-step and at the  $k$ th step, fit  $G_k$  to the current residuals. The fit at the  $k$ th step produces an estimate for  $G_k$  along with a partition tree  $T_k$ , which is used to define the tree-CDF in the next step for computing the new residuals.

---

#### Initialization

Set  $\mathbf{r}^{(0)} = (x_1, \dots, x_n)$  and set  $G_0 = \mu$ , the uniform distribution.

#### Forward-stagewise fitting

Repeat the following steps for  $k = 1, \dots, K$ :

1. Update the residuals  $\mathbf{r}^{(k)} = (r_1^{(k)}, \dots, r_n^{(k)})$ , where  $r_i^{(k)} = \mathbf{G}_k(r_i^{(k-1)})$ .
  2. Fit a weak learner that produces a pair of outputs  $(\mathbf{G}_k, T_k)$  to the residualized observations  $\mathbf{r}^{(k)}$ , where  $T_k$  is an inferred partition tree and  $\mathbf{G}_k$  is the tree-CDF for a measure  $G_k \in \mathcal{P}_{T_k}$ .
- 

The output of the boosting algorithm in terms of the collection of pairs  $(\mathbf{G}_k, T_k)$  for  $k = 1, 2, \dots, K$  contains all of the information from the data regarding the underlying distribution. (In fact the  $\mathbf{G}_k$ 's alone contain all the relevant information, but the  $T_k$ 's are indispensable for effectively representing and storing the  $\mathbf{G}_k$ 's.)

Next we demonstrate two ways to extract such information. In particular, we show (i) how to compute the density function of the fitted measure  $F$  at any point in the sample space analytically, and (ii) how to use the resulting generative model to draw Monte Carlo samples from the fitted measure  $F$  based on “inverse-CDF” sampling.

*Evaluating the density function of  $F$ .* Density estimation is a common objective in learning multivariate distributions. The next proposition generalizes the additive decomposition of the log-likelihood for the univariate case and provides a recipe for evaluating the density for the fitted measure  $F$  analytically based on the output of the FS algorithm.

**Proposition 2.4.** *For any  $x \in (0, 1]^d$ , the density  $f = dF/d\mu$  for  $F$  of the additive form in Eq. (6) is given by*

$$f(x) = \prod_{k=1}^K g_k(r^{(k-1)}) \quad \text{or} \quad \log f(x) = \sum_{k=1}^K \log g_k(r^{(k-1)})$$

where  $g_k = dG_k/d\mu$  is the density of  $G_k$ ,  $r^{(k-1)} = \mathbf{G}_{k-1} \circ \dots \circ \mathbf{G}_1(x)$ , is the residual for  $x$  after subtracting  $G_1 \oplus \dots \oplus G_{k-1}$ , and in particular  $r^{(0)} = x$ . In other words, the density  $f(x)$  is exactly the product of the fitted density of each weak learner evaluated at the corresponding sequence of residuals.

A generative model for  $F$ . It turns out that one can use the classical idea of inverse-CDF sampling to construct a generative model for  $F$  as a result of Theorem 2.2. Specifically, we can generate samples from  $F$  by first generating  $U \sim \text{Unif}((0, 1]^d)$  and then compute the following transform

$$\mathbf{F}^{-1}(U) := \mathbf{G}_1^{-1} \circ \dots \circ \mathbf{G}_K^{-1}(U) \quad (7)$$

where  $\mathbf{G}_k^{-1}$  is the corresponding inverse for the tree-CDF  $\mathbf{G}_k$  for  $k = 1, 2, \dots, K$ . To implement the sampler, we next obtain the analytic form of the inverse of a tree-CDF.

Recall that in Section 2.2.1 we showed that a tree-CDF  $\mathbf{G}$  for a measure  $G \in \mathcal{P}_T$  can be expressed as the composition of a sequence of local move mappings  $\mathbf{G}_A : A \rightarrow A$  along each subbranch of  $T$ . The inverse of the local move mapping  $\mathbf{G}_A$  can be expressed as  $\mathbf{G}_A^{-1}(y) = (\mathbf{G}_{A,1}^{-1}(y), \dots, \mathbf{G}_{A,d}^{-1}(y))$  for any  $y = (y_1, \dots, y_d) \in A$ , where

$$\mathbf{G}_{A,j}^{-1}(y_j) = \begin{cases} y_j & (j \neq j^*), \\ \mathbf{G}_{A,j}'^{-1}\left(\frac{y_j - a_j}{b_j - a_j}\right) & (j = j^*), \end{cases}$$

and

$$\mathbf{G}_{A,j}'^{-1}(z_j) = \begin{cases} a_j + \frac{c_j - a_j}{G(A_l | A)} z_j & \text{if } y_j \leq a_j + G(A_l | A)(b_j - a_j), \\ c_j + \frac{b_j - c_j}{G(A_r | A)} \{z_j - G(A_l | A)\} & \text{if } y_j > a_j + G(A_l | A)(b_j - a_j). \end{cases}$$

With the inverse local move function  $\mathbf{G}_A^{-1}$  available for all  $A \in \mathcal{N}(T)$ , we can obtain the explicit form for the inverse tree-CDF  $\mathbf{G}^{-1}$  as

$$\mathbf{G}^{-1}(y) = \mathbf{G}^{(R-1)} \circ \dots \circ \mathbf{G}^{(1)}(y),$$

where for  $k = 1, \dots, R-1$ ,

$$\mathbf{G}^{(k)}(y) = \sum_{A \in \mathcal{A}^k} \mathbf{G}_A^{-1}(y) \mathbf{1}_A(y).$$

## 2.4 Decision-theoretic considerations

In this subsection we show that our boosting algorithm can be interpreted as fitting the additive model in Eq. (6) by sequentially reducing the Kullback-Leibler divergence.

Let  $F^*$  be the true sampling distribution for the observations and  $f^* = dF^*/d\mu$  its density function. Again, let  $F = G_1 \oplus \dots \oplus G_K$  be the additive model for the distribution and  $f = dF/d\mu$  its density. We consider the entropy loss, i.e., the Kullback-Leibler (KL) divergence between  $F^*$  and  $F$

$$\text{KL}(F^*||F) = \int \log \frac{f^*}{f} dF^*. \quad (8)$$

The next lemma states that the entropy loss in Eq. (8) can be decomposed into  $K$  components (ignoring a constant) each of which only depends on  $G_k$ .

**Lemma 2.2.** *The Kullback-Leibler divergence can be written as*

$$\text{KL}(F^*||F) = \int \log f^* dF^* - \sum_{k=1}^K \{\text{KL}(\tilde{F}_k||\mu) - \text{KL}(\tilde{F}_k||G_k)\}. \quad (9)$$

where  $\tilde{F}_k$  is the true distribution of the residualized observation after subtracting  $G_1, G_2, \dots, G_{k-1}$ . That is,  $\tilde{F}_k$  is the true distribution of  $r^{(k-1)} = \mathbf{G}_{k-1} \circ \dots \circ \mathbf{G}_1(X)$ , where  $X \sim F^*$ .

Remark: Note that because  $X \sim F^*$ , we have  $\tilde{F}_1 = F^*$ , and for  $k = 2, \dots, K$ ,  $\tilde{F}_k$  is given by

$$\tilde{F}_k(B) = F^*(\mathbf{G}_1^{-1} \circ \dots \circ \mathbf{G}_{k-1}^{-1}(B)) \quad \text{for all } B \in \mathcal{B}((0, 1]^d).$$

The first term on the right-hand side of Eq. (9) is a constant. The summand in the second term is positive as long as the measure  $G_k$  is closer to  $\tilde{F}_k$  than the uniform measure  $\mu$  in terms of KL divergence. Hence, unless  $\tilde{F}_k = \mu$ , the entropy loss could be reduced by adding an additional measure  $G_k$  that is closer to  $\tilde{F}_k$  than  $\mu$ . In this way, fitting a measure  $G_k$  to the residuals  $\mathbf{r}^{(k)}$  in the  $k$ th step of our boosting algorithm can be understood as an operation to sequentially reduce the KL divergence. Next we turn from the above insight at the population level to the practical strategy at the finite-sample level for fitting  $F$  based on  $n$  i.i.d. observations  $\{x_i\}_{i=1}^n$  from  $F^*$ . First note that minimizing the divergence  $\text{KL}(F^*||F)$  is equivalent to maximizing the average log-density  $\int \log f dF^*$ . Thus with a finite sample, we aim to maximize the sample (average) log-density of the training data

$$\frac{1}{n} \sum_{i=1}^n \log f(x_i).$$

It follows from Proposition 2.2 that the log-density can also be decomposed into the sum of  $K$  components, which we call “improvements”.

**Lemma 2.3.** *The sample average log-density can be written as*

$$\frac{1}{n} \sum_{i=1}^n \log f(x_i) = \sum_{k=1}^K D_k^{(n)}(G_k),$$

where for  $k = 1, 2, \dots, K$ , the improvement  $D_k^{(n)}(G_k)$  is

$$D_k^{(n)}(G_k) = \frac{1}{n} \sum_{i=1}^n \log g_k(r_i^{(k-1)}) \quad \text{with } r_i^{(k-1)} = \mathbf{G}_{k-1} \circ \dots \circ \mathbf{G}_1(x_i).$$

Accordingly, the next proposition characterizes the “optimal” pair  $(G_k, T_k)$  that maximizes  $D_k^{(n)}(G_k)$ .

**Proposition 2.5.** *A pair of  $(G_k, T_k)$  maximizes  $D_k^{(n)}(G_k)$  if and only if*

$$T_k \in \arg \max_{T \in \mathcal{T}} \sum_{A \in \mathcal{L}(T)} \tilde{F}_k^{(n)}(A) \log \frac{\tilde{F}_k^{(n)}(A)}{\mu(A)}, \quad (10)$$

and

$$G_k(A) = \tilde{F}_k^{(n)}(A) \quad \text{for all } A \in \mathcal{L}(T_k), \quad (11)$$

where  $\tilde{F}_k^{(n)}$  is the empirical measure of the residuals  $\mathbf{r}^{(k-1)} = \{r_i^{(k-1)}\}_{i=1}^n$ . That is,

$$\tilde{F}_k^{(n)}(B) = \frac{1}{n} \sum_{i=1}^n \delta_B(r_i^{(k-1)}) \quad \text{for } B \in \mathcal{B}((0, 1]^d).$$

Remark: The summation in Eq. (10) is the KL divergence between two discrete probability measures with masses given by  $\{\tilde{F}_k^{(n)}(A)\}_{A \in \mathcal{L}(T)}$  and  $\{\mu(A)\}_{A \in \mathcal{L}(T)}$  respectively. Eq. (10) implies that the “optimal” tree  $T_k$  should allow maximal differentiation in KL divergence between the induced discretizations of  $\tilde{F}^{(n)}$  and  $\mu$  on its leafs.

## 2.5 Practical considerations

In this subsection we describe several practical considerations in implementing and applying the boosting algorithm. While they might first appear as technical details, we have found that they are critical in achieving competitive performance and thus worth elaborating on. Several of these considerations are drawn from similar considerations in supervised boosting.

### 2.5.1 Choice of a weak learner

Searching over all possible trees to solve Eq. (10) in each step of the FS algorithm is computationally prohibitive. Nevertheless, Proposition 2.5 provides hints on how to choose good weak learners that improve the KL divergence efficiently over the iterations. The simplest possible choice of a weak learner, as is often implemented in supervised boosting is to implement a top-down greedy tree learning algorithm that maximizes Eq. (10) one split at a time, as is done in fitting classification and regression trees (CART) (Hastie et al., 2009).

In our numerical examples and software, we adopt a weak learner based on a simplified version of an unsupervised (Bayesian) CART model for probability distributions proposed in Awaya and Ma

(2020). Fitting this weak learner uses a stochastic one-step look-ahead strategy to choose splitting decisions on each tree node, which generally produces closer approximation to the “optimal” tree splits than greedy tree algorithms. (See Theorem 4.1 in Awaya and Ma (2020) for an asymptotic justification—as the sample size grows, it produces trees that satisfy Proposition 2.5 with probability increasing to 1.) Additional details about the weak learner can be found in the **Supplementary Materials C**.

It is worth emphasizing that because we are only building “weak” learners that extract a small fraction of the distributional structure in each iteration, one does not need to be precisely “optimal” in each iteration. More importantly than being “optimal”, the weak learner should facilitate the appropriate shrinkage to avoid overfitting, which we elaborate in the next subsection.

### 2.5.2 Regularization through scale-specific shrinkage

Just as in supervised boosting, simply adopting the solution for Eq. (10) (either exact or approximate) as the fit for  $G_k$  in each iteration will typically lead to overfitting even when the complexity of the tree  $T_k$  is restricted to be small. In particular, the fitted density will tend to have spikes at or near the training points. To avoid such overfitting, it is necessary to regularize or penalize the non-smoothness in the fit for each  $G_k$ . This can be achieved through shrinkage toward “zero”, or the uniform measure  $\mu$ , thereby discounting the influence of the residuals (or its empirical measure  $\tilde{F}_k^{(n)}$ ) on fitting  $G_k$ . In supervised boosting it is typical to introduce a learning rate  $c_0 \in (0, 1]$  that controls how much shrinkage toward zero is applied in each iteration. In the current context, this traditional strategy would correspond to setting

$$G_k = (1 - c_0)\mu + c_0\tilde{F}_k^{(n)}.$$

We found that in practice one can further improve upon this shrinkage strategy by allowing different levels of shrinkage at different scales. The intuition is that depending on the smoothness of the underlying function, overfitting is can be more (or less) likely to happen in learning local details of the distribution and thus one may benefit from enforcing a level of shrinkage that increases (or not) with the depth in the tree  $T_k$ . Following this intuition, we specify a scale-dependent learning rate

$$c(A) = c_0 \cdot (1 + \log_2 \text{vol}(A))^{-\gamma},$$

where  $A$  is a node in  $T_k$ ,  $\text{vol}(A)$  is a volume of  $A$ . Then the shrinkage toward the uniform is can be specified on each node  $A \in \mathcal{N}(T_k)$  in terms of the conditional probability on the children of  $A$

$$\begin{aligned} G_k(A_l \mid A) &= (1 - c(A))\mu(A_l \mid A) + c(A)\tilde{F}_k^{(n)}(A_l \mid A) \text{ for } A \in \mathcal{N}(T_k), \\ G_k(\cdot \mid A) &= \mu(\cdot \mid A) \text{ for } A \in \mathcal{L}(T_k), \end{aligned} \tag{12}$$

where  $A_l$  and  $A_r$  are the children nodes of  $A$  in  $T_k$ ,  $\tilde{F}_k^{(n)}(A_l \mid A) = \tilde{F}_k^{(n)}(A_l)/\tilde{F}_k^{(n)}(A)$  if  $\tilde{F}_k^{(n)}(A) > 0$  and  $\tilde{F}_k^{(n)}(A_l \mid A) = \mu(A_l \mid A)$  otherwise.

The node-specific learning rate  $c(A)$  controls how strongly one “pulls” the empirical measure  $\tilde{F}^{(n)}$  toward the uniform measure  $\mu$  at the corresponding scale of  $A$ . It is specified with two tuning parameters  $c_0 \in (0, 1]$  and  $\gamma \geq 0$ . The parameter  $c_0$  controls the global level of shrinkage, and when  $\gamma > 0$  we introduce stronger shrinkage for small nodes, imposing stronger penalty on local spikes. When  $\gamma = 0$ , this shrinkage reduces to the standard single learning rate specification described above. In practice, we recommend setting these tuning parameters by cross-validation.

Our next proposition shows that with shrinkage, the sample average log-density is steadily improved in each step of the FS algorithm until the residual distribution becomes the uniform measure.

**Proposition 2.6.** *For any finite tree  $T_k$ , under the definition of  $G_k$  given in Eq. (12), the improvement satisfies  $D_k^{(n)}(G_k) \geq 0$  if  $c(A) \in (0, 1]$  for all  $A \in \mathcal{L}(T_k)$  unless  $\tilde{F}_k^{(n)}(A)$  is indistinguishable from the uniform distribution on the tree  $T_k$ , that is,  $\tilde{F}_k^{(n)}(A) = \mu(A)$  for all  $A \in \mathcal{L}(T_k)$ .*

### 2.5.3 Evaluating variable importance

As in supervised learning, it is often desirable to evaluate the contribution of each dimension to the approximation of the unknown measure  $F^*$ . Thus we provide a way to quantify variable importance in a conceptually similar manner to what is often used in supervised boosting (see Hastie et al. (2009)). We note that Ram and Gray (2011) also introduced a notion of the variable importance in density trees. While their definition is based on improvement in the  $L_2$  loss, ours is based on the KL divergence, which is consistent with our earlier decision-theoretic discussion.

Specifically, because our boosting algorithm reduces the KL divergence from the unknown measure  $F^*$ , a natural way of quantifying the importance of a variable is adding up the decrease in the KL divergence due to splitting a tree node in the corresponding dimension. Lemma 2.3 shows that this quantity can be expressed as the sum of the improvements  $D_k^{(n)}(G_k)$ . In particular, the improvement  $D_k^{(n)}(G_k)$  can be further decomposed over the splits of the tree  $T_k$  as follows

$$D_k^{(n)}(G_k) = \sum_{A \in \mathcal{N}(T)} \tilde{F}_k^{(n)}(A) \left\{ \tilde{F}_k^{(n)}(A_l | A) \log \frac{G_k(A_l | A)}{\mu(A_l | A)} + \tilde{F}_k^{(n)}(A_r | A) \log \frac{G_k(A_r | A)}{\mu(A_r | A)} \right\},$$

where the empirical measure  $\tilde{F}_k^{(n)}$  is as defined in Proposition 2.5. Note that the summation inside of the brackets can be written as

$$\text{KL}(\tilde{F}_k^{(n)}(A_l | A) || \mu(A_l | A)) - \text{KL}(\tilde{F}_k^{(n)}(A_l | A) || G_k(A_l | A)),$$

where  $\text{KL}(p || q) = p \log(p/q) + (1-p) \log[(1-p)/(1-q)]$ , and it quantifies the extent to which splitting  $A$  makes  $G_k$  closer to the distribution of the residuals. Based on the decomposition, a natural definition of the total contribution of dividing in the  $j$ th dimension is

$$I_{G_k, j} = \sum_{A \in \mathcal{N}_j(T)} \tilde{F}_k^{(n)}(A) \left\{ \tilde{F}_k^{(n)}(A_l | A) \log \frac{G_k(A_l | A)}{\mu(A_l | A)} + \tilde{F}_k^{(n)}(A_r | A) \log \frac{G_k(A_r | A)}{\mu(A_r | A)} \right\}$$

where  $\mathcal{N}_j(T)$  represents the collection of all nodes in  $T$  that are split in the  $j$ th dimension. Finally we can define the importance of the  $j$ th variable in the additive measure  $F = G_1 \oplus \cdots \oplus G_K$  by summing over the variable importance across the  $G_k$ 's,

$$I_j = \sum_{k=1}^K I_{G_k, j}.$$

#### 2.5.4 Fitting the margins and the copula separately and addressing technical ties

In the density estimation literature, Lu et al. (2013) suggested a two-stage strategy for estimating multivariate densities using tree-based models, which separately fits the marginal distributions and then the dependence (or copula). From our experience, this strategy can often substantially improve the fit of our unsupervised boosting algorithm.

This two-stage strategy is easy to realize in our algorithm. In the first stage, for each of the dimensions, one can adopt weak learners that are constrained to involving tree-CDFs based on partitions along that single dimension. Computing the residuals with tree-CDFs defined on such a tree only removes the marginal distributions from the observations. “Subtracting” all of the marginal distributions from the original observations results in a sample of residuals the remaining distribution with uniform marginals (i.e., the corresponding copula). Then in the second stage, the single-dimension constraint on the partition trees is removed, and tree-CDFs are then fitted to the copula. The final fit is simply the sum, in terms of tree-CDF compositions, of all of the marginals and the copula.

A related practical consideration regards tied values in the training data. (Ties in the margins occur much more frequently than ties that occur simultaneously in all margins and thus the issue is particularly relevant during the fitting of the marginal distributions in this two-stage strategy.) When tied values occur, either from the actual data generative mechanism or due to technical reasons such as rounding, the additive tree model itself will only assume that it is due to the actual data generative mechanism and therefore there must be positive probability mass at those tied values, leading to spikes of estimated densities at those values. In practice, if the data generative mechanism is assumed to be continuous and the ties are due to technical reasons such as rounding, one can avoid this issue by a simple preprocessing step for the training data that “smooths out” those spikes by adding small perturbations before fitting the model. We have found a simple strategy to be effective—when there are ties in the training data at the same value  $x$  and the adjacent values are  $x_-$  and  $x_+$  ( $x_- < x < x_+$ ), we add uniform perturbation to the training data at  $x$  on the support  $-(x - x_-)/2, (x_+ - x)/2$ .

## 2.6 Expressive power of additive tree ensembles

One interesting question is what kind of probability measures can be well approximated by the ensemble when relatively simple (e.g., shallow) tree-based weak learners are combined. This is often referred to as the “expressive power” of the model in the machine learning literature, or the “support” of the model in the statistical literature. The expressive power for several normalizing flows have been



analyzed (Huang et al., 2018; Jaini et al., 2019; Kong and Chaudhuri, 2020), and the large support property of linear combinations of classification trees has been established in Breiman (2004). We show next that a similar property holds for our unsupervised tree ensemble under the following set of conditions.

**Assumption 1.** *For  $k = 1, 2, \dots, K$ , the pair of the tree  $T_k$  and the measure  $G_k$  that forms a component of the tree ensemble satisfies the following conditions:*

1. *The tree  $T_k$  can be any finite tree formed by the dyadic splitting rule described in Eq. (2) and Eq. (3). That is, it incorporates an axis-aligned splitting rule with flexible split points.*
2. *Each  $T_k$  has at least  $d + 1$  leaf nodes, where  $d$  is the dimension of the sample space.*
3. *The measure  $G_k$  can be any conditionally uniform measure on  $T_k$ , namely, for every non-terminal node  $A \in \mathcal{N}(T_k)$ , the conditional probability  $G_k(A_l | A)$  can be any value in  $(0, 1)$ .*

Most notable in the assumption is the second condition, which is in sharp contrast to theories on single tree-based density models in the statistical literature. For instance, a popular tree-based density model, the Pólya tree (PT) model is shown to have the large support under the assumption that a single tree has infinite depth (Lavine, 1992; Ghosal and Van der Vaart, 2017). This is not surprising in the context of additive trees, however, since Proposition 2 of Breiman (2004) for supervised boosting essentially requires the same condition. With additive ensembles, we can combine small trees to express general continuous distributions, as formally stated in the next theorem.

**Theorem 2.3.** *Let  $F^*$  be a probability measure that has a bounded density function. Then, under Assumption 1, for any  $\epsilon > 0$ , there exists a tree ensemble with a finite number of tree measures,  $G_1 \oplus \dots \oplus G_K$ , that approximates  $F^*$  in terms of the KL divergence with this precision, i.e.,*

$$\text{KL}(F^* || G_1 \oplus \dots \oplus G_K) < \epsilon.$$

## 2.7 Connection to normalizing flows

Under our definition of additive tree ensembles, the unknown distribution of the observation is modeled as the transformation of the uniform distribution that takes the form

$$\mathbf{T}_1 \circ \dots \circ \mathbf{T}_K(U), \quad U \sim \text{Unif}((0, 1]^d),$$

where  $\mathbf{T}_k = \mathbf{F}_k^{-1}$ . Given this expression, we can find a connection between our new boosting and the normalizing flow (NF) methods, a class of machine learning algorithms for density estimation. For comprehensive reviews of the NF, see Papamakarios (2019), Papamakarios et al. (2021), and Kobyzev et al. (2020). In NF methods, one approximates the observation’s distribution with the transformation of known distributions such as the uniform and the Gaussian, and the transformation is represented as a composition of multiple functions. From this viewpoint, our boosting method can be considered an NF method in which we use the inverse tree-CDFs  $\mathbf{F}_k^{-1}$  as base transformations.

Some of the NF algorithms are similar to our boosting algorithm in that they adopt an iterative approach, that is, sequentially transform the observations to make the distribution close to the known distributions, as we sequentially residualize the observations with  $\mathbf{G}_k$ 's. In particular, Inouye and Ravikumar (2018) introduces an NF method called “density destructors”, which “subtracts” information from i.i.d. samples until they are uniform samples. Notably, one particular type of density destructors is defined based on subtracting tree-based transforms, which can be shown to be equivalent to our notion of tree-CDF transform. With this connection found, our contribution can be seen as an elaboration of the method and theory under the boosting perspective.

For most NF models, there tends to be a trade-off between the ease in evaluating the fitted density or generating samples from the fitted distribution and that in achieving large expressive power (Papamakarios et al., 2021). It is worth noting that density evaluation and simulation given the fitted additive model are both straightforward to implement under the boosting algorithm because these tasks only require transforming inputs with the tree-CDF and its inverse function respectively, both of which are available in closed forms. The computational cost of these tasks is  $O(RK)$  and in practice, the cost is much smaller because the node splitting is often terminated in shallow levels on much of the sample space. At the same time, the proposed additive tree ensemble is capable of expressing or approximating general continuous distributions as shown in Section 2.6.

### 3 Numerical experiments

In this section, we first carry out simulations in two-dimensional sample spaces for ease of visualization on the fitted distribution. In this context we demonstrate the effect of the tuning parameters on the performance of the unsupervised boosting algorithm for a few representative forms of the density. Then we provide a comparison in density estimation with several state-of-the-art normalizing flow methods on several popular benchmark datasets. Finally we demonstrate the computation of variable importance in the well-known MNIST handwritten digits data (LeCun et al., 1998). Except in the 2D cases, we adopt the two-stage strategy discussed in Section 2.5.4 and set the number of measures for the first stage (estimation of the marginal distributions) to 100 per dimension and 2,500 for the second stage (estimation of the dependence structures). The maximum depth of trees  $R$  is fixed to 50.

#### 3.1 Simulation study in 2D sample spaces

Let us consider three two-dimensional scenarios whose true densities are illustrated in the first row of Figure 3. Presented in the second row in Figure 3 is a comparison of the KL divergence from the true distribution obtained by our boosting algorithm under different values of  $c_0$  with  $\gamma$  fixed to 0.1 as the number of trees grow. We can see that the divergence is minimized when  $c_0$  is small (0.1) for Scenario A and B, in which the true densities have smooth surfaces, and when  $c_0$  is large (0.9) for Scenario C, in which the true density has axis-aligned discontinuities.

A sample of the estimated densities is visualized in Figure 4. In Scenario A, when the learning rate is high ( $c_0 = 0.9$ ), the estimated distribution has very high densities in a small portion of the sample space due to overfitting. The estimated densities also have many clear discontinuities and this pixelation phenomenon is a result of combining tree measures without sufficient shrinkage. The densities are smoothed under stronger shrinkage, especially when  $c_0 = 0.1$ . We note that in many practical applications Scenarios A and B are more realistic than C, and in the case of higher-dimensional real data sets we use in Section 3.2, selecting small learning rates generally leads to desirable inference.

We also provide a comparison under different values of  $\gamma$  with  $c_0$  fixed to 0.1 and  $K$  set to 200 in the third row of Figure 3. Though the values  $\gamma$  seem less influential to the estimation accuracy compared to  $c_0$ , we can see the tendency that the KL divergence is improved when  $\gamma$  is positive for Scenario A and when  $\gamma$  is close to 0 for Scenarios B and C. Optimal values of  $\gamma$  can vary also for real data sets as we see in Section 3.2. In general, we suggest choosing  $c_0$  and  $\gamma$  based on cross-validation.

### 3.2 Performance comparison with state-of-the-art density estimators

We evaluate the performance of our boosting algorithm using seven popular benchmark data sets recorded in the University of California, Irvine (UCI) machine learning repository (Dua and Graff, 2017). We preprocessed the four data sets (“POWER”, “GAS”, “HEPMASS”, and “MINIBOONE”) following Papamakarios et al. (2017) with the code provided at <https://github.com/gpapamak/maf> and the three data sets (“AReM”, “CASP”, and “BANK”) with the code provided at [https://zenodo.org/record/4560982#.Yh4k\\_OiZ0Co](https://zenodo.org/record/4560982#.Yh4k_OiZ0Co). The density functions are estimated based on the training data sets, and the performance is measured by the predictive score, i.e., the average log-density evaluated at the held-out testing sets, one for each dataset.

We compare our approach with three normalizing flow (NF) methods using deep neural networks to construct transforms, which represent the state-of-the-art for density estimation in machine learning: MADE (Germain et al., 2015), Real NVP (Dinh et al., 2017), and MAF (Papamakarios et al., 2017). Their predictive scores are taken from Papamakarios et al. (2017) and (Liu et al., 2021), where the detailed settings of the NF models are provided. For our boosting algorithm, the optimal values of  $c_0$  and  $\gamma$ , tuning parameters for regularization, are chosen from (0.1, 0.2, 0.3) and (0.0, 0.1,  $\dots$ , 1.0), respectively, with the 10-fold cross validation. The selected values are shown in Table 2.

POWER	GAS	HEPMASS	MINIBOONE
(0.1, 0.0)	(0.3, 0.0)	(0.1, 0.7)	(0.1, 0.7)
AReM	CASP	BANK	
(0.3, 0.0)	(0.1, 0.6)	(0.1, 0.2)	

Table 2: The values of  $c_0$  and  $\gamma$  (the parameters of the learning rate) selected for the data sets.

A comparison of the predictive scores is provided in Figure 5, where our method is labeled as

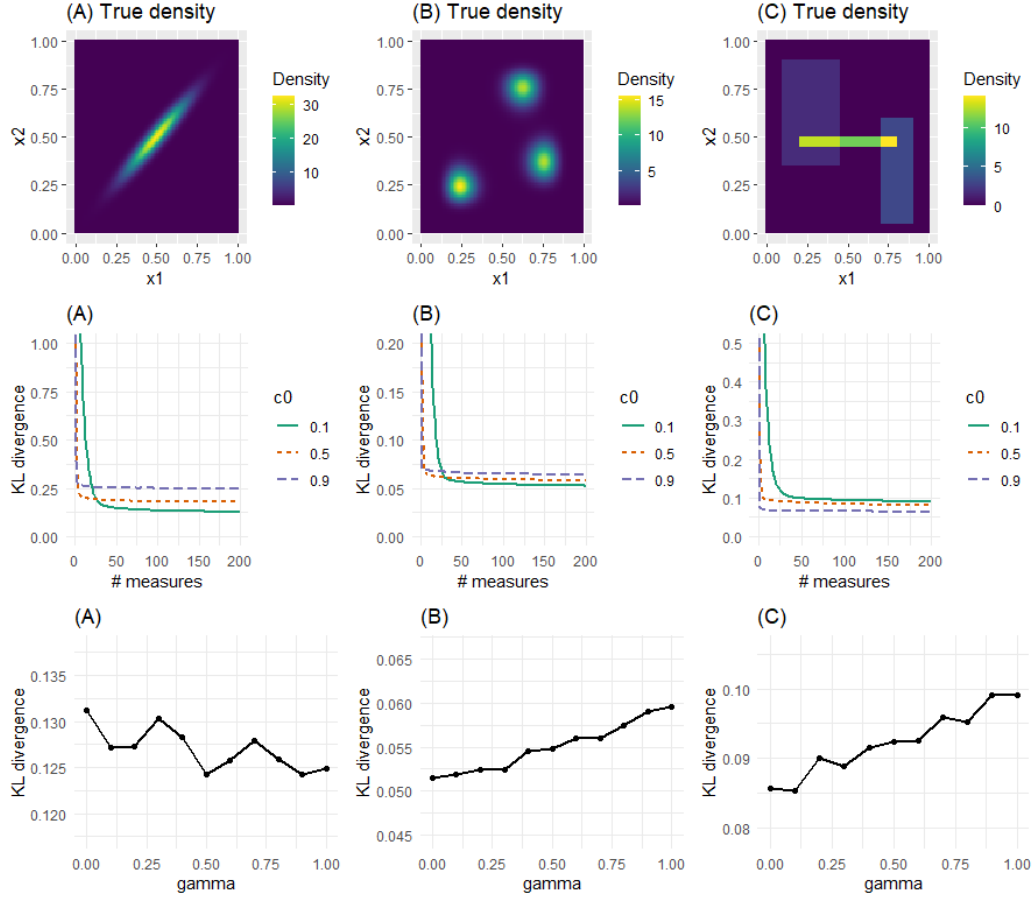


Figure 3: The average KL divergence from the true distribution computed over 30 different data sets obtained under the different values of  $c_0$  and  $\gamma$  (the parameters of the learning rate). The first row shows the true density functions. The KL divergence is compared under different number of measures and values of  $c_0$  in the second row, and the comparison under different values of  $\gamma$  is shown in the third row. In the second row, the range of the second axis is limited to make the difference visible.

“boostPM” (which stands for “boosting probability measures”). (A table of the predictive scores is provided in **Supplementary Materials E**.) Our unsupervised tree boosting is overall competitive with the NF methods and even shows the best predictive performance for two data sets (“POWER” and “AReM”). **Supplementary Materials E** also provides a visual comparison of the training data sets and replicated data sets simulated from the fitted generative model, and it confirms that the distributional structures are successfully captured. It should be noted that among the considered methods, ours is the only one that is not based on neural networks but is a combination of the tree-based learners, and therefore requires only a tiny fraction of the computational cost to train.

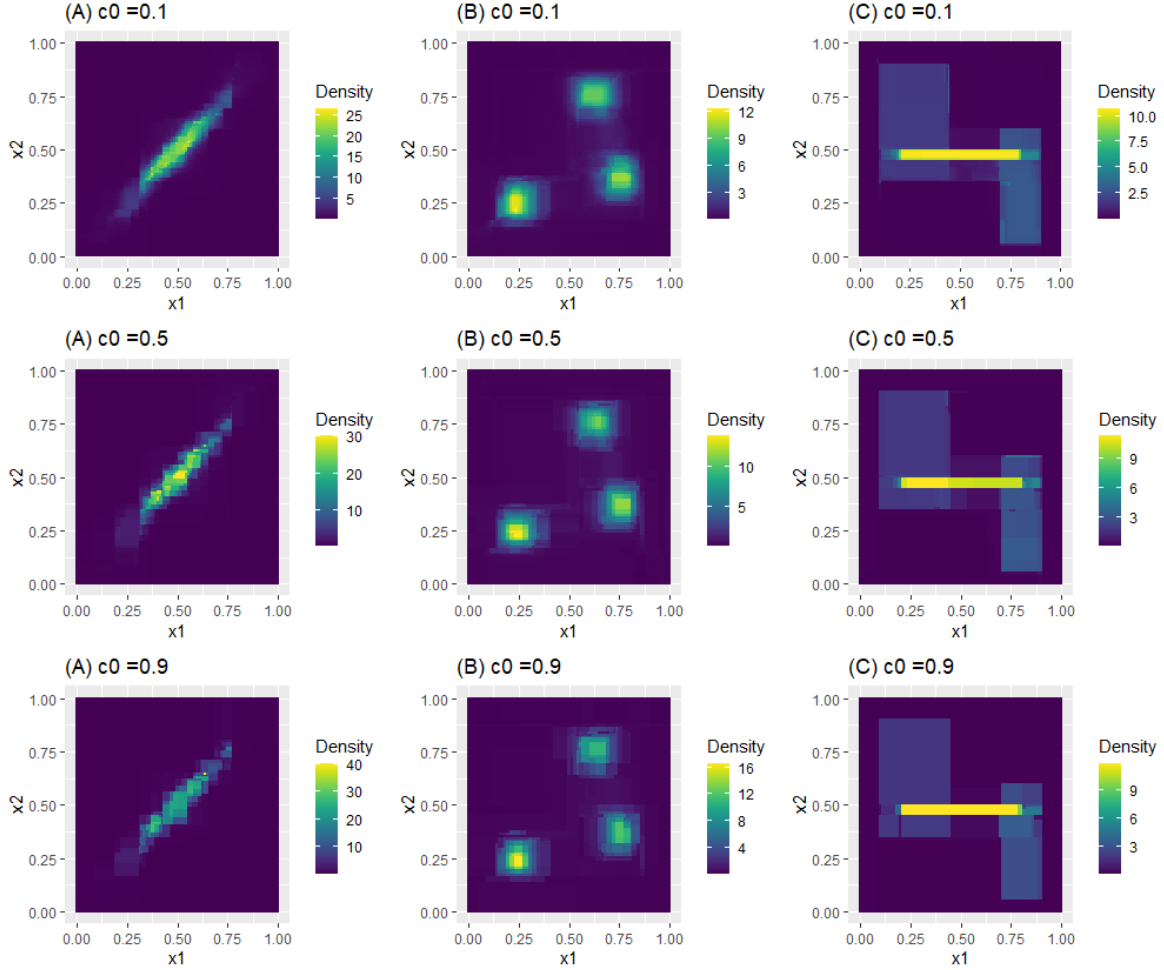


Figure 4: The estimated two-dimensional density functions. Each column corresponds to a simulation scenario, and each row corresponds to a value of  $c_0$  (the scale of the learning rate).

### 3.3 Evaluating variable importance

In this section we compute the variable importance measure defined in Section 2.5.3 using the MNIST handwritten digits data (LeCun et al., 1998). The gray scale images contained in this data consist of  $28 \times 28 = 784$  pixels, and each pixel takes integer values ranging from 0 (black) to 255 (white). We obtain the data with the `read_mnist` function in the R package `dslabs` (Irizarry and Gill, 2021) and as in Papamakarios et al. (2017), scale them into  $[0, 1]$ . The tuning parameters  $c_0$  and  $\gamma$  are both set to 0.1.

Recall that our notion of variable importance characterizes how each variable contributes to the deviation from the uniform measure in the underlying sampling distribution. For the particular application of zip-code digit recognition, a pixel is more informative about the underlying digit if it has large variation over the range of intensities. As such, the practical meaning of “importance” in this particular application is the opposite to the statistical importance—it is exactly those pixels

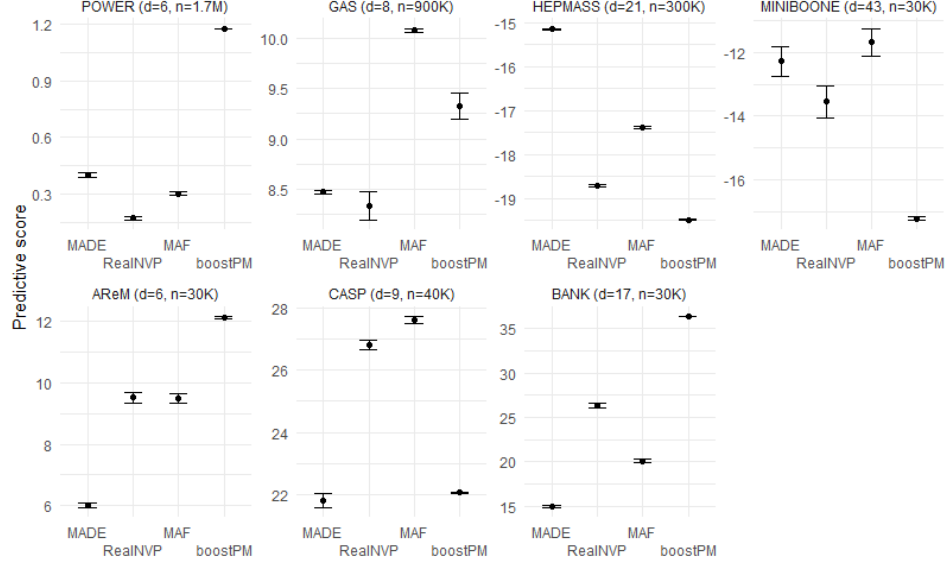


Figure 5: The comparison of the predictive scores. The points indicate the means, and the length of the error bars is two standard deviations.

with intensities spread out over large ranges (and thus more uniform) that are informative about the underlying digit. As such, we want to emphasize the difference between the “practical importance” and that of the “distributional importance” in terms of KL as we defined before.

The computed “distributional importance” obtained for the ten different digits is visualized on the left of Figure 6, and a sample of handwriting of 0 is provided on the right. We can see that the pixels with relatively low “distributional importance” and hence high practical importance lie along the outlines of the digits. Hence in this case the “distributional importance” on the left side characterizes “the average shapes” of the handwritten numbers.

## 4 Concluding remarks

We have proposed an unsupervised boosting method for learning multivariate probability measures by introducing new notions of addition and residuals based on tree-CDF transforms, and demonstrated how one can carry out density estimation and simulate from the fitted measure based on the output of the algorithm. Given its similarity to classical boosting for regression and classification, we expect other techniques for the boosting in such contexts, for example subsampling (Friedman, 2002), could further improve the performance of our boosting method. Due to the limited space, we could not exploit all possible techniques in supervised boosting for improving the performance, but we expect many of them may be effective.

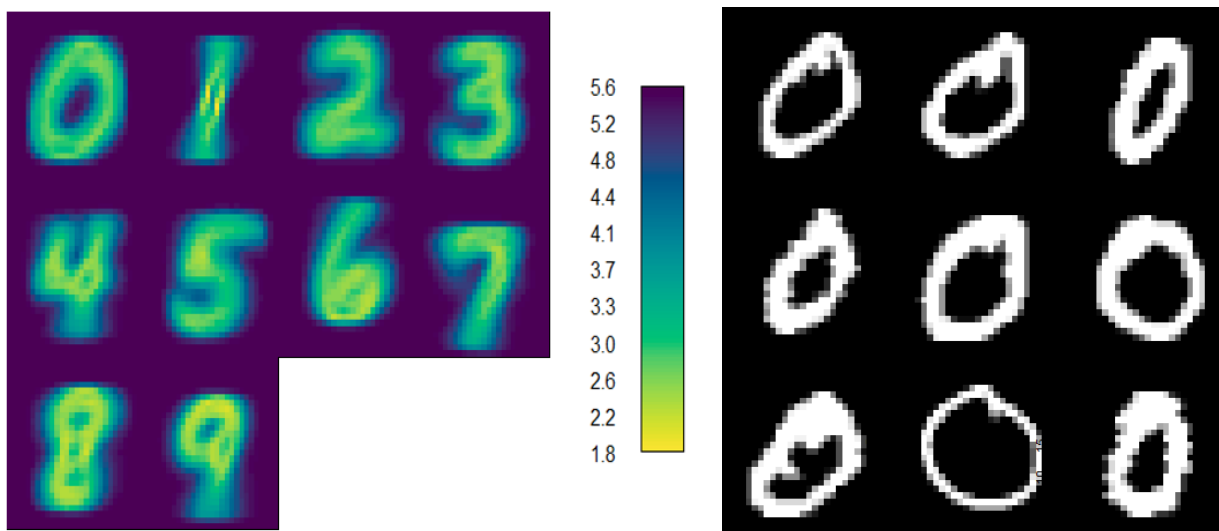


Figure 6: Left: The importance of pixels (variables) computed for the 10 different digits. Yellow/purple colors correspond to low/high importance, which indicates large/small difference in the handwriting styles found at the pixels. Right: A sample of handwriting of 0.

## Software

An R package for our method is available at <https://github.com/MaStatLab/boostPM>.

## Acknowledgment

LM’s research is partly supported by National Science Foundation grants DMS-1749789 and DMS-2013930, as well as National Institutes of Health grant R01GM135440. NA is partly supported by a fellowship from the Nakajima Foundation.

## References

- Naoki Awaya and Li Ma. Hidden markov Pólya trees for high-dimensional distributions. *arXiv preprint arXiv:2011.03121*, 2020.
- Vladimir I Bogachev. *Measure theory*, volume 1. Springer Science & Business Media, 2007.
- Leo Breiman. Population theory for boosting ensembles. *The Annals of Statistics*, 32(1):1–11, 2004.
- Laurent Dinh, Jascha Sohl-Dickstein, and Samy Bengio. Density estimation using real nvp. *Proceedings of the 5th International Conference on Learning Representations*, 2017.
- Dheeru Dua and Casey Graff. UCI machine learning repository, 2017. URL <http://archive.ics.uci.edu/ml>.

- Jerome H Friedman. Greedy function approximation: a gradient boosting machine. *The Annals of Statistics*, pages 1189–1232, 2001.
- Jerome H Friedman. Stochastic gradient boosting. *Computational Statistics & Data Analysis*, 38(4): 367–378, 2002.
- Mathieu Germain, Karol Gregor, Iain Murray, and Hugo Larochelle. Made: Masked autoencoder for distribution estimation. In *International Conference on Machine Learning*, pages 881–889. PMLR, 2015.
- Subhashis Ghosal and Aad Van der Vaart. *Fundamentals of nonparametric Bayesian inference*, volume 44. Cambridge University Press, 2017.
- Trevor Hastie, Robert Tibshirani, and Jerome Friedman. *The elements of statistical learning: data mining, inference, and prediction*. Springer Science & Business Media, 2009.
- Jingyu He and P Richard Hahn. Stochastic tree ensembles for regularized nonlinear regression. *Journal of the American Statistical Association*, (just-accepted):1–61, 2021.
- Chin-Wei Huang, David Krueger, Alexandre Lacoste, and Aaron Courville. Neural autoregressive flows. In *International Conference on Machine Learning*, pages 2078–2087. PMLR, 2018.
- David Inouye and Pradeep Ravikumar. Deep density destructors. In *International Conference on Machine Learning*, pages 2167–2175. PMLR, 2018.
- Rafael A. Irizarry and Amy Gill. *dslabs: Data Science Labs*, 2021. URL <https://CRAN.R-project.org/package=dslabs>. R package version 0.7.4.
- Priyank Jaini, Kira A Selby, and Yaoliang Yu. Sum-of-squares polynomial flow. In *International Conference on Machine Learning*, pages 3009–3018. PMLR, 2019.
- Ivan Kobyzev, Simon Prince, and Marcus Brubaker. Normalizing flows: An introduction and review of current methods. *IEEE Transactions on Pattern Analysis and Machine Intelligence*, 2020.
- Zhifeng Kong and Kamalika Chaudhuri. The expressive power of a class of normalizing flow models. In *International Conference on Artificial Intelligence and Statistics*, pages 3599–3609. PMLR, 2020.
- Michael Lavine. Some aspects of Pólya tree distributions for statistical modelling. *The Annals of Statistics*, 20(3):1222–1235, 1992.
- Yann LeCun, Léon Bottou, Yoshua Bengio, and Patrick Haffner. Gradient-based learning applied to document recognition. *Proceedings of the IEEE*, 86(11):2278–2324, 1998.
- Qiao Liu, Jiaze Xu, Rui Jiang, and Wing Hung Wong. Density estimation using deep generative neural networks. *Proceedings of the National Academy of Sciences*, 118(15), 2021.



- Luo Lu, Hui Jiang, and Wing H Wong. Multivariate density estimation by bayesian sequential partitioning. *Journal of the American Statistical Association*, 108(504):1402–1410, 2013.
- Li Ma. Adaptive shrinkage in pólya tree type models. *Bayesian Analysis*, 12(3):779–805, 2017.
- George Papamakarios. Neural density estimation and likelihood-free inference. *arXiv preprint arXiv:1910.13233*, 2019.
- George Papamakarios, Theo Pavlakou, and Iain Murray. Masked autoregressive flow for density estimation. *arXiv preprint arXiv:1705.07057*, 2017.
- George Papamakarios, Eric Nalisnick, Danilo Jimenez Rezende, Shakir Mohamed, and Balaji Lakshminarayanan. Normalizing flows for probabilistic modeling and inference. *Journal of Machine Learning Research*, 22(57):1–64, 2021.
- Parikshit Ram and Alexander G Gray. Density estimation trees. In *Proceedings of the 17th ACM SIGKDD international conference on Knowledge discovery and data mining*, pages 627–635, 2011.
- Wing H Wong and Ma. Optional Pólya tree and Bayesian inference. *The Annals of Statistics*, 38(3):1433–1459, 2010.

## Supplementary Materials

### A Proofs

In the following proofs, for a tree CDF  $\mathbf{G} : (0, 1]^d \mapsto (0, 1]^d$  and  $B \in \mathcal{B}(\Omega)$ , the image is denoted by

$$\mathbf{G}(B) = \{\mathbf{G}(x) : x \in B\},$$

and the same notation rule is applied for the inverse  $\mathbf{G}^{-1}$ . The Lebesgue measure is denoted by  $\mu$ .

#### A.1 Proof of Proposition 2.1

By the assumption on the full support, the CDFs are invertible.

Suppose  $X \sim G_1 \oplus \cdots \oplus G_k$ . For  $x \in (0, 1]$ , we have

$$\begin{aligned} P(\mathbf{G}_i \circ \cdots \circ \mathbf{G}_1(X) \leq x) &= P(X \leq \mathbf{G}_1^{-1} \circ \cdots \circ \mathbf{G}_i^{-1}(x)) \\ &= \mathbf{G}_k \circ \cdots \circ \mathbf{G}_1(\mathbf{G}_1^{-1} \circ \cdots \circ \mathbf{G}_i^{-1}(x)) \\ &= \mathbf{G}_k \circ \cdots \circ \mathbf{G}_{i+1}(x), \end{aligned}$$

so  $\mathbf{G}_i \circ \cdots \circ \mathbf{G}_1(X) \sim G_{i+1} \oplus \cdots \oplus G_k$ . The converse can be shown by transforming  $P(X < x)$ , where  $\mathbf{G}_i \circ \cdots \circ \mathbf{G}_1(X)$ , in the same way. □

#### A.2 Proof of Proposition 2.2

The tree CDFs are already shown to be bijective in Proposition 2.2.1, so we only show the measurability here.

Let  $\mathcal{E}$  be a set of hyper-rectangles that are written in the form of

$$(a_1, b_1] \times \cdots \times (a_d, b_d]$$

including the null set  $\emptyset$ . Since  $\mathcal{B}((0, 1]^d)$  is the Borel  $\sigma$ -field,  $E \in \mathcal{B}((0, 1]^d)$  holds for every  $E \in \mathcal{E}$ . To show the measurability of the tree CDF  $\mathbf{G}$ , which is defined by the measure  $G \in \mathcal{P}_T$ , it suffices to show that  $\mathbf{G}^{-1}(E) \in \mathcal{B}((0, 1]^d)$  for every  $E \in \mathcal{E}$  since  $\mathcal{E}$  generates  $\mathcal{B}((0, 1]^d)$ .

By the definition of  $\mathbf{G}$ , the image  $\mathbf{G}(A)$  ( $A \in \mathcal{L}(T)$ ) is also a hyper-rectangle included in  $\mathcal{E}$ , and their collection  $\{\mathbf{G}(A) : A \in \mathcal{L}(T)\}$  forms a partition of  $(0, 1]^d$ . Hence  $E$  is written as a union of disjoint sets

$$E = \bigcup_{A \in \mathcal{L}(T)} (E \cap \mathbf{G}(A)),$$

where each  $E \cap \mathbf{G}(A)$  is a hyper-rectangle that belongs to  $\mathcal{E}$  and a subset of  $\mathbf{G}(A)$ . Hence  $\mathbf{G}^{-1}(E \cap \mathbf{G}(A))$  also belongs to  $\mathcal{E} \subset \mathcal{B}((0, 1]^d)$ . Therefore, their finite union

$$\mathbf{G}^{-1}(E) = \bigcup_{A \in \mathcal{L}(T)} \mathbf{G}^{-1}(E \cap \mathbf{G}(A))$$

is also an element of  $\mathcal{B}((0, 1]^d)$ . □

### A.3 Proof of Theorem 2.2

To prove the first assertion, define  $\mathbf{G}^{[r]}$  for  $r = 1, \dots, R-1$  as

$$\mathbf{G}^{[r]}(x) = \sum_{A \in \mathcal{A}^r} \mathbf{G}_A(x) \mathbf{1}_A(x),$$

. Then the first assertion is equivalent to that if  $X \sim G$ , then

$$\mathbf{G}^{[1]} \circ \dots \circ \mathbf{G}^{[R-1]}(X) \sim \text{Unif}((0, 1]^d), \quad (13)$$

which we prove here.

In the proof, we let  $X^{[R]} = X$  and for  $r = 1, \dots, R-1$

$$X^{[r]} = \mathbf{G}^{[r]} \circ \dots \circ \mathbf{G}^{[R-1]}(X).$$

Let  $G^{[r]}$  denote a probability measure for  $X^{[r]}$ . With these notations, we prove (13) by induction: We show that, if for  $A \in \mathcal{N}(T)$ , and

$$\begin{aligned} G^{[r+1]}(A_l) &= G(A_l), \quad G^{[r+1]}(A_r) = G(A_r) \\ G^{[r+1]}(\cdot \mid A_l) &= \mu(\cdot \mid A_l), \quad G^{[r+1]}(\cdot \mid A_r) = \mu(\cdot \mid A_r), \end{aligned} \quad (14)$$

then

$$G^{[r]}(A) = G(A), \quad G^{[r]}(\cdot \mid A) = \mu(\cdot \mid A). \quad (15)$$

The conditions in Eq. (14) holds if  $r = R-1$  because  $G^{[R]} = G$  and  $G \in \mathcal{P}_T$ , and the statement in Eq. (15) being true for  $r = 1$  implies that  $\mathbf{G}^{[1]} \circ \dots \circ \mathbf{G}^{[R]}(\cdot) = \mu(\cdot)$ , which is equivalent to Eq. (13).

Assume Eq. (14) holds for some  $r$ . By the definition,  $\mathbf{G}^{[r]}$  is bijective, and  $\mathbf{G}^{[r],-1}(A) = A$  for every  $A \in \mathcal{A}^r$ . Then for  $X \sim G^{[r]}$  and  $A \in \mathcal{A}^r$ , we have,

$$\begin{aligned} G^{[r]}(A) &= P(X^{[r]} \in A) \\ &= P(\mathbf{G}^{[r],-1}(X^{[r]}) \in \mathbf{G}^{[r],-1}(A)) = P(X^{[r+1]} \in A) \\ &= G^{[r+1]}(A_l) + G^{[r+1]}(A_r) = G(A). \end{aligned}$$

Hence the first equation in Eq. (15) holds. To prove the second equation, let  $X^{[r]} = (X_1^{[r]}, \dots, X_d^{[r]})$ . Then, we show that for  $z_j \in (a_j, b_j]$ ,

$$P(X_1^{[r]} \in (a_1, z_1], \dots, X_d^{[r]} \in (a_d, z_d] \mid X^{[r]} \in A) = \prod_{j=1}^d \frac{z_j - a_j}{b_j - a_j} \quad (16)$$

holds. The probability in the left hand side can be written as

$$\begin{aligned}
& P(X_1^{[r]} \in (a_1, z_1], \dots, X_d^{[r]} \in (a_d, z_d] \mid X^{[r]} \in A) \\
&= P(X_1^{[r]} \in (a_1, z_1], \dots, X_d^{[r]} \in (a_d, z_d] \mid X^{[r+1]} \in A) \\
&= \frac{P(X^{[r+1]} \in A_l)}{P(X^{[r+1]} \in A)} P(X_1^{[r]} \in (a_1, z_1], \dots, X_d^{[r]} \in (a_d, z_d] \mid X^{[r+1]} \in A_l) \\
&+ \frac{P(X^{[r+1]} \in A_r)}{P(X^{[r+1]} \in A)} P(X_1^{[r]} \in (a_1, z_1], \dots, X_d^{[r]} \in (a_d, z_d] \mid X^{[r+1]} \in A_r) \\
&= G(A_l \mid A) P(X_1^{[r]} \in (a_1, z_1], \dots, X_d^{[r]} \in (a_d, z_d] \mid X^{[r+1]} \in A_l) \\
&+ G(A_r \mid A) P(X_1^{[r]} \in (a_1, z_1], \dots, X_d^{[r]} \in (a_d, z_d] \mid X^{[r+1]} \in A_r). \tag{17}
\end{aligned}$$

Let  $A$  be divided in the  $j^*$ th dimension. By the definition of  $\mathbf{G}_A$ , for  $j \neq j^*$ ,  $X_j^{[r]} \in (a_j, z_j] \iff X_j^{[r+1]} \in (a_j, z_j]$ . For  $j^*$ , because  $\mathbf{G}_{A,j^*}(\cdot)$  is strictly increasing,

$$\begin{aligned}
X_{j^*}^{[r]} \in (a_{j^*}, z_{j^*}] &\iff \mathbf{G}_{A,j^*}^{-1}(X_{j^*}^{[r]}) \in (\mathbf{G}_{A,j^*}^{-1}(a_{j^*}), \mathbf{G}_{A,j^*}^{-1}(z_{j^*})) \\
&\iff X_{j^*}^{[r+1]} \in (a_{j^*}, y_{j^*}],
\end{aligned}$$

where  $y_{j^*} = \mathbf{G}_{A,j^*}^{-1}(z_{j^*})$ . The expression of  $y_{j^*}$  changes depending on whether  $y_{j^*} \leq c_{j^*}$  or not, where  $c_{j^*}$  is a partition point at which  $A$  is divided. We first assume that  $y_{j^*} \leq c_{j^*}$ . In this case, the second term in Eq. (17) is 0 because  $X_{j^*}^{[r+1]} \in (a_{j^*}, y_{j^*}]$  does not happen if  $X^{[r+1]} \in A_r$ . Also, by the definition of  $\mathbf{G}_{A,j^*}$ ,

$$\begin{aligned}
\frac{z_{j^*} - a_{j^*}}{y_{j^*} - a_{j^*}} &= \frac{G(A_l \mid A)}{\mu(A_l \mid A)} = G(A_l \mid A) \frac{b_{j^*} - a_{j^*}}{c_{j^*} - a_{j^*}} \\
&\iff \frac{y_{j^*} - a_{j^*}}{c_{j^*} - a_{j^*}} = \frac{1}{G(A_l \mid A)} \frac{z_{j^*} - a_{j^*}}{b_{j^*} - a_{j^*}}.
\end{aligned}$$

Therefore, it follows that

$$\begin{aligned}
& P(X_1^{[r]} \in (a_1, z_1], \dots, X_d^{[r]} \in (a_d, z_d] \mid X^{[r]} \in A) \\
&= G(A_r \mid A) \left\{ \prod_{j \neq j^*} \frac{z_j - a_j}{b_j - a_j} \right\} \frac{y_{j^*} - a_{j^*}}{c_{j^*} - a_{j^*}} \\
&= G(A_r \mid A) \left\{ \prod_{j \neq j^*} \frac{z_j - a_j}{b_j - a_j} \right\} \frac{1}{G(A_l \mid A)} \frac{z_{j^*} - a_{j^*}}{b_{j^*} - a_{j^*}} \\
&= \prod_{j=1}^d \frac{z_j - a_j}{b_j - a_j}.
\end{aligned}$$

We can prove (16) for the case of  $y_{j^*} > c_{j^*}$  in the same way.

To prove the second result, let  $U \sim \text{Unif}((0, 1]^d)$ . The multi-scale CDF  $\mathbf{G}$  is bijective (Proposition 2.2), so we obtain for  $B \in \mathcal{B}(\Omega)$

$$\begin{aligned} P(\mathbf{G}^{-1}(U) \in B) &= P(U \in \mathbf{G}(B)) \\ &= \mu(\mathbf{G}(B)) \\ &= G(B), \end{aligned}$$

where the last line follows Theorem 2.1. (Note that the proof of Theorem 2.1 only uses the first result of Theorem 2.2). Therefore  $\mathbf{G}^{-1}(U) \sim G$ .  $\square$

#### A.4 Proof of Theorem 2.1

Let  $X \sim G$ . By the first result of Theorem 2.2, we obtain

$$\begin{aligned} G(B) &= P(X \in B) \\ &= P(\mathbf{G}(X) \in \{\mathbf{G}(x) : x \in B\}) \\ &= \mu(\{\mathbf{G}(x) : x \in B\}). \quad \square \end{aligned}$$

#### A.5 Proof of Lemma 2.1

We only need to check the countable additivity. By Proposition 2.2,  $\mathbf{G}_k \circ \dots \circ \mathbf{G}_1$  is bijective. Hence, for disjoint sets  $A_l \in \mathcal{B}(\Omega)$  ( $l \in \mathbb{N}$ ), it follows that

$$\mathbf{G}_k \circ \dots \circ \mathbf{G}_1 \left( \bigcup_l A_l \right) = \bigcup_l \mathbf{G}_k \circ \dots \circ \mathbf{G}_1 (A_l).$$

Because  $\{\mathbf{G}_k \circ \dots \circ \mathbf{G}_1 (A_l)\}_{l=1,2,\dots}$  are disjoint, this result implies that

$$\begin{aligned} F_k \left( \bigcup_l A_l \right) &= \mu \left( \bigcup_l \mathbf{G}_k \circ \dots \circ \mathbf{G}_1 (A_l) \right) \\ &= \sum_l \mu(\mathbf{G}_k \circ \dots \circ \mathbf{G}_1 (A_l)) \\ &= \sum_l F(A_l). \quad \square \end{aligned}$$

#### A.6 Proof of Proposition 2.3

First we suppose  $X \sim G_1 \oplus \dots \oplus G_k$ . By Proposition 2.2,  $\mathbf{G}_1, \dots, \mathbf{G}_k$  are all bijective, so for  $i = 1, \dots, k$ , the composition

$$\mathbf{F}_i = \mathbf{G}_i \circ \dots \circ \mathbf{G}_1$$

is also bijective. For  $B \in \mathcal{B}(\Omega)$ , we obtain

$$\begin{aligned}
P(\mathbf{F}_i(X) \in B) &= P(X \in \mathbf{F}_i^{-1}(B)) \\
&= F_k((\mathbf{F}_i^{-1}(B))) \\
&= \mu(\mathbf{F}_k(\mathbf{F}_i^{-1}(B))) \\
&= \mu(\mathbf{G}_k \circ \cdots \circ \mathbf{G}_{i+1}(B)).
\end{aligned}$$

Hence  $\mathbf{F}_i(X) \sim G_{i+1} \oplus \cdots \oplus G_k$ . Showing the converse is now straightforward.  $\square$

## A.7 Proof of Proposition 2.4

We first show the following lemma, which implies that the conditional distributions  $F_{k-1}$  and  $F_k$  ( $k = 2, \dots, K$ ) are the same on subsets in a partition defined by  $T_k$  and  $\mathbf{F}_{k-1} = \mathbf{G}_{k-1} \circ \cdots \circ \mathbf{G}_1$ .

**Lemma A.1.** *Let  $\mathcal{L}(T_k)$  be a set of the terminal nodes in  $T_k$ . Also, we let  $A' \in \mathcal{L}(T_k)$  and  $A = \mathbf{F}_{k-1}^{-1}(A')$ . Then for any  $B \subset A$ ,  $F_{k-1}(B \mid A) = F_k(B \mid A)$ .*

(Proof) For  $B \subset A$ , by Theorem 2.1, we have

$$\begin{aligned}
F_k(B) &= \mu(\mathbf{F}_k(A)) \\
&= \mu(\mathbf{G}_k(\mathbf{F}_{k-1}(B))) \\
&= G_k(\mathbf{F}_{k-1}(B)).
\end{aligned} \tag{18}$$

Since  $B \subset A$ ,  $\mathbf{F}_{k-1}(B) \subset \mathbf{F}_{k-1}(A) = A'$ . Hence  $F_k(B)$  is further rewritten as follows:

$$\begin{aligned}
F_k(B) &= G_k(A' \cap \mathbf{F}_{k-1}(B)) \\
&= G_k(A') G_k(\mathbf{F}_{k-1}(B) \mid A') \\
&= G_k(A') \mu(\mathbf{F}_{k-1}(B) \mid A') \\
&= G_k(A') \frac{\mu(\mathbf{F}_{k-1}(B))}{\mu(A')} \\
&= G_k(A') \frac{F_{k-1}(B)}{\mu(A')}.
\end{aligned}$$

By the definition of  $A$ ,  $F_{k-1}(A) = \mu(\mathbf{F}_{k-1}(A)) = \mu(A')$ , and by replacing  $B$  with  $A$  in (18), we have

$$F_k(A) = G_k(\mathbf{F}_{k-1}(A)) = G_k(A').$$

Therefore, we obtain

$$\begin{aligned}
F_k(B \mid A) &= \frac{F_k(B)}{F_k(A)} \\
&= G_k(A') \frac{F_{k-1}(B)}{\mu(A')} \frac{1}{F_k(A)} \\
&= \frac{F_{k-1}(B)}{F_{k-1}(A)} \\
&= F_{k-1}(B \mid A).
\end{aligned}$$

□

(Proof of Proposition 2.4) Let  $\mathcal{L}_k = \{\mathbf{F}_{k-1}^{-1}(A') : A' \in \mathcal{L}(T_k)\}$ . By Lemma A.1, the conditional distributions  $F_{k-1}(\cdot | A)$  and  $F_k(\cdot | A)$  are the same for  $A \in \mathcal{L}_k$ . Hence the density functions of  $F_{k-1}$  and  $F_k$  denoted by  $f_{k-1}$  and  $f_k$  are expressed as

$$\begin{aligned} f_{k-1}(x) &= \sum_{A \in \mathcal{L}_k} F_{k-1}(A) f_{k-1}(x | A) \mathbf{1}_A(x), \\ f_k(x) &= \sum_{A \in \mathcal{L}_k} F_k(A) f_{k-1}(x | A) \mathbf{1}_A(x), \end{aligned}$$

where  $\mathbf{1}$  is the indicator function. Fix  $x \in (0, 1]^d$  and let  $A_k \in \mathcal{L}_k$  such that  $x \in A_k$  and  $A'_k = \mathbf{F}_{k-1}(A_k)$ . By Theorem 2.1, we have

$$\begin{aligned} F_{k-1}(A_k) &= \mu(\mathbf{F}_{k-1}(A_k)) = \mu(A'_k), \\ F_k(A_k) &= \mu(\mathbf{F}_k(A_k)) \\ &= \mu(\mathbf{G}_k \circ \mathbf{F}_{k-1}(A_k)) \\ &= G_k(\mathbf{F}_{k-1}(A_k)) \\ &= G_k(A'_k). \end{aligned}$$

Hence, we have

$$\frac{f_k(x)}{f_{k-1}(x)} = \frac{F_k(A_k)}{F_{k-1}(A_k)} = \frac{G_k(A'_k)}{\mu(A'_k)}. \quad (19)$$

Since  $x \in A_k$ ,

$$\mathbf{F}_{k-1}(x) = \mathbf{G}_{k-1} \circ \cdots \circ \mathbf{G}_1(x) \in \mathbf{F}_{k-1}(A_k) = A'_k.$$

Thus the density ratio in (19) is rewritten as

$$\begin{aligned} \frac{f_k(x)}{f_{k-1}(x)} &= G_k(A'_k) \mu(\mathbf{G}_{k-1} \circ \cdots \circ \mathbf{G}_1(x) | A'_k) \\ &= G_k(A'_k) g_k(\mathbf{G}_{k-1} \circ \cdots \circ \mathbf{G}_1(x) | A'_k) \\ &= g_k(\mathbf{G}_{k-1} \circ \cdots \circ \mathbf{G}_1(x)), \end{aligned}$$

where the second equation follows that  $A'_k \in \mathcal{L}(T_k)$ . Because the discussion above holds for  $k = 2, \dots, K$ , we obtain the following expression:

$$\begin{aligned} f_K(x) &= f_1(x) \prod_{k=2}^K \frac{f_k(x)}{f_{k-1}(x)} \\ &= f_1(x) \prod_{k=2}^K g_k(\mathbf{G}_{k-1} \circ \cdots \circ \mathbf{G}_1(x)). \end{aligned}$$

□

## A.8 Proof of Lemma 2.2

By the definition of the KL divergence, we have

$$\text{KL}(F^*||F) = \int \log f^* dF^* - \int \log f dF^*$$

By Proposition 2.4, the second term  $\int \log f dF^*$  is decomposed as

$$\int \log f dF^* = \sum_{k=1}^K \int \log g_k(\mathbf{G}_{k-1} \circ \dots \circ \mathbf{G}_1(x)) dF^*(x)$$

By the change-of-variable formula (e.g., Theorem 3.6.1 in Bogachev (2007)), the right hand side can be written in a form of integration with respect to  $\tilde{F}_k$ :

$$\int \log g_k(\mathbf{G}_{k-1} \circ \dots \circ \mathbf{G}_1(x)) dF^*(x) = \int \log g_k(x) d\tilde{F}_k(x).$$

Since the measure  $F^*$  is absolutely continuous with respect to the Lebesgue measure  $\mu$ , by the definition of  $\tilde{F}_k$ , that is,

$$\tilde{F}_k(B) = F^*(\mathbf{G}_1^{-1} \circ \dots \circ \mathbf{G}_{k-1}^{-1}(B)) \quad \text{for all } B \in \mathcal{B}((0, 1]^d),$$

$\tilde{F}_k$  is also absolutely continuous with respect to  $\mu$ . Hence  $\tilde{F}_k$  admits the density function denoted by  $\tilde{f}_k(x)$ , and the right hand side is further rewritten as follows:

$$\begin{aligned} \int \log g_k(x) d\tilde{F}_k(x) &= \int \log \frac{\tilde{f}_k(x)}{\mu(x)} d\tilde{F}_k(x) - \int \log \frac{\tilde{f}_k(x)}{g_k(x)} d\tilde{F}_k(x) \\ &= \text{KL}(\tilde{F}_k||\mu) - \text{KL}(\tilde{F}_k||G_k). \quad \square \end{aligned}$$

## A.9 Proof of Proposition 2.5

Since  $T_k$  is a finite tree, the log of  $g_k$ , which is piece-wise constant on  $T_k$ , is written as

$$\log g_k(x) = \sum_{A \in \mathcal{L}(T_k)} \log \frac{G_k(A)}{\mu(A)} \mathbf{1}_A(x) \quad \text{for } x \in (0, 1]^d.$$

Hence the improvement  $D_k^{(n)}(G_k)$  is rewritten as follows:

$$\begin{aligned} D_k^{(n)}(G_k) &= \sum_{A \in \mathcal{L}(T_k)} \tilde{F}_k^{(n)}(A) \log \frac{G_k(A)}{\mu(A)} \\ &= \sum_{A \in \mathcal{L}(T_k)} \tilde{F}_k^{(n)}(A) \log \frac{\tilde{F}_k^{(n)}(A)}{\mu(A)} - \sum_{A \in \mathcal{L}(T_k)} \tilde{F}_k^{(n)}(A) \log \frac{\tilde{F}_k^{(n)}(A)}{G_k(A)}. \end{aligned}$$

Because the second term in the bottom line takes a form of KL divergence defined for the two discrete distributions, it is minimized if  $G_k(A) = \tilde{F}_k^{(n)}(A)$  for all  $A \in \mathcal{L}(T_k)$ . Under this  $G_k$ , since the second term is 0, the improvement is maximized if  $T_k$  satisfies the condition provided in Proposition 2.5.  $\square$



## A.10 Proof of Proposition 2.6

In this proof, we suppose the learning rate  $c(A)$  is independent to a node  $A$  for simplicity. For every leaf node  $A \in \mathcal{L}(T_k)$ , there is a sequence of nodes  $\{B_{A,r}\}_{r=1}^R$  such that  $B_{A,r}$  belongs to the  $r$ th level of  $T_k$ , and

$$(0, 1]^d = B_{A,1} \supset B_{A,2} \supset \cdots \supset B_{A,r} = A.$$

With such sequences, based on the discussion in **Supplementary materials A.9**, the improvement  $D_k^{(n)}(G_k)$  is decomposed as

$$\begin{aligned} D_k^{(n)}(G_k) &= \sum_{A \in \mathcal{L}(T_k)} \tilde{F}_k^{(n)}(A) \log \frac{G_k(A)}{\mu(A)} \\ &= \sum_{A \in \mathcal{L}(T_k)} \tilde{F}_k^{(n)}(A) \left[ \log \frac{G_k(B_{A,2}|B_{A,1})}{\mu(B_{A,2}|B_{A,1})} + \cdots + \log \frac{G_k(B_{A,R}|B_{A,R-1})}{\mu(B_{A,R}|B_{A,R-1})} \right] \\ &= \sum_{A \in \mathcal{N}(T_k)} \left[ \tilde{F}_k^{(n)}(A_l) \log \frac{G_k(A_l | A)}{\mu(A_l | A)} + \tilde{F}_k^{(n)}(A_r) \log \frac{G_k(A_r | A)}{\mu(A_r | A)} \right] \end{aligned}$$

For the bottom line the summand is 0 if  $\tilde{F}_k^{(n)}(A) = 0$ . Otherwise, the conditional probabilities  $\tilde{F}_k^{(n)}(A_l | A)$  and  $\tilde{F}_k^{(n)}(A_r | A)$  are defined. In such a case, by the definition of  $G_k(A_l | A)$ ,

$$\begin{aligned} \log \frac{G_k(A_l | A)}{\mu(A_l | A)} &= \log \left[ \frac{(1-c)\mu(A_l | A) + c\tilde{F}_k^{(n)}(A_l | A)}{\mu(A_l | A)} \right] \\ &\geq (1-c) \log 1 + c \log \frac{\tilde{F}_k^{(n)}(A_l | A)}{\mu(A_l | A)} \\ &= c \log \frac{\tilde{F}_k^{(n)}(A_l | A)}{\mu(A_l | A)}, \end{aligned}$$

where the second line follows the Jensen's inequality. The same result holds for  $A_r$ . Hence,

$$\begin{aligned} &\tilde{F}_k^{(n)}(A_l) \log \frac{G_k(A_l | A)}{\mu(A_l | A)} + \tilde{F}_k^{(n)}(A_r) \log \frac{G_k(A_r | A)}{\mu(A_r | A)} \\ &\geq c\tilde{F}_k^{(n)}(A) \left[ \tilde{F}_k^{(n)}(A_l | A) \log \frac{\tilde{F}_k^{(n)}(A_l | A)}{\mu(A_l | A)} + \tilde{F}_k^{(n)}(A_r | A) \log \frac{\tilde{F}_k^{(n)}(A_r | A)}{\mu(A_r | A)} \right], \end{aligned}$$

where the sum inside of the brackets is the KL divergence for the two Bernoulli distributions and thus non-negative. Therefore, the improvement  $D_k^{(n)}(G_k)$  is non-negative. Additionally, the last inequality is strict if and only if  $\tilde{F}_k^{(n)}(A_l | A) = \mu(A_r | A)$  and so  $D_k^{(n)}(G_k)$  is positive.  $\square$

## B Expressive power of the tree ensemble

In this section, we provide theoretical results on the expressive power of the tree ensemble with the final goal of proving Theorem 2.3.

## B.1 Preparations

We introduce the following notations:

1. Let  $\mathcal{T}^L$  be a collection of dyadic trees with axis-aligned boundaries with at most  $L$  maximum resolution. When  $L = d$ ,  $\mathcal{T}^d$  is a set of trees that can be formed under Assumption 1. We note that as implied in the following proofs,  $\mathcal{T}^L$  can be a set of trees that have at least one node reach the  $L$ th while the other leaf nodes belong to the shallower levels.
2. For a tree  $T \in \mathcal{T}^L$ , a set  $\mathcal{P}_T$  denotes a collection of probability measures conditionally uniform on  $T$  such that

$$G(\cdot \mid A) = \mu(\cdot \mid A) \text{ and } G(A) > 0 \quad (20)$$

for every terminal node  $A \in T$ . A collection of such tree measures are denoted by  $\mathcal{G}_0^L$ , that is,

$$\mathcal{G}_0^L = \{G : G \in \mathcal{P}_T \text{ for some } T \in \mathcal{T}^L\}.$$

For a measure  $G \in \mathcal{G}_0^L$  defined on a tree  $T \in \mathcal{T}^L$ , we can define a tree-CDF as in Section 2, which is denoted by  $\mathbf{G}$ . We define a set  $\mathcal{G}_0^L$  as a collection of such tree CDFs, namely,

$$\mathcal{G}_0^L = \{\mathbf{G} : \mathbf{G} \text{ is a tree CDF of } G \in \mathcal{G}_0^L\}.$$

3. Let  $\mathcal{G}^L$  denote a set of finite composition of tree CDFs, that is,

$$\mathcal{G}^L = \{\mathbf{G}_K \circ \cdots \circ \mathbf{G}_1 : K \in \mathbb{N} \text{ and for } k = 1, \dots, K, \mathbf{G}_k \in \mathcal{G}_0^L\}$$

and define  $\mathcal{G}^L$  as a collection of probability measures defined by such finite compositions, that is,

$$\mathcal{G}^L = \{\mu(\mathbf{G}(\cdot)) : \mathbf{G} \in \mathcal{G}^L\}.$$

Hence  $\mathcal{G}^L$  includes all measures that can be expressed in the form of ensemble  $G_1 \oplus \cdots \oplus G_K$ .

We also need to review the definition of push-forward measures because this notation is closely related to the operation of residualization. Let  $\varphi$  be a mapping  $\Omega \mapsto \Omega$  and  $H$  be a probability measure. Then the push-forward of  $H$  is defined in the following form:

$$\varphi \# H(B) = H(\varphi^{-1}(B)) \text{ for } B \in \mathcal{B}(\Omega).$$

The following lemma establishes a connection between the ensemble measure and the push-forward measures.

**Lemma B.1.** *For a probability measure  $F$ ,  $F \in \mathcal{G}^L$  holds if and only if there exists a mapping  $\mathbf{G} \in \mathcal{G}^L$  such that  $\mathbf{G} \# F = \mu$ .*

(Proof) Suppose  $F \in \mathcal{G}^L$ . Then there exists a mapping  $\mathbf{G} \in \mathcal{G}^L$  such that

$$F(B) = \mu(\mathbf{G}(B)) \text{ for } B \in \mathcal{B}(\Omega).$$

From Proposition 2.2,  $\mathbf{G}$  is bijective. Hence for  $B \in \mathcal{B}(\Omega)$ , we have

$$\mu(B) = \mu(\mathbf{G} \circ \mathbf{G}^{-1}(B)) = F(\mathbf{G}^{-1}(B)),$$

so  $\mathbf{G}\#F = \mu$ . The necessity can be shown in the same way.  $\square$

In the rest of the section, we first discuss the expressive power of the tree ensemble for the univariate cases and next generalize the result for the multi-variate cases. After that, this result is used to prove Theorem 2.3.

## B.2 Uni-variate cases

The following proposition shows that any distribution with piece-wise constant and positive densities can be represented in the form of tree ensemble.

**Proposition B.1.** *Let  $F$  be a probability measure that admits the piece-wise constant density  $f$  with the following form:*

$$f(x) = \sum_{i=1}^I \beta_i 1_{(c_{i-1}, c_i]},$$

where  $\beta_i > 0$  for  $i = 1, \dots, I$  and

$$0 = c_0 < c_1 < \dots < c_I = 1.$$

Then, if  $L \geq 2$ ,  $F \in \mathcal{G}^L$  holds.

(Proof) We first show the existence of a tree CDF  $\mathbf{G}_1 \in \mathcal{G}_0^2$  such that the push-forward measure  $\mathbf{G}_1\#F$  has a density  $f_1$  with the following form

$$f_1(x) = \sum_{i=1}^{I-1} \tilde{\beta}_i 1_{(\tilde{c}_{i-1}, \tilde{c}_i]}, \quad (21)$$

where  $\tilde{\beta}_i > 0$  for  $i = 1, \dots, I-1$  and  $0 = \tilde{c}_0 < \tilde{c}_1 < \dots < \tilde{c}_{I-1} = 1$ .

Let  $\alpha \in (0, 1)$  be a constant that satisfies

$$\frac{1 - \alpha}{\alpha} = \frac{\beta_2}{\beta_1} \frac{1 - c_1}{c_1}.$$

Then define a measure  $G_1 \in \mathcal{G}_0^2$  such that

$$G_1((0, c_1]) = \alpha, \quad G_1((c_1, 1]) = 1 - \alpha$$

and  $G_1$  is conditionally uniform on  $(0, c_1]$  and  $(c_1, 1]$ . Let  $\mathbf{G}_1$  be  $G_1$ 's tree CDF and  $F_1 = \mathbf{G}_1 \# F$  be a probability measure with the density  $f_1$ . For  $x \in (0, \alpha]$ , we have

$$F_1((0, x]) = F(\mathbf{G}_1^{-1}((0, x])) = F((0, \mathbf{G}_1^{-1}(x)]) = \int_0^{\mathbf{G}_1^{-1}(x)} f d\mu.$$

Hence, by the chain rule, the density at this  $x$  is written as

$$f_1(x) = \frac{c_1}{\alpha} f(\mathbf{G}_1^{-1}(x)) = \frac{c_1}{\alpha} \beta_1.$$

Similarly, the density at  $x \in (\alpha, 1]$  is written as

$$f_1(x) = \frac{1 - c_1}{1 - \alpha} f(\mathbf{G}_1^{-1}(x)).$$

Let  $\tilde{c}_i = \mathbf{G}_1(c_{i+1})$  for  $i = 1, \dots, I - 1$ . By this definition,  $\alpha < \tilde{c}_1$ , and the density of  $f_1$  at  $x \in (\alpha, \tilde{c}_1]$  satisfies

$$f_1(x) = \frac{1 - c_1}{1 - \alpha} \beta_2 = \frac{c_1}{\alpha} \beta_1,$$

where the second equation follows the definition of  $\alpha$ . Hence  $f_1$  is constant on  $(0, \tilde{c}_1]$ . Moreover, the density on  $(\tilde{c}_{i-1}, \tilde{c}_i]$  for  $i = 2, \dots, I - 1$  is  $(1 - c_1)/(1 - \alpha)\beta_{i-1}$  so constant. Therefore the density  $f_1$  is written in the form of Eq (21).

By using the same logic for the rest of the  $I - 2$  discontinuous points, we can define tree CDFs  $\mathbf{G}_2, \dots, \mathbf{G}_{I-1}$  that connect the densities at these points one by one. Hence the measure  $(\mathbf{G}_{I-1} \circ \dots \circ \mathbf{G}_1) \# F$  has a constant density and thus is the uniform measure  $\mu$ .  $\square$

### B.3 Multi-variate cases

In this section, we prove the following proposition that is a generalization of Proposition B.1.

**Proposition B.2.** *For  $j = 1, \dots, d$ , let  $\{c_{j,i_j}\}_{i_j=1}^{I_j}$  be a sequence such that*

$$0 = c_{j,0} < c_{j,1} < \dots < c_{j,I_j} = 1,$$

*and  $\mathcal{L} = \{A_{i_1, \dots, i_d}\}_{i_1, \dots, i_d}$  be a partition of the sample space  $(0, 1]^d$  that consists of rectangles written as*

$$A_{i_1, \dots, i_d} = (c_{1,i_1-1}, c_{1,i_1}] \times \dots \times (c_{d,i_d-1}, c_{d,i_d}].$$

*If a probability measure  $F$  is piecewise uniform on  $\mathcal{L}$  and written as*

$$F(B) = \sum_{i_1, \dots, i_d} a_{i_1, \dots, i_d} \frac{\mu(B \cap A_{i_1, \dots, i_d})}{\mu(A_{i_1, \dots, i_d})}, \text{ for } B \in \mathcal{B}((0, 1]^d),$$

*where  $a_{i_1, \dots, i_d} > 0$ , then for  $L \geq d + 1$ , there is a mapping  $\mathbf{G} \in \mathcal{G}^L$  such that  $\mathbf{G} \# F = \mu$  and thus  $F \in \mathcal{G}^L$ . In addition, we can choose  $\mathbf{G}$  so that for every pair of indices  $(i_1, \dots, i_d)$ , the image  $\mathbf{G}(A_{i_1, \dots, i_d})$  is a rectangle written as*

$$(\mathbf{G}(c_{1,i_1-1}), \mathbf{G}(c_{1,i_1})) \times \dots \times (\mathbf{G}(c_{d,i_d-1}), \mathbf{G}(c_{d,i_d})).$$

(Proof) We use induction: We assume that the statement of Proposition B.2 is valid for the  $1, 2, \dots, (d-1)$ -dimensional cases. Because in this proof we handle measures and transformation defined in different dimensional spaces, the sets  $\mathcal{G}^L$  and  $\mathcal{G}^L$  defined for the  $j$ -dimensional space are denoted by  $\mathcal{G}^{L,d}$  and  $\mathcal{G}^{L,d}$ , respectively.

Inside of the induction, we also assume that for some  $l \in \{1, \dots, I_d - 1\}$ , there are mappings  $\mathbf{G}_1, \dots, \mathbf{G}_l \in \mathcal{G}^{L,d}$  such that a probability measure  $F_l := (\mathbf{G}_l \circ \dots \circ \mathbf{G}_1) \# F$  is a piecewise uniform probability measure written as, for  $B \in \mathcal{B}((0, 1]^d)$ ,

$$F_l(B) = \sum_{i=1}^l C_i \frac{\mu(B \cap (0, 1]^{d-1} \times (c_{d,i-1}, c_{d,i}])}{\mu((0, 1]^{d-1} \times (c_{d,i-1}, c_{d,i}])} + \sum_{i_d=l+1}^{I_d} \sum_{i_1, \dots, i_{d-1}} a_{i_1, \dots, i_d}^{(l)} \frac{\mu(B \cap A_{i_1, \dots, i_d}^{(l)})}{\mu(A_{i_1, \dots, i_d}^{(l)})},$$

where  $C_i > 0$  and  $a_{i_1, \dots, i_d}^{(l)} > 0$  for all indices. Also, for the second term,  $A_{i_1, \dots, i_d}^{(l)}$  is a rectangular written as

$$A_{i_1, \dots, i_d}^{(l)} = \left( c_{1, i_1-1}^{(l)}, c_{1, i_1}^{(l)} \right] \times \dots \times \left( c_{d-1, i_{d-1}-1}^{(l)}, c_{d-1, i_{d-1}}^{(l)} \right] \times (c_{d, I_d-1}, c_{d, I_d}],$$

where for  $j = 1, \dots, d-1$ ,  $\{c_{j,i}^{(l)}\}_{i=1}^{I_j}$  is a sequence such that

$$0 = c_{j,1}^{(l)} < c_{j,2}^{(l)} < \dots < c_{j,I_j}^{(l)} = 1.$$

(We note that this sequence's length can be different from " $I_j$ " provided in Proposition B.2 but to avoid an excessive number of indices, we use  $I_j$  here because its size does not affect the logic provided in this proof.) Under this assumption, we show that there is a measure (" $F_{l+1}$ ") that has the same form for  $l+1$ .

Define a  $d-1$ -dimensional probability measure  $\hat{F}_{l+1}$

$$\hat{F}_{l+1} = \sum_{i_1, \dots, i_d} \frac{a_{i_1, \dots, i_{d-1}, l+1}^{(l)}}{C_{l+1}} \frac{\mu_{d-1}(B \cap \hat{A}_{i_1, \dots, i_{d-1}}^{(l)})}{\mu_{d-1}(\hat{A}_{i_1, \dots, i_{d-1}}^{(l)})} \text{ for } B \in \mathcal{B}((0, 1]^{d-1}),$$

where  $C_{l+1}$  is the normalizing constant,  $\mu_{d-1}$  is the Lebesgue measure defined for the  $d-1$ -dimensional sample space, and  $\hat{A}_{i_1, \dots, i_{d-1}}^{(l)}$  is a set written as

$$\hat{A}_{i_1, \dots, i_{d-1}}^{(l)} = \left( c_{1, i_1-1}^{(l)}, c_{1, i_1}^{(l)} \right] \times \dots \times \left( c_{d-1, i_{d-1}-1}^{(l)}, c_{d-1, i_{d-1}}^{(l)} \right]. \quad (22)$$

Because  $\hat{F}$  is a piecewise uniform measure defined on the partition that consists of hyper-rectangles, by the assumption we set for the induction, there is a mapping  $\hat{\mathbf{G}}_{l+1} \in \mathcal{G}^{L-1, d-1}$  such that  $\hat{\mathbf{G}}_{l+1} \# \hat{F}_{l+1} = \mu_{d-1}$ . With this mapping, we define a mapping  $\mathbf{G}_{l+1} : (0, 1]^d \mapsto (0, 1]^d$  such that for  $x = (x_1, \dots, x_d) \in (0, 1]^d$ ,

$$\mathbf{G}_{l+1}(x) = \left( \hat{\mathbf{G}}_{l+1}(x_1, \dots, x_{d-1}), x_d \right)$$

if  $x_d \in (c_{d,l}, 1]$  and otherwise  $\mathbf{G}_{l+1}(x) = x$ . The mapping  $\mathbf{G}_{l+1}$  moves points only in  $(0, 1]^{d-1} \times (c_{i,l}, 1]$ , which is a node one can obtain by dividing the sample space only once, according to  $\hat{\mathbf{G}}_{l+1}$ , which is a mapping that is a composition of tree CDFs based on trees with  $L - 1$  leaf nodes. Hence  $\mathbf{G}_{l+1}$  is a composition of tree CDFs defined on trees with  $(L - 1) + 1 = L$  leaf nodes, so we have  $\mathbf{G}_{l+1} \in \mathcal{G}^{L,d}$ . With this mapping, we define a measure  $F_{l+1} = \mathbf{G}_{l+1} \# F_l$ .

Fix a pair of indices  $(i_1, \dots, i_d)$  and let  $B_{d-1} \in \mathcal{B}((0, 1]^{d-1})$  and  $B_1 \in \mathcal{B}((0, 1])$  be measurable sets such that

$$B_{d-1} \times B_1 \in \hat{\mathbf{G}}_{l+1}(\hat{A}_{i_1, \dots, i_{d-1}}^{(l)}) \times (c_{d, i_d-1}, c_{d, i_d}].$$

If  $i_d \leq l$ , by the definition of  $F_{l+1}$  and  $\mathbf{G}_{l+1}$ ,

$$F_{l+1}(B_{d-1} \times B_1) = F_l(\mathbf{G}_{l+1}^{-1}(B_{d-1} \times B_1)) = F_l(B_{d-1} \times B_1).$$

On the other hand, if  $i_d \geq l + 1$ , since  $F_l$  is conditionally uniform on  $A_{i_1, \dots, i_d}^{(l)}$ ,

$$\begin{aligned} F_{l+1}(B_{d-1} \times B_1) &= F_l(\mathbf{G}_{l+1}^{-1}(B_{d-1} \times B_1)) = F_l(\hat{\mathbf{G}}_{l+1}^{-1}(B_{d-1}) \times B_1) \\ &= a_{i_1, \dots, i_d}^{(l)} \frac{\mu(\hat{\mathbf{G}}_{l+1}^{-1}(B_{d-1}) \times B_1)}{\mu(A_{i_1, \dots, i_d}^{(l)})} \\ &= a_{i_1, \dots, i_d}^{(l)} \frac{\mu_{d-1}(\hat{\mathbf{G}}_{l+1}^{-1}(B_{d-1})) \mu_1(B_1)}{\mu_{d-1}(\hat{A}_{i_1, \dots, i_{d-1}}^{(l)}) \mu_1((c_{d, i_d-1}, c_{d, i_d}])}, \end{aligned}$$

where  $\mu_1$  is the Lebesgue measure defined for the 1-dimensional sample space. For such  $i_d$ , by the definition of  $\hat{F}_{l+1}$  and  $\hat{\mathbf{G}}_{l+1}$ ,

$$\mu_{d-1}(B_{d-1}) = \hat{F}_{l+1}(\hat{\mathbf{G}}_{l+1}^{-1}(B_{d-1})) = \frac{a_{i_1, \dots, i_{d-1}, l+1}^{(l)} \mu_{d-1}(\hat{\mathbf{G}}_{l+1}^{-1}(B_{d-1}))}{C_{l+1} \mu_{d-1}(\hat{A}_{i_1, \dots, i_{d-1}}^{(l)})},$$

from which we obtain

$$\begin{aligned} F_{l+1}(B_{d-1} \times B_1) &= C_{l+1} \frac{a_{i_1, \dots, i_{d-1}, i_d}^{(l)} \mu_{d-1}(B_{d-1}) \mu_1(B_1)}{a_{i_1, \dots, i_{d-1}, l+1}^{(l)} \mu_1((c_{d, i_d-1}, c_{d, i_d}])} \\ &= \begin{cases} C_{l+1} \frac{\mu(B_{d-1} \times B_1)}{\mu((0, 1]^{d-1} \times (c_{d, i_d-1}, c_{d, i_d}])} & (i_d = l + 1), \\ a_{i_1, \dots, i_d}^{(l+1)} \frac{\mu(B_{d-1} \times B_1)}{\mu(\tilde{A}_{i_1, \dots, i_d}^{(l+1)})} & (i_d > l + 1), \end{cases} \end{aligned} \quad (23)$$

where, for  $i_d > l + 1$ ,

$$\tilde{A}_{i_1, \dots, i_d}^{(l+1)} = \hat{\mathbf{G}}_{l+1}(\hat{A}_{i_1, \dots, i_d}^{(l)}) \times (c_{d, i_d-1}, c_{d, i_d}].$$

and

$$a_{i_1, \dots, i_d}^{(l+1)} = C_{l+1} \frac{a_{i_1, \dots, i_{d-1}, i_d}^{(l)}}{a_{i_1, \dots, i_{d-1}, l+1}^{(l)}} \mu_{d-1}(\hat{\mathbf{G}}_{l+1}(\hat{A}_{i_1, \dots, i_d}^{(l)})).$$

Because  $\mathcal{B}((0, 1]^{d-1}) \times \mathcal{B}((0, 1])$  generates  $\mathcal{B}((0, 1]^{d-1})$ , from the discussion provided above,  $F_{l+1}$  is piecewise-uniform on a partition that consists of

$$(0, 1]^{d-1} \times (c_{d,i_d-1}, c_{d,i_d}] \quad (i_d \leq l+1)$$

and  $\tilde{A}_{i_1, \dots, i_d}^{(l+1)}$  ( $i_d > l+1$ ), and this partition is denoted by  $\mathcal{P}^{(l+1)}$ . Note that by the definition of  $\hat{\mathbf{G}}_{l+1}$ , and Proposition B.2, which we assume holds for  $(d-1)$ -dimensional cases, the image of the hyper-rectangle of  $\hat{A}_{i_1, \dots, i_{d-1}}^{(l)}$  under  $\hat{\mathbf{G}}_{l+1}$  and  $\tilde{A}_{i_1, \dots, i_d}^{(l+1)}$  are a hyper-rectangle in the  $(d-1)$ -dimensional space and the  $d$ -dimensional space, respectively.

The following lemma states that the partition structure  $\mathcal{P}^{(l+1)}$  has a finer partition that has the “checker-board” form, as shown in the next lemma.

**Lemma B.2.** *Let  $\{D_i\}_{i=1}^I$  is a partition of the sample space  $(0, 1]^d$  such that every  $D_i$  is a hyper-rectangle. Then, there are sequences  $\{e_{j,i_j}\}_{i_j}$  ( $j = 1, 2, \dots, d$ ) such that*

$$0 = e_{j,0} < e_{j,1} < \dots < e_{j,I_j} = 1$$

and a partition  $\{E_{i_1, \dots, i_d}\}_{i_1, \dots, i_d}$  defined as

$$E_{i_1, \dots, i_d} = (e_{1,i_1-1}, e_{1,i_1}] \times \dots \times (e_{d,i_d-1}, e_{d,i_d}]$$

such that every  $D_i$  is a finite union of elements of  $\{E_{i_1, \dots, i_d}\}_{i_1, \dots, i_d}$ .

Its proof is straightforward because we only need to “extend” the boundaries between the rectangles  $\{D_i\}_{i=1}^I$ . By applying this lemma to the partition  $\mathcal{P}^{(l+1)}$ , it follows that there are finite sequences  $\{c_{i_j}^{(l+1)}\}_{i_j}$  ( $j = 1, \dots, d-1$ ) such that a checkerboard-like partition consisting of the following type of rectangles

$$A_{i_1, \dots, i_d}^{(l+1)} := (c_{1,i_1-1}^{(l+1)}, c_{1,i_1}^{(l+1)}] \times \dots \times (c_{d-1,i_{d-1}-1}^{(l+1)}, c_{d-1,i_{d-1}}^{(l+1)}] \times (c_{d,i_d-1}, c_{d,i_d}]$$

is finer than  $\mathcal{P}^{(l+1)}$ . With this partition, the measure  $F_{l+1}$  is written as for  $B \in \mathcal{B}((0, 1]^d)$

$$F_{l+1}(B) = \sum_{i=1}^{l+1} C_i \frac{\mu(B \cap (0, 1]^{d-1} \times (c_{d,i-1}, c_{d,i}])}{\mu((0, 1]^{d-1} \times (c_{d,i-1}, c_{d,i}])} + \sum_{i=l+2}^{I_d} \sum_{i_1, \dots, i_{d-1}} a_{i_1, \dots, i_d}^{(l)} \frac{\mu(B \cap A_{i_1, \dots, i_d}^{(l)})}{\mu(A_{i_1, \dots, i_d}^{(l)})}.$$

Because this result holds for  $l = 1, \dots, I_d - 1$ , there exists a sequence of mappings  $\mathbf{G}_1, \dots, \mathbf{G}_{I_d} \in \mathcal{G}^{L,d}$  such that a push-forward measure  $H := (\mathbf{G}_{I_d} \circ \dots \circ \mathbf{G}_1) \# F$  has a form

$$H(B) = \sum_{i=1}^{I_d} C_i \frac{\mu(B \cap (0, 1]^{d-1} \times (c_{d,i-1}, c_{d,i}])}{\mu((0, 1]^{d-1} \times (c_{d,i-1}, c_{d,i}])}.$$

Define an one-dimensional probability measure  $\hat{H}$

$$\hat{H}(B_1) = \sum_{i=1}^{I_d} C_i \frac{\mu_1(B_1 \cap (c_{d,i-1}, c_{d,i}])}{\mu_1((c_{d,i-1}, c_{d,i}])} \text{ for } B_1 \in \mathcal{B}((0, 1]).$$

Then, by the assumption (or Proposition B.1), there exists a mapping  $\hat{G}_0 \in \mathcal{G}^{2,1}$  such that  $\hat{\mathbf{G}}_0 \# \hat{H} = \mu_1$ . With this mapping, we define another mapping  $\mathbf{G}_0 : (0, 1] \mapsto (0, 1]$  such that for  $x = (x_1, \dots, x_d)$ ,

$$\mathbf{G}_0(x) = (x_1, \dots, x_{d-1}, \hat{G}_0(x_d)).$$

This mapping moves input points only in the  $d$ th dimension according to  $\hat{G}_0$  so it is written as a composition of tree CDFs defined on trees with 2 terminal node and thus an element of  $\mathcal{G}^{L,d}$ . Hence  $\mathbf{G}_0 \in \mathcal{G}^{L,d}$ . Fix  $i \in \{1, \dots, I_d\}$ . For a measurable set  $B_{d-1} \times B_1$  such that

$$B_{d-1} \times B_1 \in \mathcal{B}((0, 1]^{d-1}) \times \hat{G}_0((c_{d,i-1}, c_{d,i}]),$$

because  $H$  is piecewise uniform, we have

$$\begin{aligned} \mathbf{G}_0 \# H(B_{d-1} \times B_1) &= H(\mathbf{G}_0^{-1}(B_{d-1} \times B_1)) = H(B_{d-1} \times \hat{\mathbf{G}}_0^{-1}(B_1)) \\ &= C_i \frac{\mu(B_{d-1} \times \hat{\mathbf{G}}_0^{-1}(B_1))}{\mu((0, 1]^{d-1} \times (c_{d,i-1}, c_{d,i}])} \\ &= C_i \frac{\mu_{d-1}(B_{d-1})\mu_1(\hat{\mathbf{G}}_0^{-1}(B_1))}{\mu_1((c_{d,i-1}, c_{d,i}])}. \end{aligned}$$

On the other hand,

$$\mu_1(B_1) = \hat{H}(\hat{\mathbf{G}}_0^{-1}(B_1)) = C_1 \frac{\mu_1(\hat{\mathbf{G}}_0^{-1}(B_1))}{\mu_1((c_{d,i-1}, c_{d,i}])}.$$

Hence, we obtain

$$\mathbf{G}_0 \# H(B_{d-1} \times B_1) = \mu_{d-1}(B_{d-1})\mu_1(B_1) = \mu(B_{d-1} \times B_1).$$

Therefore, we conclude that

$$\mathbf{G}_0 \# H = (\mathbf{G}_0 \circ \mathbf{G}_{I_d} \circ \dots \circ \mathbf{G}_1) \# H = \mu. \quad \square$$

The result of Proposition B.2 can be described in a simplified form as in the next corollary. This proof immediately follows Proposition B.2 and Lemma B.2.

**Corollary B.1.** *Let  $\{E_i\}_{i=1}^I$  is a partition of the sample space  $(0, 1]^d$  such that  $E_i$  is a rectangle with a form*

$$E_i = (a_{i,1}, b_{i,1}] \times \dots \times (a_{i,d}, b_{i,d}],$$

*and  $F$  be a piecewise uniform probability measure defined on the partition:*

$$F(B) = \sum_{i=1}^I \beta_i \frac{\mu(B \cap E_i)}{\mu(E_i)} \text{ for } B \in \mathcal{B}((0, 1]^d),$$

*where  $\beta_i > 0$ . Then  $F \in \mathcal{G}^L$  for  $L \geq d + 1$ .*



## B.4 Proof of Theorem 2.3

We finally provide the proof of Theorem 2.3, which can be obtained by adding minor modifications to the proof of Theorem 4 in Wong and Ma (2010).

Let  $f^*$  denote  $F^*$ 's density function, and we first assume that  $f^*$  is uniformly continuous. For  $\epsilon > 0$ , there exists  $\epsilon' > 0$  such that  $\log(1 + \epsilon') < \epsilon$ . Since the function  $f^*$  is uniformly continuous, there exists  $\delta > 0$  such that

$$|x - y| < \delta \Rightarrow |f^*(x) - f^*(y)| < \epsilon'.$$

Let  $\{E_i\}_{i=1}^I$  is a partition of the sample space  $(0, 1]^d$  such that  $E_i$  has a rectangle shape and  $\text{diam}(E_i) < \delta$ . Define a function  $\tilde{g}$  as

$$\tilde{g} = \sum_{i=1}^I \left\{ \sup_{x \in E_i} f^*(x) \right\} \mathbf{1}_{E_i}(x) \text{ for } x \in (0, 1]^d.$$

Let  $C = \int \tilde{g} d\mu$ . Because  $\tilde{g}(x) \geq f^*(x)$  for  $x \in (0, 1]^d$ , we have  $C \geq 1$  and

$$\begin{aligned} 0 \leq C - 1 &= \int (\tilde{g} - f^*) d\mu = \sum_{i=1}^I \int_{E_i} (\tilde{g}(x) - f^*(x)) d\mu \\ &\leq \sum_{i=1}^I \int_{E_i} \epsilon' d\mu = \epsilon'. \end{aligned}$$

Define a density function  $g := \tilde{g}/C$ . The corresponding probability measure  $G$  is an element of  $\mathcal{G}^L$  by Corollary B.1. Hence, for the two measures  $F^*$  and  $G$ , we can bound the KL divergence as follows:

$$\begin{aligned} KL(F||G) &= \int f^* \log \frac{f^*}{g} d\mu = \int f^* \log \frac{f^*}{\tilde{g}} d\mu + \int f^* \log C d\mu \\ &\leq \log C \leq \log(1 + \epsilon') < \epsilon. \end{aligned}$$

We next consider the general case, where we assume  $f^* \leq M$  for some  $M > 0$ . By Lusin's theorem, for any  $\tilde{\epsilon} > 0$ , there exists a closed set  $B$  such that  $\mu(B^c) < \tilde{\epsilon}$  and  $f^*$  is uniformly continuous on  $B$ . Using this fact, we modify the first discussion as follows. The definition of  $\tilde{g}$  is modified as follows: If  $E_i \cap B \neq \emptyset$ , for  $x \in E_i$ , we let

$$\tilde{g}(x) = \sup_{x \in E_i \cap B} f^*(x).$$

Otherwise,  $\tilde{g}(x) = M$ . With this modification, we obtain

$$\begin{aligned} 0 \leq C - 1 &= \int (\tilde{g} - f^*) d\mu = \int_B (\tilde{g} - f^*) d\mu + \int_{B^c} (\tilde{g} - f^*) d\mu \\ &\leq \epsilon' + M\tilde{\epsilon}, \end{aligned}$$

which can be arbitrarily small, so the same result follows.  $\square$

## C Details on learning probability measures with the Pólya tree process

This section provides details on the weak learner we use to fit tree measures to the residuals in the estimation. The algorithm is based on the PT-based method proposed in Awaya and Ma (2020), and interested readers may refer to this paper.

### C.1 Theoretical justification of using the PT-based model

As shown in Section Proposition 2.5, the improvement in the entropy loss is maximized when a fitted tree is a solution of the problem

$$\arg \max_{T \in \mathcal{T}} \sum_{A \in \mathcal{L}(T)} \tilde{F}_k^{(n)}(A) \log \frac{\tilde{F}_k^{(n)}(A)}{\mu(A)},$$

where  $\tilde{F}_k^{(n)}$  is the empirical measure defined by the residuals  $\mathbf{r}^{(k-1)} = \{r_i^{(k-1)}\}_{i=1}^n$ . As  $n \rightarrow \infty$ , the empirical measure  $\tilde{F}_k^{(n)}(B)$  converges to  $\tilde{F}_k(B)$  for  $B \subset (0, 1]^d$ , where  $\tilde{F}_k$  is the true distribution of the residuals defined by the previous tree-CDFs  $\mathbf{G}_1, \dots, \mathbf{G}_{k-1}$ . At this population level, the maximization problem is written as

$$\arg \max_{T \in \mathcal{T}} \sum_{A \in \mathcal{L}(T)} \tilde{F}_k(A) \log \frac{\tilde{F}_k(A)}{\mu(A)},$$

and we can show that this maximization is equivalent to minimizing the KL divergence  $KL(\tilde{F}_k || \tilde{F}_k|_T)$ , where  $\tilde{F}_k|_T$  is “a tree-approximation of  $\tilde{F}_k$  under  $T$ ”, namely,

$$\tilde{F}_k|_T(B) = \sum_{A \in \mathcal{L}(T)} \tilde{F}_k(A) \frac{\mu(B \cap A)}{\mu(A)} \text{ for } B \in (0, 1]^d.$$

Theorem 4.1 in Awaya and Ma (2020) shows that the posterior of trees also concentrates on the minimizer of  $KL(\tilde{F}_k || \tilde{F}_k|_T)$ , and this result implies that at the population level, or when  $n$  is large, we can find the tree that maximizes the improvement in the entropy loss or similar ones by checking the posterior of trees.

### C.2 Details on the sampling algorithm

Suppose we have obtained the residuals at the beginning of the boosting algorithm. Since the task of fitting a new measure to the residuals is essentially the same for all steps, we drop the  $k$ , the index of the trees and measures consisting of the ensemble, from the notations for simplicity. Then the residuals are denoted by  $\mathbf{r} = (r_1, \dots, r_n)$ , and our task at each step is to capture their distributional structure by fitting a dyadic tree. In the section, we provide details on the prior distributions introduced for the tree  $T$  and the stochastic top-down algorithm we use to find a tree with good fitting.

### C.2.1 Prior distribution of $T$

As in Awaya and Ma (2020), we construct a prior of  $T$  by introducing the random splitting rule for each node  $A$ . First, we introduce the stopping variable  $S(A)$  that takes 0 or 1, and if  $S(A) = 1$ , we stop splitting  $A$  and otherwise split  $A$ . Here we set  $P(S(A) = 1)$  to 0.5. In the latter case, we next define the dimension variable  $D(A)$  and the location variable  $L(A)$ . If  $D(A) = j$  ( $j = 1, \dots, d$ ), the node  $A$  is split in the  $j$ th dimension, and the location of the boundary is determined by  $L(A) \in (0, 1)$ , in which 0 (or 1) corresponds to the left (or right) end point. Their prior distributions are as follows:

$$P(D(A) = j) = 1/d, \quad (j = 1, \dots, d),$$

$$P(L(A) = l/N_L) = \frac{1}{N_L - 1} \quad (l = 1, \dots, N_L - 1),$$

where  $N_L - 1$  is the number of grid points, which is 127 in the estimation.

On the tree  $T$ , we also define a random measure  $\tilde{G}$ , with which we can define the likelihood of the residuals  $\mathbf{r}$ . The prior of the measure  $\tilde{G}$  is defined by introducing the parameters  $\theta(A) = \tilde{G}(A_l | A)$ , where  $A_l$  is the left children node, for every non-terminal node  $A$ . They follow the prior distribution specified as

$$\theta(A) \sim \text{Beta}(\theta_0(A), 1 - \theta_0(A)), \quad \theta_0(A) = \frac{\mu(A_l)}{\mu(A)}.$$

We note that this random measure  $\tilde{G}$  is introduced just to define the marginal posterior of  $T$ , namely,  $P(T | \mathbf{r})$ , since our main goal is to find a tree that fits the distribution of the residuals. In the estimation, we first choose one tree according to this posterior and construct the measure to output, which is denoted by  $G_k$  in the paper, as in Eq (12). The method to select one tree is described in more detail in the next section.

The joint model of the tree  $T$  and the measure  $\tilde{G}$  can be seen as a special case of the density estimation model that is referred to as the adaptive Pólya tree (Ma, 2017) model in Awaya and Ma (2020) with the number of the latent states being 2.

### C.2.2 Top-down stochastic algorithm

The particle filter proposed in Awaya and Ma (2020) is shown to be effective to sample from the posterior of trees. This original algorithm, however, has drawbacks when seen as a component of the boosting from a viewpoint of computational cost:

1. In the particle filter, we construct thousands of candidate trees, but this strategy may make the whole boosting algorithm too time-consuming since in the boosting algorithm we need to repeat fitting trees to the residuals many times.
2. In the original algorithm, we do not stop splitting nodes until we reach the bottom nodes unless the number of included observations is too small. (Technically speaking, this is because the stopping variables, or the latent variables in general, are integrated out in the sampling.) The

number of nodes generated in a tree, however, tends to be large especially when the sample size is large, and constructing such large trees repeatedly in the boosting algorithm is also too-time consuming. The computation cost would become reasonable if we “give up non-promising nodes”, that is, stop dividing nodes if no interesting structures are found there.

From these reasons, we modify the original algorithm as follows: (i) Instead of generating many candidate trees, we set the number of particles to one, that is to say, construct a tree by randomly splitting nodes on the tree in a top-down manner. Hence the algorithm is similar to the top-down greedy method, but in our algorithm one selects splitting rules stochastically. (ii) For each active node, we compare possible splitting rules and the decision of stopping the splitting, where the latter option is added to the algorithm. This comparison is based on their posterior probabilities, and the splitting tends to be stopped if the conditional distribution is close to uniform.

For an active node  $A$ , the possible decisions are compared based on the following quantities that are seen as “prior  $\times$  marginal likelihood”. (A conceptually very similar algorithm for supervised learning is proposed in He and Hahn (2021).) For the decision of stopping, we compute

$$L_\emptyset = P(S(A) = 1)\mu(A)^{-n(A)},$$

where  $n(A)$  is the number of residuals included in  $A$ . On the other hand, for the splitting rule  $D(A) = j$  and  $L(A) = l/N_L$  that divides  $A$  into  $A_l$  and  $A_r$ , we compute

$$\begin{aligned} L_{j,l} &= P(S(A) = 0, D(A) = j, L(A) = l/N_L) \\ &\quad \times \int \text{Beta}(\theta \mid \theta_0(A), 1 - \theta_0(A)) \theta^{n(A_l)} (1 - \theta)^{n(A_r)} d\theta \\ &\quad \times \mu(A_l)^{-n(A_l)} \mu(A_r)^{-n(A_r)} \\ &= P(S(A) = 0, D(A) = j, L(A) = l/N_L) \\ &\quad \times \frac{\text{Be}(\theta_0(A) + n(A_l), 1 - \theta_0(A) + n(A_r))}{\text{Be}(\theta_0(A), 1 - \theta_0(A))} \\ &\quad \times \mu(A_l)^{-n(A_l)} \mu(A_r)^{-n(A_r)}, \end{aligned}$$

where  $\text{Be}(\cdot)$  is the beta function. Based on these quantities, we choose to stop the splitting with probability

$$\frac{L_\emptyset}{L_\emptyset + \sum_{j=1}^d \sum_{l=1}^{N_L-1} L_{j,l}}.$$

Otherwise, we choose the splitting rule  $D(A) = j$  and  $L(A) = l/N_L$  with probability

$$\frac{L_{j,l}}{\sum_{j'=1}^d \sum_{l'=1}^{N_L-1} L_{j',l'}}.$$

## D Details of the two-dimensional experiments

In the experiment, we used the following three scenarios.

**Scenario A:**  $n = 1,000$ , and

$$\text{Normal}(\boldsymbol{\mu}, \Sigma),$$

where

$$\boldsymbol{\mu} = \begin{bmatrix} 1/2 \\ 1/2 \end{bmatrix}, \quad \Sigma = \begin{bmatrix} 1/8^2 & 0.95/8^2 \\ 0.95/8^2 & 1/8^2 \end{bmatrix}.$$

**Scenario B:**  $n = 5,000$ , and

$$\begin{aligned} & \frac{1}{10} \text{Beta}(x_1 \mid 1, 1) \times \text{Beta}(x_2 \mid 1, 1) + \frac{3}{10} \text{Beta}(x_1 \mid 15, 45) \times \text{Beta}(x_2 \mid 15, 45) \\ & + \frac{3}{10} \text{Beta}(x_1 \mid 45, 15) \times \text{Beta}(x_2 \mid 22.5, 37.5) + \frac{3}{10} \text{Beta}(x_1 \mid 37.5, 22.5) \times \text{Beta}(x_2 \mid 45, 15). \end{aligned}$$

**Scenario C:**  $n = 2,000$ , and

$$\begin{aligned} & \frac{1}{3} \mathbf{1}_{[0.1, 0.45] \times [0.35, 0.9]}(x_1, x_2) + \frac{1}{3} \mathbf{1}_{[0.2, 0.8] \times [0.45, 0.5]}(x_1, x_2) \\ & + \frac{1}{3} \mathbf{1}_{[0.7, 0.9] \times [0.05, 0.6]}(x_1, x_2). \end{aligned}$$

## E Additional tables and figures

POWER	GAS	HEPMASS	MINIBOONE
$1.18 \pm 0.003$	$9.32 \pm 0.13$	$-19.48 \pm 0.01$	$-17.22 \pm 0.05$
AReM	CASP	BANK	
$12.14 \pm 0.04$	$22.07 \pm 0.03$	$36.36 \pm 0.05$	

Table 3: The average predictive scores and the standard deviations based on 30 repetition of applying the boosting algorithm under different random seeds.

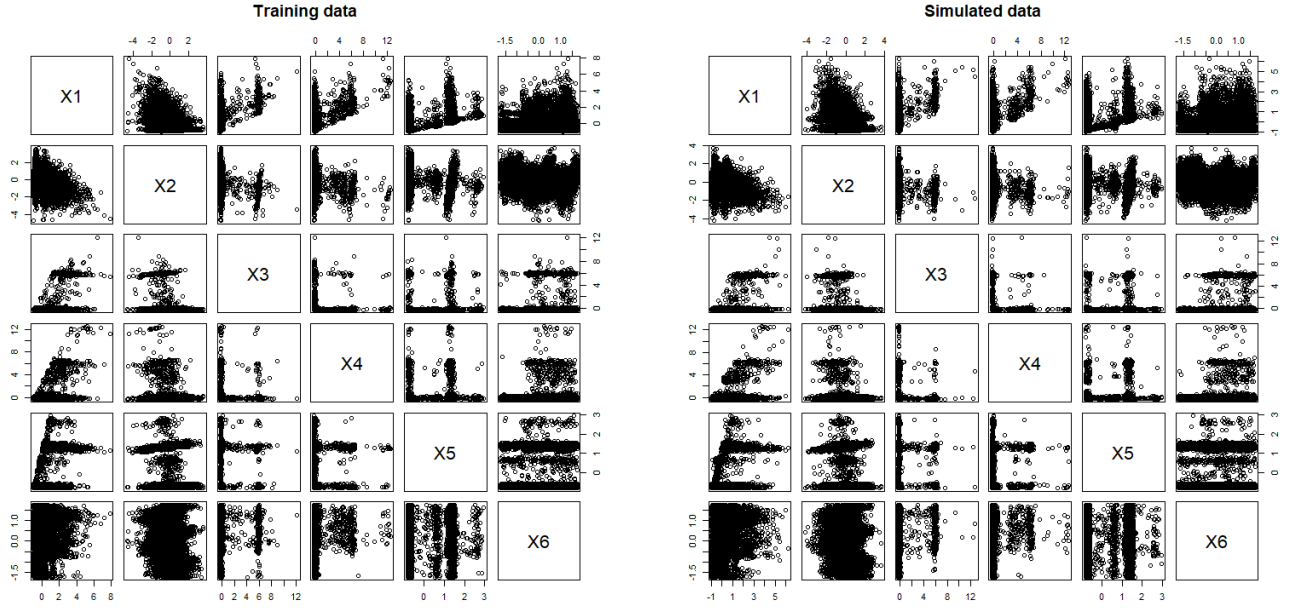


Figure 7: The training set of the POWER data (a subset of size 10,000 is visualized) and 10,000 observations simulated from the learned probability measure.

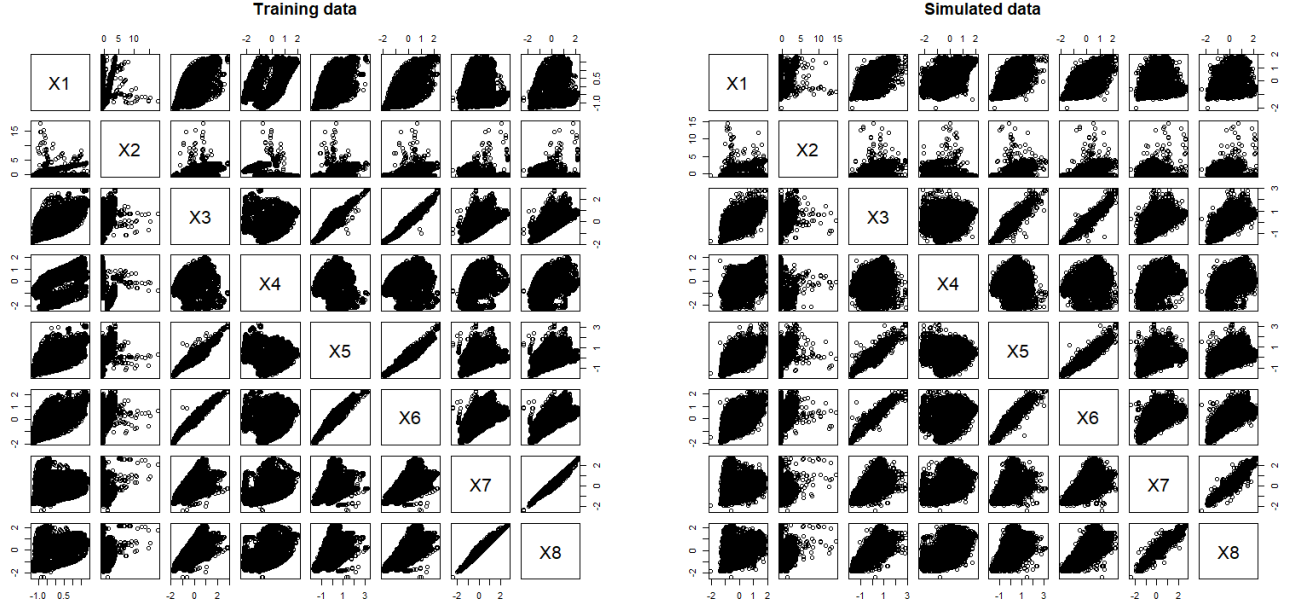


Figure 8: The training set of the GAS data (a subset of size 10,000 is visualized) and 10,000 observations simulated from the learned probability measure.

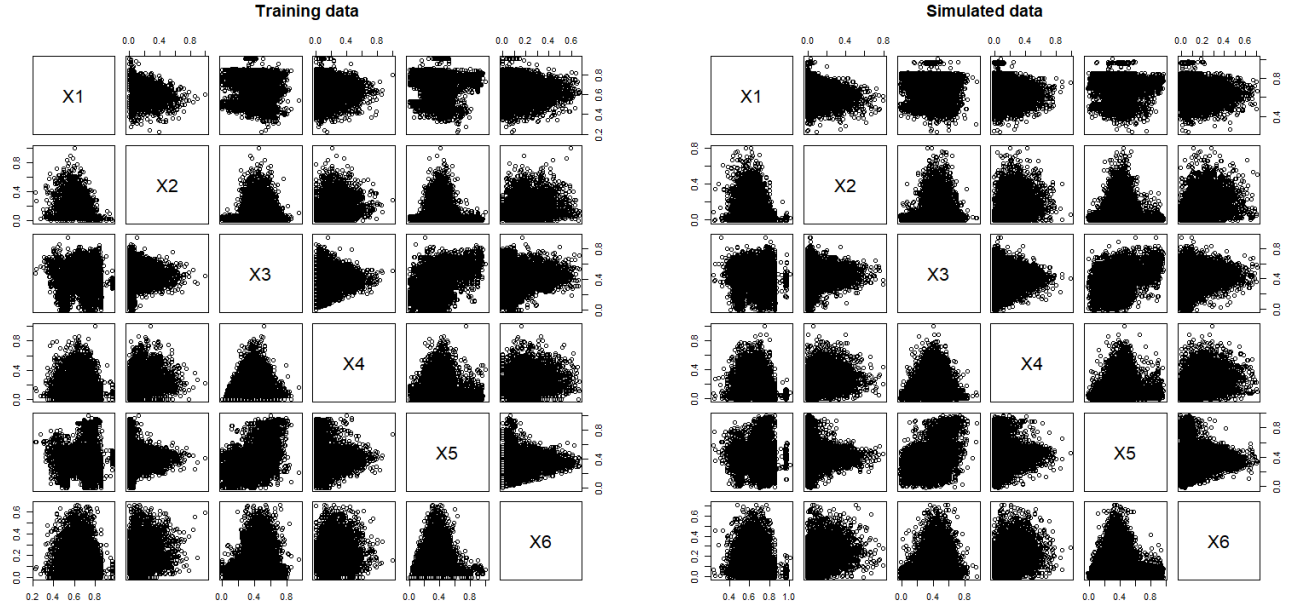


Figure 9: The training set of the AReM data (a subset of size 10,000 is visualized) and 10,000 observations simulated from the learned probability measure.