

Impurities in a one-dimensional Bose gas: the flow equation approach

F. Brauneis^{1, 2}, H.-W. Hammer^{1, 3}, M. Lemeshko², A. G. Volosniev^{2,*},

1 Technische Universität Darmstadt, Department of Physics, Institut für Kernphysik, 64289 Darmstadt, Germany

2 Institute of Science and Technology Austria, Am Campus 1, 3400 Klosterneuburg, Austria

3 ExtreMe Matter Institute EMMI, GSI Helmholtzzentrum für Schwerionenforschung GmbH, 64291 Darmstadt, Germany

*artem.volosniev@ist.ac.at

November 5, 2021

Abstract

A few years ago, flow equations were introduced as a technique for calculating the energies of cold Bose gases with and without impurities. In this paper, we extend this approach to compute observables other than the energy. As an example, we calculate the energies, densities, and phase fluctuations of one-dimensional Bose gases with one and two impurities.

For a single mobile impurity, we show that the flow equation results agree well with the mean-field results obtained upon the Lee-Low-Pines transformation if the phase coherence length is larger than the healing length of the condensate. This agreement occurs for all values of the boson-impurity interaction strength as long as the boson-boson interaction is weak.

For two static impurities, we calculate repulsive and attractive impurity-impurity correlations mediated by the Bose gas. We find that leading order perturbation theory fails when the boson-impurity interaction strength is larger than the boson-boson interaction strength. We note that the mean-field approximation reproduces the flow equation results for weak boson-boson interactions.

Contents

1	Introduction	2
2	In-Medium Similarity Renormalization Group	3
2.1	Flow equations	3
2.2	Reference state	4
2.3	Observables	6
3	A Bose Gas with a Single Impurity Atom	7
3.1	Reference state	8

3.2	Density	9
3.3	Phase fluctuations	12
3.4	Contact parameter	13
4	A Bose Gas with Two Impurity Atoms	13
4.1	Repulsive case, $c_2 > 0$	15
4.1.1	Reference state	15
4.1.2	Results	16
4.2	Approach to the thermodynamic limit	17
4.3	Attractive case, $c_2 < 0$	19
4.3.1	Reference state	20
4.3.2	Results	20
4.4	Approach to the thermodynamic limit	21
5	Summary and Outlook	22
A	Details on Method	25
A.1	Normal ordering	25
A.2	Flow equation	26
A.3	One-body basis	27
A.4	Truncation of the one-body basis	28
	References	29

1 Introduction

The flow equation approach provides an *ab-initio* method for solving many-body problems [1]. A related method, the In-medium similarity renormalization group (IM-SRG), was recently developed and successfully applied to nuclei (see, e.g., Refs. [2,3])¹. The main concept behind both methods is the same. Therefore, we use ‘IM-SRG’ and ‘flow equations’ interchangeably in this paper. IM-SRG was recently extended to cold Bose gases [7, 8], where it was tested by calculating energies of the one-dimensional Bose gas, and the self-energy of an impurity embedded in this gas (the ‘Bose-polaron problem’). Our present work explores the possibility to employ flow equations to calculate further observables for Bose gases, in particular, the density and phase fluctuations. Motivated by recent cold-atom experiments [9, 10], we focus on the one-dimensional Bose-polaron problem. This problem is of current theoretical interest, see Refs. [8, 11–25], which provide us with data for benchmarking and interpreting some of our IM-SRG results. In particular, it is interesting to compare to the (Wilson-type) renormalization group technique developed to study large systems with impurities in momentum space [14, 26, 27].

¹Note that the word ‘in-medium’ in the name of the method is used to separate the IM-SRG from the standard SRG approaches, which are used in nuclear physics to ‘soften’ nuclear forces before using them in *ab initio* methods (see, e.g., Refs. [4–6]), such as a no-core shell model.

It has been noticed that the mean-field approximation (MFA) in a frame co-moving with the impurity can accurately describe the self-energy of the impurity in a Bose gas [8, 17, 19, 22]. This observation is somewhat counter-intuitive, since strong phase fluctuations in one spatial dimension require a beyond-mean-field approach. A counterargument to this point can be based on the observation that (when solving a Bose-polaron problem) one is interested only in local properties of a Bose gas, and therefore, the absence of long-range order is not necessarily relevant. The mean-field approach can be useful (cf. [28]) as long as the phase coherence length, $\xi e^{\sqrt{\pi^2/\gamma}}$, is larger than the length scale associated with the polaron, which is of the order of ξ [8]. Here ξ is the healing length of the condensate, and γ is the dimensionless Lieb-Liniger parameter which characterizes the boson-boson interaction strength, see Sec. 3. This argument implies that as long as $e^{\sqrt{\pi^2/\gamma}} \gg 1$ one can use the MFA to study the Bose-polaron problem. The discussion above is based on perturbation theory, and further work is needed for its rigorous proof. Here, we provide numerical evidence for its validity.

In this work, we benchmark the IM-SRG results against those obtained within the mean-field approximation, and find that the MFA can describe the density of a Bose gas with an impurity particle accurately. To confirm the absence of boson-boson entanglement in the frame co-moving with the impurity, we calculate the phase fluctuations. They turn out to be small for the considered systems. Finally, we use the Born-Oppenheimer approximation to estimate the potential between impurities supported by a Bose gas. Our results show that the mean-field approximation is useful to study mesoscopic and large systems with two impurities. In particular, the MFA allows one to calculate the induced impurity-impurity interaction potential beyond first-order perturbation theory in a simple manner, i.e., without including any information about beyond-mean-field boson-boson correlations.

The paper is organized as follows: In Sec. 2, we give a short review of the IM-SRG, and explain how to calculate observables using this method. In Sec. 3, we discuss a Bose gas with a single impurity assuming repulsive boson-impurity interactions. There, we benchmark the IM-SRG results for the density against the Bethe-ansatz solution. Furthermore, we calculate the density and phase fluctuations of the Bose gas for systems that do not allow for an exact analytic treatment. In Sec. 4, we consider a Bose gas with two impurities. In particular, we calculate induced impurity-impurity interactions. We show that two impurities attract each other for repulsive impurity-boson interactions, whereas two impurities repel each other if one impurity attracts and another repels bosons, in accord with Refs. [23, 29]. We summarize our results and give an outlook in Sec. 5. Further details on the IM-SRG method in our implementation are given in Appendix A.

2 In-Medium Similarity Renormalization Group

2.1 Flow equations

The IM-SRG is an extension of the SRG [1, 30, 31] based upon the flow equation

$$\frac{d\mathbf{H}}{ds} = [\boldsymbol{\eta}, \mathbf{H}], \quad (1)$$

which transforms the Hamiltonian matrix into a block-diagonal form. The flow equation is defined once the initial condition, $\mathbf{H}(s=0)$, and the generator of the transformation, $\boldsymbol{\eta}$, are specified. It is worthwhile noting that Eq. (1) is equivalent to the unitary transformation $\mathbf{H}(s) = \mathbf{U}(s)\mathbf{H}(s=0)\mathbf{U}^\dagger(s)$, assuming that the antihermitian operator $\boldsymbol{\eta}$ and the unitary operator \mathbf{U} are connected as

$$\boldsymbol{\eta}(s) = \frac{d\mathbf{U}(s)}{ds}\mathbf{U}^\dagger(s). \quad (2)$$

We prefer to write the unitary transformation in the form of Eq. (1) because it allows us to choose the operator $\boldsymbol{\eta}(s)$ during the flow, i.e., for every parameter s , and, hence, to steer the flow in the desired direction.

The IM-SRG was previously applied to study Bose gases with a large condensate fraction [7]. In this work, we use and extend that formalism to calculate the density and phase fluctuations of the Bose gas. In addition, we discuss the role of a reference state in more detail in comparison to previous works. For convenience of the reader, we shall present in this chapter the main ingredients of the IM-SRG method for bosons, see also Ref. [7], Appendix A, and Fig. 1.

In general, it is impossible to solve Eq. (1) for a many-particle system, unless certain approximations are implemented. The complexity is due to the commutator $[\boldsymbol{\eta}, \mathbf{H}]$: It leads to many-body terms, which are not present in the initial Hamiltonian $\mathbf{H}(s=0)$. To solve Eq. (1), these forces must be truncated at some order. To define a truncation hierarchy, we write the Hamiltonian \mathbf{H} in second quantization using normal ordering with respect to a reference state. As a reference state, we use a product state, which can approximate the ground state of a mesoscopic ensemble of bosons well, at least for weak interactions. In our work, we truncate three-body excitations and beyond, see Fig. 1. To estimate the introduced truncation error, we use the three-body elements and second order perturbation theory for matrices, see Fig. 1. The result of the IM-SRG in our implementation is an approximate mapping of the reference state to the ground state of the Hamiltonian \mathbf{H} .

In practice, the following steps constitute the IM-SRG method: (i) find a one-body basis to write a Hamiltonian matrix in second quantization, (ii) find a reference state to normal order the operators, (iii) solve the flow equation (1). We discuss (i) in Appendix A.3. The item (ii) is discussed in the next subsection. We use Python's standard routines [in particular, the explicit Runge-Kutta method 5(4)] to perform (iii).

2.2 Reference state

One of the key ingredients of the IM-SRG is the reference state, Ψ_{ref} , which is used to normal order operators, see Appendix A.1. The reference state should well approximate an eigenstate (here the ground state) of the Hamiltonian, otherwise the IM-SRG transformation cannot map Ψ_{ref} onto the exact state. In previous works on flow equations for bosons [7, 8], the ground state of the non-interacting Hamiltonian was used as a reference state. This is the simplest choice; one of the aims of the present paper is to explore other options.

This work focuses on ground-state properties of a bosonic system. Therefore, it is logical to

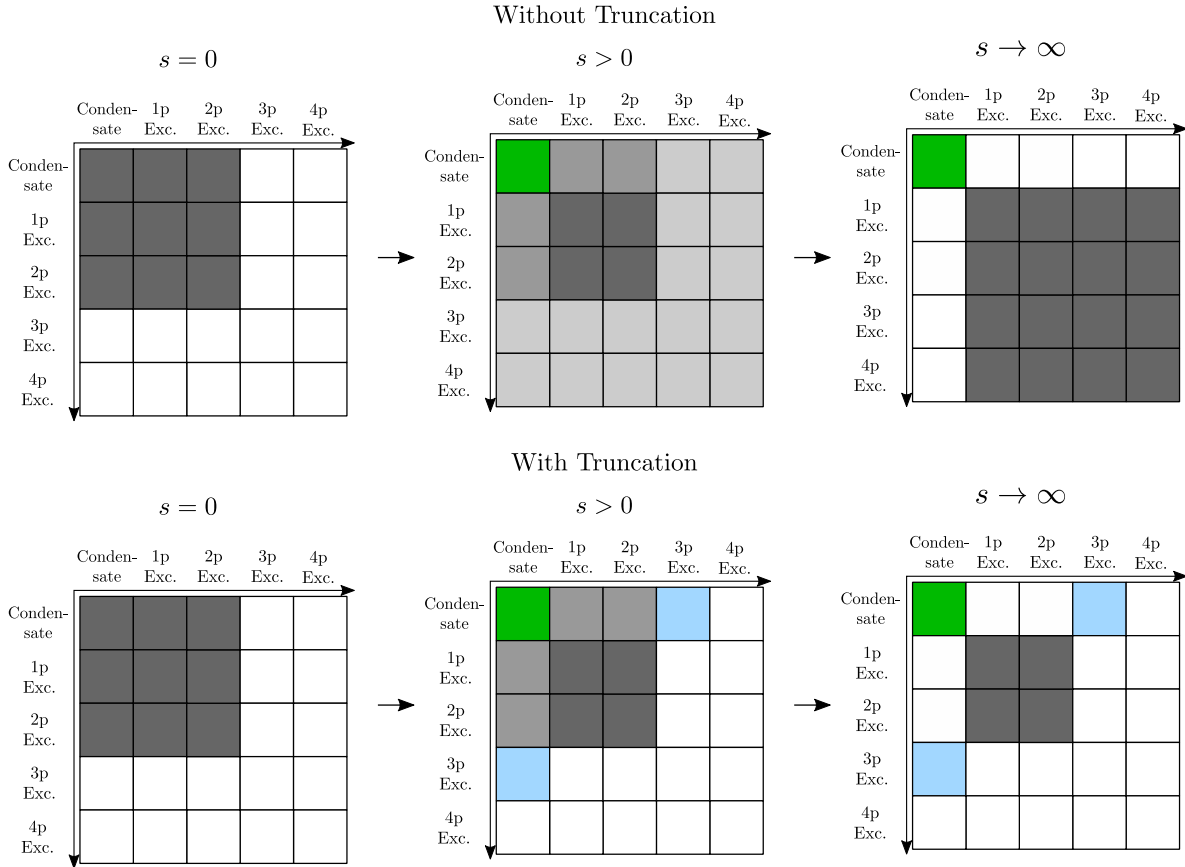


Figure 1: Illustration of the action of the flow equation (1) on the Hamiltonian. The Hamiltonian matrix is unitarily transformed to a block-diagonal form, such that the ground state (green) becomes decoupled. The upper row illustrates the exact transformation without a truncation. Note that many-body excitations appear during the flow. The bottom row illustrates a truncation scheme adopted to circumvent this problem. The induced three-body terms (blue) can be estimated and used to evaluate the accuracy of the truncation scheme. The excitations are defined with respect to the adopted normal ordering, see Appendix A.

use a product state as a reference state, i.e.,

$$\Psi_{\text{ref}}(x_1, \dots, x_N) = \prod_{\alpha=1}^N f(x_\alpha), \quad (3)$$

where x_α is the coordinate of the α th boson, and f is some function, which we discuss below. The choice of a product-state ansatz is natural for cold Bose gases with macroscopic population of a single mode, i.e., with a large condensate fraction. Note that the reference state of Eq. (3) is in general not an accurate approximation to one-dimensional systems in the thermodynamic limit, where the correlations decay algebraically [32–36]. However, as our analysis below shows, the product state is a useful starting point for analyzing mesoscopic systems with impurities.

This work mainly focuses on two (single-body) reference states f_1 and f_2 . The function f_1 is the ground-state wave function of the one-body Hamiltonian as in Refs. [7, 8]. The second function is obtained within a mean-field approximation, i.e., f_2 is the solution of the Gross-Pitaevskii equation. To distinguish the IM-SRG method with f_1 from IM-SRG with f_2 , we introduce the notation IM-SRG(f_1) and IM-SRG(f_2), respectively². It is worthwhile noting that one can rely on an iterative procedure to find a good reference state, starting from any reasonable initial guess $f_a^{(0)}$. Indeed, IM-SRG($f_a^{(0)}$) may provide a new reference state as $f_a^{(1)} = \sqrt{\rho}$, where ρ is the density obtained from IM-SRG($f_a^{(0)}$). The iterative procedure is continued until $f_a^{(i+1)} \rightarrow f_a^{(i)}$, which signals that the results are converged. In addition, this procedure can be used to validate the convergence of our results. We have checked that the results within the zeroth-order iteration (i.e., of IM-SRG($f_a^{(0)}$) with $f_a^{(0)} = f_1, f_2$) are already accurate for the systems discussed here.

2.3 Observables

In nuclear physics, the IM-SRG method was used not only to calculate the energy, but also to estimate other observables [3, 37]. One of the goals of the present paper is to develop (and test the accuracy of) the IM-SRG method for calculating the density and phase fluctuations of cold Bose gases.

In order to calculate observables other than the energy, the corresponding Hermitian operator \mathbf{O} should be transformed together with the Hamiltonian. To this end, we write \mathbf{O} in second quantization, normal order it with respect to the reference state Ψ_{ref} , and solve the flow equation

$$\frac{d\mathbf{O}}{ds} = [\boldsymbol{\eta}, \mathbf{O}]. \quad (4)$$

Equations (1) and (4) are solved simultaneously since the generator $\boldsymbol{\eta}$ depends on \mathbf{H} .

In this work, we focus on calculating one-body observables. The commutator in Eq. (4) leads to two- and higher-order terms for such observables at $s > 0$, which should be truncated according to our scheme. We cannot estimate the associated error using the strategy adopted

²Note that this differs from the convention in nuclear physics, where the notation IM-SRG(n) is used to specify the order n of the truncation scheme for many-body forces.

for the energy (see Appendix A), as in general the operators \mathbf{O} and \mathbf{H} do not commute. Instead we define the “relative truncation error” as

$$\Delta = \frac{\delta e}{e}, \quad (5)$$

where e is the energy calculated using flow equations and δe is our estimation of the truncation error for the energy. We estimate the error due to truncation for \mathbf{O} as

$$\delta O \approx \Delta \cdot \langle \mathbf{O} \rangle. \quad (6)$$

By comparing to the exact density, we will show below that δO can estimate accurately the error of the IM-SRG. However, we do not expect this always to be the case. In general, one cannot infer the accuracy of an observable from the accuracy of the energy using a linear approximation³, which means that δO is no more than a useful phenomenological estimate.

3 A Bose Gas with a Single Impurity Atom

To illustrate calculations of observables based upon flow equations, we investigate a one-dimensional system of N bosons and a single impurity atom. This system, which is often referred to as the one-dimensional Bose-polaron problem, is one of the simplest models where our approach is useful. The corresponding Hamiltonian in first quantization reads as ($\hbar = 1$)

$$H = -\frac{1}{2m} \frac{\partial^2}{\partial y^2} - \frac{1}{2M} \sum_{i=1}^N \frac{\partial^2}{\partial x_i^2} + V_{ib}(\{x_i\}) + V_{bb}(\{x_i\}), \quad (7)$$

where y is the position of the impurity, x_i is the position of the i th boson, m is the mass of the impurity atom, and M is the mass of a boson. For simplicity, we shall use the system of units in which $M = 1$. To model atom-atom interactions, we use zero-range potentials [38]:

$$V_{ib}(\{x_i\}) = c \sum_{i=1}^N \delta(x_i - y), \quad V_{bb}(\{x_i\}) = g \sum_{i,j} \delta(x_i - x_j), \quad (8)$$

where c defines the strength of the boson-impurity interactions, and g determines the boson-boson interactions. We consider periodic boundary conditions, i.e., particles are confined to a ring of length L , see Fig. 2. The density of the Bose gas is $\rho = N/L$. The important quantities that characterize the gas are the Lieb-Liniger parameter $\gamma = g/\rho$, and the healing length $\xi = 1/(\sqrt{\gamma\rho})$. We focus on weakly-interacting Bose gases with small values of γ , for which the phase coherence length is larger or comparable to L , so that the system is in a (quasi)-condensed state and our flow equation approach is useful.

³To illustrate this statement, let us assume that a numerical method produces the following approximation to the ground state: $\psi_0 + \alpha f$, where ψ_0 is the exact ground-state wave function, and f is an element of the Hilbert space, which is orthogonal to ψ_0 , i.e., $\langle \psi_0 | f \rangle = 0$. If the numerical method is accurate, then $\alpha \rightarrow 0$. In this case, it is easy to see that the error produced by the numerical method is proportional to α^2 for the expectation value of the energy. However, the error for a general observable can be much larger, as it scales as α .

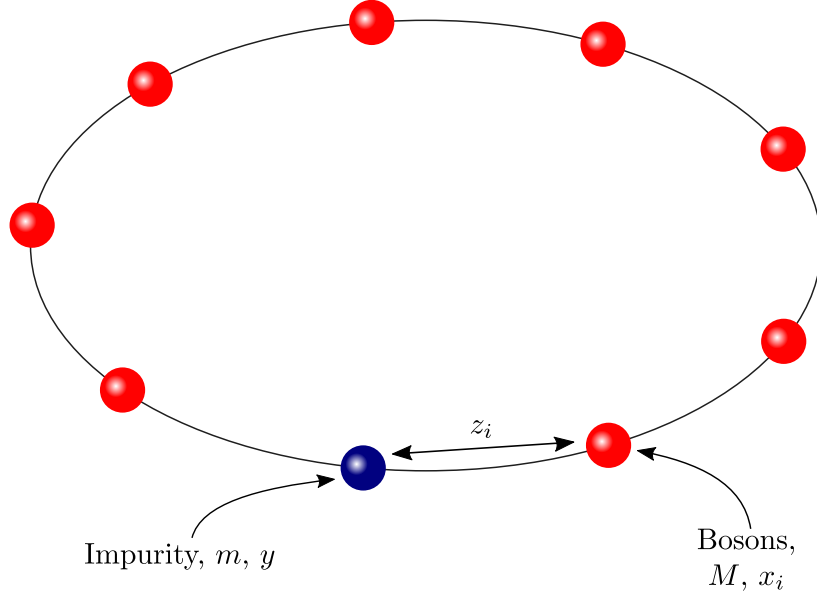


Figure 2: Illustration of the one-dimensional Bose-polaron problem: N bosons and a single impurity on a ring of length L . The mass of the impurity atom is m while the mass of the bosons is M . The coordinates of the impurity and the bosons are y and $\{x_i\}$, respectively. For convenience, the problem is solved using the set of coordinates $\{z_i\}$, which describe the relative distances between the impurity and the bosons.

In this work, we consider the case of repulsive boson-impurity interactions ($c > 0$). The case of an impurity with attractive interactions will be addressed in a future publication [39]. The energy of the impurity for this problem was already studied with IM-SRG in Ref. [8]. We are now going to calculate other observables using this numerical method. To that end, we transform the Hamiltonian (7) to the system of coordinates co-moving with the impurity, i.e., we introduce a new set of coordinates $z_i = L\theta(y - x_i) + x_i - y$ where $\theta(x)$ is the Heaviside step function. The coordinates z_i allow one to calculate mean-field properties of the Bose-polaron problem in a simple manner, see Refs. [8, 17]. The transformation $\{y, x_i\} \rightarrow \{z_i\}$ is related to the unitary Lee-Low-Pines transformation [40] performed in coordinate space [19, 22]. In the new coordinates, the Hamiltonian (7) is written as

$$\mathcal{H}_P = -\frac{1}{2} \sum_i^N \frac{\partial^2}{\partial z_i^2} - \frac{1}{2m} \left(\sum_i^N \frac{\partial}{\partial z_i} \right)^2 + \frac{iP}{m} \sum_i^N \frac{\partial}{\partial z_i} + g \sum_{i < j} \delta(z_i - z_j) + c \sum_{i=1}^N \delta(z_i), \quad (9)$$

where P is a quantum number – the total (angular) momentum of the system. For simplicity, we consider the case $P = 0$, which corresponds to the ground-state manifold. The Hamiltonian \mathcal{H}_P describes a system of N bosons, and can be easily written in the language of second quantization using the annihilation and creation operators, \mathbf{a}_i and \mathbf{a}_i^\dagger , which are defined in the frame co-moving with the impurity.

3.1 Reference state

In this section, we introduce the reference states, which are needed to solve the Bose-polaron problem with flow equations. The first reference state is built upon the ground state, f_1 , of

$\mathcal{H}_{P=0}$ for a single boson, i.e., $N = 1$. The corresponding Schrödinger equation reads as

$$-\frac{1}{2\kappa} \frac{\partial^2}{\partial z^2} f_1(z) + c\delta(z)f_1(z) = \frac{k^2}{2\kappa} f_1(z), \quad (10)$$

where $\kappa = 1/(1+m)$ is the reduced mass, and $z \in [0, L]$ is the coordinate of a boson. The ground-state solution that satisfies the boundary conditions [$f_1(0) = f_1(L)$] is $f_1 = \mathcal{N} \cos(k(z - L/2))$, where $k \in [\pi/L, 2\pi/L]$ is determined from the equation $2k \tan(kL/2) = 2c\kappa$. The parameter \mathcal{N} is determined from the normalization condition $\int |f_1(z)|^2 dz = 1$: $\mathcal{N} = \sqrt{2k/(kL + \sin(kL))}$.

The second reference state, f_2 , solves the Gross-Pitaevskii equation that corresponds to \mathcal{H}_0 :

$$-\frac{1}{2\kappa} \frac{d^2 f_2}{dz^2} + g(N-1)f_2(z)^3 + c\delta(z) = \mu f_2(z), \quad (11)$$

where μ is the chemical potential. The solution to this equation is given by

$$f_2(z) = \sqrt{\frac{4K(p)^2 p}{\kappa g L^2 \delta^2 (N-1)}} \operatorname{sn} \left(2K(p) \left[\frac{z}{\delta L} + \frac{1}{2} - \frac{1}{2\delta} \right], p \right), \quad (12)$$

where sn is the sn -Jacobi elliptic function, and $K(p)$ is the complete elliptic integral of the first kind [41]. The parameters $p \in [0, 1)$ and δ are fixed by the boundary conditions due to the delta-function potential $c\delta(z)$ [$f_2'|_{+0} - f_2'|_{-0} = 2\kappa c f_2(0)$], and by the normalization condition [$\int |f_2(z)|^2 dz = 1$]. The corresponding chemical potential μ reads as:

$$\mu = 2 \frac{p+1}{\kappa \delta^2 L^2} K(p)^2. \quad (13)$$

The mean-field solution f_2 is discussed in more detail in Ref. [8], see also Refs. [19, 22] for the discussion of the thermodynamic limit, and Refs. [42, 43] for the discussion of the limit $c \rightarrow \infty$.

3.2 Density

In this section, we calculate the density, $\rho(z) = \langle \Phi_{gr} | \rho(z) | \Phi_{gr} \rangle$, of the Bose gas in the frame co-moving with the impurity:

$$\rho(z) = \langle \Phi_{gr} | \sum_{i=1}^N \delta(z - z_i) | \Phi_{gr} \rangle, \quad (14)$$

where Φ_{gr} is the ground state of \mathcal{H}_0 . $\rho(z)$ should not be confused with the density of the Bose gas without the impurity, $\rho = N/L$. To use the density operator $\rho(z)$ in the flow equation approach (see Sec. 2.3), we write it in second quantization as

$$\rho(z) = \sum_{i,j} \phi_i(z) \phi_j(z) \mathbf{a}_i^\dagger \mathbf{a}_j, \quad (15)$$

where $\phi_i(z)$ is the i th element of the one-body basis employed for writing the Hamiltonian in second quantization. Note that in our implementation the basis $\{\phi_i(z)\}$ depends on the used reference state, see Appendix A.3.

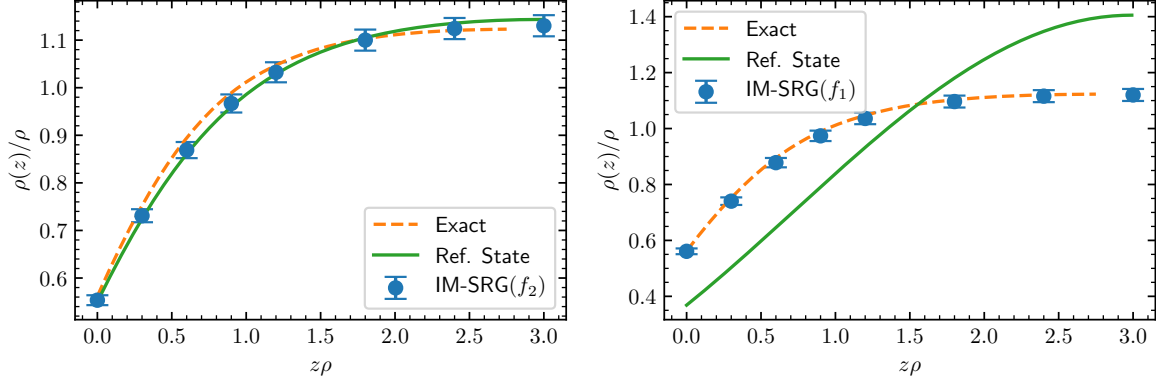


Figure 3: Density of the Bose gas in the frame co-moving with the impurity. The dots are calculated with the flow equations. Left [right] panel shows the results of the IM-SRG(f_2) [IM-SRG(f_1)] method. The densities obtained directly from the reference state f_2 [f_1] are given by the solid green curves. The exact pair-correlation function from Ref. [44] is shown as a dashed orange curve. Our results are presented for $N = 6$ bosons plus a single impurity atom. The interaction strengths are $c/\rho = g/\rho = 1$, and the masses of impurity and bosons are equal, $m = M = 1$.

To test flow equations, we first calculate $\rho(z)$ assuming equal masses ($m = M$) and equal interactions ($c = g$). These assumptions turn our system into the exactly solvable Lieb-Liniger model for $N + 1$ particles [45], since we can no longer distinguish between the impurity and a boson. One can show that the pair correlation function of the Lieb-Liniger model, $g_{LL}^{(2)}$, is identical to the density of the bosons defined in Eq. (14), i.e.,

$$\rho(z) = g_{LL}^{(2)}(0, z) \left(\frac{N+1}{L} \right)^2. \quad (16)$$

The function $g_{LL}^{(2)}$ is known for mesoscopic systems for certain parameter regimes (see, e.g., Ref. [44]), and we use those results to benchmark our findings, see Fig. 3 for $N = 6$. The density calculated using flow equations agrees well with the exact values for all values of z . Near the impurity, the density of the bosons is suppressed, since the boson-impurity interaction is repulsive. Note that the suggested error estimate in Eq. (6) is accurate.

Figure 3 shows that the results of the IM-SRG(f_1) method agree well with the results of the IM-SRG(f_2) method, which means that both f_1 and f_2 are suitable reference states for the parameters considered in Fig. 3. In our studies, we have noticed that the reference state f_2 allows us to investigate a larger range of parameters (i.e., more particles, larger boson-boson interactions) than f_1 . Figure 3 explains this observation: The more complicated mean-field function f_2 provides a better approximation of the exact density, and, hence, it is easier for the flow equation method to map this reference state onto the real ground state of the system. In what follows, we present our results only for IM-SRG(f_2).

Finally, we calculate the density for parameters for which the system is no longer exactly solvable. Our goal here is to test the mean-field treatment of \mathcal{H}_0 . It is already known that

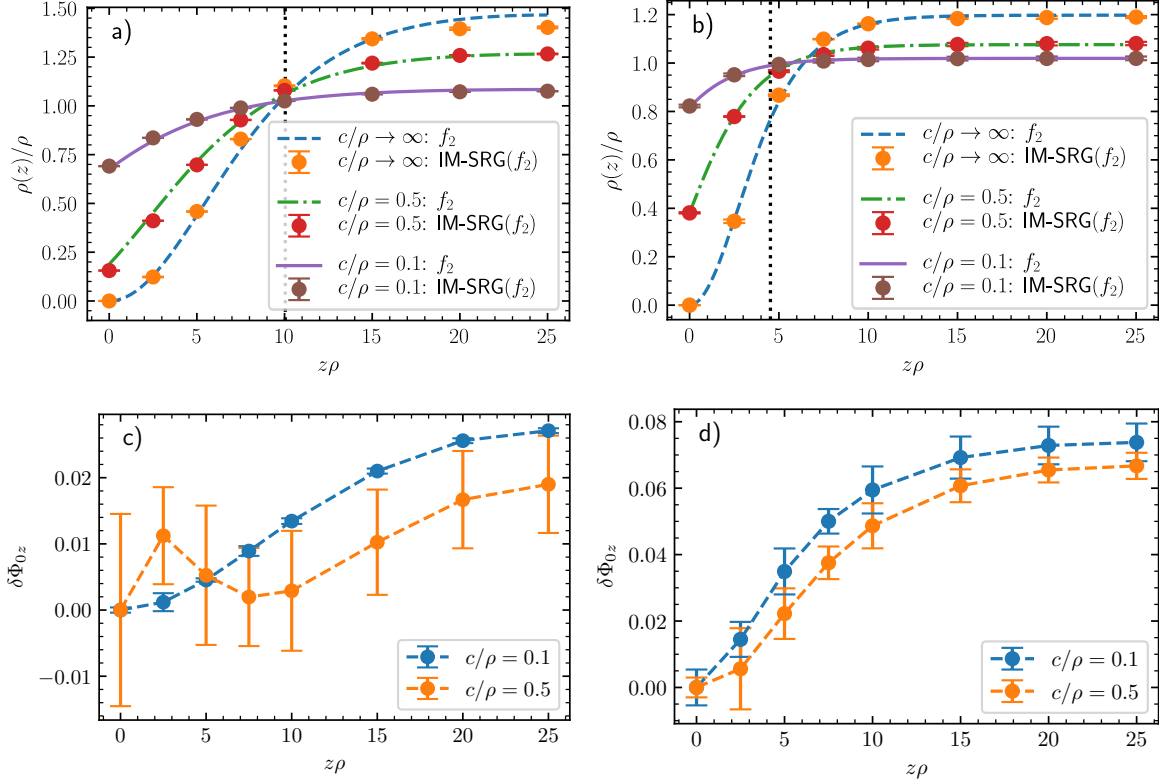


Figure 4: (Upper row): The density of the Bose gas in the frame co-moving with the impurity. Dots are calculated using the IM-SRG(f_2) method. Mean-field densities are shown using solid, dashed and dot-dashed curves. The dotted vertical line indicates the relevant healing length $\xi/\sqrt{\kappa}$. Results are presented for $N = 50$, $m = M = 1$ and different impurity-boson interactions c/ρ listed in the legend. (Bottom row): Phase fluctuations for the Bose gas in the frame co-moving with the impurity. Dots with error bars are calculated using the IM-SRG(f_2) method. The dashed curves are added to guide the eye. The parameters N , m and M are as in the upper row. The boson-boson interaction strength in panels a) and c) is $g/\rho = 0.02$, while in b) and d) it is $g/\rho = 0.1$.

this treatment can produce accurate results for the energy of the impurity and the contact parameter [8, 19, 22]. Here, we show that it can also be used to calculate the density, see Fig. 4. As in Fig. 3, the density of the Bose gas is suppressed near the impurity. The length scale that characterizes this suppression is given by $\xi/\sqrt{\kappa}$ [8, 22]. We estimate that $\xi\rho \simeq 7.1$ for $g/\rho = 0.02$ and $\xi\rho \simeq 3.2$ for $g/\rho = 0.1$. All in all, we observe that the mean-field approximation describes $\rho(z)$ accurately for all values of the boson-impurity interaction strength c , as long as the parameter g is small⁴. We have checked that the mean-field approximation is accurate for up to $\gamma \simeq 0.5$ and $c \rightarrow \infty$ by comparing to the Monte-Carlo results presented in Ref. [14].

⁴We expect the mean-field approximation to break down when the boson-boson interaction is increased. With the IM-SRG method we were not able to investigate this, since the truncation error also increases with the boson-boson interaction, e.g., for $N = 15$, $c/\rho = 1$ and $g/\rho = 1$ the truncation error is $\approx 5\%$ but for $g/\rho = 2$ it is already above 10%. These large error bars make it impossible to pinpoint parameters for which the mean-field description starts to fail.

The comparison of our IM-SRG results to the RG results of Ref. [14] suggests that it is more advantageous to work with a real-space formulation of the problem. Large values of c require beyond-Fröhlich-polaron treatment of the problem in momentum space, in particular, one should include phonon-phonon interactions. In contrast, in our implementation, already mean-field results are accurate. The accuracy of MFA is probably not surprising after we notice that the (phase) coherence length is larger than the length scale we are interested in, for instance, the phase coherence length for $\gamma = 0.1$ is about 20000ξ . We illustrate this statement further by calculating phase fluctuations in the next subsection.

3.3 Phase fluctuations

Phase fluctuations are strong in the one-dimensional world [35, 36, 46, 47], incapacitating the mean-field treatment. However, as long as one is interested in the physics on the length scales smaller than the coherence length, the mean-field approach can give accurate results. We will now calculate phase fluctuations using flow equations, and explicitly justify the use of the MFA. Another way to validate the mean-field ansatz could be based on calculating the condensate fraction in the considered mesoscopic ensembles. For example, the flow equation approach predicts that the condensate fraction⁵ for systems with $N = 50$ and $g \leq 0.1$ is always large ($\sim 95\%$), thus, endorsing the use of the mean-field ansatz for these systems. In particular, this large condensate fraction suggests that if fifty bosons can screen the impurity, then the MFA should yield accurate results for the properties of the impurity in the thermodynamic limit. However, the condensate fraction can only be used to provide a phenomenological argument in support of the mean-field approach. The condensate fraction is a global quantity. In one spatial dimension, it depends on the considered number of particles, and vanishes in the thermodynamic limit. Therefore, we do not discuss it further.

To calculate phase fluctuations, we first compute the one-body density matrix

$$\rho(0, z) \equiv \langle \Phi_{gr} | \rho(0, z) | \Phi_{gr} \rangle = \langle \Phi_{gr} | \sum_{i,j} \phi_i^*(0) \phi_j(z) \mathbf{a}_i^\dagger \mathbf{a}_j | \Phi_{gr} \rangle, \quad (17)$$

and then extract the phase fluctuations $\delta\Phi_{0z}$ using the expression [46]:

$$\rho(0, z) = \sqrt{\rho(0)\rho(z)} \exp \left\{ -\frac{\delta\Phi_{0z}}{2} \right\}, \quad (18)$$

The result is shown in Fig. 4. For $g/\rho = 0.02$, phase fluctuations are negligibly small. For $g/\rho = 0.1$, phase fluctuations play a more important role, however even then they can be neglected so that $\rho(0, z) \simeq \sqrt{\rho(0)\rho(z)}$. This implies that for these parameters the Bose gas can be described using a mean-field ansatz. One could anticipate that phase fluctuations depend noticeably on the value c , which determines the density of bosons, and, hence, the effective Lieb-Liniger parameter in the vicinity of the impurity. However, we observe that phase fluctuations depend only weakly on the boson-impurity interaction strength, c . Note that in practice it is difficult to extract phase fluctuations according to the definition (18) in systems with $c/g \gg 1$ for which $\rho(0) \rightarrow 0$. Therefore we do not present phase fluctuations in this limit.

⁵By condensate fraction, we mean here the expectation value of the operator $\mathbf{a}_0^\dagger \mathbf{a}_0 / N$.

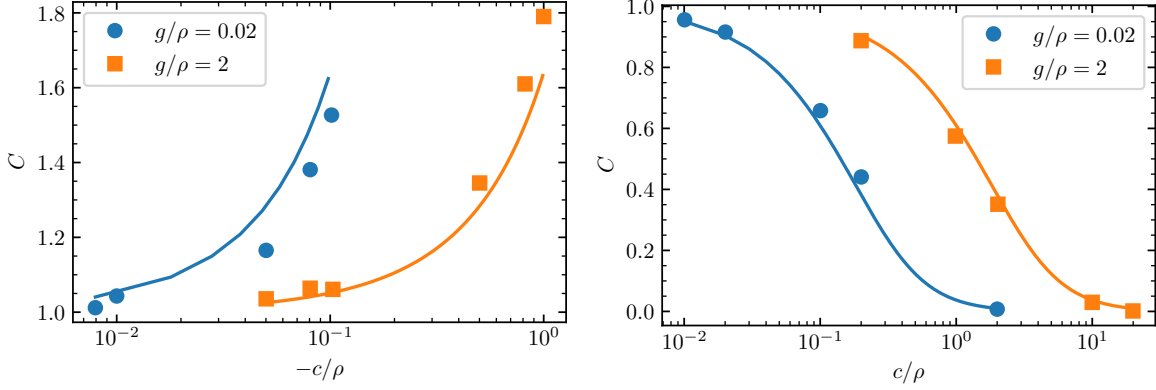


Figure 5: Comparison of the mean-field contact parameter from Eq. (19) to the Quantum Monte-Carlo result [12] for two different boson-boson interaction strengths $g/\rho = 0.02$ (blue circles) and $g/\rho = 2$ (orange squares). The results are shown as a function of the impurity-boson interaction strength, c/ρ with $c < 0$ [$c > 0$] displayed in the left [right] panels, respectively. The solid curves give the mean-field results, while the circles/squares are from Ref. [12]. The masses of the impurity and the bosons are equal ($m = M = 1$).

3.4 Contact parameter

At the end of our discussion of the one-dimensional Bose-polaron problem, we mention once again that this paper focuses on repulsive boson-impurity interactions, and leaves a rigorous IM-SRG study of the attractive case for the future [39]. However, we must note that our conclusion that the mean-field approximation describes accurately an impurity in a Bose gas cannot be directly extended to a Bose gas with an attractive impurity. There is an important difference between the cases with $c > 0$ and $c < 0$: The latter supports a formation of tightly bound states at large negative values of c . Many-body bound states are highly-correlated and cannot be accurately described by the mean-field ansatz, unlike the opposite case with $c \rightarrow \infty$. This implies that the region of applicability for $c > 0$ must be larger (see also the discussion on the effective mass in Ref. [22]). To elaborate slightly more on this difference, we calculate the density of the Bose gas at the position of the impurity, i.e., the contact parameter, $C = \rho(0)/\rho$, in the mean-field approximation in the thermodynamic limit:

$$C_{MF} = \tanh^{\pm 2}(D), \quad D = \frac{1}{2} \operatorname{asinh} \left(\frac{2\rho}{c} \sqrt{\frac{g}{\rho\kappa}} \right), \quad (19)$$

where the positive sign is for $c > 0$ (see Ref. [8]) and the negative sign should be taken for $c < 0$. We compare the parameter C_{MF} to the contact parameter calculated using Quantum Monte-Carlo [12] in Fig. 5. The mean-field values agree well with the data for $c > 0$. For attractive interactions, the agreement is only qualitative for large values of $|c|$ ($|c| > g$), indicating the breakdown of the mean-field approximation.

4 A Bose Gas with Two Impurity Atoms

In the previous section, we considered a single impurity in a Bose gas, which is the standard starting point in the analysis of systems with impurities. However, the physics of systems

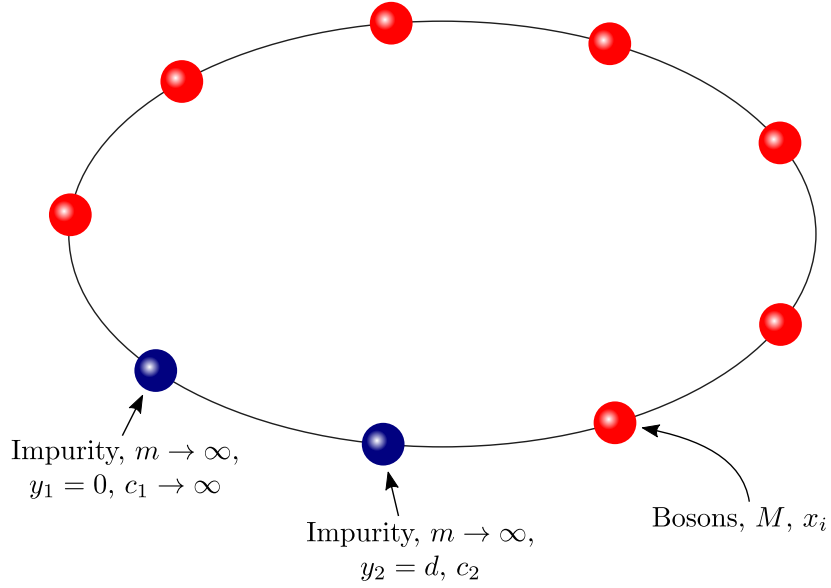


Figure 6: Illustration of a system of N bosons and two static impurities confined to a ring of length L . The i th boson has the coordinate x_i . One impenetrable impurity ($c_1 \rightarrow \infty$) is placed at $y_1 = 0$, and another one with the interaction strength c_2 is at $y_2 = d$.

with many impurity atoms can be drastically different from that of a system with a single impurity atom, in particular, because the Bose gas mediates interactions between impurities. Therefore, the next step for a reliable description of a (quasispin-)polarized systems must be an assessment of the strength of the induced impurity-impurity interaction potential. One possible way to do this is to consider a Bose gas with two *mobile* impurities, see, e.g., Refs. [20, 25, 48, 49]. We choose another approach. We estimate the induced impurity-impurity interaction using the Born-Oppenheimer approximation [50–52] (see Refs. [53–57] for related studies in three spatial dimensions), i.e., for $m \rightarrow \infty$. It is known that the Born-Oppenheimer approximation describes well short-range correlations, which define overall properties of impurity-impurity interactions [50, 58]. It is worthwhile noting that the long-range impurity-impurity correlations induced by quantum fluctuations are beyond the range of applicability of the Born-Oppenheimer approximation, in particular, since they can depend on the mass of the impurity [21, 29, 59]. These long-range correlations are not relevant for our discussion – they are weak for the considered parameters regimes, and can be neglected.

The Hamiltonian for two static impurities is written in first quantization as:

$$H_2 = -\frac{1}{2M} \sum_{i=1}^N \frac{\partial^2}{\partial x_i^2} + g \sum_{i,j} \delta(x_i - x_j) + c_1 \sum_{i=1}^N \delta(x_i - y_1) + c_2 \sum_{i=1}^N \delta(x_i - y_2), \quad (20)$$

where c_1 and c_2 describe the strength of the impurity-boson interactions, and y_1 and y_2 are the positions of the impurities. Without loss of generality, we place one impurity at $y_1 = 0$ and the other at $y_2 = d$, see Fig. 6. As before, we shall use a system of units in which $M = 1$. For the sake of discussion, we assume that the impurity at y_1 is impenetrable, i.e., $1/c_1 = 0$. In other words we consider an impurity in a semi-infinite Bose gas [23, 24]. This

assumption allows us to simplify the presentation. We will show that for $c_2 > 0$ the impurities attract each other, whereas if $c_2 < 0$ the impurities repel each other. In the former case, the energy is minimized when two impurities are on top of each other, whereas in the latter case the attractive impurity wants to be far from the repulsive one, see also Ref. [23]. We shall consider these cases separately.

The goal of this section is to calculate induced impurity-impurity interactions in the Born-Oppenheimer approximation using the flow equation approach. To this end, below, we compute with IM-SRG the ground-state energy of the Hamiltonian H_2 . We also show that the induced interactions can be accurately calculated using the mean-field approximation, at least for weak boson-boson interactions. Finally, we estimate when first-order perturbation theory, which is commonly used to estimate impurity-impurity interactions [24, 51], fails.

4.1 Repulsive case, $c_2 > 0$

4.1.1 Reference state

To use the IM-SRG(f_2) scheme for a numerical study of this system, we first find the reference state, f_2 , by solving the Gross-Pitaevskii equation:

$$-\frac{1}{2} \frac{\partial^2 f_2}{\partial x^2} + g(N-1)f_2(x)^3 + (c_1\delta(x) + c_2\delta(x-d))f_2(x) = \mu f_2(x). \quad (21)$$

The solution to this equations reads

$$f_2(x) = \begin{cases} \sqrt{\frac{4K(p_1)^2 p_1}{gL^2 \delta_1^2 (N-1)}} \operatorname{sn} \left(2K(p_1) \left[\frac{x}{\delta_1 L} \right] + a, p_1 \right) & x \in [0, d] \\ \sqrt{\frac{4K(p_2)^2 p_2}{gL^2 \delta_2^2 (N-1)}} \operatorname{sn} \left(2K(p_2) \left[\frac{L-x}{\delta_2 L} \right] + a, p_2 \right) & x \in [d, L] \end{cases}, \quad (22)$$

where the parameters $p_1, p_2, \delta_1, \delta_2, a$ are determined by the conditions:

$$\int_0^L f^2 dx = 1, \quad (23)$$

$$f(d^+) = f(d^-), \quad (24)$$

$$\frac{p_1 + 1}{\delta_1^2 L^2} K(p_1) = \frac{p_2 + 1}{\delta_2^2 L^2} K(p_2), \quad (25)$$

$$\left. \frac{\partial f}{\partial x} \right|_{d^-}^{d^+} = 2c_2 f(d), \quad (26)$$

$$\left. \frac{\partial f}{\partial x} \right|_{L^-}^{0^+} = 2c_1 f(0). \quad (27)$$

The chemical potential is $\mu = 2 \frac{p_1 + 1}{\delta_1^2 L^2} K(p_1)$. The mean-field solution presented here is valid for any positive values of c_1 . For the special case $1/c_1 = 0$ that we consider in this section,

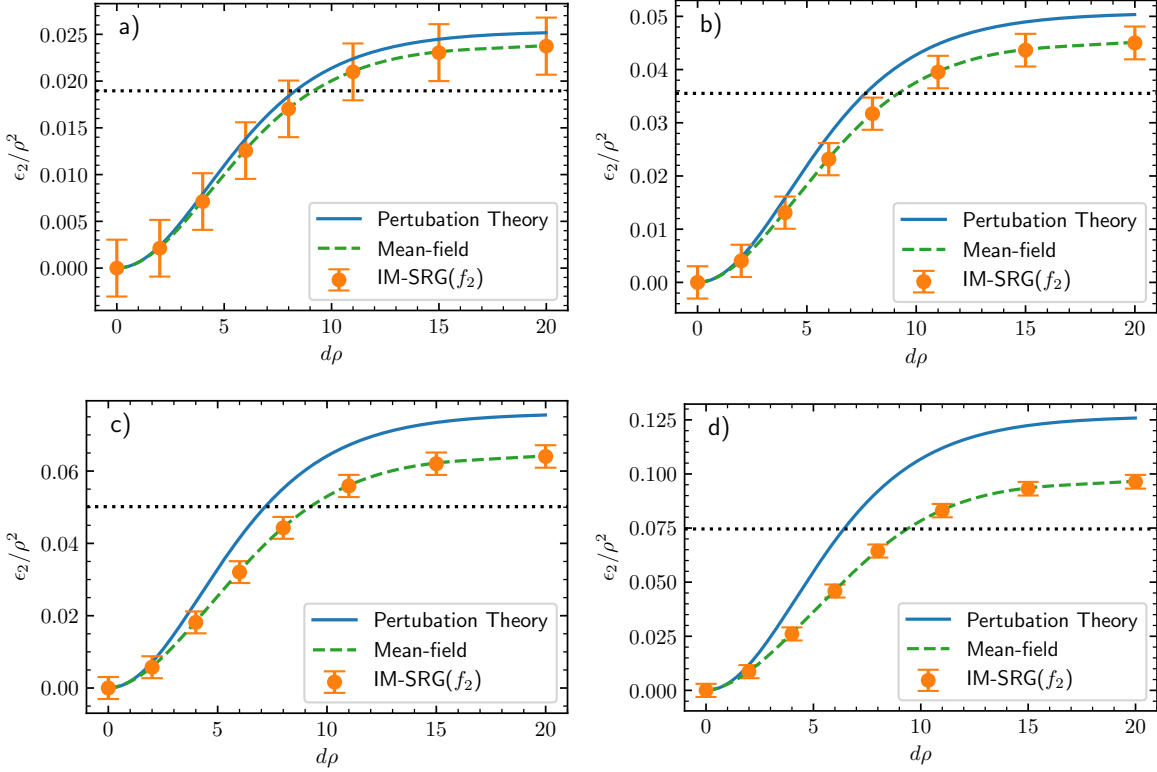


Figure 7: The impurity-impurity interaction induced by the Bose gas for repulsive boson-impurity interactions, $c_2 > 0$. Dots with error-bars represent the IM-SRG(f_2) results. The solid (blue) curves are calculated using perturbation theory, and the dashed (green) curves show the mean-field energy. The data are for $N = 60$, $g/\rho = 0.02$ and four different values of the boson-impurity interaction: a) $c_2/\rho = 0.02$, b) $c_2/\rho = 0.04$, c) $c_2/\rho = 0.06$, and d) $c_2/\rho = 0.1$. For comparison, the dotted lines give the self-energies of a single impurity, $E_2(c_1 = 0, c_2) - E_2(c_1 = 0, c_2 = 0)$, for those parameters.

one should set the parameter a to 0, and solve only the boundary conditions (23)-(26). Once the function f_2 is obtained, the mean-field energy of the system is calculated as

$$E_2^{MF} = \mu N - \frac{1}{2}gN(N-1) \int_0^L f_2^4(x) dx. \quad (28)$$

4.1.2 Results

We first calculate the induced interaction potential, $\epsilon_2 = E_2(c_2, d) - E_2(c_2 = 0, d)$, where E_2 is the ground-state energy of H_2 . Our results for this quantity for $N = 60$ particles are presented in Fig. 7. Note that $E_2(c_2 = 0, d) = E_2(c_2, d = 0)$, hence $\epsilon_2(d = 0) = 0$. The potential ϵ_2 is attractive, because the boson-impurity repulsion is minimized when the two impurities are on top of each other. The considered system is not yet in the thermodynamic limit (see the next subsection), but it is large enough to see the saturation of the impurity-impurity interaction at large values of d , i.e., far from the impenetrable impurity.

Figure 7 compares the results obtained via IM-SRG(f_2) and perturbation theory. The latter assumes that the second impurity does not affect the density of the Bose gas, and therefore $\epsilon_2 = c_2 n(d)$, where $n(d)$ is the density of the Bose gas for $c_2 = 0$. This is the usual starting point for estimating the induced interaction [23, 24, 51]. The perturbation theory leads to the Yukawa-type potential when both impurities are weakly interacting [25, 50, 51, 58]. Hence, our results indicate the limits of applicability of that standard potential. The figure also presents the mean-field approximation, which uses Eq. (28) to estimate ϵ_2 . Our conclusion is that the perturbation theory can be used to describe the system if $c_2 < g$. However, it fails already for $c_2 \gtrsim g$, and more involved calculations are required to find the induced potential in this regime. Perturbation theory implies much stronger impurity-impurity interactions. Its use will lead to wrong predictions for a number of experimentally relevant observables, such as the limits of stability of the polaronic gas [60]. For all considered parameters, the mean-field approximation agrees with the IM-SRG(f_2) method, and can be used to calculate the induced potential. Finally, we note that far from the impenetrable impurity, the energy ϵ_2 does not approach the self-energy of a single impurity, $E_2(c_1 = 0, c_2) - E_2(c_1 = 0, c_2 = 0)$, (dotted lines in Fig. 7). This is a finite-size effect. Far from the impenetrable impurity, the density of the Bose gas in a finite system is larger than ρ , see Fig. 4, which leads to the difference at $d\rho = 20$ between the dotted lines and dots in Fig. 7.

We also employ the IM-SRG(f_2) to calculate the density and phase fluctuations of the Bose gas for $N = 60$, $g = 0.02$, $c_2 = 0.1$ and $\rho d = 11, 20$. The results are presented in Fig. 8. The density vanishes at $x\rho = 0$ and $x\rho = 60$ due to the impenetrable impurity and periodic boundary conditions. The Bose gas is strongly affected by the second impurity, which is located at $x\rho = d$. This explains the discrepancy between perturbation theory and the flow equation approach in Fig. 7. All in all, the IM-SRG(f_2) results for $\rho(x)$ agree well with the mean-field prediction.

Figures 8 c) and d) show phase fluctuations. Here, we choose the position of the second impurity, d , as the reference point. As for a single impurity in a ring, phase fluctuations increase far from d . The maximum value of $\delta\Phi_{dx}$ is small (in agreement with the results of the previous section), and does not depend strongly on d . A condensate fraction for the considered system is about $\sim 95\%$. Our findings presented in this subsection imply that the physics of two strongly interacting impurities in a weakly-interacting Bose gas can be conveniently studied using the mean-field approximation.

4.2 Approach to the thermodynamic limit

In this subsection, we study the approach to the thermodynamic limit, i.e., we increase N and L , while keeping the density constant, $\rho = N/L$. The key question here is how many bosons are needed to simulate the infinite system. For a single impurity in a weakly-interacting Bose gas, this was briefly considered in Ref. [8]. Here, we discuss what happens for two impurities. The IM-SRG results for $c_2 = 0.1$ and $c_2 = 0.02$, $g = 0.02$ and different numbers of particles are shown in Fig. 9 a) and b). For the considered values of N , the induced interaction is far from the thermodynamic limit, i.e., it changes with the numbers of particles. The thermodynamic limit is reached for system sizes which are beyond the flow equation approach. Still, we can use IM-SRG to predict the induced potential in the thermodynamic limit by fitting the IM-

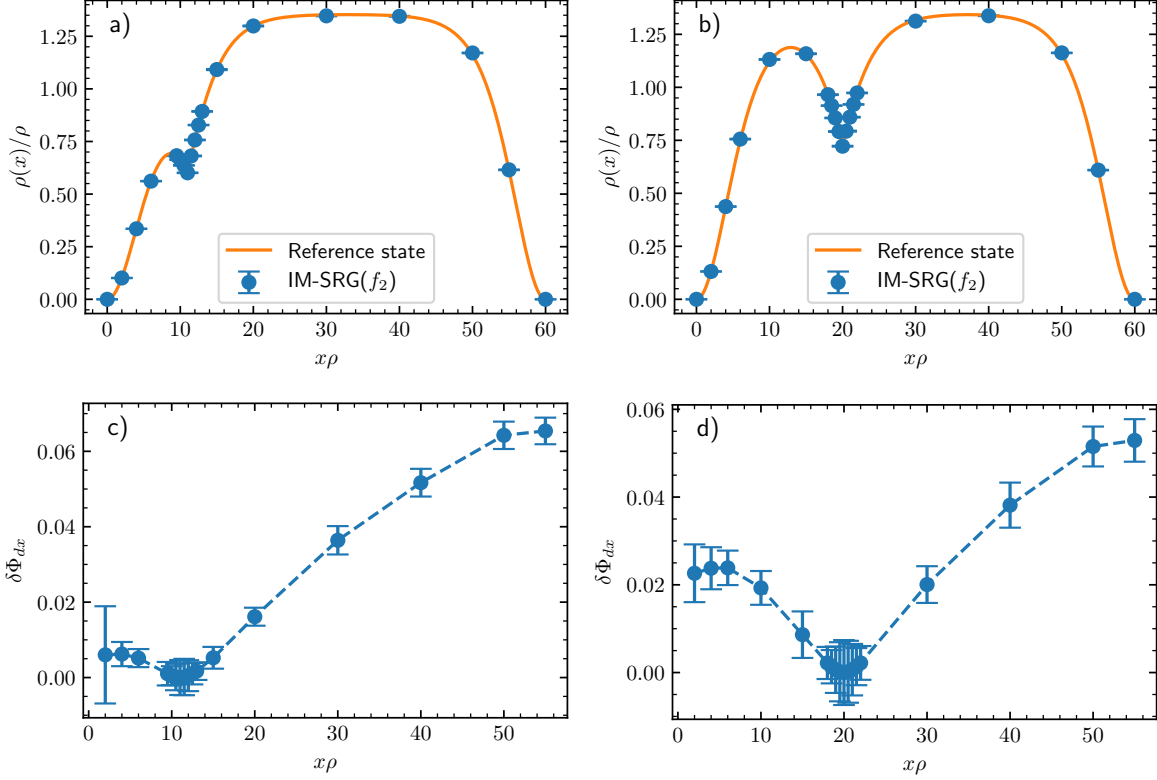


Figure 8: (Upper row): The density of the Bose gas for $N = 60$, $g/\rho = 0.02$, $c_2/\rho = 0.1$ and two values of the distance between the impurities: a) $\rho d = 11$ and b) $\rho d = 20$. Dots show the results of the IM-SRG(f_2). For comparison, the solid curve gives the mean-field density. (Bottom row): Phase fluctuations of the Bose gas for $N = 60$, $g/\rho = 0.02$, $c_2/\rho = 0.1$ and two values of the distance between the impurities: c) $\rho d = 11$ and d) $\rho d = 20$. The dots are calculated using the IM-SRG(f_2).

SRG energies to the function $C_1 + \frac{C_2}{N C_3}$, where C_1, C_2 and C_3 are fitting parameters. The parameter C_1 defines the potential in the thermodynamic limit. The fitting parameters C_2 and C_3 have no direct physical interpretation. In Figs. 9 a) and b), we present the value of C_1 . The truncation error of the IM-SRG grows with the number of particles, which complicates the calculation of errorbars. Therefore, we give no estimate for the accuracy of C_1 , which explains an apparently non-smooth character of the potential.

In Figs. 9 c) and d), we compare the potential in the thermodynamic limit with calculations based upon perturbation theory, which includes quantum fluctuations [23, 24]. We see, that for a small boson-impurity interaction, $c_2 = g$, both curves agree well. For larger interactions, however, the curves deviate. In this case, the density of bosons is strongly influenced by the second impurity (see Fig. 8), and, therefore, perturbation theory is not a valid approximation. We draw two conclusions from Fig. 9. First, high compressibility of a weakly-interacting Bose gas leads to a large number of particles needed to reach the thermodynamic limit. This should be contrasted with systems of strongly interacting bosons or fermions, for which a handful of particles can screen the impurity [61], for more detail, see Refs. [62, 63] and references therein.

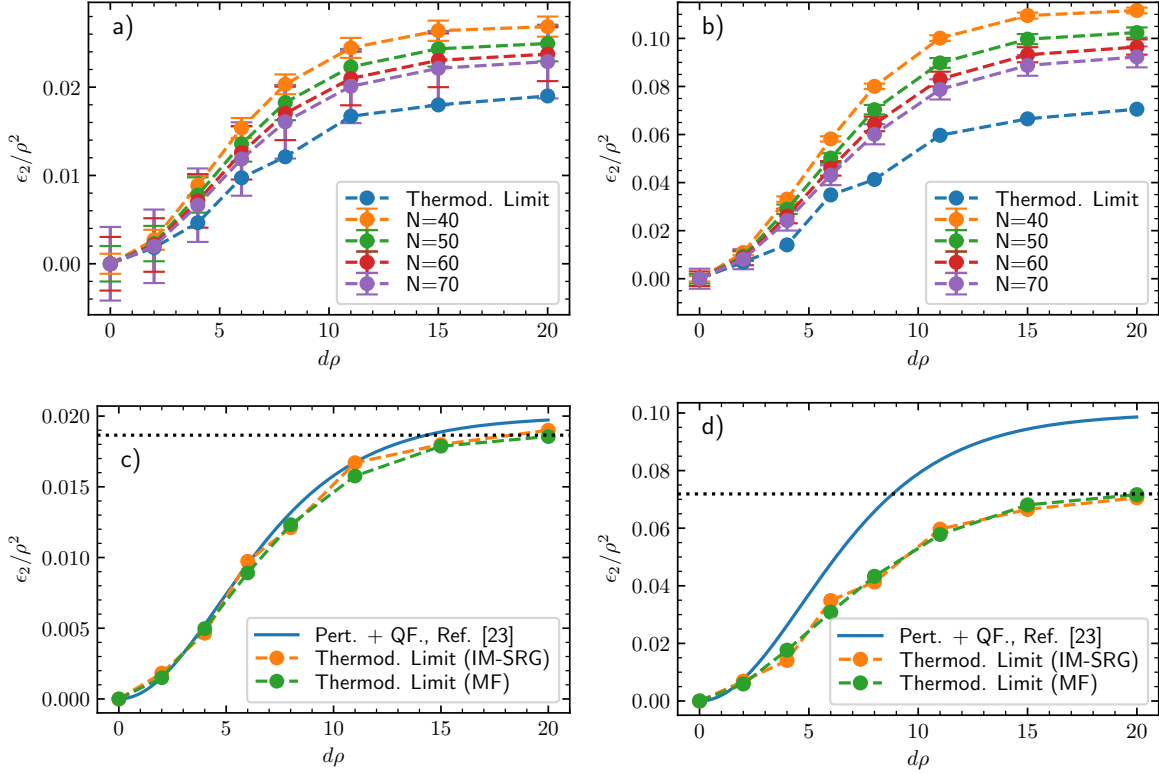


Figure 9: Interaction potential for two repulsive impurities induced by the Bose gas for $g/\rho = 0.02$: panel a) shows $c_2/\rho = 0.02$ and panel b) shows $c_2/\rho = 0.1$. The curves display different values of N listed in the insets. We also show our prediction for the induced interaction potential in the thermodynamic limit. In the lower panels, we compare our prediction for the thermodynamic limit (blue dots) with the corresponding result based upon perturbation theory, which includes quantum fluctuations [23] (solid curve), and the mean-field result (green dots). Panels c) and d) are for $c_2/\rho = 0.02$ and $c_2/\rho = 0.1$, respectively. The dotted lines in c) and d) show the self-energies of a single impurity, $E_2(c_1 = 0, c_2) - E_2(c_1 = 0, c_2 = 0)$ in the thermodynamic limit while the dashed curves are added to guide the eye.

Here we find that for $g/\rho = 0.02$, one needs more than 100 particles to accurately capture the effective short-range interaction between two static impurities. This implies that any study that aims to relate measurements in current cold-atom set-ups with small number of particles to the thermodynamic limit must provide an estimation of finite-size effects. This is especially important for any prospective experimental study of induced long-range interactions. Second, calculations beyond first-order perturbation theory are required to estimate induced impurity-impurity interactions also in the thermodynamic limit. As we show here, these calculations can be based upon the mean-field approximation.

4.3 Attractive case, $c_2 < 0$

In this section, we consider attractive boson-impurity interactions, $c_2 < 0$. This case is more complicated because each boson is attached to the impurity if $gN \lesssim 2|c_2|$, see [39, 64]. Therefore, to understand the induced interactions, we must consider $N \gg 2|c_2|/g$.

4.3.1 Reference state

For attractive interactions, we do not obtain the reference state f_2 from the Gross-Pitaevskii equation. The full mean-field solution seems to be cumbersome. Instead, we choose the reference state as

$$f_2(x) = \mathcal{N} f_{one-rep}(x) f_{one-attr}(x), \quad (29)$$

where $f_{one-rep}$ is the mean-field solution for a Bose gas with one repulsive impurity, and $f_{one-attr}$ is the mean-field solution for a Bose gas with a single attractive impurity. Therefore, the function f_2 in Eq. (29) is the full mean-field solution for two impurities in the limit of large separation between the impurities, i.e., $d\rho \gg 1$. Otherwise, the function f_2 is an approximation to the solution of the Gross-Pitaevskii equation. We show below that f_2 is an accurate approximation, see, in particular, Fig. 11, where f_2 is plotted together with the density of the bosons calculated using flow equations.

The function $f_{one-rep}$ is given by (see Sec. 3.1)

$$f_{one-rep}(x) = \sqrt{\frac{4K(p_1)^2 p_1}{gL^2 \delta_1^2 (N-1)}} \operatorname{sn} \left(2K(p_1) \left[\frac{x}{\delta_1 L} + \frac{1}{2} - \frac{1}{2\delta_1} \right], p_1 \right), \quad (30)$$

where $\delta_1 = 1$, since we work with an impenetrable impurity, $c_1 \rightarrow \infty$. The function $f_{one-attr}$ reads as [39]

$$f_{one-attr}(x) = \sqrt{\frac{4K(p_2)^2}{gL^2 \delta_2^2 (N-1)}} \operatorname{ns} \left(2K(p_2) \left[\frac{x}{\delta_2 L} + \frac{1}{2} - \frac{1}{2\delta_2} \right], p_2 \right). \quad (31)$$

The parameter \mathcal{N} is given by the normalization condition:

$$\int f_2(x)^2 dx = 1. \quad (32)$$

4.3.2 Results

We compare the induced interaction potential obtained with the IM-SRG(f_2) to the one obtained using first-order perturbation theory, see Fig. 10. In contrast to the case of $c_2 > 0$, now the induced impurity-impurity potential is repulsive. The attractive impurity maximises its energy by being far from the hole in the density of bosons created by the repulsive impurity. In agreement with the case $c_2 > 0$, perturbation theory fails to describe impurity-impurity interactions when $|c_2| \gtrsim g$. The important difference is that now perturbation theory leads to a weaker induced interaction in comparison to the exact result.

As in the previous case, perturbation theory fails because the density of the Bose gas is strongly modified in the vicinity of the impurity for $|c_2| \gtrsim g$. To illustrate a strong modification of the density, we calculate $\rho(x)$, and phase fluctuations of the Bose gas for $N = 60$, $g = 0.02$, $c_2 = -0.1$ and $\rho d = 11, 20$ within the IM-SRG(f_2), see Fig. 11.

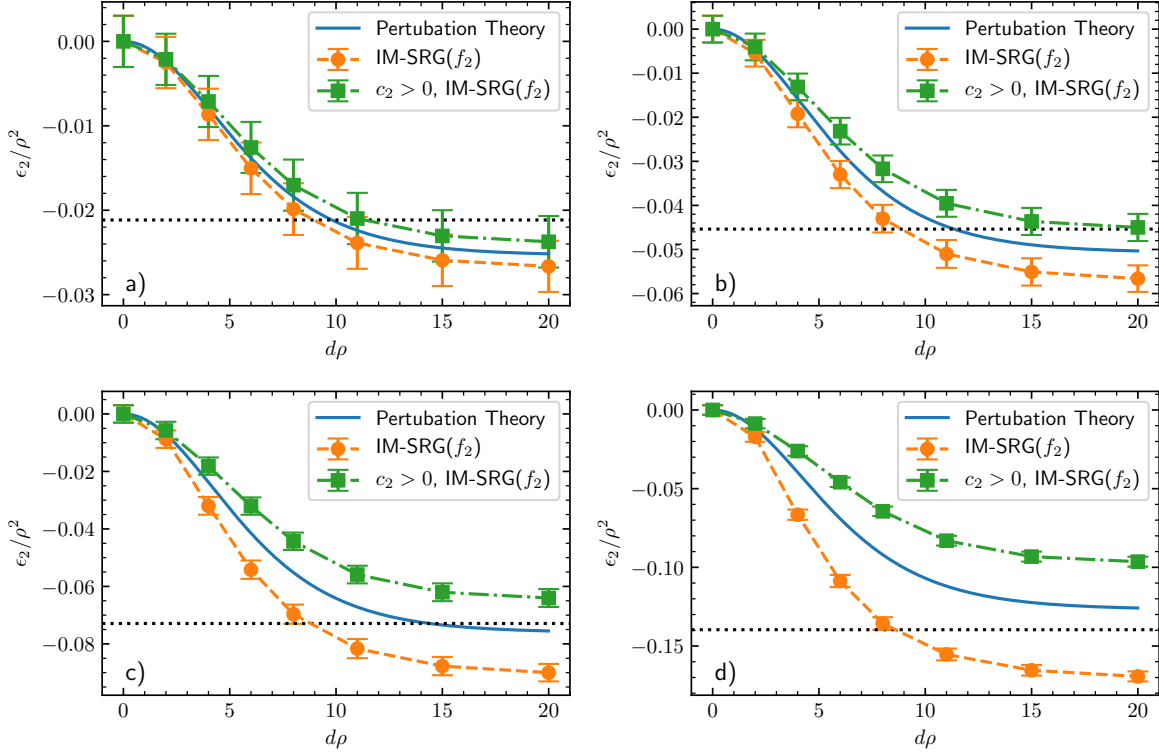


Figure 10: Induced impurity-impurity interaction for a repulsive and an attractive impurity, $c_2 < 0$, $N = 60$, and $g/\rho = 0.02$. The four panels are for different values of c_2 : a) $c_2/\rho = -0.02$, b) $c_2/\rho = -0.04$, c) $c_2/\rho = -0.06$, and d) $c_2/\rho = -0.1$. The circles with error bars show the result of the IM-SRG(f_2) calculation. The solid curve gives the result of first-order perturbation theory. For comparison, we also show the IM-SRG result for $c_2 > 0$ (squares) times (-1). The dashed and dot-dashed curves are added to guide the eye while the dotted lines show the self-energies of a single impurity, $E_2(c_1 = 0, c_2) - E_2(c_1 = 0, c_2 = 0)$.

Figure 11 demonstrates that the reference state f_2 gives an accurate approximation to the exact density of the Bose gas. Phase fluctuations are small, and we have checked that the condensate fraction for these parameters is above 95%. Therefore, our conclusion for the considered parameters is similar to the case with $c_2 > 0$: The mean-field approach can be used to describe the impurity-impurity mediated interactions as long as the boson-boson interaction is weak. Although, we do not demonstrate this here, we expect that f_2 and the mean-field approach in general to be less accurate for one attractive impurity in comparison to one repulsive impurity when $|c_2| \gg g$. This expectation is based on our analysis of the contact parameter, see Fig. 5, as well as on Ref. [39].

4.4 Approach to the thermodynamic limit

Finally, we calculate the induced interactions for different values of N , in order to understand the few- to many-body transition in this system. We illustrate our findings in Fig. 12 for $g/\rho = 0.02$ and $c_2/\rho = -0.02$, $c_2/\rho = -0.1$. Like in the case with $c_2 > 0$, we fit the energy to estimate the induced impurity-impurity potential in the thermodynamic limit, and

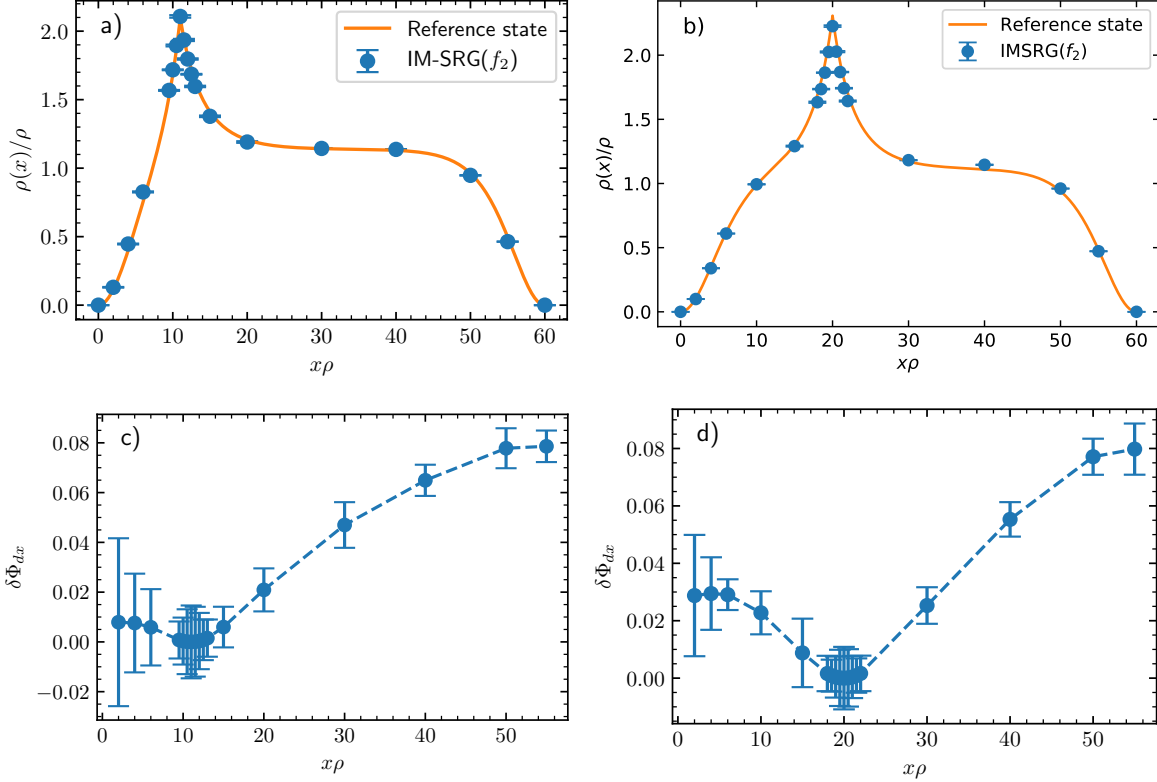


Figure 11: (Upper Row): The density of the Bose gas for $N = 60$, $g/\rho = 0.02$, $c_2/\rho = -0.1$ and two different separations of the impurities: a) $\rho d = 11$ and b) $\rho d = 20$. We show the density calculated using flow equations (dots) together with the reference state, f_2 (solid curve). (Bottom Row): Phase fluctuations of the Bose gas for $N = 60$, $g/\rho = 0.02$, $c_2/\rho = -0.1$ and the separations c) $\rho d = 11$ and d) $\rho d = 20$. The dots show the IM-SRG(f_2) results. The dashed curves are added to guide the eye.

compare the estimate to the result of Ref. [23]. Just like in the case with $c_2 > 0$, we see that perturbation theory is accurate for weak boson-impurity interactions but fails to describe stronger interactions.

5 Summary and Outlook

The paper explores the possibility to calculate observables for degenerate Bose gases using the flow equation approach. For illustration purposes, the focus is on a one-dimensional Bose gas with one and two impurity atoms. The considered system allows us to benchmark the IM-SRG results against the existing exact data based upon the Bethe ansatz, and to study in detail the Bose-polaron problem and polaron-polaron interactions, topics of current theoretical interest.

In the single impurity case, we consider repulsive boson-impurity interactions ($c > 0$). For attractive interactions ($c < 0$), the possibility of deep impurity-boson bound states complicates the analysis. This issue will be addressed in a future publication [39]. It turns out that the

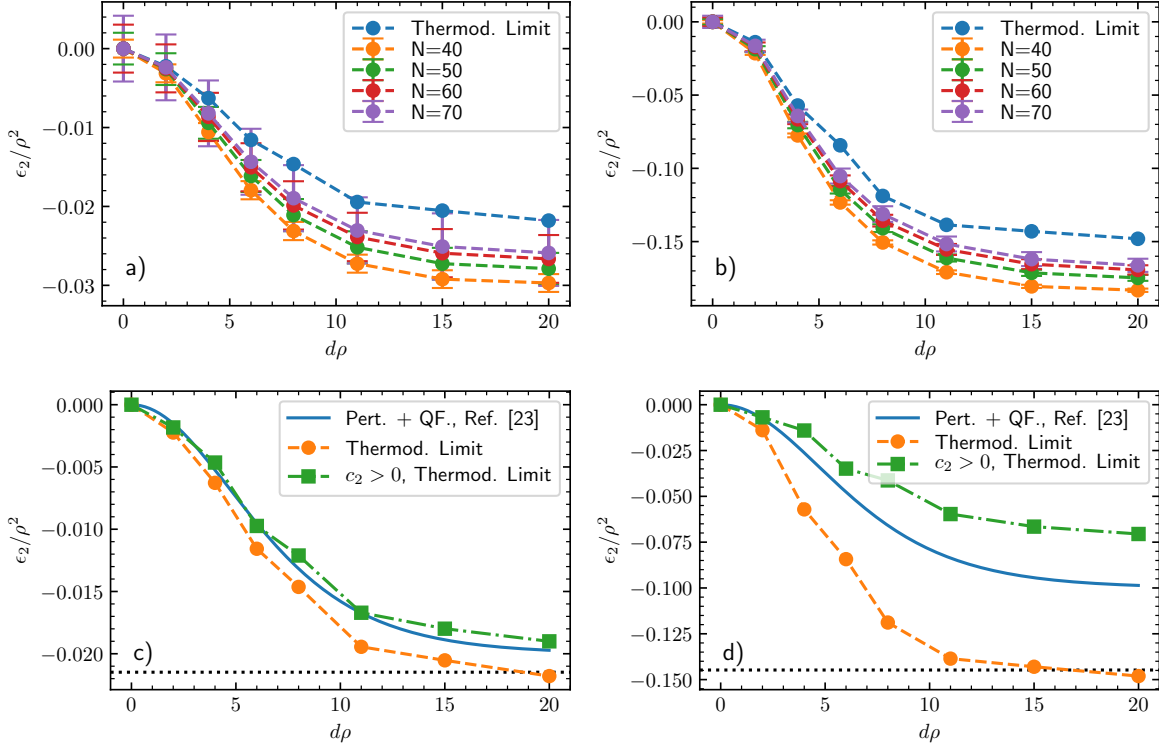


Figure 12: Interaction potential between two impurities induced by the Bose gas for $g/\rho = 0.02$ in the attractive case, $c_2 < 0$, with two different strengths a) $c_2/\rho = -0.02$ and b) $c_2/\rho = -0.1$. The curves show different values of N listed in the insets. We also give our prediction for the induced interaction potential in the thermodynamic limit. In the lower panels, we display our prediction for the values in the thermodynamic limit (blue dots) and the corresponding result based upon perturbation theory, which includes quantum fluctuations [23] (solid curve). Panels c) and d) are for $c_2/\rho = -0.02$ and $c_2/\rho = -0.1$, respectively. For comparison, we also show the negative IM-SRG result for $c_2 > 0$ (green dots). The dashed curves are plotted to guide the eye while the dotted lines in c) and d) give the self-energy of a single impurity $E_2(c_1 = 0, c_2) - E_2(c_1 = 0, c_2 = 0)$, in the thermodynamic limit.

density of the Bose gas for the repulsive Bose-polaron problem can be calculated accurately using the mean-field approximation in the coordinate frame, which is ‘co-moving’ with the impurity. To explain the validity of the mean-field approach, we show that the condensate fraction is large and phase fluctuations are small for the considered mesoscopic ensembles ($N < 100$), and weak boson-boson interactions.

For two impurities, we calculate induced impurity-impurity interactions in the Born-Oppenheimer approximation. For simplicity, we assume that one impurity is impenetrable, and the other one either attracts or repels bosons. The former case leads to repulsive, and the latter one to attractive induced interactions. We find that the mean-field approximation describes accurately these interactions, and can be used in straightforward calculations that rely on a well-studied Gross-Pitaevski equation, but are accurate beyond the standard perturbative approaches. Perturbation theory is a powerful tool, which in our work is valid when boson-impurity in-

teraction is smaller or equal to the boson-boson interaction, however, fails otherwise. Finally, we discuss the few- to many-body transition, and show the importance of finite-size effects for impurities in weakly-interacting Bose gases.

Our results show that the mean-field approach is a robust tool to study weakly-interacting Bose gases with impurities. In the other limit of strongly interacting Bose gases, one can study the self-energy and the density of an impurity using tools developed for Fermi gases, e.g., based upon variational wave functions [65] or the Bethe ansatz [66]. In the future, it will be interesting to investigate the transition between these two limits, and the evolution of the Bose polaron into the impurity in a Tonks-Girardeau gas. A modification of the flow equation approach with two reference states might be useful to study this transition. It will be interesting to compare the obtained IM-SRG results to those calculated using beyond-Gross-Pitaevski effective theories (as, e.g., introduced in Ref. [67]).

The present work paves the way for IM-SRG studies of Bose gases in higher spatial dimensions. A starting point for such an extension might be a study of dilute bosonic droplets, for which a number of interesting analytical predictions exist [68, 69]. It should also be possible to investigate two- and three-dimensional systems with impurities. The relevant mean-field solutions can be found in the literature [70–73], giving reference states for flow equations. A modification of the IM-SRG, which takes into account Hilbert space associated with an impurity can allow one to study composite impurities in Bose gases, and corresponding quasiparticles, in particular, angulons [74, 75].

Note added after ArXiv submission: After submission of this manuscript, we learned of a recent work [76], where the accuracy of the mean-field approximation to polaron-polaron interactions is also discussed.

Funding information We thank Fabian Grusdt for sharing with us the data for the densities presented in Ref. [14]. This work has received funding from the DFG Project No. 413495248 [VO 2437/1-1] (F. B., H.-W. H., A. G. V.) and European Union’s Horizon 2020 research and innovation programme under the Marie Skłodowska-Curie Grant Agreement No. 754411 (A. G. V.). M. L. acknowledges support by the European Research Council (ERC) Starting Grant No. 801770 (ANGULON). H.-W.H. thanks the ECT* for hospitality during the workshop ”Universal physics in Many-Body Quantum Systems – From Atoms to Quarks”. This infrastructure is part of a project that has received funding from the European Union’s Horizon 2020 research and innovation programme under grant agreement No 824093.

A Details on Method

Below, we explain the IM-SRG method in more detail. We start by discussing normal ordering. Then, we present the form of the flow equation (1) after our truncation of many-body terms, and discuss our estimate of the truncation error. Finally, we present further technical details of our implementation of the IM-SRG method.

In the Appendix, the Einstein summation rule is implied, when Arabic indices are used. There is no summation for Greek indices.

A.1 Normal ordering

We study a system of N bosons whose ground state can be approximated well by the condensate wave function

$$\Phi_{ref} = \prod_{\alpha=1}^N f(x_{\alpha}). \quad (33)$$

Following Ref. [7], we shall normal order the Hamiltonian with respect to Φ_{ref} . To normal order a Hamiltonian with one- and two-body operators, we define the contractions⁶

$$: \mathbf{a}_{\alpha_1}^{\dagger} \mathbf{a}_{\alpha_2} : = \mathbf{a}_{\alpha_1}^{\dagger} \mathbf{a}_{\alpha_2} - \mathbf{I} C_{\alpha_1 \alpha_2}, \quad (34)$$

$$\begin{aligned} : \mathbf{a}_{\alpha_1}^{\dagger} \mathbf{a}_{\alpha_2}^{\dagger} \mathbf{a}_{\alpha_3} \mathbf{a}_{\alpha_4} : &= \mathbf{a}_{\alpha_1}^{\dagger} \mathbf{a}_{\alpha_2}^{\dagger} \mathbf{a}_{\alpha_3} \mathbf{a}_{\alpha_4} - \mathbf{I} C_{\alpha_1 \alpha_2 \alpha_3 \alpha_4} \\ &\quad - \frac{N-1}{2N} (1 + \mathbf{P}_{\alpha_1 \alpha_2}) (1 + \mathbf{P}_{\alpha_3 \alpha_4}) C_{\alpha_2 \alpha_3} : \mathbf{a}_{\alpha_1}^{\dagger} \mathbf{a}_{\alpha_4} :, \end{aligned} \quad (35)$$

where $\mathbf{a}_{\alpha}^{\dagger}$ is a bosonic creation operator, $C_{\alpha_1 \alpha_2} = \langle \Phi_{ref} | \mathbf{a}_{\alpha_1}^{\dagger} \mathbf{a}_{\alpha_2} | \Phi_{ref} \rangle$ and $C_{\alpha_1 \alpha_2 \alpha_3 \alpha_4} = \langle \Phi_{ref} | \mathbf{a}_{\alpha_1}^{\dagger} \mathbf{a}_{\alpha_2}^{\dagger} \mathbf{a}_{\alpha_3} \mathbf{a}_{\alpha_4} | \Phi_{ref} \rangle$. The parameter N is the number of bosons. The operator $\mathbf{P}_{\alpha_1 \alpha_2}$ swaps the indices α_1 and α_2 .

A generic Hamiltonian with one- and two-body operators,

$$\mathbf{H} = A_{ij} \mathbf{a}_i^{\dagger} \mathbf{a}_j + \frac{1}{2} B_{ijkl} \mathbf{a}_i^{\dagger} \mathbf{a}_j^{\dagger} \mathbf{a}_k \mathbf{a}_l, \quad (36)$$

reads in the normal ordered prescription as

$$\mathbf{H} = \epsilon N \mathbf{I} + f_{ij} : \mathbf{a}_i^{\dagger} \mathbf{a}_j : + \frac{1}{2} \Gamma_{ijkl} : \mathbf{a}_i^{\dagger} \mathbf{a}_j^{\dagger} \mathbf{a}_k \mathbf{a}_l :, \quad (37)$$

with

$$\epsilon N = A_{ij} C_{ij} + \frac{1}{2} B_{ijkl} C_{ijkl}, \quad (38)$$

$$f_{\alpha_1 \alpha_2} = A_{\alpha_1 \alpha_2} + \frac{N-1}{N} B_{\alpha_1 i j \alpha_2} C_{ij}, \quad (39)$$

$$\Gamma_{\alpha_1 \alpha_2 \alpha_3 \alpha_4} = B_{\alpha_1 \alpha_2 \alpha_3 \alpha_4}. \quad (40)$$

$\epsilon N = E$ is the energy of the ground state, $f_{\alpha_1 \alpha_2}$ describes one-particle excitations, and $\Gamma_{\alpha_1 \alpha_2 \alpha_3 \alpha_4}$ shows two-particles excitations.

⁶We use the notation $: \mathbf{O} :$ for the normal-ordered form of the operator \mathbf{O} .

A.2 Flow equation

Our flow equation reads as

$$\frac{d\mathbf{H}}{ds} = [\boldsymbol{\eta}, \mathbf{H}], \quad (41)$$

where the generator η is written as

$$\boldsymbol{\eta}(s) = \xi_{ij}(s) : \mathbf{a}_i^\dagger \mathbf{a}_j : + \frac{1}{2} \eta_{ijkl}(s) : \mathbf{a}_i^\dagger \mathbf{a}_j^\dagger \mathbf{a}_k \mathbf{a}_l : . \quad (42)$$

The matrices ξ_{ij} and η_{ijkl} must be chosen such that the couplings to the ground state - the matrix elements f_{i0} and Γ_{ij00} - vanish (see Fig. 1). Note that the commutator in the right-hand-side of Eq. (1) induces many-body terms:

$$[: \mathbf{a}_i^\dagger \mathbf{a}_j^\dagger \mathbf{a}_k \mathbf{a}_l :, : \mathbf{a}_a^\dagger \mathbf{a}_b^\dagger \mathbf{a}_c \mathbf{a}_d :] = \mathbf{a}_i^\dagger \mathbf{a}_j^\dagger \mathbf{a}_b^\dagger \mathbf{a}_k \mathbf{a}_c \mathbf{a}_d + \dots \quad (43)$$

This three-body operator induces a three-body operator in the Hamiltonian at $s > 0$. Since all couplings from the ground state need to vanish, we would now need a three-body operator in the generator as well, which would in turn generate a four-body operator and so on. It is therefore impossible to treat the flow equation exactly and we need to truncate many-body terms. We choose to truncate at the two-body level, keeping only the terms from the three-body operator that contain at least one $\mathbf{a}_0^\dagger \mathbf{a}_0$ operator (see Ref. [7] for a more detailed discussion). We neglect the remaining pieces (called \mathbf{W}), see also Fig. 1, which illustrates the used truncation scheme.

Upon truncation, we derive a closed system of coupled differential equations (note that Ref. [7] has typos in this system of equation, which we correct here):

$$\frac{d\epsilon}{ds} = S_{00} + (N-1) \left(\frac{1}{2} S_{00ii00} - S_{000000} \right), \quad (44)$$

$$\begin{aligned} \frac{df_{\alpha_1\alpha_2}(s)}{ds} = & -(N-1)^2 (S_{0\alpha_1 00\alpha_2 0} + S_{0\alpha_1\alpha_2 000} + S_{000\alpha_1\alpha_2 0}) + (N-1) S_{\alpha_1 0 ii 0\alpha_2} \\ & + (N-1) S_{0\alpha_1\alpha_2 0} + \frac{(N-1)(N-2)}{2} (S_{00\alpha_2\alpha_1 00} + S_{0\alpha_1 00\alpha_2 0} D_{\alpha_2} D_{\alpha_1}) \\ & + \frac{(N-1)(N-2)}{2} (S_{0\alpha_1\alpha_2 000} D_{\alpha_1} + S_{000\alpha_1\alpha_2 0} D_{\alpha_2}) + S_{\alpha_1\alpha_2}, \end{aligned} \quad (45)$$

$$\begin{aligned} \frac{d\Gamma_{\alpha_1\alpha_2\alpha_3\alpha_4}(s)}{ds} = & \frac{(1+P_{\alpha_1\alpha_2})(1+P_{\alpha_3\alpha_4})}{2} \left(S_{\alpha_1\alpha_2\alpha_3\alpha_4} \right. \\ & - (N-1) (S_{\alpha_1\alpha_2\alpha_3 00\alpha_4} + S_{\alpha_1 00\alpha_2\alpha_3\alpha_4}) + \frac{1}{2} S_{\alpha_1\alpha_2 ii\alpha_3\alpha_4} \\ & + (N-2) D_{\alpha_1} D_{\alpha_4} S_{0\alpha_1\alpha_3\alpha_2\alpha_4 0} + (N-2) I_{\alpha_1\alpha_2} D_{\alpha_4} S_{\alpha_1\alpha_2\alpha_3 00\alpha_4} \\ & \left. + (N-2) D_{\alpha_1} I_{\alpha_3\alpha_4} S_{\alpha_1 00\alpha_2\alpha_3\alpha_4} + (N-2) I_{\alpha_1\alpha_2} I_{\alpha_3\alpha_4} S_{\alpha_1\alpha_2 00\alpha_3\alpha_4} \right), \end{aligned} \quad (46)$$

with $D_{\alpha_1} = 2 - \delta_{\alpha_1 0}$, $I_{\alpha_1\alpha_2} = 1 + \delta_{\alpha_1 0} \delta_{\alpha_2 0} - 2\delta_{\alpha_2 0}$, and

$$\begin{aligned} S_{\alpha_1\alpha_2}^{(1)} &= \xi_{\alpha_1 i} f_{i\alpha_2} - f_{\alpha_1 i} \xi_{i\alpha_2}, \\ S_{\alpha_1\alpha_2\alpha_3\alpha_4}^{(2)} &= \xi_{\alpha_1 i} \Gamma_{i\alpha_2\alpha_3\alpha_4} - \Gamma_{\alpha_1\alpha_2\alpha_3 i} \xi_{i\alpha_4} + \eta_{\alpha_1\alpha_2\alpha_3 i} f_{i\alpha_4} - f_{\alpha_1 i} \eta_{i\alpha_2\alpha_3\alpha_4}, \\ S_{\alpha_1\alpha_2\alpha_3\alpha_4\alpha_5\alpha_6} &= \eta_{\alpha_1\alpha_2\alpha_3 i} \Gamma_{i\alpha_4\alpha_5\alpha_6} - \Gamma_{\alpha_1\alpha_2\alpha_3 i} \eta_{i\alpha_4\alpha_5\alpha_6}. \end{aligned} \quad (47)$$

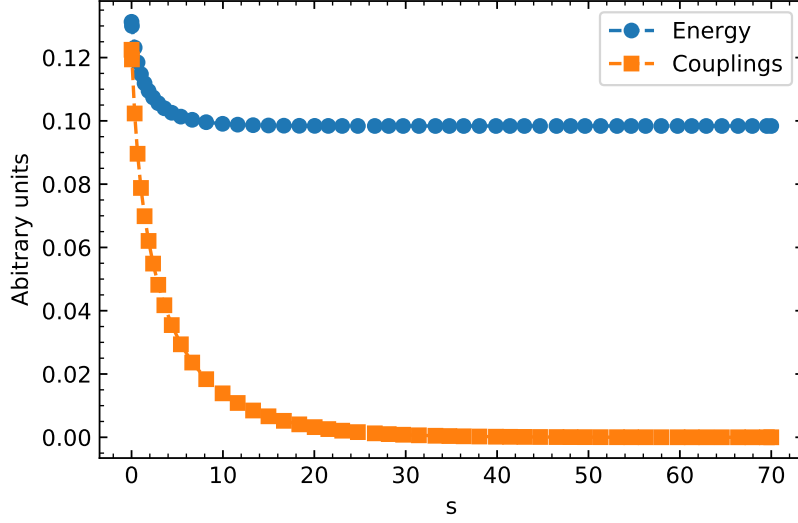


Figure 13: Illustration of a solution of the flow equations (44), (45), (46) as a function of s . The ground-state energy ϵN is shown using (blue) dots. The sum of the couplings, $\sum_i |f_{i0}| + \sum_{ij} |\Gamma_{ij00}|$, is presented as (orange) squares. The dashed curves are added to guide the eye.

To estimate the truncation error for the ground-state energy we use second-order perturbation theory [7]

$$\delta e \simeq \frac{1}{N} \sum_p \frac{\langle \langle \Phi_p | \int_0^\infty \mathbf{W}(s) ds | \Phi_{ref} \rangle \rangle}{\langle \Phi_p | \mathbf{H} | \Phi_p \rangle - \langle \Phi_{ref} | \mathbf{H} | \Phi_{ref} \rangle}, \quad (48)$$

where Φ_p is a state that contains three-body excitations.

The explicit choice of the generator can be justified *a posteriori* if the couplings to the excited states vanish [1]. Our choice of the generator is

$$\boldsymbol{\eta} = f_{i0} : \mathbf{a}_i^\dagger \mathbf{a}_0 : + \frac{1}{2} \Gamma_{ij00} : \mathbf{a}_i^\dagger \mathbf{a}_j^\dagger \mathbf{a}_0^\dagger \mathbf{a}_0 : - \text{H.c.} . \quad (49)$$

For this generator, the couplings (the matrix elements f_{i0} and Γ_{ij00}) vanish, and the energy of the ground state, ϵN , converges, see Fig. 13 for an illustration of a typical convergence pattern in our study. We expect that other standard choices of the generator, see, e.g., Ref. [3], lead to similar results, see also Ref. [7].

A.3 One-body basis

To write the Hamiltonian in second quantization, $\mathbf{H} = A_{ij} \mathbf{a}_i^\dagger \mathbf{a}_j + \frac{1}{2} B_{ijkl} \mathbf{a}_i^\dagger \mathbf{a}_j^\dagger \mathbf{a}_k \mathbf{a}_l$, we need to calculate the matrix elements A_{ij} and B_{ijkl} using some one-body basis. In this section, we discuss the one-body basis used in the present study.

First, we solve the single-boson problem whose eigenstates produce the basis set $\{\phi_i\}$. This set is used as a basis set when we work with the (single-body) reference state $f_1 = \phi_1$, where

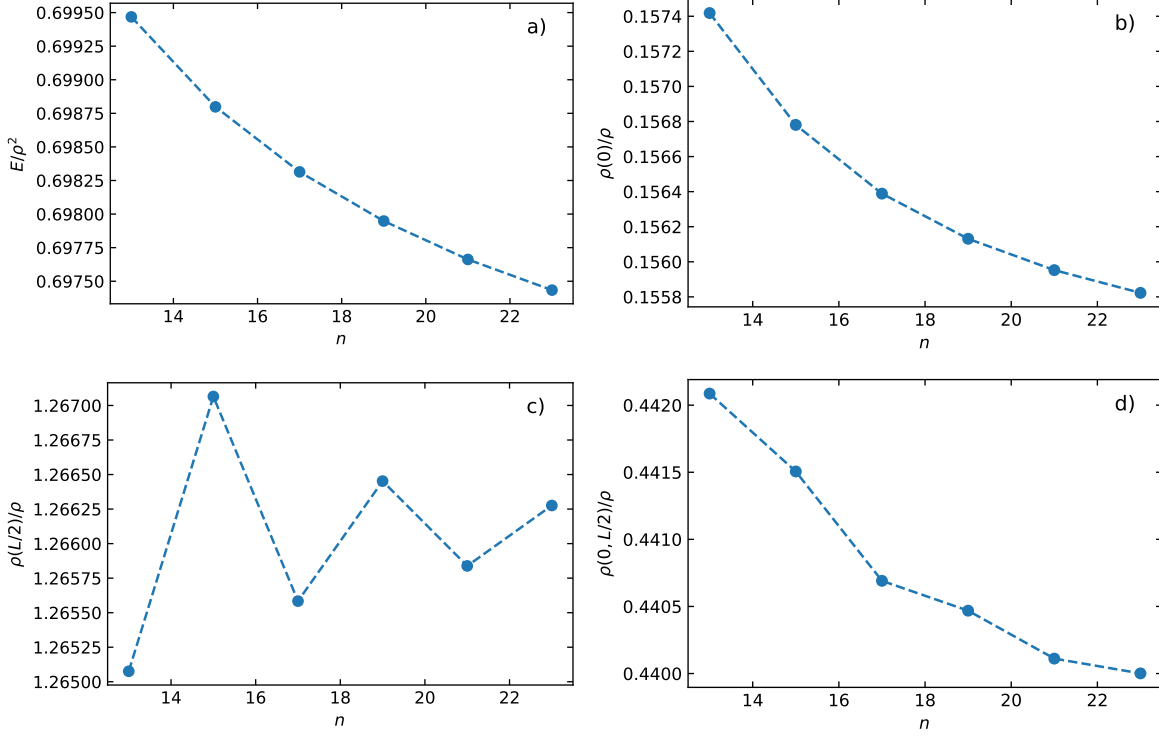


Figure 14: Convergence of observables for a system with one repulsive impurity as a function of the truncation parameter, n . The parameters of the system are $N = 50$, $g/\rho = 0.02$ and $c/\rho = 0.5$. Panel a) shows the energy of the system, panel b) presents the density at $z = 0$, panel c) shows the density at $z = L/2$, and panel d) gives the one-body density matrix at $\rho(0, L/2)$. The dashed curves are added to guide the eye.

ϕ_1 is the ground-state of the single-boson problem. The corresponding contractions enjoy the simple form $C_{\alpha_1\alpha_2} = \delta_{\alpha_10}\delta_{\alpha_20}N$ and $C_{\alpha_1\alpha_2\alpha_3\alpha_4} = \delta_{\alpha_10}\delta_{\alpha_20}\delta_{\alpha_30}\delta_{\alpha_40}N(N-1)$. To keep this simple form of contractions also when we work with the state f_2 , we construct another one-body basis set: We take f_2 as the zeroth element of our basis, and use the Gram-Schmidt process to build an orthogonal basis set from $f_2, \phi_2, \phi_3, \dots$

A.4 Truncation of the one-body basis

We truncate the one-body basis to solve the flow equations numerically. Let us denote the size of the truncated basis by n . As argued in Ref. [7], to calculate the energy of the system in the limit $n \rightarrow \infty$, one should compute ϵ for a few values of n , and then fit the obtained sequence using the function

$$\epsilon(n) = \epsilon(n \rightarrow \infty) + \frac{A}{n^\delta}, \quad (50)$$

where $\epsilon(n \rightarrow \infty)$, A, δ are fit parameters. $\epsilon(n \rightarrow \infty)$ is the value of the energy in the limit $n \rightarrow \infty$. This value is presented in the figures of the main text. In our calculations, we fit results for $n = 13 - 23$. We estimate the uncertainty by the standard deviation error of the fit. We show convergence of other observables in Figs. 14 b), c), and d).

Observables, which depend on the density of the bosons in the vicinity of the impurity [see Figs. 14 b) and d)] approach the limit $n \rightarrow \infty$ in a similar to the energy fashion. Such behavior is the result of a slow convergence of the wave function due to the delta-function potential. To calculate such observables in the limit $n \rightarrow \infty$, we use the fitting procedure described above.

Observables that do not depend on the density of bosons in the vicinity of the impurity, e.g., the density of the Bose gas far away from the impurity [see Fig. 14 c)], are virtually converged for $n = 23$. Therefore, to estimate the value of the observable in the limit $n \rightarrow \infty$, we take the result for $n = 23$. To estimate the uncertainty of this value, we use the largest difference between the results obtained with $n = 13 - 23$.

References

- [1] S. Kehrein, *The Flow Equation Approach to Many-Particle Systems*, vol. 217 of *Springer Tracts in Modern Physics*, Berlin, Heidelberg, 1st ed. 2006 edn., ISBN 9783540340683 (2006).
- [2] K. Tsukiyama, S. K. Bogner and A. Schwenk, *In-medium similarity renormalization group for nuclei*, Phys. Rev. Lett. **106**, 222502 (2011), doi:10.1103/PhysRevLett.106.222502.
- [3] H. Hergert, S. Bogner, T. Morris, A. Schwenk and K. Tsukiyama, *The in-medium similarity renormalization group: A novel ab initio method for nuclei*, Physics Reports **621**, 165 (2016), doi:https://doi.org/10.1016/j.physrep.2015.12.007, Memorial Volume in Honor of Gerald E. Brown.
- [4] S. K. Bogner, R. J. Furnstahl and R. J. Perry, *Similarity renormalization group for nucleon-nucleon interactions*, Phys. Rev. C **75**, 061001 (2007), doi:10.1103/PhysRevC.75.061001.
- [5] E. D. Jurgenson, P. Navrátil and R. J. Furnstahl, *Evolution of nuclear many-body forces with the similarity renormalization group*, Phys. Rev. Lett. **103**, 082501 (2009), doi:10.1103/PhysRevLett.103.082501.
- [6] K. Hebeler, *Momentum-space evolution of chiral three-nucleon forces*, Phys. Rev. C **85**, 021002 (2012), doi:10.1103/PhysRevC.85.021002.
- [7] A. G. Volosniev and H.-W. Hammer, *Flow equations for cold bose gases*, New Journal of Physics **19**(11), 113051 (2017), doi:10.1088/1367-2630/aa9011.
- [8] A. G. Volosniev and H.-W. Hammer, *Analytical approach to the bose-polaron problem in one dimension*, Phys. Rev. A **96**, 031601 (2017), doi:10.1103/PhysRevA.96.031601.
- [9] J. Catani, G. Lamporesi, D. Naik, M. Gring, M. Inguscio, F. Minardi, A. Kantian and T. Giamarchi, *Quantum dynamics of impurities in a one-dimensional bose gas*, Phys. Rev. A **85**, 023623 (2012), doi:10.1103/PhysRevA.85.023623.
- [10] F. Meinert, M. Knap, E. Kirilov, K. Jag-Lauber, M. B. Zvonarev, E. Demler and H.-C. Nägerl, *Bloch oscillations in the absence of a lattice*, Science **356**(6341), 945 (2017),

- doi:10.1126/science.aah6616, <https://science.sciencemag.org/content/356/6341/945.full.pdf>.
- [11] G. E. Astrakharchik and L. P. Pitaevskii, *Motion of a heavy impurity through a bose-einstein condensate*, Phys. Rev. A **70**, 013608 (2004), doi:10.1103/PhysRevA.70.013608.
 - [12] L. Parisi and S. Giorgini, *Quantum monte carlo study of the bose-polaron problem in a one-dimensional gas with contact interactions*, Phys. Rev. A **95**, 023619 (2017), doi:10.1103/PhysRevA.95.023619.
 - [13] V. Pastukhov, *Impurity states in the one-dimensional bose gas*, Phys. Rev. A **96**, 043625 (2017), doi:10.1103/PhysRevA.96.043625.
 - [14] F. Grusdt, G. E. Astrakharchik and E. Demler, *Bose polarons in ultracold atoms in one dimension: beyond the fröhlich paradigm*, New Journal of Physics **19**(10), 103035 (2017), doi:10.1088/1367-2630/aa8a2e.
 - [15] B. Kain and H. Y. Ling, *Analytical study of static beyond-fröhlich bose polarons in one dimension*, Phys. Rev. A **98**, 033610 (2018), doi:10.1103/PhysRevA.98.033610.
 - [16] S. I. Mistakidis, F. Grusdt, G. M. Koutentakis and P. Schmelcher, *Dissipative correlated dynamics of a moving impurity immersed in a bose-einstein condensate*, New Journal of Physics **21**(10), 103026 (2019), doi:10.1088/1367-2630/ab4738.
 - [17] S. I. Mistakidis, A. G. Volosniev, N. T. Zinner and P. Schmelcher, *Effective approach to impurity dynamics in one-dimensional trapped bose gases*, Phys. Rev. A **100**, 013619 (2019), doi:10.1103/PhysRevA.100.013619.
 - [18] S. I. Mistakidis, G. C. Katsimiga, G. M. Koutentakis, T. Busch and P. Schmelcher, *Quench dynamics and orthogonality catastrophe of bose polarons*, Phys. Rev. Lett. **122**, 183001 (2019), doi:10.1103/PhysRevLett.122.183001.
 - [19] G. Panochko and V. Pastukhov, *Mean-field construction for spectrum of one-dimensional bose polaron*, Annals of Physics **409**, 167933 (2019), doi:<https://doi.org/10.1016/j.aop.2019.167933>.
 - [20] M. Pasek and G. Orso, *Induced pairing of fermionic impurities in a one-dimensional strongly correlated bose gas*, Phys. Rev. B **100**, 245419 (2019), doi:10.1103/PhysRevB.100.245419.
 - [21] B. Reichert, Z. Ristivojevic and A. Petković, *The casimir-like effect in a one-dimensional bose gas*, New Journal of Physics **21**(5), 053024 (2019), doi:10.1088/1367-2630/ab1b8e.
 - [22] J. Jager, R. Barnett, M. Will and M. Fleischhauer, *Strong-coupling bose polarons in one dimension: Condensate deformation and modified bogoliubov phonons*, Phys. Rev. Research **2**, 033142 (2020), doi:10.1103/PhysRevResearch.2.033142.
 - [23] B. Reichert, A. Petković and Z. Ristivojevic, *Fluctuation-induced potential for an impurity in a semi-infinite one-dimensional bose gas*, Phys. Rev. B **100**, 235431 (2019), doi:10.1103/PhysRevB.100.235431.

- [24] A. Petković, B. Reichert and Z. Ristivojevic, *Density profile of a semi-infinite one-dimensional bose gas and bound states of the impurity*, Phys. Rev. Research **2**, 043104 (2020), doi:10.1103/PhysRevResearch.2.043104.
- [25] A. S. Dehkharghani, A. G. Volosniev and N. T. Zinner, *Coalescence of two impurities in a trapped one-dimensional bose gas*, Phys. Rev. Lett. **121**, 080405 (2018), doi:10.1103/PhysRevLett.121.080405.
- [26] F. Grusdt and E. Demler, *New theoretical approaches to Bose polarons*, arXiv e-prints arXiv:1510.04934 (2015), 1510.04934.
- [27] F. Grusdt, Y. E. Shchadilova, A. N. Rubtsov and E. Demler, *Renormalization group approach to the Fröhlich polaron model: application to impurity-BEC problem*, Scientific Reports **5**, 12124 (2015), doi:10.1038/srep12124, 1410.2203.
- [28] A. G. Sykes, M. J. Davis and D. C. Roberts, *Drag force on an impurity below the superfluid critical velocity in a quasi-one-dimensional bose-einstein condensate*, Phys. Rev. Lett. **103**, 085302 (2009), doi:10.1103/PhysRevLett.103.085302.
- [29] M. Schechter and A. Kamenev, *Phonon-mediated casimir interaction between mobile impurities in one-dimensional quantum liquids*, Phys. Rev. Lett. **112**, 155301 (2014), doi:10.1103/PhysRevLett.112.155301.
- [30] F. Wegner, *Flow-equations for hamiltonians*, Annalen der Physik **506**(2), 77, doi:10.1002/andp.19945060203, <https://onlinelibrary.wiley.com/doi/pdf/10.1002/andp.19945060203>.
- [31] S. D. Glazek and K. G. Wilson, *Renormalization of hamiltonians*, Phys. Rev. D **48**, 5863 (1993), doi:10.1103/PhysRevD.48.5863.
- [32] J. W. Kane and L. P. Kadanoff, *Long-range order in superfluid helium*, Phys. Rev. **155**, 80 (1967), doi:10.1103/PhysRev.155.80.
- [33] V. Popov, *On the theory of the superfluidity of two- and one-dimensional bose systems*, Theor Math Phys **11**, 565–573 (1972).
- [34] D.S. Petrov, D.M. Gangardt and G.V. Shlyapnikov, *Low-dimensional trapped gases*, J. Phys. IV France **116**, 5 (2004), doi:10.1051/jp4:2004116001.
- [35] N. D. Mermin and H. Wagner, *Absence of ferromagnetism or antiferromagnetism in one- or two-dimensional isotropic heisenberg models*, Phys. Rev. Lett. **17**, 1133 (1966), doi:10.1103/PhysRevLett.17.1133.
- [36] P. C. Hohenberg, *Existence of long-range order in one and two dimensions*, Phys. Rev. **158**, 383 (1967), doi:10.1103/PhysRev.158.383.
- [37] T. D. Morris, N. M. Parzuchowski and S. K. Bogner, *Magnus expansion and in-medium similarity renormalization group*, Phys. Rev. C **92**, 034331 (2015), doi:10.1103/PhysRevC.92.034331.
- [38] M. Olshanii, *Atomic scattering in the presence of an external confinement and a gas of impenetrable bosons*, Phys. Rev. Lett. **81**, 938 (1998), doi:10.1103/PhysRevLett.81.938.

- [39] F. Brauneis and et al, in preparation (2021).
- [40] T. D. Lee, F. E. Low and D. Pines, *The motion of slow electrons in a polar crystal*, Phys. Rev. **90**, 297 (1953), doi:10.1103/PhysRev.90.297.
- [41] M. Abramowitz and I. A. Stegun, *Handbook of Mathematical Functions with Formulas, Graphs, and Mathematical Tables*, Dover, New York, ninth dover printing, tenth gpo printing edn. (1964).
- [42] L. D. Carr, C. W. Clark and W. P. Reinhardt, *Stationary solutions of the one-dimensional nonlinear schrödinger equation. i. case of repulsive nonlinearity*, Phys. Rev. A **62**, 063610 (2000), doi:10.1103/PhysRevA.62.063610.
- [43] R. D'Agosta, B. A. Malomed and C. Presilla, *Stationary solutions of the gross-pitaevskii equation with linear counterpart*, Physics Letters A **275**(5), 424 (2000), doi:https://doi.org/10.1016/S0375-9601(00)00619-8.
- [44] J. C. Zill, T. M. Wright, K. V. Kheruntsyan, T. Gasenzer and M. J. Davis, *A coordinate bethe ansatz approach to the calculation of equilibrium and nonequilibrium correlations of the one-dimensional bose gas*, New Journal of Physics **18**(4), 045010 (2016), doi:10.1088/1367-2630/18/4/045010.
- [45] E. H. Lieb and W. Liniger, *Exact analysis of an interacting bose gas. i. the general solution and the ground state*, Phys. Rev. **130**, 1605 (1963), doi:10.1103/PhysRev.130.1605.
- [46] D. S. Petrov, G. V. Shlyapnikov and J. T. M. Walraven, *Regimes of quantum degeneracy in trapped 1d gases*, Phys. Rev. Lett. **85**, 3745 (2000), doi:10.1103/PhysRevLett.85.3745.
- [47] C. N. Yang, *Concept of off-diagonal long-range order and the quantum phases of liquid he and of superconductors*, Rev. Mod. Phys. **34**, 694 (1962), doi:10.1103/RevModPhys.34.694.
- [48] A. Camacho-Guardian, L. A. Peña Ardila, T. Pohl and G. M. Bruun, *Bipolarons in a bose-einstein condensate*, Phys. Rev. Lett. **121**, 013401 (2018), doi:10.1103/PhysRevLett.121.013401.
- [49] A. Camacho-Guardian and G. M. Bruun, *Landau effective interaction between quasiparticles in a bose-einstein condensate*, Phys. Rev. X **8**, 031042 (2018), doi:10.1103/PhysRevX.8.031042.
- [50] A. Recati, J. N. Fuchs, C. S. Peça and W. Zwerger, *Casimir forces between defects in one-dimensional quantum liquids*, Phys. Rev. A **72**, 023616 (2005), doi:10.1103/PhysRevA.72.023616.
- [51] S. I. Mistakidis, A. G. Volosniev and P. Schmelcher, *Induced correlations between impurities in a one-dimensional quenched bose gas*, Phys. Rev. Research **2**, 023154 (2020), doi:10.1103/PhysRevResearch.2.023154.
- [52] D. Huber, H.-W. Hammer and A. G. Volosniev, *In-medium bound states of two bosonic impurities in a one-dimensional fermi gas*, Phys. Rev. Research **1**, 033177 (2019), doi:10.1103/PhysRevResearch.1.033177.

- [53] Y. Nishida, *Casimir interaction among heavy fermions in the bcs-bec crossover*, Phys. Rev. A **79**, 013629 (2009), doi:10.1103/PhysRevA.79.013629.
- [54] P. Naidon, *Two impurities in a bose-einstein condensate: From yukawa to efimov attracted polarons*, Journal of the Physical Society of Japan **87**(4), 043002 (2018), doi:10.7566/JPSJ.87.043002, <https://doi.org/10.7566/JPSJ.87.043002>.
- [55] T. Enss, B. Tran, M. Rautenberg, M. Gerken, E. Lippi, M. Drescher, B. Zhu, M. Weidemüller and M. Salmhofer, *Scattering of two heavy fermi polarons: Resonances and quasibound states*, Phys. Rev. A **102**, 063321 (2020), doi:10.1103/PhysRevA.102.063321.
- [56] G. Panochko and V. Pastukhov, *Two- and three-body effective potentials between impurities in ideal bec*, Journal of Physics A: Mathematical and Theoretical (2021).
- [57] X. Li, E. Yakaboylu, G. Bighin, R. Schmidt, M. Lemeshko and A. Deuchert, *Intermolecular forces and correlations mediated by a phonon bath*, The Journal of Chemical Physics **152**(16), 164302 (2020), doi:10.1063/1.5144759, <https://doi.org/10.1063/1.5144759>.
- [58] M. Bruderer, A. Klein, S. R. Clark and D. Jaksch, *Polaron physics in optical lattices*, Phys. Rev. A **76**, 011605 (2007), doi:10.1103/PhysRevA.76.011605.
- [59] A. I. Pavlov, J. van den Brink and D. V. Efremov, *Phonon-mediated casimir interaction between finite-mass impurities*, Phys. Rev. B **98**, 161410 (2018), doi:10.1103/PhysRevB.98.161410.
- [60] B. J. DeSalvo, K. Patel, G. Cai and C. Chin, *Observation of fermion-mediated interactions between bosonic atoms*, Nature **568**, 61 (2019).
- [61] A. N. Wenz, G. Zürn, S. Murmann, I. Brouzos, T. Lompe and S. Jochim, *From few to many: Observing the formation of a fermi sea one atom at a time*, Science **342**(6157), 457 (2013).
- [62] Zimmer, Nikolaj Thomas, *Exploring the few- to many-body crossover using cold atoms in one dimension*, EPJ Web of Conferences **113**, 01002 (2016), doi:10.1051/epjconf/201611301002.
- [63] T. Sowiński and M. Á. Garcia-March, *One-dimensional mixtures of several ultracold atoms: a review*, Reports on Progress in Physics **82**(10), 104401 (2019), doi:10.1088/1361-6633/ab3a80.
- [64] J. C. Gunn and J. M. F. Gunn, *An exactly soluble hartree problem in an external potential*, European Journal of Physics **9**(1), 51 (1988), doi:10.1088/0143-0807/9/1/009.
- [65] S. Giraud and R. Combescot, *Highly polarized fermi gases: One-dimensional case*, Phys. Rev. A **79**, 043615 (2009), doi:10.1103/PhysRevA.79.043615.
- [66] X.-W. Guan, M. T. Batchelor and C. Lee, *Fermi gases in one dimension: From bethe ansatz to experiments*, Rev. Mod. Phys. **85**, 1633 (2013), doi:10.1103/RevModPhys.85.1633.
- [67] E. B. Kolomeisky, T. J. Newman, J. P. Straley and X. Qi, *Low-dimensional bose liquids: Beyond the gross-pitaevskii approximation*, Phys. Rev. Lett. **85**, 1146 (2000), doi:10.1103/PhysRevLett.85.1146.

- [68] A. Bulgac, *Dilute quantum droplets*, Phys. Rev. Lett. **89**, 050402 (2002), doi:10.1103/PhysRevLett.89.050402.
- [69] H.-W. Hammer and D. T. Son, *Universal properties of two-dimensional boson droplets*, Phys. Rev. Lett. **93**, 250408 (2004), doi:10.1103/PhysRevLett.93.250408.
- [70] E. Gross, *Motion of foreign bodies in boson systems*, Annals of Physics **19**(2), 234 (1962), doi:https://doi.org/10.1016/0003-4916(62)90217-8.
- [71] M. Drescher, M. Salmhofer and T. Enss, *Theory of a resonantly interacting impurity in a bose-einstein condensate*, Phys. Rev. Research **2**, 032011 (2020), doi:10.1103/PhysRevResearch.2.032011.
- [72] O. Hryhorchak, G. Panochko and V. Pastukhov, *Mean-field study of repulsive 2d and 3d bose polarons*, Journal of Physics B: Atomic, Molecular and Optical Physics **53**(20), 205302 (2020), doi:10.1088/1361-6455/abb3ab.
- [73] P. Massignan, N. Yegovtsev and V. Gurarie, *Universal aspects of a strongly interacting impurity in a dilute Bose condensate*, arXiv e-prints arXiv:2011.00846 (2020), 2011.00846.
- [74] R. Schmidt and M. Lemeshko, *Rotation of quantum impurities in the presence of a many-body environment*, Phys. Rev. Lett. **114**, 203001 (2015), doi:10.1103/PhysRevLett.114.203001.
- [75] E. Yakaboylu and M. Lemeshko, *Anyonic statistics of quantum impurities in two dimensions*, Phys. Rev. B **98**, 045402 (2018), doi:10.1103/PhysRevB.98.045402.
- [76] M. Will, G. E. Astrakharchik and M. Fleischhauer, *Polaron interactions and bipolarons in one-dimensional Bose gases in the strong coupling regime*, arXiv e-prints arXiv:2101.11997 (2021), 2101.11997.