

ORIGINAL ARTICLE

Solitary waves and double layers in complex plasma media

A A Mamun^{a,c} and Abdul Mannan^{a,b}

^aDepartment of Physics, Jahangirnagar University, Savar, Dhaka-1342, Bangladesh

^bInstitut für Mathematik, Martin Luther Universität Halle-Wittenberg, D-06099 Halle, Germany

ARTICLE HISTORY

Compiled May 25, 2022

ABSTRACT

A complex plasma medium (containing Cairns nonthermal electron species, adiabatically warm inertial ion species, and stationary positively charged dust (PCD) species (making a plasma system very complex) is considered. The effects of PCD species, nonthermal electron species, and adiabatic ion-temperature on ion-acoustic (IA) solitary waves (SWs) and double layers (DLs) are investigated by the pseudo-potential approach, which is valid for the arbitrary amplitude time-independent SWs and DLs. It is observed that the presence of the PCD species reduces the phase speed of the IA waves, and consequently supports the IA subsonic compressive SWs in such electron-ion-PCD plasmas. On the other hand, the increase in both adiabatic ion-temperature and the number of nonthermal or fast electrons causes to reduce the possibility for the formation of the subsonic SWs, and thus convert subsonic SWs into supersonic ones. It is also observed that after at a certain value of the nonthermal parameter, the IA supersonic SWs with both positive and negative potentials as well as the DLs with only negative potential exist. The applications of the work in space environments (viz. Earth's mesosphere, cometary tails, Jupiter's magnetosphere, etc.) and laboratory devices, where the warm ion and nonthermal electron species along with PCD species have been observed, are briefly discussed.

KEYWORDS

Positive dust; Non-thermal electrons; Subsonic and supersonic SWs; Double layers

1. Introduction

Nowadays, the existence of positively charged dust (PCD) species in electron-ion plasmas received a renewed interest because of their vital role in modifying existing features as well as introducing new features of linear and nonlinear ion-acoustic (IA) waves propagating in many space plasma environments [viz. Earth's mesosphere [1–3], cometary tails [4,5], Jupiter's surroundings [6], Jupiter's magnetosphere [7], etc.] and laboratory devices [8–10], where in addition to electron-ion plasmas, the PCD species have been observed. Three principal mechanisms by which the dust species becomes positively charged [11–14] are as follows:

- The photoemission of electrons from the dust grain surface induced by the flux of high energy photons [13].
- The thermionic emission of electrons from the dust grain surface by the intense radiative or thermal heating [12].

^cAlso at Wazed Miah Science Research Centre, Jahangirnagar University, Savar, Dhaka-1342, Bangladesh. Email: mamun_phys@juniv.edu

Corresponding author: Abdul Mannan. Email: abdulmannan@juniv.edu; Telephone: +4915210286280; Fax: +49-345-55-27005

- The secondary emission of electrons from the dust grain surface by the impact of high energetic plasma particles like electrons or ions [11].

The dispersion relation for the IA waves in an electron-ion-PCD plasma system (containing inertialess isothermal electron species, inertial cold ion species, and stationary PCD species) is given by [15]

$$\frac{\omega}{kC_i} = \frac{1}{\sqrt{1 + \mu + k^2 \lambda_D^2}}, \quad (1)$$

where $\omega = 2\pi f$ and $k = 2\pi/\lambda$ in which f (λ) is the IA wave frequency (wavelength); $C_i = (z_i k_B T_e / m_i)^{1/2}$ is the IA speed in which k_B is the Boltzmann constant, T_e is the electron temperature, and m_i is the ion mass; $\lambda_D = (k_B T_e / 4\pi z_i n_{i0} e^2)^{1/2}$ is the IA wave-length scale in which n_{i0} (z_i) is the number density (charge state) of the ion species at equilibrium, and e is the magnitude of the charge of an electron; $\mu = z_d n_{d0} / z_i n_{i0}$ with n_{d0} (z_d) being the number density (charge state) of the PCD species at equilibrium. This means that $\mu = 0$ corresponds to the usual electron-ion plasma, and $\mu \rightarrow \infty$ corresponds to electron-dust plasma [5,8–10]. Thus, $0 < \mu < \infty$ is valid for the electron-ion-PCD plasmas. The dispersion relation defined by (1) for the long-wavelength limit (viz. $\lambda \gg \lambda_D$) becomes

$$\frac{\omega}{kC_i} \simeq \sqrt{\frac{1}{1 + \mu}}. \quad (2)$$

The dispersion relation (2) indicates that the phase speed decreases with the rise of the value of μ . This new feature of the IA waves (continuous as well as periodic compression and rarefaction or vice-versa of the positive ion fluid) is introduced due to the reduction of the space charge electric field by the presence of PCD.

Recently, based on this new linear feature, Mamun and Sharmin [15] and Mamun [16] have shown the existence of subsonic shock and SWs, respectively, by considering the assumption of Maxwellian electron species and cold ion species. The IA waves in different plasma systems composed of ions and electrons have also been studied by a number of authors [17–19]. However, the reduction of the IA wave phase speed by the presence of PCD species can also make the IA phase speed comparable with the ion thermal speed $V_{Ti} = (k_B T_i / m_i)^{1/2}$ (where T_i is the ion-fluid temperature) so that the effect of the ion-thermal pressure cannot be neglected. On the other hand, the electron species in space environments mentioned does not always follow the Maxwellian electron velocity distribution function. This means that the linear dispersion relation (2), and the works of Mamun and Sharmin [15] and Mamun [16] are valid for a cold ion fluid ($T_i = 0$) limit and for the Maxwell electron velocity distribution function, which can be expressed in one dimensional (1D) normalized [normalized by n_{e0}/V_{Te} , where $V_{Te} = (k_B T_e / m_e)^{1/2}$ is the thermal speed of the electron species, and v is normalized by V_{Te}] form as

$$f(v) = \frac{1}{\sqrt{2\pi}} \exp \left[-\frac{1}{2}(v^2 - 2\phi) \right], \quad (3)$$

where ϕ is the IA wave potential normalized by $k_B T_e / e$.

To overcome these two limitations, we consider (i) adiabatically warm ion fluid and (ii) nonthermal electron species following Cairns velocity distribution function, which can be

similarly expressed in 1D normalized form as [20]

$$f(v) = \frac{1 + \alpha(v^2 - 2\phi)^2}{(1 + 3\alpha)\sqrt{2\pi}} \exp\left[-\frac{1}{2}(v^2 - 2\phi)\right], \quad (4)$$

where α is a parameter determining the population of fast (energetic) particles present in the plasma system under consideration. We note that equation (4) is identical to equation (3) for $\alpha = 0$. Thus, how the nonthermal parameter α modifies the Maxwell distribution of the electron species is shown mathematically by equation (4) and graphically by the left panel of figure 1. On the other hand, including the effects of the Cairns nonthermal electron distribution (α) and the adiabatic ion-temperature (σ), the dispersion relation for the long wavelength IA waves can be expressed as

$$\frac{\omega}{kC_i} = \sqrt{\frac{1 + 3\alpha}{(1 + \mu)(1 - \alpha)}} + 3\sigma, \quad (5)$$

where $\sigma = T_{i0}/z_i T_e$ with T_{i0} is the ion-temperature at equilibrium. The dispersion relation (5) indicates that as α and σ increase, the phase speed of the IA waves increases. This is due to the enhancement of the space charge electric field by nonthermal electron species and of the flexibility of the ion fluid by its temperature. The variation of the phase speed of the IA waves [defined by equation (5)] with α and σ is shown in the right panel of figure 1.

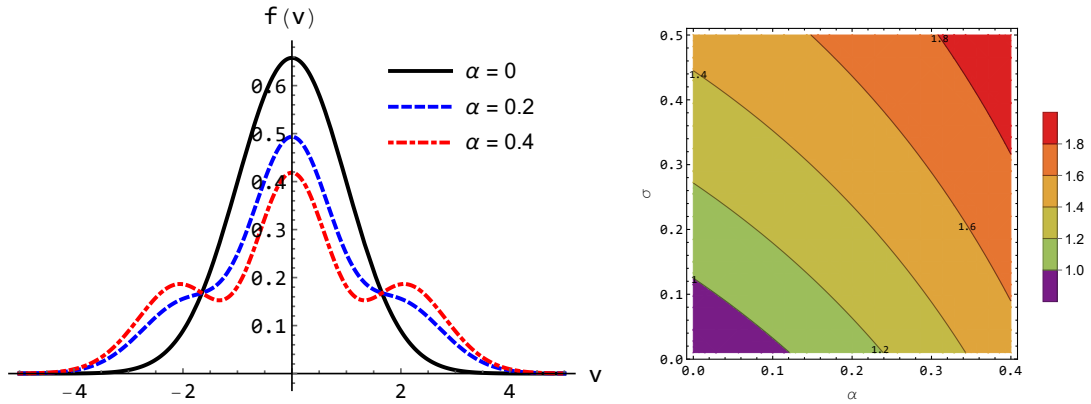


Figure 1.: The left panel shows the curves representing the Cairns nonthermal velocity distribution function [defined by equation (4)] for $\phi = 0.5$ and different values of α , whereas the right panel shows how the normalized phase speed (ω/kC_i) of the IA waves [defined by equation (5)] varies with σ and α for $\mu = 0.6$.

The aim of this work is to investigate the combined effects of positively charged stationary dust species, Cairns nonthermal electron distribution and adiabatic ion-temperature on the basic features of the IA solitary waves (SWs) and double layers (DLs) in electron-ion-PCD plasma system by the pseudo-potential approach [20–22].

The manuscript is structured as follows. The equations describing the nonlinear dynamics of the IA waves in an electron-ion-PCD plasma are provided in section 2. The combined effects of stationary PCD species, adiabatic ion-temperature and nonthermally distributed electron species on IA SWs and DLs are investigated by the pseudo-potential approach in section 3. A brief discussion is finally presented in section 4.

2. Governing equations

To investigate the nonlinear propagation of the IA waves defined by the equation (5), we consider an electron-ion-PCD plasma medium. The nonlinear dynamics of the IA waves propagating in such an electron-ion-PCD plasma medium is described by

$$\frac{\partial n_i}{\partial t} + \frac{\partial}{\partial x}(n_i u_i) = 0, \quad (6)$$

$$\frac{\partial u_i}{\partial t} + u_i \frac{\partial u_i}{\partial x} = -\frac{\partial \phi}{\partial x} - \frac{\sigma}{n_i} \frac{\partial P_i}{\partial x}, \quad (7)$$

$$\frac{\partial P_i}{\partial t} + u_i \frac{\partial P_i}{\partial \xi} + \gamma P_i \frac{\partial u_i}{\partial x} = 0, \quad (8)$$

$$\frac{\partial^2 \phi}{\partial x^2} = (1 + \mu)n_e - n_i - \mu, \quad (9)$$

where n_i is the ion number density normalized by n_{i0} ; u_i is the ion fluid speed normalized by C_i ; P_i is the adiabatic ion-thermal pressure normalized by $n_{i0}k_B T_{i0}$; $\gamma [= (2 + \mathcal{N})/\mathcal{N}]$ is the ion fluid adiabatic index with \mathcal{N} being the number of degrees of freedom, which has the value 1 (3) for the 1D (3D) case so that in our present work $\mathcal{N} = 1$ and $\gamma = 3$; t (x) is the time (space) variable normalized by ω_{pi}^{-1} (λ_D); n_e is the nonthermal electron number density normalized by n_{e0} , and is determined by integrating equation (4) with respect to v from $-\infty$ to $+\infty$, i.e. n_e can be expressed as [21]

$$n_e = (1 - \beta\phi + \beta\phi^2) \exp(\phi), \quad (10)$$

with $\beta = 4\alpha/(1 + 3\alpha)$. We note that for isothermal electron species $\gamma = 1$, $T_i = T_{i0}$ and $P_i = n_i k_B T_i$, equations (6) and (8) are identical.

3. SWs and DLs

To study arbitrary amplitude IA SWs and DLs, we employ the pseudo-potential approach [20–22] by assuming that all dependent variables in equations (6)–(9) depend only on a single variable $\xi = x - \mathcal{M}t$, where \mathcal{M} is the Mach number (defined by ω/kC_i). This transformation ($\xi = x - \mathcal{M}t$) along with the substitution of equation (10) into equation (9) and $\gamma = 3$ into equation (8) as well as the use of the steady state condition allow us to write (6)–(9) as

$$\mathcal{M} \frac{dn_i}{d\xi} - \frac{d}{d\xi}(n_i u_i) = 0, \quad (11)$$

$$\mathcal{M} \frac{du_i}{d\xi} - u_i \frac{du_i}{d\xi} = \frac{d\phi}{d\xi} + \frac{\sigma}{n_i} \frac{dP_i}{d\xi}, \quad (12)$$

$$\mathcal{M} \frac{dP_i}{d\xi} - u_i \frac{dP_i}{d\xi} - 3P_i \frac{du_i}{d\xi} = 0, \quad (13)$$

$$\frac{d^2 \phi}{d\xi^2} = (1 + \mu) (1 - \beta\phi + \beta\phi^2) \exp(\phi) - n_i - \mu. \quad (14)$$

The appropriate conditions (viz. $n_i \rightarrow 1$ and $u_i \rightarrow 0$ at $\xi \rightarrow \pm\infty$) reduce (11) to

$$u_i = \mathcal{M} \left(1 - \frac{1}{n_i} \right), \quad (15)$$

$$n_i = \frac{\mathcal{M}}{\mathcal{M} - u_i}. \quad (16)$$

The substitution of (15) into (13) gives rise to

$$\frac{1}{n_i} \frac{dP_i}{d\xi} + 3P_i \frac{d}{d\xi} \left(\frac{1}{n_i} \right) = 0, \quad (17)$$

which finally reduces to

$$P_i = n_i^3, \quad (18)$$

where the integration constant is found to be 1 under the conditions that $P_i \rightarrow 1$ and $n_i \rightarrow 1$ at $\xi \rightarrow \pm\infty$. Similarly, the substitution of (15) into equation (12) yields

$$\mathcal{M} \frac{du_i}{d\xi} - u_i \frac{du_i}{d\xi} - \sigma \frac{dP_i}{d\xi} + \frac{\sigma}{\mathcal{M}} u_i \frac{dP_i}{d\xi} = \frac{d\phi}{d\xi}. \quad (19)$$

Again, multiplying (13) by σ/\mathcal{M} one can write

$$\sigma \frac{dP_i}{d\xi} - \frac{\sigma}{\mathcal{M}} u_i \frac{dP_i}{d\xi} - 3P_i \frac{\sigma}{\mathcal{M}} \frac{du_i}{d\xi} = 0. \quad (20)$$

Now, performing (20)–2×(19) we obtain

$$3\sigma(P_i - 1) - \frac{3\sigma}{\mathcal{M}}(P_i u_i) - 2\mathcal{M} u_i + u_i^2 + 2\phi = 0, \quad (21)$$

where the integration constant is found to be 3σ under the conditions that $P_i \rightarrow 1$, $n_i \rightarrow 1$, $u_i \rightarrow 0$, and $\phi \rightarrow 0$ at $\xi \rightarrow \pm\infty$. The substitution of equations (15) and (18) into equation (21) yields

$$3\sigma n_i^4 - (\mathcal{M}^2 + 3\sigma - 2\phi)n_i^2 + \mathcal{M}^2 = 0. \quad (22)$$

This is the quadratic equation for n_i^2 . Thus, the expression for n_i can be expressed as

$$n_i = \frac{1}{\sqrt{6\sigma}} \left[\sqrt{\Psi - \sqrt{\Psi^2 - 12\sigma\mathcal{M}^2}} \right], \quad (23)$$

where $\Psi = \mathcal{M}^2 + 3\sigma - 2\phi$. Now, substituting equation (23) into equation (14), we obtain

$$\frac{d^2\phi}{d\xi^2} = (1 + \mu) (1 - \beta\phi + \beta\phi^2) \exp(\phi) - \frac{1}{\sqrt{6\sigma}} \left[\sqrt{\Psi - \sqrt{\Psi^2 - 12\sigma\mathcal{M}^2}} \right] - \mu, \quad (24)$$

We finally multiply both side of equation (24) by $(d\phi/d\xi)$ and integrating the resulting equation with respect to ϕ , we obtain

$$\frac{1}{2} \left(\frac{d\phi}{d\xi} \right)^2 + V(\phi, \mathcal{M}) = 0, \quad (25)$$

which represents an energy integral of a pseudo-particle of unit mass, pseudo time ξ , pseudo-position ϕ and pseudo-potential $V(\phi, \mathcal{M})$ is defined by

$$V(\phi, \mathcal{M}) = C_0 + \mu\phi - (1 + \mu) \left[1 + \frac{4\alpha}{1 + 3\alpha} (3 - 3\phi + \phi^2) \right] \exp[\phi] - \frac{\sqrt{2}}{3\sqrt{3}\sigma} \left(\sqrt{\Psi - \sqrt{\Psi^2 - 12\sigma\mathcal{M}^2}} \right) \left(\Psi + \frac{1}{2} \sqrt{\Psi^2 - 12\sigma\mathcal{M}^2} \right), \quad (26)$$

where

$$C_0 = (1 + \mu) \left[1 + \frac{12\alpha}{1 + 3\alpha} \right] + \sigma + \mathcal{M}^2 \quad (27)$$

is the integration constant, and it is chosen in such a way that $V(\phi, \mathcal{M}) = 0$ at $\phi = 0$.

It is clear that $V(0, \mathcal{M}) = 0$ is satisfied because of our choice of the integration constant, and $V'(0, \mathcal{M}) = 0$ is satisfied because of the equilibrium charge neutrality condition, where the prime denotes the derivative of $V(\phi, \mathcal{M})$ with respect to ϕ . So, the conditions for the existence of SWs and DLs are: (i) $V''(0, \mathcal{M}) < 0$ so that the fixed point at the origin is unstable (i.e. the convexity condition at the origin); (ii) $V'(\phi_m, \mathcal{M}) > 0$ for the SWs with $\phi > 0$; (iii) $V'(\phi_m, \mathcal{M}) < 0$ for the SWs with $\phi < 0$; (iv) $V'(\phi_m, \mathcal{M}) = 0$ for the DLs, where ϕ_m is the amplitude of the SWs or DLs. Thus, SWs or DLs exist if and only if $V''(0, \mathcal{M}) < 0$, i.e. $\mathcal{M} > \mathcal{M}_c$, where

$$\mathcal{M}_c = \sqrt{\frac{1 + 3\alpha}{(1 + \mu)(1 - \alpha)}} + 3\sigma. \quad (28)$$

We note that the expression for \mathcal{M}_c [given by equation (28)] is identical to equation (5). The phase speed of the IA waves decreases and the possibility for the formation of subsonic IA SWs increases as the number of PCD species increases. This is depicted in figure 1(a). On the other hand, the possibility for the formation of subsonic (supersonic) IA SWs decreases (increases) with the increase of the values of α and σ . This is shown in figure 1(b). The ranges of the value of \mathcal{M} , viz. $\mathcal{M}_c < \mathcal{M} < 1$ and $\mathcal{M} > \mathcal{M}_c > 1$ determine the formation of subsonic and supersonic IA SWs, respectively. The variation of \mathcal{M}_c with μ and α for the fixed value of σ is graphically shown in figure 2(a), where the shaded (non-shaded) area represents the domain for the existence of subsonic (supersonic) SWs.

It is well known [20,21] that the sign of

$$V'''(0, \mathcal{M}_c) = \frac{3(1 - \alpha)^2(1 + \mu)^2[1 + 3\alpha + 4(1 - \alpha)(1 + \mu)\sigma]}{(1 + 3\alpha)^3} - (1 + \mu) \quad (29)$$

determines either the existence of the IA SWs with $\phi > 0$ or the coexistence of the IA SWs with $\phi > 0$ and $\phi < 0$. Thus, the IA SWs with $\phi > 0$ [$\phi < 0$ and $\phi > 0$] will exist (coexist) if $V'''(0, \mathcal{M}_c) > 0$ [$V'''(0, \mathcal{M}_c) < 0$]. Figure 2(b) shows how the parametric regimes for that

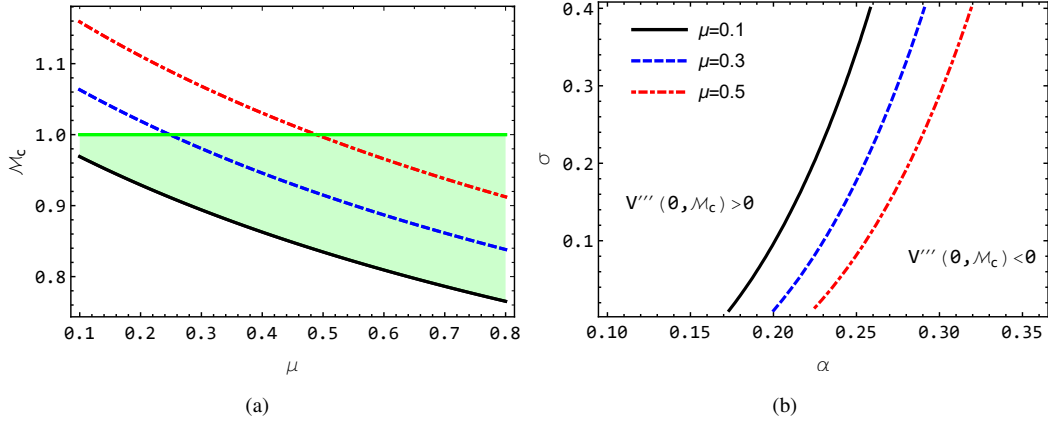


Figure 2.: (a) The variation of \mathcal{M}_c with μ for $\sigma = 0.01$ and $\alpha = 0$ (solid curve), $\alpha = 0.05$ (dashed curve) and $\alpha = 0.1$ (dot-dashed curve). The shaded area corresponds to the existence of subsonic SWs; (b) The contour plot of $V'''(0, \mathcal{M}_c) = 0$ as a function of α and σ for different values of μ , viz $\mu = 0.1$ (solid curve), $\mu = 0.3$ (dashed curve) and $\mu = 0.5$ (dot-dashed curve).

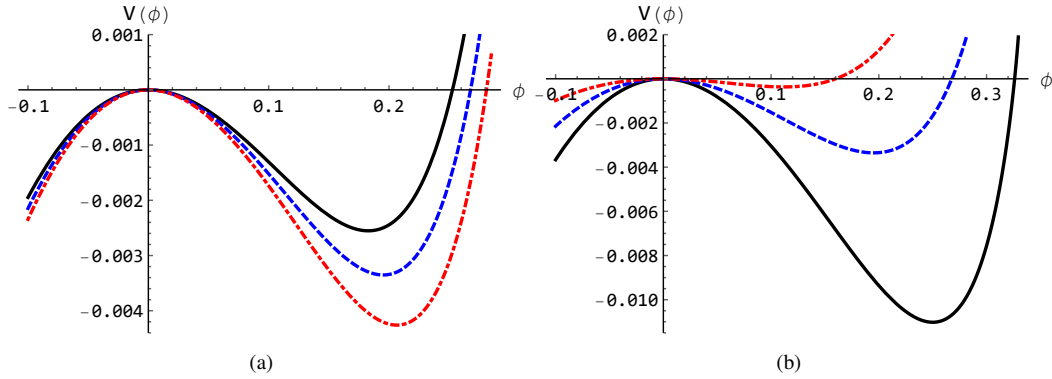


Figure 3.: The formation of the potential wells representing the subsonic SWs (a) for $\alpha = 0.05$, $\mu = 0.7$ (solid curve), $\mu = 0.75$ (dashed curve) $\mu = 0.8$ (dot-dashed curve); (b) for $\mu = 0.75$, $\alpha = 0$ (solid curve), $\alpha = 0.05$ (dashed curve) $\alpha = 0.1$ (dot-dashed curve). The other parameters, which are kept fixed, are $\mathcal{M} = 0.985$ and $\sigma = 0.01$.

existence of IA SWs with $\phi > 0$ and for the coexistence of SWs with $\phi > 0$ and $\phi < 0$ changes with different plasma parameters. It means that the SWs with $\phi > 0$ ($\phi < 0$ and $\phi > 0$) exist for the complex plasma parameters satisfying $V'''(0, \mathcal{M}_c) > 0$ [$V'''(0, \mathcal{M}_c) < 0$]. It is seen that the increase in the number density of the PCD species enhances the regime for the existence of the SWs with $\phi > 0$. The possibility for the formation of SWs with $\phi < 0$ as well as $\phi > 0$ increases as the population of fast/energetic electrons increases. On the other hand, the rise of the ion-temperature (σ) increases (decreases) the possibility for existence of SWs with $\phi > 0$ ($\phi < 0$ as well as $\phi > 0$).

Figures 3-7 can provide the visualization of the amplitude (ϕ_m), which is the intercept on the positive or negative ϕ -axis, and width ($\phi_m / \sqrt{|V_m|}$), where $|V_m|$ is the maximum value of $V(\phi)$ in the pseudo-potential wells formed in positive or negative ϕ -axis. Figures 3 and 4 indicate the formation of the pseudo-potential wells in the positive ϕ -axis, which corresponds to the formation of the subsonic IA SWs only with $\phi > 0$, i.e. the subsonic IA SWs with $\phi < 0$

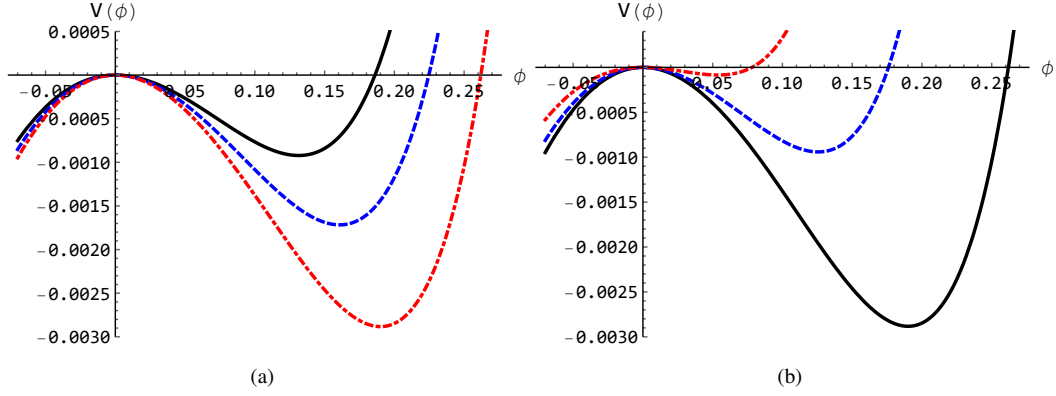


Figure 4.: The formation of the potential wells representing the subsonic SWs (a) for $\sigma = 0.01$, $\mathcal{M} = 0.95$ (solid curve), $\mathcal{M} = 0.97$ (dashed curve), $\mathcal{M} = 0.99$ (dot-dashed curve); (b) for $\mathcal{M} = 0.99$, $\sigma = 0.01$ (solid curve), $\sigma = 0.03$ (dashed curve) $\sigma = 0.06$ (dot-dashed curve). The other parameters, which are kept fixed, are $\mu = 0.7$ and $\alpha = 0.05$.

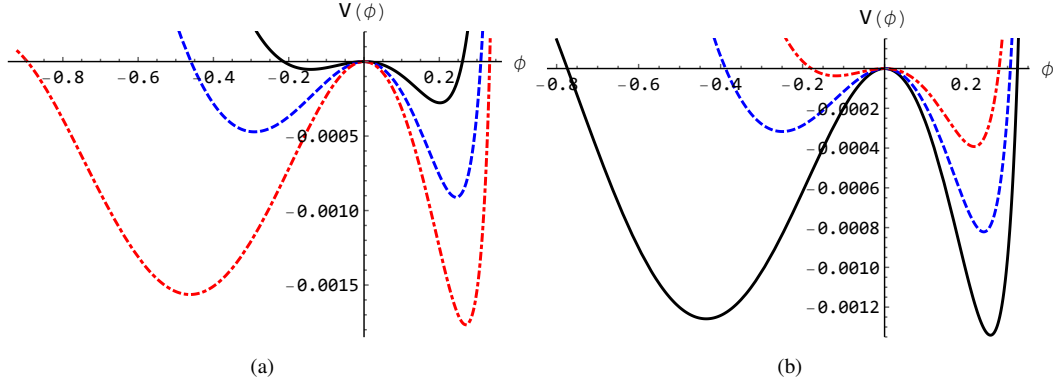


Figure 5.: The formation of the potential wells representing the coexistence of supersonic SWs with $\phi > 0$ and $\phi < 0$ (a) for $\alpha = 0.266$, $\mu = 0.3$ (solid curve), $\mu = 0.35$ (dashed curve) and $\mu = 0.4$ (dot-dashed curve); (b) for $\mu = 0.357$, $\alpha = 0.26$ (solid curve), $\alpha = 0.27$ (dashed curve) and $\alpha = 0.28$ (dot-dashed curve). The other parameters, which are kept fixed, are $\mathcal{M} = 1.5934$ and $\sigma = 0.2$.

does not exist in the complex plasma system under consideration. The possibility for the formation of subsonic solitary wave increases (decreases) with increasing the value of μ (α and σ). It is seen that the amplitude (width) of the subsonic IA SWs decreases (increases) as we decrease the value of μ . On the other hand, the amplitude (width) of subsonic SWs decreases (increases) with increasing the values of α and σ . It is worth to mention that the lower value of μ and higher values of α and σ convert the subsonic SWs into supersonic ones. It is seen in figures 5 and 6(a) that for $\mathcal{M} > \mathcal{M}_c$ the supersonic SWs with $\phi > 0$ and $\phi < 0$ coexist. The amplitude (width) of supersonic SWs with both $\phi > 0$ and $\phi < 0$ increases (decreases) with increasing the value of μ . On the other hand, the depth of potential wells (representing the coexistence of supersonic SWs with $\phi > 0$ and $\phi < 0$) decreases with increasing the values of σ and α .

The IA DLs only with negative potential is formed for $\mathcal{M} > \mathcal{M}_c$ as illustrated in figures 6(b) and 7. The rise of the values of μ and σ causes to decrease (increase) the amplitude

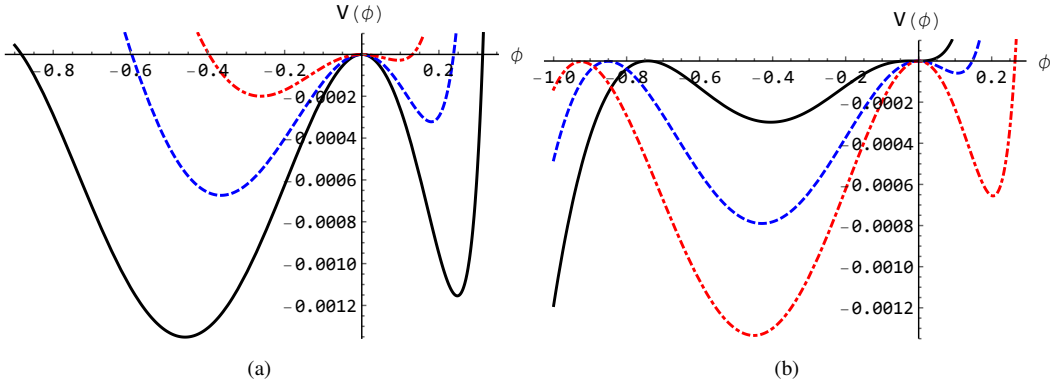


Figure 6.: The formation of the potential wells representing (a) the coexistence of supersonic SWs with $\phi > 0$ and $\phi < 0$ for $\alpha = 0.258$, $\mu = 0.36$, $\mathcal{M} = 1.5868$, $\sigma = 0.2$ (solid curve), $\sigma = 0.22$ (dashed curve) and $\sigma = 0.24$ (dot-dashed curve); (b) the existence of DLs with $\phi < 0$ for $\mathcal{M} = 1.4648$, $\alpha = 0.25$ (solid curve), $\mathcal{M} = 1.50362$, $\alpha = 0.26$ (dashed curve), $\mathcal{M} = 1.5452$, $\alpha = 0.27$ (dot-dashed curve), $\mu = 0.5$, and $\sigma = 0.2$.

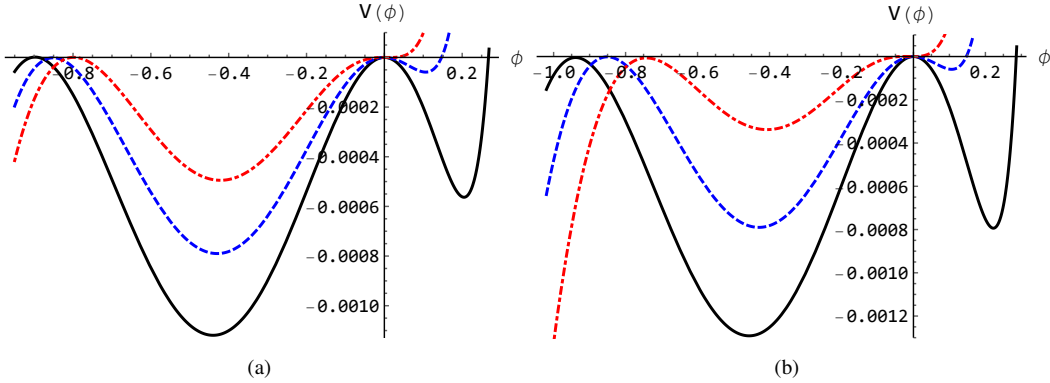


Figure 7.: The formation of the potential wells representing the DLs with $\phi < 0$ (a) for $\mathcal{M} = 1.4704$, $\sigma = 0.15$ (solid curve), $\mathcal{M} = 1.50362$, $\sigma = 0.2$ (dashed curve), and $\mathcal{M} = 1.5367$, $\sigma = 0.25$ (dot-dashed curve), and $\mu = 0.5$; (b) for $\mathcal{M} = 1.5682$, $\mu = 0.4$ (solid curve), $\mathcal{M} = 1.50362$, $\mu = 0.5$ (dashed curve), and $\mathcal{M} = 1.4466$, $\mu = 0.6$ (dot-dashed curve), and $\sigma = 0.2$. The value of $\alpha = 0.26$ is kept fixed for both cases.

(width) of the DLs (as shown in figure 7). On the other hand, in figure 6, the potential wells in the negative ϕ -axis becomes wider as the nonthermal parameter α increases. It means that the amplitude of DLs are increased by the effect of nonthermal parameter, but the width of DLs decreases. It is noted here that for the formation of DLs, the increase in the values of α and σ (μ) is required a larger (smaller) value of the Mach number.

4. Discussion

We have considered a complex plasma medium containing Cairns nonthermally distributed electron species, adiabatically warm ion species, and PCD species, and have investigated the IA SWs and DLs in such a plasma medium. We have employed the pseudo-potential approach

which is valid for arbitrary or large-amplitude SWs and DLs. The results obtained from this theoretical work and their applications can be briefly discussed as follows:

- The effect of the PCD causes to reduce the IA wave phase speed, and to form subsonic SWs only with positive potential. On the other hand, the effects of Cairns nonthermal electron distribution and adiabatic ion-temperature cause to enhance the IA wave phase speed, and to reduce possibility for the formation of the subsonic SWs, and finally convert the subsonic SWs into supersonic ones.
- The amplitude (width) of the subsonic IA SWs increases (decreases) with the rise of the value μ and \mathcal{M} , but the amplitude (width) of the subsonic IA SWs decreases (increases) with the rise of the values α and σ . This is due to the fact that the phase speed of the IA waves decreases with rise of the value μ , but increases with the rise of the value of α and σ .
- The supersonic IA SWs with $\phi > 0$ and $\phi < 0$ coexist due to the presence of the certain amount of nonthermal or fast electrons (after a certain value of α) in the plasma system under consideration. However, the increase in the value of σ and μ decreases the possibility for the formation of the IA SWs with $\phi < 0$.
- The amplitude (width) of the supersonic IA SWs (which coexist with $\phi > 0$ and $\phi < 0$) increases (decreases) as the values of μ and \mathcal{M} increase, but it decreases (increases) as the values of α and σ increase.
- The height (thickness) of the IA DLs (which exist only with $\phi < 0$) increases (decreases) as the values of both parameters of its set $\{\mathcal{M}, \alpha\}$ increase. On the other hand, it decreases (increases) with the rise of the value of both parameters of their sets $\{\mathcal{M}, \mu\}$ and $\{\mathcal{M}, \sigma\}$.

The advantage of the pseudo-potential method [20–22] is that it is valid for arbitrary amplitude SWs and DLs, but it does not allow us to observe the time evolution of the SWs or DLs. To overcome these limitations, one has to develop a numerical code to solve the basic equations (6)–(10) numerically. This type of simulation will be able to show the time evolution of arbitrary amplitude SWs and DLs. This is, of course, a challenging research problem of recent interest, but beyond the scope of our present work.

To conclude, we hope that the results of our present investigation should also be useful in understanding the basic features of the IA waves and associated nonlinear structures like SWs and DLs in space environments (viz. Earth’s mesosphere or ionosphere [1–3], cometary tails [4], Jupiter’s surroundings [6,7] and magnetosphere [7], etc.) and laboratory devices [8–10,23].

Data availability

Data sharing is not applicable to this article as no new data were created or analyzed in this study.

Disclosure statement

The authors declare that there is no conflict of interest.

Acknowledgement

A. Mannan gratefully acknowledges the financial support of the Alexander von Humboldt Stiftung (Bonn, Germany) through its post-doctoral research fellowship.

References

- [1] Havnes O, Trøim J, Blix T, et al. First detection of charged dust particles in the earth's mesosphere. *J Geophys Res.* 1996;101(A5):10839.
- [2] Gelinás LJ, Lynch KA, Kelley MC, et al. First observation of meteoritic charged dust in the tropical mesosphere. *Geophys Res Lett.* 1998;25(21):4047–4050.
- [3] Mendis DA, Wong WH, Rosenberg M. On the observation of charged dust in the tropical mesosphere. *Phys Scr.* 2004;T113:141.
- [4] Horányi M. Charged dust dynamics in the solar system. *Annu Rev Astron Astrophys.* 1996;34:383.
- [5] Mamun AA, Shukla PK. Dust-acoustic mach cones in magnetized electron-dust plasmas of saturn. *Geophys Res Lett.* 2004;31(L06808):1–4.
- [6] Tsintikidis D, Gurnett DA, Kurth WS, et al. Micron-sized particles detected in the vicinity of jupiter by the voyager plasma wave instruments. *Geophys Res Lett.* 1996;23(9):997–1000.
- [7] Horanyi M, Morfill GE, Grün E. Mechanism for the acceleration and ejection of dust grains from jupiter's magnetosphere. *Nature.* 1993;363:144–146.
- [8] Khrapak SA, Morfill G. Waves in two component electron-dust plasma. *Phys Plasmas.* 2001;8(6):2629.
- [9] Fortov VE, Nefedov AP, Vaulina OS, et al. Dynamics of dust grains in an electron–dust plasma induced by solar radiation under microgravity conditions. *New J Phys.* 2003;5:102.1–102.17.
- [10] Davletov AE, Kurbanov F, Mukhametkarimov YS. Chemical model for positively charged dust particles. *Phys Plasmas.* 2018;25(12):120701.
- [11] Chow VW, Mendis DA, Rosenberg M. Role of grain size and particle velocity distribution in secondary electron emission in space plasmas. *J Geophys Res.* 1993;98(A11):19065.
- [12] Rosenberg M, Mendis DA. Uv-induced coulomb crystallization in a dusty gas. *IEEE Trans Plasma Sci.* 1995;23(2):177.
- [13] Rosenberg M, Mendis DA, Sheehan D. Uv-induced coulomb crystallization of dust grains in high-pressure gas. *IEEE Trans Plasma Sci.* 1996;24(6):1422 – 1430.
- [14] Fortov VE, Nefedov AP, Vaulina OS, et al. Dusty plasma induced by solar radiation under microgravitational conditions: An experiment on board the mir orbiting space station. *JETP.* 1998;87:1087.
- [15] Mamun AA, Sharmin BE. Nonplanar ion-acoustic subsonic shock waves in dissipative electron-ion-pcd plasmas. *AIP Advances.* 2020;10(12):125317.
- [16] Mamun AA. Roles of positively charged dust in the formation of ion-acoustic subsonic solitary waves in electron-ion-pcd plasmas. *Contrib Plasma Phys.* 2021;61(1):0.
- [17] Zedan NA, Atteya A, El-Taibany WF, et al. Stability of ion-acoustic solitons in a multi-ion degenerate plasma with the effects of trapping and polarization under the influence of quantizing magnetic field. *Waves in Random and Complex Media.* 2020;0(0):1–15.
- [18] El-Monier SY, Atteya A. Dynamics of ion-acoustic waves in nonrelativistic magnetized multi-ion quantum plasma: the role of trapped electrons. *Waves in Random and Complex Media.* 2020;0(0):1–19.
- [19] Mehdipoor M. Characteristics of nonlinear ion-acoustic waves in collisional plasmas with ionization effects. *Waves in Random and Complex Media.* 2020;0(0):1–25.
- [20] Cairns RA, Mamun AA, Bingham R, et al. Electrostatic solitary structures in non-thermal plasmas. *Geophys Res Lett.* 1995;22(20):2709.
- [21] Mamun AA. Effects of ion temperature on electrostatic solitary structures in nonthermal plasmas. *Phys Rev E.* 1997;55(2):1852.
- [22] Bernstein IB, Greene GM, Kruskal MD. Exact nonlinear plasma oscillations. *Phys Rev.* 1957;108(3):546.
- [23] Nakamura Y, Sarma A. Observation of ion-acoustic solitary waves in a dusty plasma. *Phys Plasmas.* 2001;8(9):3921.