

Chance-Constrained Covariance Steering in a Gaussian Random Field via Successive Convex Programming

Jack Ridderhof* and Panagiotis Tsiotras†
Georgia Institute of Technology, Atlanta, GA, 30332

The problem of optimizing affine feedback laws that explicitly steer the mean and covariance of an uncertain system state in the presence of a Gaussian random field is considered. Spatially-dependent disturbances are successively approximated with respect to a nominal trajectory by a sequence of jointly Gaussian random vectors. Sequential updates to the nominal control inputs are computed via convex optimization that includes the effect of affine state feedback, the perturbing effects of spatial disturbances, and chance constraints on the closed-loop state and control. The developed method is applied to solve for an affine feedback law to minimize the 99th percentile of Δv required to complete an aerocapture mission around a planet with a randomly disturbed atmosphere.

I. Introduction

Random disturbances acting on autonomous systems are often spatially dependent. Examples include variations in atmospheric properties [1, 2], underwater currents [3], and gravitational fields [4]. The uncertain nature of these disturbances leads the system state to be a random variable with statistics determined by the system dynamics, the probabilistic structure of the disturbances, and the system control law. While the system dynamics and the probabilistic structure of the disturbances are fixed, it is possible to design the feedback control to desirably shape the evolution of the system probability distribution. Indeed, for the case in which the state is Gaussian distributed, steering the state covariance by optimizing over the feedback gains has been formulated as a convex program [5]. However, the stochastic control literature is primarily concerned with systems affected by temporal disturbances, such as Brownian motion, rather than spatial disturbances. The aim of this paper is to bridge the gap between the treatment of spatial and temporal disturbances for feedback control design, and to solve for affine feedback laws that explicitly steer the mean and covariance of the system state, subject to chance constraints, while the system is affected by spatially-dependent uncertainty.

In this paper, we model spatial uncertainty as a Gaussian random field (GRF), which can be thought of as a generalization of the Gaussian distribution to function spaces [6]. Similarly to a Gaussian random vector, a GRF is fully

*PhD Candidate, School of Aerospace Engineering.

†David and Andrew Lewis Chair and Professor, School of Aerospace Engineering, and Institute for Robotics and Intelligent Machines.

characterized by a mean and a covariance function. For any finite number of inputs (e.g., a set of position vectors), the values of the GRF are jointly Gaussian distributed with mean and covariance determined by evaluating the mean and covariance functions at the input points.

GRF models have been widely applied in the fields of spatial analysis [7, 8], machine learning [6], robotics [9–11], and state estimation [4, 12]. For many applications, including the aforementioned references, GRF models are primarily used for either regression or for characterization of a yet-to-be-explored unknown environment. This paper, in contrast, is concerned with using a GRF to characterize disturbances to be handled by feedback control, similar to how disturbances are treated in classical stochastic control, such as Linear Quadratic Gaussian (LQG) control.

We take as a motivating example the problem of aerocapture, which is an orbital aeroassist maneuver where a spacecraft uses a planet’s atmosphere to decelerate from a hyperbolic orbit to a captured elliptical orbit around the planet [13]. During aerocapture, the spacecraft must fly through the atmosphere of another planet, which may not be well characterized, at orbital velocity. Descending into the lower atmosphere results in (exponentially) higher density and thus more drag, which increases the effectiveness of the maneuver — but the perturbing effect of density variations is also much greater at the lower altitudes. Furthermore, assuming that atmospheric density variations depend, at least partly, on the altitude, the density variations seen by the vehicle following periapsis are correlated to previously encountered variations [2, 14]. While atmospheric density uncertainty is a major driver of performance, no methodology currently exists to *explicitly* treat atmospheric uncertainty for guidance and control optimization. Rather, the state-of-the-art closed-loop predictor-corrector guidance successively treats the atmosphere as being equal to an onboard current best estimate, and performs a deterministic optimization. The resulting guidance performance is evaluated through Monte Carlo analysis that includes spatial density variations, and guidance parameters are tuned based on the Monte Carlo results [1, 15, 16].

This paper takes a sequential optimization approach to solve for both a feedforward (nominal) control and corresponding state feedback gains. We begin with a nominal trajectory that does not account for uncertainty, and which takes the GRF to be equal to its mean value. This trajectory may be the solution to a deterministic optimal control problem, for example. Assuming that, in the presence of uncertainty, the trajectory will not deviate too far from its nominal value, the perturbing effect of the GRF can be approximated by the statistics of the GRF evaluated along the nominal trajectory. In other words, the nominal trajectory serves as a mapping between time and space, which is used to reduce the spatial GRF to a temporal process. Trajectory disturbances due to the GRF are then approximated by a sequence of jointly Gaussian random vectors, the statistics of which depend on both the structure of the GRF and the nominal trajectory. Thus, the linearized optimal control subproblem is reduced to the more tractable situation of a linear system being affected by temporal disturbances.

For linear stochastic systems with additive Gaussian disturbances, and in absence of any state or control constraints, it is well known that the nominal control steers the state mean while the feedback gains steer the state covariance [5].

State or control constraints have to be imposed as probabilistic (e.g, chance) constraints since the system is stochastic. Chance constraints, however, depend on both the state mean and the covariance. Thus, the chance-constrained optimal control of a linear stochastic system involves a joint optimization over the nominal control and the feedback gains. This problem is referred to as chance-constrained covariance steering, since the control law is designed to explicitly steer the dynamics of the state covariance [17, 18]. Previous works have shown that state history feedback laws result in a convex formulation of the chance constrained covariance steering problem [5, 19–21]. For the present problem, we may therefore jointly optimize updates to the nominal control and the feedback gains, while considering the local effect of the GRF-induced disturbances, and while enforcing the problem chance constraints. Finally, the optimal control from each linearized subproblem is used to propagate the nominal, nonlinear dynamics to obtain the reference trajectory for the subsequent iterate.

The contributions of this paper include: a) the derivation of discrete-time Gaussian disturbances resulting from motion through a spatially-defined GRF; b) the development of a successive convex programming approach to solve the resulting chance-constrained stochastic optimal control problem; and c) the application of the developed theory to the problem of aerocapture guidance. Specifically, the existing chance-constrained stochastic optimal control literature treats discrete Gaussian disturbances as having fixed and specified statistics; in this paper, we show that the statistics of discrete-time Gaussian disturbances can be derived from the motion of a system through a GRF. For the aerocapture problem, in particular, the approach results in both a novel analytical quantification of vehicle trajectory covariance due to density variations and a table-lookup-based guidance scheme that includes closed-loop probabilistic constraints.

This paper is organized as follows. Properties of GRFs are briefly reviewed in Section II. The stochastic optimal control problem of chance-constrained covariance steering in a GRF is introduced in Section III. In Section IV, a solution to this problem is developed by successive convexification. The proposed method is first demonstrated on a simple double integrator problem in Section V.A, and it is then applied to the aerocapture guidance problem in Section V.B. Finally, Section VI summarizes the results of the paper and suggests some potential extensions and research directions.

II. Gaussian Random Fields

A collection of random variables $\{\Psi(z) : z \in \mathcal{F}\}$ is a *Gaussian random field* (GRF), also referred to as a Gaussian process, if any finite linear combination of the variables $\Psi(z_i)$ with $\{z_i\} \subset \mathcal{F}$ is Gaussian distributed — that is, if the variables $\Psi(z_i)$ are *jointly Gaussian* [6, 22]. In other words, each element z in an index set \mathcal{F} (for example, $\mathcal{F} = \mathbb{R}^d$) determines a Gaussian random variable $\Psi(z)$, and, in addition, any finite collection random variables $\Psi(z_i)$ determined by the inputs z_i are jointly Gaussian. Henceforth, we will often refer to the collection $\{\Psi(z) : z \in \mathcal{F}\}$ simply as Ψ when the context is clear. A GRF is fully characterized by a mean function

$$\mu : \mathcal{F} \rightarrow \mathbb{R}, \quad \mu(z) = \mathbb{E}(\Psi(z)), \quad (1)$$

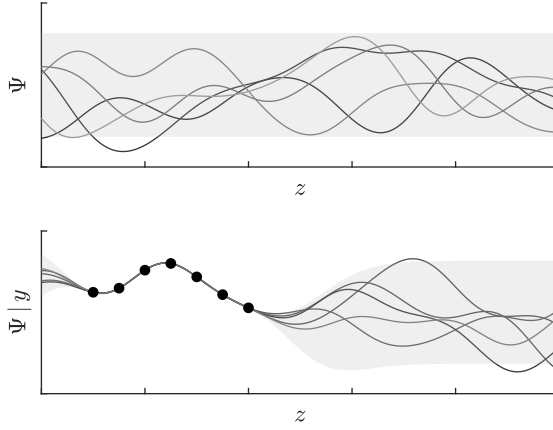


Fig. 1 Single-dimensional GRF Ψ conditioned on measurements

and a positive semi-definite covariance function

$$\Sigma : \mathcal{F} \times \mathcal{F} \rightarrow \mathbb{R}, \quad \Sigma(z_1, z_2) = \text{Cov}(\Psi(z_1), \Psi(z_2)). \quad (2)$$

Thus, the values of the field $\Psi_* = (\Psi(z_1^*), \dots, \Psi(z_n^*))$ at any n input points $\{z_1^*, \dots, z_n^*\} \subset \mathcal{F}$ are Gaussian distributed as $\Psi_* \sim \mathcal{N}(\mu_*, \Sigma_{*,*})$, where

$$\mu_* = \begin{bmatrix} \mu(z_1^*) \\ \vdots \\ \mu(z_n^*) \end{bmatrix}, \quad \Sigma_{*,*} = \begin{bmatrix} \Sigma(z_1^*, z_1^*) & \cdots & \Sigma(z_1^*, z_n^*) \\ \vdots & \ddots & \vdots \\ \Sigma(z_n^*, z_1^*) & \cdots & \Sigma(z_n^*, z_n^*) \end{bmatrix}. \quad (3)$$

GRFs are often used in the context of conditioning based on noisy measurements. For example, samples from one and two-dimensional GRFs, with and without conditioning on measurements, are shown in Figures 1 and 2. In this paper, however, only the aforementioned jointly Gaussian property of GRF samples will be used. The interested reader is referred to Ref. [6] for more details on GRFs.

III. Problem Formulation

Consider a system with state $x \in \mathbb{R}^n$, and let $\{\Psi(z) \in \mathbb{R} : z \in \mathbb{R}^d\}$ be a GRF with known mean function $\mu : \mathbb{R}^d \rightarrow \mathbb{R}$ and known covariance function $\Sigma : \mathbb{R}^d \times \mathbb{R}^d \rightarrow \mathbb{R}$. The independent variable z of the GRF Ψ is a function of the system state, given by $z = \phi(x)$. Let the system state evolve according to

$$\dot{x} = f(x, u, \Psi(\phi(x))), \quad (4)$$

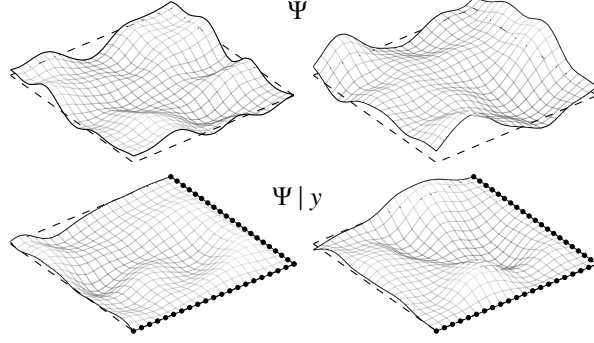


Fig. 2 Two-dimensional GRF Ψ conditioned to have the right-most edges be constant

with the initial condition

$$x(t_0) \sim \mathcal{N}(\bar{x}_0, P_0), \quad (5)$$

where $u \in \mathbb{R}^m$ is the control input, and where the mean vector \bar{x}_0 and covariance matrix P_0 are both fixed and known. The initial state x_0 is assumed to be independent of the field Ψ . The evolution of the system (4) is considered on the discrete time partition

$$\mathcal{P} = (t_0, \dots, t_N), \quad (6)$$

where $t_0 < t_1 < \dots < t_N = t_f$ for a given time horizon N , and such that $t_f > 0$ is a given, fixed final time.

The control is assumed to be piecewise constant on subintervals of the partition \mathcal{P} , so that

$$u(t) = u(t_k), \quad \forall t \in [t_k, t_{k+1}), \quad k = 0, \dots, N-1. \quad (7)$$

We write $x_k = x(t_k)$ and $u_k = u(t_k)$ for notational simplicity. The control is assumed to follow the state history feedback law

$$u_k = \sum_{\ell=0}^k K_{k,\ell} \tilde{x}_\ell + v_k, \quad (8)$$

where $\tilde{x}_\ell = x_\ell - \bar{x}_\ell$ is the state deviation from its mean, $K_{k,\ell} \in \mathbb{R}^{m \times n}$ are feedback gains, and where $v_k \in \mathbb{R}^m$ are nominal controls. As will be shown in the following sections, state history feedback results in a convex formulation of the chance-constrained covariance steering problem. Intuitively, and in contrast to Brownian-disturbance driven processes, state history feedback is required since, due to the GRF Ψ , the state process may not be Markovian. For example, if the system $x(t_2)$ returns to a previously visited state $x(t_1)$, for some $t_2 > t_1$, then the value of the state $x(t_1)$ may add information about the disturbance experienced at time t_1 — a violation of the Markov assumption.

The state and controls are required to satisfy the chance constraints

$$\mathbb{P}(a_{i,k}^\top x_k \geq \alpha_{i,k}) \leq p_{i,k}^x, \quad \forall (i, k) \in \mathcal{X}, \quad (9)$$

$$\mathbb{P}(b_{i,k}^\top u_k \geq \beta_{i,k}) \leq p_{i,k}^u, \quad \forall (i,k) \in \mathcal{U}, \quad (10)$$

where the vectors $a_{i,k} \in \mathbb{R}^n$, $b_{i,k} \in \mathbb{R}^m$ and scalars $\alpha_{i,k}$, $\beta_{i,k}$ define half-plane constraints, and $p_{i,k}^x, p_{i,k}^u \in (0, 0.5)$ are maximum probabilities of constraint violation. The index sets \mathcal{X} and \mathcal{U} determine the number of half-plane constraints to enforce at each decision time t_k . Furthermore, the mean and covariance of the state at the final time $x_f = x(t_f)$ are constrained by

$$\mathbb{E}(x_f) = \bar{x}_f, \quad (11a)$$

$$\text{Cov}(x_f) \leq P_f, \quad (11b)$$

for a given target mean state \bar{x}_f and positive definite maximum final covariance matrix P_f . Subject to the aforementioned constraints, we are concerned with finding the feedback gains $K_{k,\ell}$ and the feedforward controls v_k to minimize the quadratic cost

$$J_1(K_{k,\ell}, v_k) = \mathbb{E} \left(\sum_{k=0}^{N-1} (x_k - x_k^d)^\top Q_k (x_k - x_k^d) + \bar{u}_k^\top R_k \bar{u}_k \right) + \sum_{k=0}^{N-1} \bar{u}_k^\top \bar{R}_k \bar{u}_k, \quad (12)$$

for user-defined state and control weight matrices $Q_k \geq 0$ and $R_k, \bar{R}_k \geq 0$, and where x_k^d is a given defined desired trajectory. The cost weight is separated into R_k and \bar{R}_k so that, if desired, the control variance may be penalized without penalizing the nominal control. Alternatively, the upper $1 - p_f$ percentile of a functional of the final state may be minimized by considering the cost

$$J_2(K_{k,\ell}, v_k) = \inf \{ \gamma \in \mathbb{R} : \mathbb{P}(\xi^\top x_f > \gamma) \leq p_f \}, \quad (13)$$

where $\xi \in \mathbb{R}^n$ and $p_f \in (0, 1)$ are user-defined constants. Note that, when seeking to minimize the upper percentile cost (13), the final state mean should not be constrained, since changing the final state mean may affect the cost value.

Without loss of generality, the cost is taken to be the weighted sum

$$J = J_1 + \eta J_2, \quad (14)$$

for some non-negative scalar η . Indeed, setting Q_k , R_k , and \bar{R}_k to zero and $\eta = 1$ recovers the $1 - p_f$ percentile cost (13), whereas setting $\eta = 0$ results in the purely quadratic cost (12).

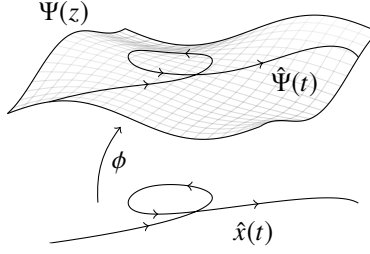


Fig. 3 Samples of the GRF Ψ and random process $\hat{\Psi}$ along the nominal trajectory \hat{x}

IV. Solution via Successive Convex Programming

A. Approximation About a Nominal Trajectory

Assume that a nominal control input \hat{u} is provided on the time interval $[t_0, t_f]$, and let the corresponding nominal state be the solution to the system

$$\dot{\hat{x}} = f(\hat{x}, \hat{u}, \mathbb{E}(\Psi(\phi(\hat{x})))), \quad (15)$$

with the initial value $\hat{x}(t_0) = \bar{x}_0$. The GRF Ψ , its mean function μ , and its covariance function Σ , evaluated along the nominal trajectory \hat{x} , are denoted as

$$\hat{\Psi}(t) = \Psi(\phi(\hat{x}(t))), \quad (16a)$$

$$\hat{\mu}(t) = \mu(\phi(\hat{x}(t))), \quad (16b)$$

$$\hat{\Sigma}(t, \tau) = \Sigma(\phi(\hat{x}(t)), \phi(\hat{x}(\tau))). \quad (16c)$$

Note that, unlike \hat{x} and \hat{u} , the function $\hat{\Psi}$ is random: the function $\hat{\Psi}$ is an approximation of Ψ in the sense that the statistics of $\hat{\Psi}$ are evaluated along the nominal trajectory rather than the perturbed trajectory. In other words, the nominal trajectory \hat{x} determines a mapping from the spatially-dependent random field Ψ to the time-dependent random process $\hat{\Psi}$; this relationship is shown graphically in Figure 3. The following result establishes the consistency of the definitions (16).

Proposition IV.1. *The function $\hat{\Psi}(t)$ is a Gaussian random process with mean $\hat{\mu}(t)$ and covariance $\hat{\Sigma}(t, \tau)$.*

Proof. The process $\hat{\Psi}$ is Gaussian since the random field Ψ is Gaussian; it remains only to show that the mean and covariance of $\hat{\Psi}$ are given by $\hat{\mu}$ and $\hat{\Sigma}$. From the definitions (16), we obtain

$$\mathbb{E}(\hat{\Psi}(t)) = \mathbb{E}(\Psi(\phi(\hat{x}(t)))) = \mu(\phi(\hat{x}(t))) = \hat{\mu}(t), \quad (17)$$

and

$$\begin{aligned}
\text{Cov}(\hat{\Psi}(t), \hat{\Psi}(\tau)) &= \text{Cov}(\Psi(\phi(\hat{x}(t))), \Psi(\phi(\hat{x}(\tau)))) \\
&= \Sigma(\phi(\hat{x}(t)), \phi(\hat{x}(\tau))) \\
&= \hat{\Sigma}(t, \tau),
\end{aligned} \tag{18}$$

which yields the desired result. \square

Next, we linearly approximate the system dynamics about the nominal trajectory and mean disturbance $(\hat{x}, \hat{u}, \hat{\mu})$ to obtain

$$\dot{x} \approx f(\hat{x}, \hat{u}, \hat{\mu}) + \frac{\partial f}{\partial x}(x - \hat{x}) + \frac{\partial f}{\partial u}(u - \hat{u}) + \frac{\partial f}{\partial \Psi}(\hat{\Psi} - \hat{\mu}). \tag{19}$$

Define the functions

$$A(t) = \frac{\partial f}{\partial x}, \quad B(t) = \frac{\partial f}{\partial u}, \quad G(t) = \frac{\partial f}{\partial \Psi}, \tag{20}$$

evaluated at $(\hat{x}(t), \hat{u}(t), \hat{\mu}(t))$, and let

$$c(t) = f(\hat{x}, \hat{u}, \hat{\mu}) - A(t)\hat{x} - B(t)\hat{u} - G(t)\hat{\mu}. \tag{21}$$

The linearized system (19) is integrated from time t_k to t_{k+1} to obtain the approximate system evolution

$$x_{k+1} \approx \Phi(t_{k+1}, t_k)x_k + \int_{t_k}^{t_{k+1}} \Phi(t_{k+1}, t)(B(t)u_k + c(t)) dt + \int_{t_k}^{t_{k+1}} \Phi(t_{k+1}, t)G(t)\hat{\Psi}(t) dt, \tag{22}$$

where Φ is the state transition matrix corresponding to $A(t)$. Simplifying, (22) is written as the stochastic difference equation

$$x_{k+1} = A_k x_k + B_k u_k + c_k + w_k, \tag{23}$$

with the values A_k, B_k and c_k taken from (22), and where the Gaussian disturbance term w_k is given by

$$w_k = \int_{t_k}^{t_{k+1}} \Phi(t_{k+1}, t)G(t)\hat{\Psi}(t) dt. \tag{24}$$

As shown in the following result, the mean and covariance of the disturbance term w_k in (23) depend on the system dynamics and on the statistics of the GRF Ψ , via the functions $\hat{\mu}$ and $\hat{\Sigma}$.

Proposition IV.2. *The vectors w_k , for $k = 0, \dots, N - 1$, are jointly Gaussian with mean values*

$$\mathbb{E}(w_k) = \int_{t_k}^{t_{k+1}} \Phi(t_{k+1}, t) G(t) \hat{\mu}(t) dt, \quad (25)$$

and covariances

$$\text{Cov}(w_k, w_\ell) = \int_{t_k}^{t_{k+1}} \int_{t_\ell}^{t_{\ell+1}} \Phi(t_{k+1}, t) G(t) \hat{\Sigma}(t, \tau) G^\top(\tau) \Phi^\top(t_{\ell+1}, \tau) d\tau dt. \quad (26)$$

Proof. The mean term (25) follows from taking the expectation of w_k in (24) and substituting (17). Furthermore,

$$w_k - \mathbb{E}(w_k) = \int_{t_k}^{t_{k+1}} \Phi(t_{k+1}, t) G(t) (\hat{\Psi}(t) - \hat{\mu}(t)) dt. \quad (27)$$

The covariance of w_k and w_ℓ is computed from (27) as

$$\begin{aligned} \text{Cov}(w_k, w_\ell) &= \mathbb{E}\{(w_k - \mathbb{E}(w_k))(w_\ell - \mathbb{E}(w_\ell))^\top\} \\ &= \mathbb{E}\left\{ \int_{t_k}^{t_{k+1}} \Phi(t_{k+1}, t) G(t) (\hat{\Psi}(t) - \hat{\mu}(t)) dt \int_{t_\ell}^{t_{\ell+1}} (\hat{\Psi}(\tau) - \hat{\mu}(\tau)) G^\top(\tau) \Phi^\top(t_{\ell+1}, \tau) d\tau \right\} \\ &= \int_{t_k}^{t_{k+1}} \int_{t_\ell}^{t_{\ell+1}} \Phi(t_{k+1}, t) G(t) \mathbb{E}\{(\hat{\Psi}(t) - \hat{\mu}(t))(\hat{\Psi}(\tau) - \hat{\mu}(\tau))\} G^\top(\tau) \Phi^\top(t_{\ell+1}, \tau) d\tau dt. \end{aligned} \quad (28)$$

Substituting the covariance function $\hat{\Sigma}$ from (18) into (28), we obtain the desired result. Finally, by the definition of a GRF, any finite collection of evaluations of $(\Psi(z_i))$ are jointly Gaussian, and thus integrals over Ψ are also jointly Gaussian. \square

Remark 1. *The system (23) is simply a stochastic difference equation with Gaussian disturbances, but the disturbances are neither (necessarily) independent nor identically distributed. In contrast to the problem often treated in the stochastic control literature, the statistics of the Gaussian disturbances in (23) are derived by both the nominal system motion and by the GRF statistics.*

B. Block-Matrix Formulation

The state process (23) may be equivalently written in block-matrix notation as [5, 19, 23]

$$\begin{bmatrix} x_0 \\ x_1 \\ x_2 \\ \vdots \end{bmatrix} = \begin{bmatrix} I \\ A_0 \\ A_1 A_0 \\ \vdots \end{bmatrix} x_0 + \begin{bmatrix} 0 & 0 \\ B_0 & 0 \\ A_1 B_0 & B_1 \\ \ddots & \ddots \end{bmatrix} \begin{bmatrix} u_0 \\ u_1 \\ \vdots \end{bmatrix} + \begin{bmatrix} 0 \\ c_0 \\ A_1 c_1 \\ \vdots \end{bmatrix} + \begin{bmatrix} 0 & 0 \\ I & 0 \\ A_1 & I \\ \ddots & \ddots \end{bmatrix} \begin{bmatrix} w_0 \\ w_1 \\ \vdots \end{bmatrix}. \quad (29)$$

Let X be a column vector constructed by stacking the states x_k for $k = 0, 1, \dots, N$, and, similarly, let U and W be the column vectors constructed by stacking the controls u_k and disturbances w_k for $k = 0, 1, \dots, N - 1$. For appropriately constructed block matrices \mathbf{A} , \mathbf{B} , and \mathbf{G} as in (29), and with C an appropriately constructed vector, the state process can be written as the linear matrix equation

$$X = \mathbf{A}x_0 + \mathbf{B}U + C + \mathbf{G}W. \quad (30)$$

See Refs. [5, 19, 23] for details on this construction. Letting the block lower-triangular matrix $\mathbf{K} \in \mathbb{R}^{Nm \times (N+1)n}$ be given by

$$\mathbf{K} = \begin{bmatrix} K_{0,0} & 0 & \cdots & 0 \\ K_{1,0} & K_{1,1} & 0 & \cdots & 0 \\ \vdots & & & & \vdots \\ K_{N-1,0} & K_{N-1,1} & K_{N-1,2} & \cdots & 0 \end{bmatrix}, \quad (31)$$

and letting $U \in \mathbb{R}^{Nm}$, $V \in \mathbb{R}^{Nm}$, and $\tilde{X} \in \mathbb{R}^{(N+1)n}$ be the vectors obtained by stacking the closed-loop controls (u_k), the feedforward controls (v_k), and the state deviation (\tilde{x}_k), the control law (8) is given in block-matrix notation as

$$U = \mathbf{K}\tilde{X} + V. \quad (32)$$

Substituting the control (32) into the state equation (30) gives the closed-loop system

$$\tilde{X} = \mathbf{A}\tilde{x}_0 + \mathbf{B}V + C + \mathbf{G}\tilde{W}, \quad (33)$$

$$\tilde{X} = (\mathbf{I} - \mathbf{BK})^{-1}(\mathbf{A}\tilde{x}_0 + \mathbf{G}\tilde{W}). \quad (34)$$

Note that the mean state \tilde{X} depends only on the nominal control V , whereas the random state deviation \tilde{X} depends only on the feedback gain \mathbf{K} .

Following [23], we define the new decision variable $\mathbf{L} \in \mathbb{R}^{Nm \times (N+1)n}$ as

$$\mathbf{L} = \mathbf{K}(\mathbf{I} - \mathbf{BK})^{-1}. \quad (35)$$

Since \mathbf{K} is block lower-triangular and \mathbf{B} is strictly block lower-triangular, the matrix $\mathbf{I} - \mathbf{BK}$ is invertible. It follows that \mathbf{L} is block lower-triangular and satisfies

$$\mathbf{I} + \mathbf{BL} = (\mathbf{I} - \mathbf{BK})^{-1}, \quad (36)$$

$$\mathbf{K} = \mathbf{L}(\mathbf{I} + \mathbf{BL})^{-1}. \quad (37)$$

Therefore, we optimize over \mathbf{L} in place of \mathbf{K} [23].

Using the decision variable \mathbf{L} as in (35) results in the closed-loop system

$$\bar{X} = \mathbf{A}\bar{x}_0 + \mathbf{B}V + \mathbf{C} + \mathbf{G}\bar{W}, \quad (38)$$

$$\tilde{X} = (\mathbf{I} + \mathbf{B}\mathbf{L})(\mathbf{A}\bar{x}_0 + \mathbf{G}\tilde{W}). \quad (39)$$

The state and control processes X and U are thus approximately, due to the linearization, Gaussian distributed with mean $\mathbb{E}(X) = \bar{X}$ as in (38), $\mathbb{E}(U) = V$, and covariances

$$\mathbf{P}_X = \text{Cov}(X) = (\mathbf{I} + \mathbf{B}\mathbf{L})\mathbf{S}(\mathbf{I} + \mathbf{B}\mathbf{L})^\top, \quad (40)$$

$$\mathbf{P}_U = \text{Cov}(U) = \mathbf{L}\mathbf{S}\mathbf{L}^\top, \quad (41)$$

where

$$\mathbf{S} = \mathbf{A}\mathbf{P}_0\mathbf{A}^\top + \mathbf{G}\text{Cov}(W)\mathbf{G}^\top. \quad (42)$$

The elements of the mean disturbance vector \bar{W} and the covariance matrix $\text{Cov}(W)$ are obtained from the integrals (25) and (26).

C. Chance Constraints

Consider next the state chance constraint (9). Notice that the inner product $a_{i,k}^\top x_k$ is a Gaussian random variable with mean $a_{i,k}^\top \mathbb{E}(x_k)$ and covariance $a_{i,k}^\top \text{Cov}(x_k) a_{i,k}$. It follows that

$$\mathbb{P}(a_{i,k}^\top x_k \leq \alpha_{i,k}) = \text{cdfn} \left(\frac{\alpha_{i,k} - a_{i,k}^\top E_k \bar{X}}{\sqrt{a_{i,k}^\top E_k \mathbf{P}_X E_k^\top a_{i,k}}} \right), \quad (43)$$

where cdfn is the normal cumulative distribution function. Taking the inverse of the normal cumulative distribution function and rearranging terms, we obtain

$$\mathbb{P}(a_{i,k}^\top x_k > \alpha_{i,k}) \leq p_{i,k}^x \iff \text{cdfn}^{-1}(1 - p_{i,k}^x) \|\mathbf{S}^{1/2} (\mathbf{I} + \mathbf{B}\mathbf{L})^\top E_k^\top a_{i,k}\| + a_{i,k}^\top E_k (\mathbf{A}\bar{x}_0 + \mathbf{B}V + \mathbf{C} + \mathbf{G}\bar{W}) \leq \alpha_{i,k}, \quad (44)$$

where $\mathbf{S}^{1/2}$ denotes a matrix satisfying $\mathbf{S} = (\mathbf{S}^{1/2})^\top \mathbf{S}^{1/2}$, and where $E_k \in \mathbb{R}^{n \times (N+1)n}$ is a matrix defined such that $E_k X = x_k$. Similarly, for the control constraints (9) one obtains

$$\mathbb{P}(b_{i,k}^\top u_k > \beta_{i,k}) \leq p_{i,k}^u \iff \text{cdfn}^{-1}(1 - p_{i,k}^u) \|\mathbf{S}^{1/2} \mathbf{L}^\top E_k^{u\top} b_{i,k}\| + b_{i,k}^\top E_k^u V \leq \beta_{i,k}, \quad (45)$$

where $E_k^u \in \mathbb{R}^{m \times Nm}$ such that $E_k^u U = u_k$.

D. Terminal Distribution Constraints

The final state mean constraint is given by

$$\mathbb{E}(x_f) = E_N(\mathbf{A}\bar{x}_0 + \mathbf{B}V + C + \mathbf{G}\bar{W}) = \bar{x}_f, \quad (46)$$

which is convex in the decision variable V . The final state covariance constraint is given by

$$E_N(\mathbf{I} + \mathbf{B}\mathbf{L})\mathbf{S}(\mathbf{I} + \mathbf{B}\mathbf{L})^\top E_N^\top \leq P_f, \quad (47)$$

which may be equivalently written as [5]

$$\|\mathbf{S}^{1/2}(\mathbf{I} + \mathbf{B}\mathbf{L})^\top E_N^\top P_f^{-1/2}\| \leq 1, \quad (48)$$

which is a convex constraint in terms of \mathbf{L} . Note that, by assumption, P_f is positive definite, and hence $P_f^{-1/2}$ exists.

E. Cost Function

The cost J_1 is rewritten in terms of the decision variables \mathbf{L} and V as

$$J_1(\mathbf{L}, V) = \text{tr} \left\{ ((\mathbf{I} + \mathbf{B}\mathbf{L})^\top \mathbf{Q}(\mathbf{I} + \mathbf{B}\mathbf{L}) + \mathbf{L}^\top \mathbf{R}\mathbf{L})\mathbf{S} \right\} + \|\mathbf{A}\bar{x}_0 + \mathbf{B}V + C + \mathbf{G}\bar{W} - X^d\|_{\mathbf{Q}}^2 + V^\top \bar{\mathbf{R}}V. \quad (49)$$

where $\mathbf{Q} \in \mathbb{R}^{(N+1)n \times (N+1)n}$ and $\mathbf{R} \in \mathbb{R}^{Nm \times Nm}$ and $\bar{\mathbf{R}}$ are block-diagonal matrices given by

$$\mathbf{Q} = \begin{bmatrix} Q_0 & & & & \\ & \ddots & & & \\ & & Q_{N-1} & & \\ & & & & 0 \end{bmatrix}, \quad \mathbf{R} = \begin{bmatrix} R_0 & & & & \\ & \ddots & & & \\ & & & & \\ & & & & R_{N-1} \end{bmatrix}, \quad \bar{\mathbf{R}} = \begin{bmatrix} \bar{R}_0 & & & & \\ & \ddots & & & \\ & & & & \\ & & & & \bar{R}_{N-1} \end{bmatrix}. \quad (50)$$

Next, we consider the expression of the cost J_2 . Following the analysis in subsection IV.C, and since $\xi^\top x_f$ is a Gaussian random variable, we have the relationship

$$\mathbb{P}(\xi^\top x_f \leq \gamma) = \text{cdfn} \left(\frac{\gamma - \xi^\top \mathbb{E}(x_f)}{\sqrt{\xi^\top \text{Cov}(x_f) \xi}} \right). \quad (51)$$

We can thus rewrite the inequality in the cost definition (13) as

$$\mathbb{P}(\xi^\top x_f > \gamma) \leq p_f \iff \xi^\top \mathbb{E}(x_f) + \sqrt{\xi^\top \text{Cov}(x_f) \xi} \text{cdfn}^{-1}(1 - p_f) \leq \gamma. \quad (52)$$

The minimum value $\gamma^* = J_2$ that satisfies the inequality (52) is obtained by setting equality in (52). After substituting the decision variables \mathbf{L} and V from (38) and (39) into (52) and simplifying, we obtain the cost J_2 as the convex function

$$J_2(\mathbf{L}, V) = \xi^\top (\mathbf{A}\bar{x}_0 + \mathbf{B}V + \mathbf{C} + \mathbf{G}\bar{W}) + \text{cdfn}^{-1}(1 - p_f) \|\mathbf{S}^{1/2}(\mathbf{I} + \mathbf{B}\mathbf{L})^\top E_N^\top \xi\|. \quad (53)$$

F. Iterative Covariance Steering

In the previous subsections, we have formulated the original stochastic optimal control problem as a convex optimization program with respect to a provided nominal control input. A solution to the original, nonlinear problem can be obtained by iteratively solving the convexified problem; this procedure is, in general, referred to as successive convex programming [20, 24, 25].

First, we must introduce the following *trust region* constraints that serve to restrict each successive convex problem to a domain in which the convex approximation remains valid:

$$\|\bar{u}_k - \hat{u}_k\|_{M_k^u} \leq \Delta^u, \quad (54)$$

$$\|\bar{x}_k - \hat{x}_k\|_{M_k^x} \leq \Delta^x, \quad (55)$$

where M_k^u and M_k^x are positive semi-definite weight matrices and where Δ^u and Δ^x are given deviation limits. The subproblem to be solved, which we refer to as the covariance steering problem, is therefore given as the following convex optimization problem.

$$\min_{L, V} \quad \text{tr} \{ ((I + \mathbf{BL})^\top \mathbf{Q} (I + \mathbf{BL}) + \mathbf{L}^\top \mathbf{RL}) \mathbf{S} \} + \|\bar{X} - X^d\|_{\mathbf{Q}}^2 + V^\top \bar{\mathbf{R}} V \\ + \eta \{ \xi^\top \bar{X} + \text{cdfn}^{-1}(1 - p_f) \|\mathbf{S}^{1/2} (I + \mathbf{BL})^\top E_N^\top \xi\| \} \quad (56a)$$

$$\text{subject to} \quad \text{cdfn}^{-1}(1 - p_{i,k}^x) \|\mathbf{S}^{1/2} (I + \mathbf{BL})^\top E_k^\top a_{i,k}\| + a_{i,k}^\top E_k \bar{X} \leq \alpha_{i,k}, \quad \forall (i, k) \in \mathcal{X}, \quad (56b)$$

$$\text{cdfn}^{-1}(1 - p_{i,k}^u) \|\mathbf{S}^{1/2} \mathbf{L}^\top E_k^{u\top} b_{i,k}\| + b_{i,k}^\top E_k^u V \leq \beta_{i,k}, \quad \forall (i, k) \in \mathcal{U}, \quad (56c)$$

$$E_N \bar{X} = \bar{x}_f, \quad (56d)$$

$$\|\mathbf{S}^{1/2} (I + \mathbf{BL})^\top E_N^\top P_f^{-1/2}\| \leq 1, \quad (56e)$$

$$\|E_k^u V - \hat{u}_k\|_{M_k^u} \leq \Delta^u, \quad \forall k \in \{0, \dots, N-1\}, \quad (56f)$$

$$\|E_k \bar{X} - \hat{x}_k\|_{M_k^x} \leq \Delta^x, \quad \forall k \in \{1, \dots, N\}, \quad (56g)$$

where the matrix \mathbf{S} is given in (42) and the vector \bar{X} , which depends on V , is given in (38). The resulting successive convex programming algorithm is summarized in Algorithm 1.

Algorithm 1: Iterative Covariance Steering in a Gaussian Random Field

Input: Initial state mean and covariance \bar{x}_0, P_0 , initial control guess \hat{u} , time partition \mathcal{P}

Output: Control law parameters $(K_{k,\ell}), (v_k), (\bar{x}_k)$

- 1 **while** *termination criteria not met* **do**
 - 2 Propagate nominal trajectory (15);
 - 3 Linearize (19);
 - 4 Discretize (22);
 - 5 Calculate disturbance statistics (25), (26);
 - 6 Solve convex program (56);
 - 7 Set control law (8);
 - 8 Set new nominal control $\hat{u}_k \leftarrow \bar{u}_k$;
 - 9 **end**
-

V. Numerical Examples

In this section the developed theory is illustrated using two examples. The first example is a double integrator subjected to a random position-dependent external force. The second example treats aerocapture guidance around a planet with altitude-dependent density variations.

A. Double Integrator

Consider a single-dimensional double integrator with position r and velocity v given as unitless values. A GRF $\Psi(r)$ acts as an external force on the system, as a function of the position, in addition to a control force u . This system is

described by the equations

$$\begin{bmatrix} \dot{r} \\ \dot{v} \end{bmatrix} = \begin{bmatrix} v \\ u + \Psi(r) \end{bmatrix}. \quad (57)$$

The state is normally distributed at the initial time by

$$\begin{bmatrix} r(t_0) \\ v(t_0) \end{bmatrix} \sim \mathcal{N} \left(\begin{bmatrix} 0.1 \\ 0.1 \end{bmatrix}, \begin{bmatrix} \sigma_r^2 & 0 \\ 0 & \sigma_v^2 \end{bmatrix} \right), \quad (58)$$

where $3\sigma_r = 0.05$ and $3\sigma_v = 0.01$. The force input Ψ is assumed to have zero mean and locally-periodic covariance

$$\Sigma(r, r') = \sigma_\Psi^2 \exp \left(-\frac{2 \sin^2(\pi|r - r'|/p)}{\ell_p^2} \right) \exp \left(-\frac{(r - r')^2}{2\ell_e^2} \right), \quad (59)$$

where $\sigma_\Psi^2 = 2 \times 10^{-6}$ is the variance, $p = 0.35$ is the period, $\ell_p = 0.8$ is the periodic length scale, and $\ell_e = 1$ is the exponential-quadratic length scale. Samples of Ψ are plotted in Figure 4.

We consider the system over the time interval $[0, 5]$ with $\mathcal{P} = (0, 1, \dots, 5)$, and so $N = 5$. The distribution of the state at the final time is constrained by

$$\bar{x}(t_f) = \begin{bmatrix} 0.6 \\ 0.1 \end{bmatrix}, \quad P(t_f) \leq P_f = \begin{bmatrix} \sigma_r^2 & 0 \\ 0 & \sigma_v^2 \end{bmatrix}. \quad (60)$$

At each step k , the state is constrained to lie in the region between two lines passing through the point $(0.7, 0.1)$ having slopes $\pm 0.05/0.1$, which is shown by dashed lines in Figure 5, with a probability of at least 0.9973. Translating into the format (9), and leveraging the subadditivity of probability, this chance constraint is represented by

$$a_{1,k} = \begin{bmatrix} 0.212766 \\ 8.51064 \end{bmatrix}, \quad a_{2,k} = \begin{bmatrix} 0.30303 \\ -12.1212 \end{bmatrix}, \quad (61)$$

and $\alpha_{1,k} = 1$, $\alpha_{2,k} = -1$, and $p_{i,k}^x = (1 - 0.9973)/2$ for $i = 1, 2$. The running control weight is $R_k = \bar{R}_k = 1$ and the state weight Q_k is zero. We only consider the quadratic cost J_1 , and therefore we set $\eta = 0$.

Algorithm 1 was run for a single iteration from an initial guess of zero control, without explicit termination criteria, and the resulting open and closed-loop trajectories are shown in Figure 5. While for the closed-loop trajectory the confidence ellipses are not entirely within the constrained region, the chance constraints were satisfied based on 5,000 Monte Carlo trials.

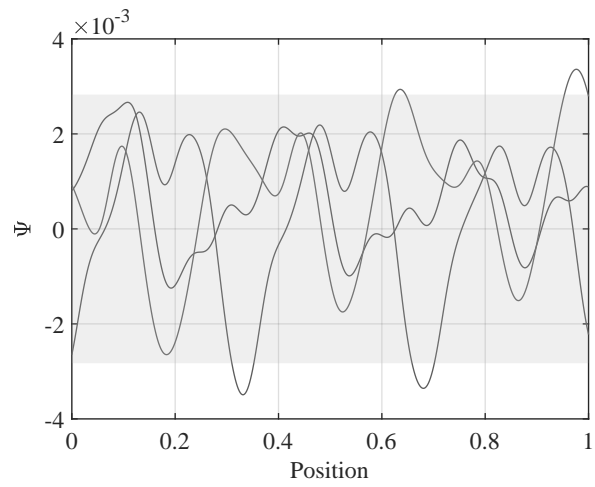


Fig. 4 Samples of Ψ with shaded 2σ confidence interval

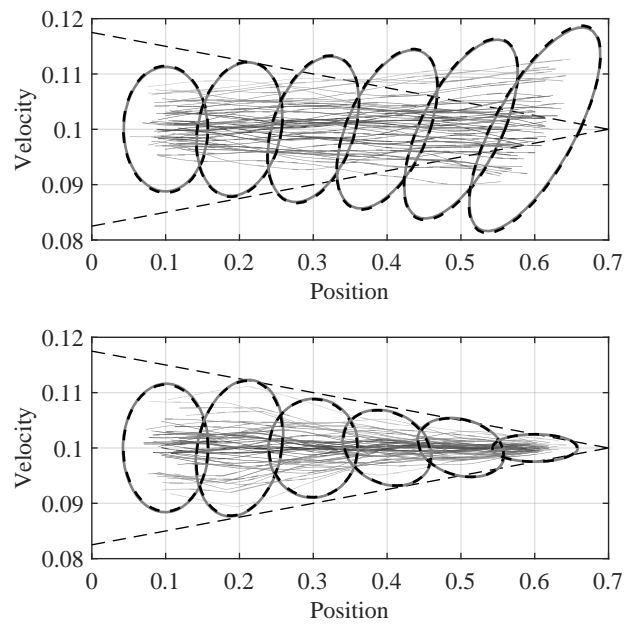


Fig. 5 Open-loop (top) and closed-loop (bottom) trajectories of the double integrator system with 99.73% confidence ellipses computed from linear covariance (black, dashed) and 5,000 trial Monte Carlo (gray, solid).

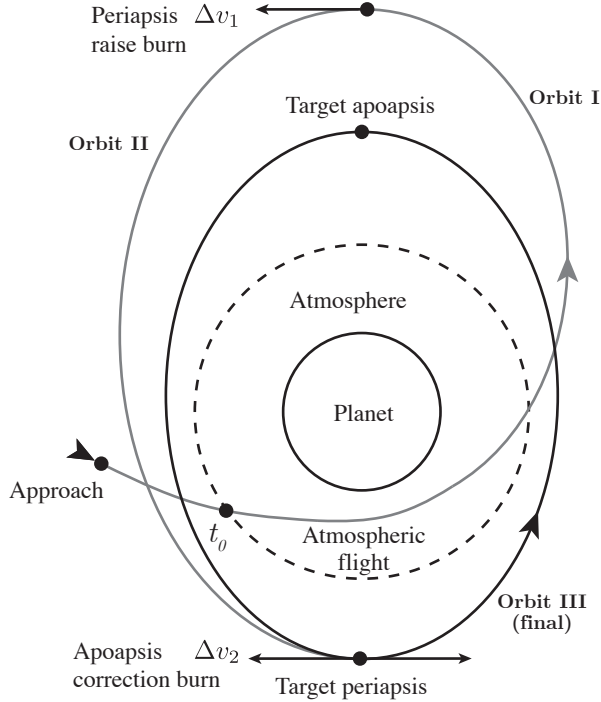


Fig. 6 Aerocapture mission overview

B. Aerocapture

In this subsection, we apply Algorithm 1 to the problem of aerocapture guidance, which was briefly described in Section I. First, we review and motivate the aerocapture problem.

Concept studies have shown that using aerocapture in place of an all-propulsive system can have significant benefits in many future interplanetary space missions. For instance, aerocapture can increase the delivered mass to a science orbit around Neptune by 1.4 times [13, 26, 27], can decrease the required launch mass for a Mars robotic mission by 3-4 times [28], and can decrease the required mass for a Titan robotic mission by between 40 and 80% [29, 30]. While recent works have studied open-loop aerocapture with parametric uncertainty [31] and with density uncertainty modeled as a GRF [2, 32], treating closed-loop aerocapture with uncertainty remains an open problem.

1. Mission Design

The aerocapture mission profile is shown in Figure 6. Following atmospheric flight, the vehicle will perform a periapsis raising burn (to raise the periapsis out of the planet’s atmosphere) followed by an apoapsis clean up burn. Both the final orbit and the Δv cost are determined by the target periapsis and target apoapsis; the Δv cost is also determined by the vehicle state following the atmospheric flight segment.

Let r , v , and γ be the vehicle radius, planet-relative velocity, and planet-relative flight path angle (FPA). The apoapsis

radius of the orbit following atmospheric flight is a function of the state $x_f = (r_f, v_f, \gamma_f)$ at the final time, given by

$$r_{a,\text{ex}} = a_{\text{ex}} \left(1 + \sqrt{1 - \frac{r_f^2 v_f^2 \cos^2 \gamma_f}{\mu_{\text{grav}} a_{\text{ex}}}} \right), \quad (62)$$

where μ_{grav} is the planet's gravitational parameter, and where a_{ex} is the semi-major axis at atmospheric exit given by

$$a_{\text{ex}} = \frac{\mu_{\text{grav}}}{2\mu_{\text{grav}}/r_f - v_f^2}. \quad (63)$$

Following the atmospheric flight segment, the vehicle coasts to its apoapsis, where it has velocity

$$v_{a_1}^- = \sqrt{v_f^2 + 2\mu_{\text{grav}} \left(\frac{1}{r_{a,\text{ex}}} - \frac{1}{r_f} \right)}. \quad (64)$$

However, the required velocity at the radius $r_{a,\text{ex}}$ for the periapsis to equal to the desired periapsis $r_{p,\text{targ}}$ is

$$v_{a_1}^+ = \sqrt{2\mu_{\text{grav}} \left(\frac{1}{r_{a,\text{ex}}} - \frac{1}{r_{a,\text{ex}} + r_{p,\text{targ}}} \right)}. \quad (65)$$

The first impulsive maneuver increases the velocity from $v_{a_1}^-$ to $v_{a_1}^+$, and hence

$$\Delta v_1 = v_{a_1}^+ - v_{a_1}^-. \quad (66)$$

Next, the vehicle coasts to the periapsis $r_{p,\text{targ}}$, where it has velocity

$$v_{p_1}^- = \sqrt{2\mu_{\text{grav}} \left(\frac{1}{r_{p,\text{targ}}} - \frac{1}{r_{a,\text{ex}} + r_{p,\text{targ}}} \right)}, \quad (67)$$

whereas the velocity at this point required for the apoapsis to be equal to the target apoapsis $r_{a,\text{targ}}$ is

$$v_{p_1}^+ = \sqrt{2\mu_{\text{grav}} \left(\frac{1}{r_{p,\text{targ}}} - \frac{1}{r_{a,\text{targ}} + r_{p,\text{targ}}} \right)}. \quad (68)$$

The second impulsive maneuver corrects the discrepancy in the velocity at periapsis, and thus

$$\Delta v_2 = |v_{p_1}^+ - v_{p_1}^-|. \quad (69)$$

The total fuel cost is the sum

$$\Delta v = \Delta v_1 + \Delta v_2. \quad (70)$$

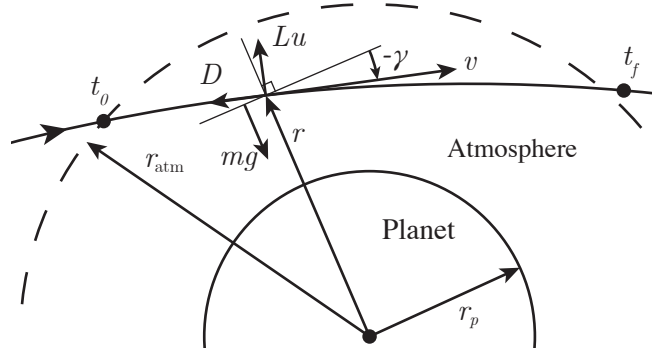


Fig. 7 Atmospheric flight coordinates with lift L and drag D

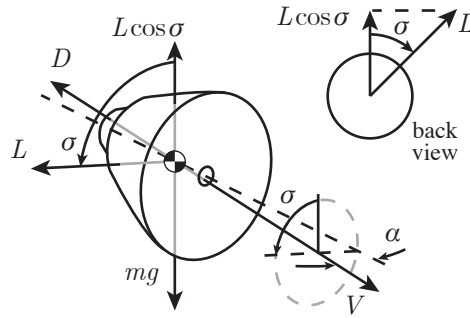


Fig. 8 Bank angle control with bank angle σ and angle of attack α

2. Atmospheric Flight

During atmospheric flight, which is described in Figure 7, a vehicle flying at a trimmed angle of attack can steer by banking the lift vector about the velocity vector, as shown in Figure 8. The vertical component in the lift vector is set via the cosine of the bank angle, and the sign of the bank angle is set for lateral control. In this example, we only consider the longitudinal guidance, and so the control input during atmospheric flight is the bank angle cosine. For a more general treatment, a separate lateral channel could be added to determine the bank sign [15], and the covariance function could be modified to be a function of longitude and latitude in addition to altitude.

The vehicle dynamics during atmospheric flight are described by the system of equations

$$\dot{r} = v \sin \gamma, \quad (71a)$$

$$\dot{v} = -\frac{\rho(r)v^2}{2B_c} - \frac{\mu_{\text{grav}} \sin \gamma}{r^2}, \quad (71b)$$

$$\dot{\gamma} = \frac{\rho(r)v(L/D)}{2B_c}u - \left(\frac{\mu_{\text{grav}}}{r^2} - \frac{v^2}{r} \right) \frac{\cos \gamma}{v}, \quad (71c)$$

where the input u is the cosine of the bank angle, ρ is atmospheric density, L/D is the lift-to-drag ratio, and $B_c = m/SC_D$ is the spacecraft ballistic coefficient in terms of mass m , reference area S , and drag coefficient C_D . The ballistic

coefficient and lift-to-drag ratio are set to $B_c = 150 \text{ kg/m}^2$ and $L/D = 0.2$. The planet is Mars, which is modeled as a sphere of radius $r_p = 3397 \text{ km}$ and gravitational parameter $\mu_{\text{grav}} = 4.2828 \times 10^{13} \text{ m}^3/\text{s}^2$. At the initial time, the state has mean $\bar{x}_0 = (\bar{r}_0, \bar{v}_0, \bar{\gamma}_0)$, with $\bar{r}_0 = 125 \text{ km} + r_p$, $\bar{v}_0 = 6.1 \text{ km/s}$, and $\bar{\gamma}_0 = -10.0128^\circ$. The initial flight path angle is set so that a constant control input $u \equiv 0$ results in the apoapsis after atmospheric exit $r_{a,\text{ex}}$ being equal to the target apoapsis $r_{a,\text{targ}}$. While the proposed method allows for the initial state to be Gaussian distributed, for this example we set the initial state covariance to be zero so that the effect of the atmospheric disturbances is more clear.

The atmospheric density is given by

$$\rho = \bar{\rho}(1 + \delta\rho), \quad (72)$$

where $\bar{\rho}$ is a known, smooth function describing the nominal density. The *density variation* $\delta\rho$ is a zero-mean GRF taking values as a function of the altitude $h = r - r_p$, where r_p is the planet radius. Based on the MarsGRAM atmosphere model [1], we define the density variation covariance function as

$$\Sigma(h_1, h_2) = \exp\left(-\frac{|h_1 - h_2|}{H_{\text{scale}}}\right) \times \begin{cases} b(\min(h_1, h_2)), & \min(h_1, h_2) < h_{\text{trans}}, \\ \sigma_{\rho,\text{max}}^2, & \min(h_1, h_2) \geq h_{\text{trans}}, \end{cases} \quad (73)$$

where H_{scale} is the scale height, and where

$$b(h) = \sigma_{\rho,\text{max}}^2 \exp\left(\frac{h - h_{\text{trans}}}{c_{\text{scale}}}\right). \quad (74)$$

The constants h_{trans} and c_{scale} determine the scale of the exponential variance model, and $\sigma_{\rho,\text{max}}^2$ is the maximum density variance, which is realized for altitudes $h \geq h_{\text{trans}}$. We use the values $H_{\text{scale}} = 11.1 \text{ km}$, $\sigma_{\rho,\text{max}}^2 = 1480 \text{ (kg/m}^3\text{)}^2$, $h_{\text{trans}} = 120 \text{ km}$, and $c_{\text{scale}} = 20 \text{ km}$. The nominal density and samples of $\delta\rho$ are shown in Figures 9 and 10. The nominal density $\bar{\rho}(h)$ is provided by MarsGRAM [1]. We remark that while in this example the atmosphere is taken as a function of the altitude, more general models including longitude and latitude dependence could also be used, provided an appropriate covariance function.

Without loss of generality, we let $t_0 = 0$. The final time is set to $t_f = 400 \text{ s}$ and $\mathcal{P} = (0, 50, 75, \dots, 425, 450, 400) \text{ s}$.

3. Feedback Control Design

The bank angle control during atmospheric flight is determined to minimize the Δv required to reach the target orbit apoapsis $r_{a,\text{targ}} = 5r_p$ and periapsis $r_{p,\text{targ}} = 2r_p$. Since in the stochastic setting Δv is a random variable, we are able to explicitly minimize the 99th percentile of the total Δv cost, rather than simply minimizing the expected Δv cost. To this

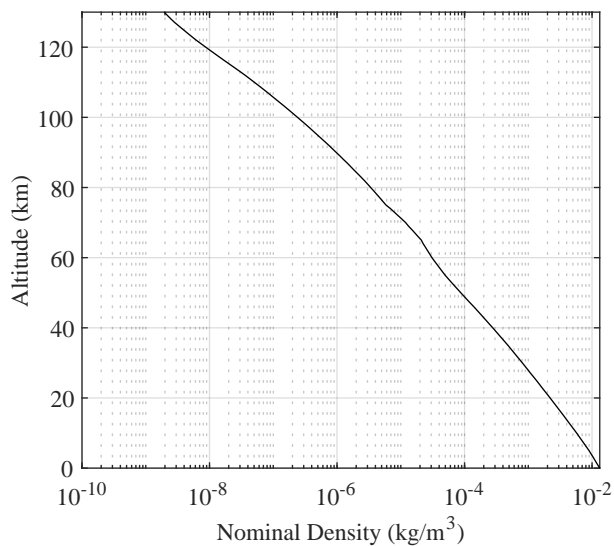


Fig. 9 Nominal density profile

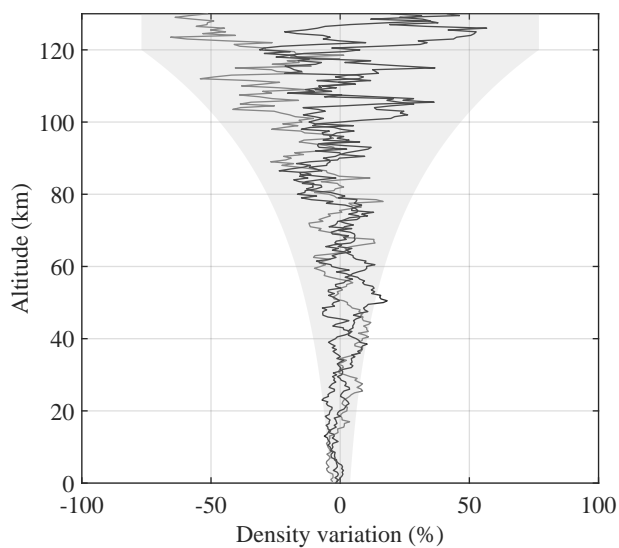


Fig. 10 Samples from the density variation process with the 2σ confidence interval shaded

end, we approximate Δv from (70) to first order as

$$\Delta v(x_f) \approx \Delta v(\hat{x}_f) + \left. \frac{\partial \Delta v}{\partial x_f} \right|_{\hat{x}_f} (x_f - \hat{x}_f), \quad (75)$$

where \hat{x}_f is obtained from integrating the nominal dynamics (15), and set

$$\xi^\top = \frac{\partial \Delta v}{\partial x_f}. \quad (76)$$

The cost J_2 as in (13) with ξ as in (76) and with $p_f = 0.1$ is thus approximately equal to the 99th percentile of Δv . Since, in this case, the final state mean and covariance are included in the cost function, we do not enforce the final state constraints (11).

Leveraging the subadditivity of probability, we constrain the probability that $u_k \in [-1, +1]$ to be at least 0.9973 by enforcing the constraints

$$\mathbb{P}(u_k \leq 1) \geq 1 - p^u/2, \quad \text{and} \quad \mathbb{P}(u_k \geq -1) \geq 1 - p^u/2, \quad (77)$$

for $p^u = 1 - 0.9973$, and for $k = 0, \dots, N - 1$.

The desired trajectory is set as $x_k^d = \bar{x}_k$ so that the state-error penalty Q_k penalizes the running state covariance. In particular, we penalize variations in the dynamic pressure $q = \rho v^2/2$, since excessive deviation from the nominal lift and drag forces will invalidate the linear approximation of the dynamics. We thus set

$$Q_k = \hat{q}^{-2} \begin{pmatrix} \frac{\partial q}{\partial x} \end{pmatrix}^\top \begin{pmatrix} \frac{\partial q}{\partial x} \end{pmatrix}, \quad (78)$$

where \hat{q} is the dynamic pressure along the nominal trajectory, and where the terms on the right-hand side of (78) are evaluated at \hat{x}_k . The running control weights are set to $R_k = 2 \times 10^{-2}$ and $\bar{R}_k = 0$ for each step k , and $\eta = 1$. The first and final time steps are taken to be longer than the intermediate steps to improve computational performance, since smaller time steps in these regions was observed to not be beneficial.

Finally, the change in the mean control for each iteration was limited as in (54) with $\Delta u = 0.1$ and $M_k^u = 1$; the change in the mean final state was constrained as in (55) with $\Delta x = 0.1r_p$, $M_N^x = (\partial r_{a,\text{ex}}/\partial x)^\top (\partial r_{a,\text{ex}}/\partial x)$, and $M_k^x = 0$ for $k = 1, \dots, N - 1$.

4. Results

Algorithm 1 was run for three iterations, starting with the initial control guess $\hat{u}_k = 0$ for all $k = 0, \dots, N - 1$. The number of iterations was fixed, and the termination of the algorithm was determined by user feedback. The nominal aerocapture trajectory resulting from both the initial guess and from the final nominal control are shown in Figure 11.

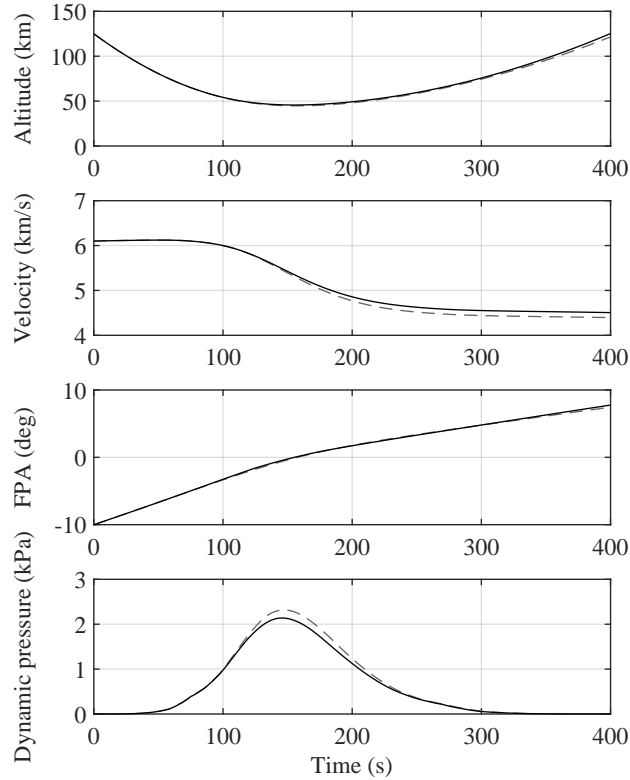


Fig. 11 Nominal aerocapture trajectories for the initial control guess (dashed) and the final iteration (solid).

The resulting probability distributions of Δv following each iteration, including the initial open-loop guess, were computed by both the linear covariance approximation and by a 5,000 trial Monte Carlo, and are plotted in Figure 12. First, we note that the linear covariance approximation (plotted as a PDF) reasonably approximates the empirical distribution (shown as a histogram) obtained from Monte Carlo. One source of error between the linear covariance and the Monte Carlo distributions follows from the absolute value in the Δv cost corresponding to the apoapsis cleanup burn. Regardless, as shown by Figure 12, the linear covariance approximation serves as a useful surrogate for the optimization. Despite, for example, the mismatch of the linear covariance probability density in Figure 12(c), the Monte Carlo distribution is consistently shifted and shaped in each iteration to have a lower upper percentile cost. Using the final control law, the 99th percentile of Δv from the 5,000 Monte Carlo trails was 314 m/s, whereas to the open loop 99th percentile was 717 m/s.

Next, consider the control inputs for each iteration, shown in Figure 13. With progressive iterations, the nominal control tends to increase the vertical lift in the first part of the trajectory while decreasing the lift in the final part of the trajectory. Around the maximum dynamic pressure, which occurs nominally at 147 s, the nominal vertical lift is set to almost zero by the final iteration, which allows for the feedback control to have higher variance while ensuring that the control remains between ± 1 with high probability.

Sample Monte Carlo state error and control trajectories from the initial open-loop guess and from the final optimized

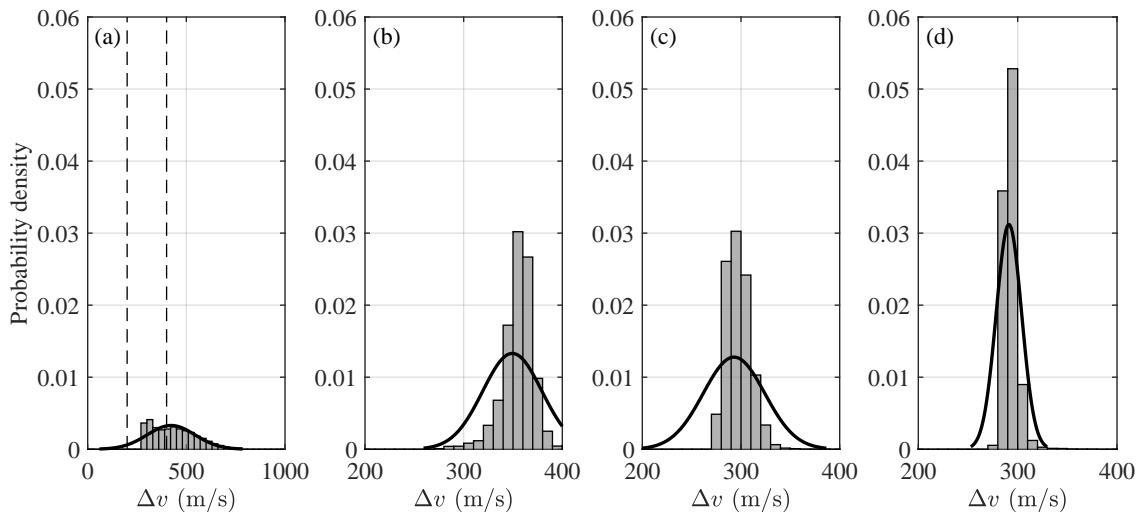


Fig. 12 Δv probability density for each iteration of Algorithm 1. Note that plots (b–d) only show from 200 to 400 m/s, which is the interval between the dashed lines in plot (a).

closed-loop trajectory are shown in Figures 14 and 15. In both of these figures, the $\pm 3\sigma$ bounds on the states computed from Monte Carlo are shown as dashed lines; in the control plots the dashed lines show the control limits, and stars mark the mean and $\pm 3\sigma$ bounds on the control computed from Monte Carlo. Note that the control inputs were saturated, despite the $\pm 3\sigma$ limits lying slightly outside the input bounds. At each discrete time step t_k , the $\pm 3\sigma$ bounds computed by the linear covariance approximation are shown by error bars. Interestingly, the linear covariance approximation is more accurate for the guess trajectory shown in Figure 14, similar to the improved accuracy of the Δv approximation for the guess trajectory in Figure 12. The decreased approximation accuracy along the optimized trajectory is a consequence of the closed-loop control, since, as shown in Figure 16, deviations in dynamic pressure from the nominal trajectory increase in response to corrective controls.

Finally, we return to the approximation of the density statistics by evaluating the covariance function along the nominal trajectory, which is the fundamental assumption used to represent the spatially-defined density uncertainty as a temporal random process. Samples of the density variation along Monte Carlo sample trajectories are plotted in Figure 17 along with $\pm 3\sigma$ bounds computed by both Monte Carlo and from the approximate covariance function $\hat{\Sigma}(t, t)$ as in (16). The close agreement between the Monte Carlo covariance and the approximate covariance $\hat{\Sigma}$ suggests that, at least for the present aerocapture problem, taking the random field statistics to be a function of time along the nominal trajectory is a good approximation.

VI. Conclusion

In this paper, a method is presented for chance-constrained stochastic control of systems subjected to a spatially-dependent uncertainty modeled as a GRF. Along a fixed nominal trajectory, spatially-dependent uncertainty becomes

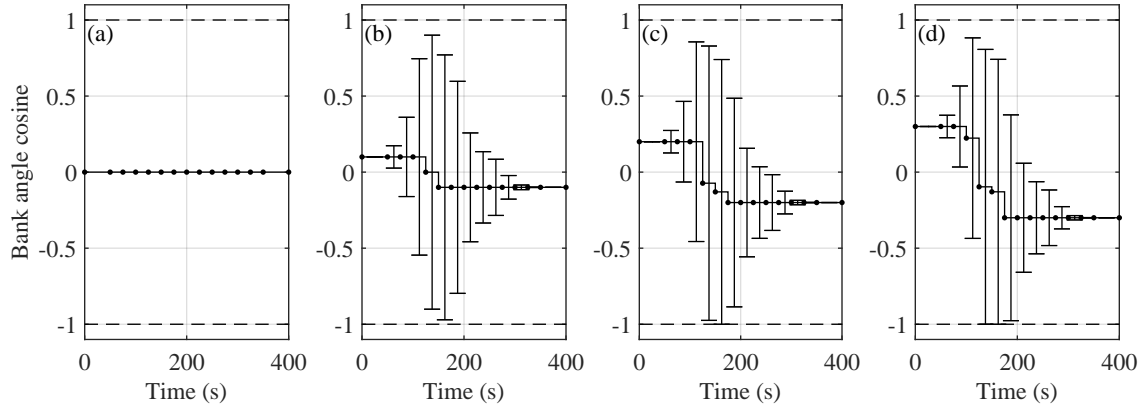


Fig. 13 Control inputs with $\pm 3\sigma$ confidence intervals computed from linear covariance for each iteration of Algorithm 1.

time-dependent, and accordingly, spatial correlations are approximated as temporal correlations. An integral equation is derived to compute the temporal correlations of random disturbances on a dynamical system due to a GRF. Following a linear approximation of the system dynamics, the joint optimization of the nominal and feedback controls is derived as a convex program. The solution to the original stochastic optimal control problem is obtained by successively performing convex optimization with respect to the linearized system. The proposed method was demonstrated on both a simple double integrator example and on a realistic aerocapture problem. In future work, the proposed method can be applied to problems with more sophisticated disturbance models, such as aerocapture or hypersonic vehicle guidance with a three-dimensional atmosphere model.

Funding Sources

This work was supported by NASA Space Technology Research Fellowship award 80NSSC17K0093.

References

- [1] Justus, C., James, B., Bougher, S., Bridger, A., Haberle, R., Murphy, J., and Engel, S., “Mars-GRAM 2000: A Mars Atmospheric Model for Engineering Applications,” *Advances in Space Research*, Vol. 29, No. 2, 2002, pp. 193–202. doi:10.1016/S0273-1177(01)00569-5.
- [2] Ridderhof, J., and Tsiotras, P., “Stochastic Atmosphere Modeling for Risk Adverse Aerocapture Guidance,” *IEEE Aerospace Conference*, Big Sky, MT, 2020. doi:10.1109/AERO47225.2020.9172724.
- [3] Lee, K. M. B., Yoo, C., Hollings, B., Anstee, S., Huang, S., and Fitch, R., “Online Estimation of Ocean Current from Sparse GPS Data for Underwater Vehicles,” *IEEE International Conference on Robotics and Automation*, Montreal, Canada, 2019, pp. 3443–3449. doi:10.1109/ICRA.2019.8794308.

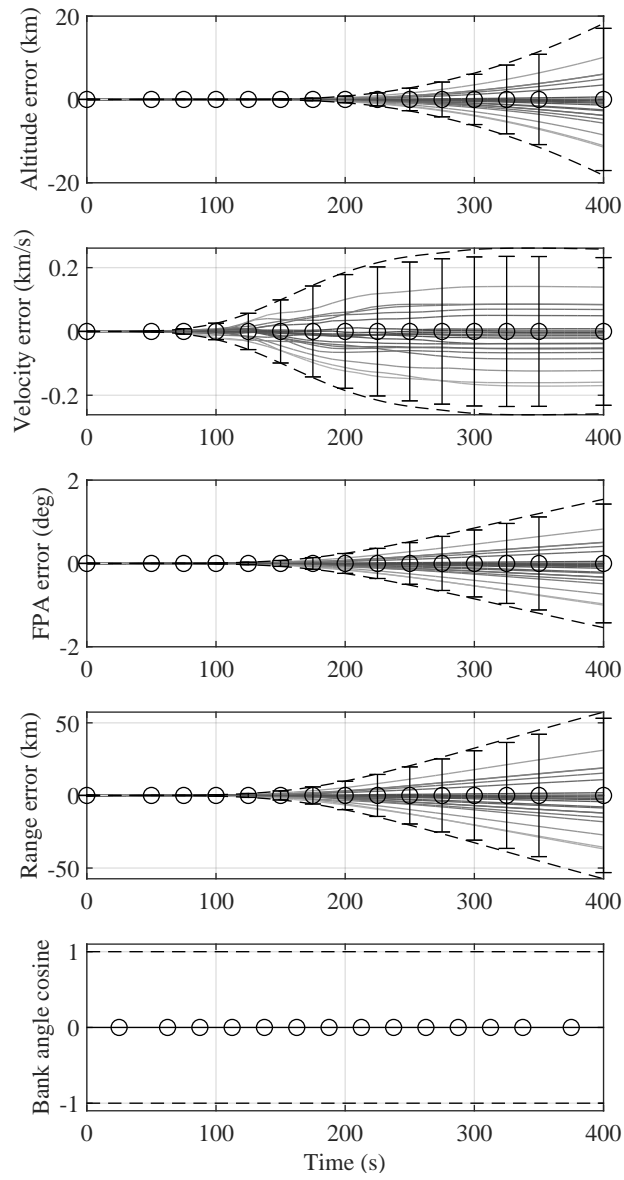


Fig. 14 State error trajectories and control inputs for the initial open-loop trajectory

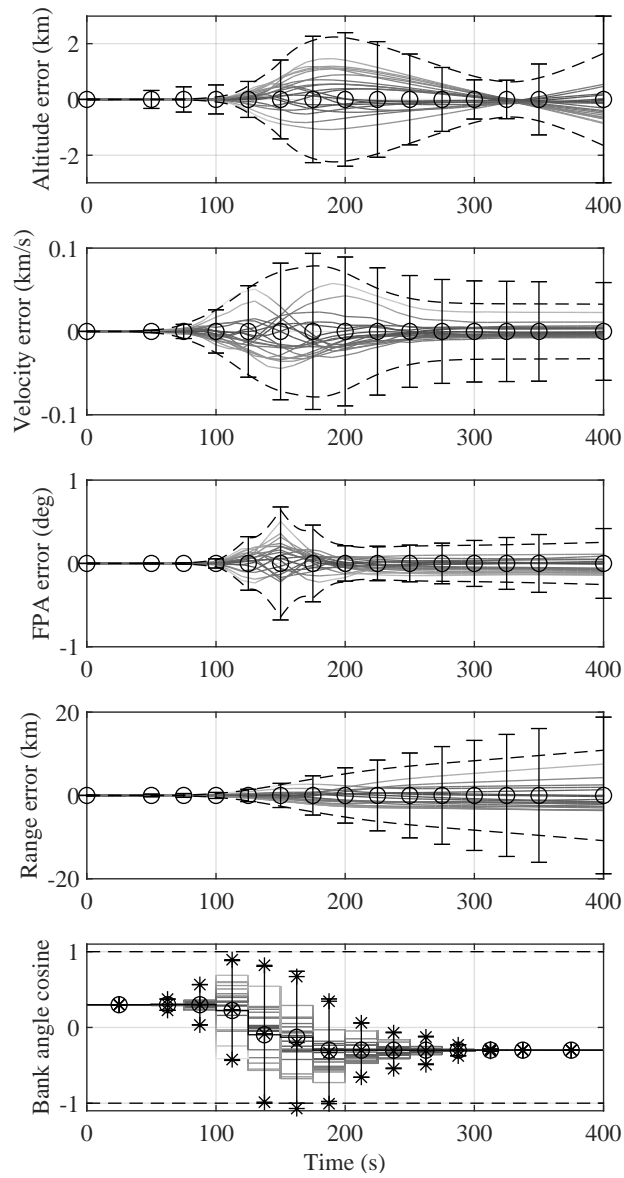


Fig. 15 State error trajectories and control inputs for the optimized closed-loop trajectory

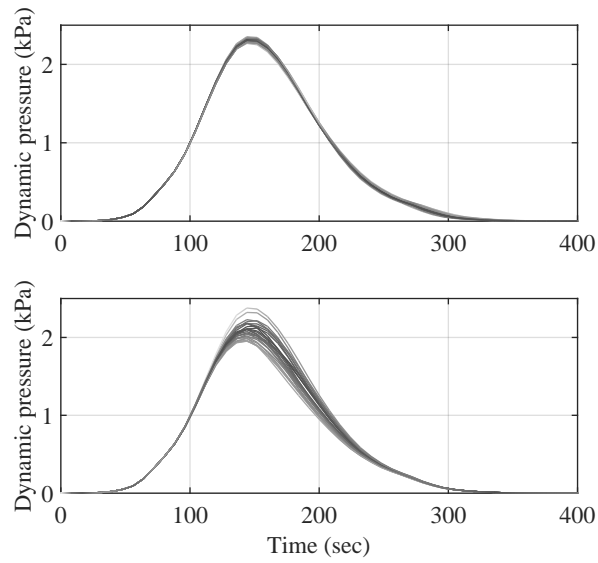


Fig. 16 Dynamic pressure Monte Carlo sample trajectories from the initial open-loop trajectory (top) and from the optimized closed-loop trajectory (below)

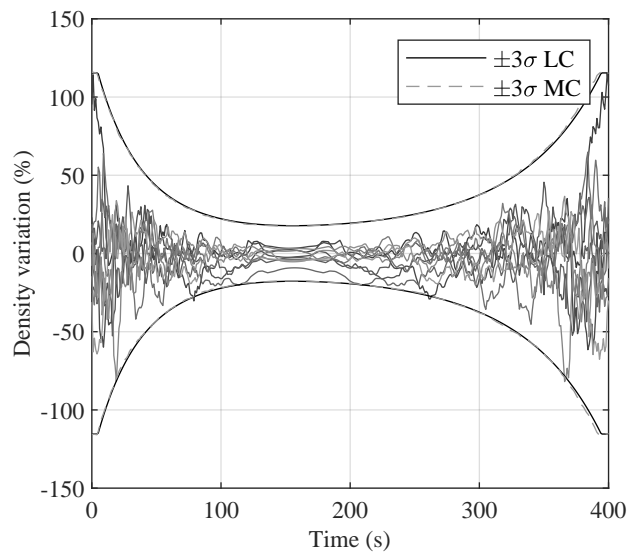


Fig. 17 Density variation values along Monte Carlo trajectories with $\pm 3\sigma$ bounds computed from Monte Carlo (MC) and from the linear covariance (LC) approximation

- [4] DeMars, K. J., and Bishop, R. H., “Projecting High-Dimensional Parametric Uncertainties for Improved State Estimation Error Confidence,” *Journal of Guidance, Control, and Dynamics*, Vol. 38, No. 9, 2015, pp. 1659–1672. doi:10.2514/1.G000994.
- [5] Okamoto, K., Goldshtein, M., and Tsiotras, P., “Optimal Covariance Control for Stochastic Systems Under Chance Constraints,” *IEEE Control Systems Letters*, Vol. 2, No. 2, 2018, pp. 266–271. doi:10.1109/LCSYS.2018.2826038.
- [6] Rasmussen, C. E., and Williams, C. K. I., *Gaussian Processes for Machine Learning*, Adaptive Computation and Machine Learning, The MIT Press, 2005. doi:10.7551/mitpress/3206.001.0001.
- [7] Krige, D. G., “A Statistical Approach to Some Basic Mine Valuation Problems on the Witwatersrand,” *Journal of the Southern African Institute of Mining and Metallurgy*, Vol. 52, No. 6, 1951, pp. 119–139. doi:10.520/AJA0038223X_4792.
- [8] Camps-Valls, G., Verrelst, J., Munoz-Mari, J., Laparra, V., Mateo-Jimenez, F., and Gomez-Dans, J., “A Survey on Gaussian Processes for Earth-Observation Data Analysis: A Comprehensive Investigation,” *IEEE Geoscience and Remote Sensing Magazine*, Vol. 4, No. 2, 2016, pp. 58–78. doi:10.1109/MGRS.2015.2510084.
- [9] Anderson, S., Barfoot, T. D., Tong, C. H., and Särkkä, S., “Batch Nonlinear Continuous-time Trajectory Estimation as Exactly Sparse Gaussian Process Regression,” *Autonomous Robots*, Vol. 39, No. 3, 2015, pp. 221–238. doi:10.1007/s10514-015-9455-y.
- [10] Mukadam, M., Yan, X., and Boots, B., “Gaussian Process Motion planning,” *IEEE International Conference on Robotics and Automation*, Stockholm, Sweden, 2016, pp. 9–15. doi:10.1109/ICRA.2016.7487091.
- [11] Kreuzer, E., and Solowjow, E., “Learning Environmental Fields with Micro Underwater Vehicles: A Path Integral—Gaussian Markov Random Field Approach,” *Autonomous Robots*, Vol. 42, No. 4, 2018, pp. 761–780. doi:10.1007/s10514-017-9685-2.
- [12] Olson, C. G., Russell, R. P., and Carpenter, J. R., “Precomputing Process Noise Covariance for Onboard Sequential Filters,” *Journal of Guidance, Control, and Dynamics*, Vol. 40, No. 8, 2017, pp. 2062–2075. doi:10.2514/1.G002144.
- [13] Lockwood, M. K., “Neptune Aerocapture Systems Analysis,” *AIAA Atmospheric Flight Mechanics Conference and Exhibit*, Providence, RI, 2004. doi:10.2514/6.2004-4951.
- [14] Ridderhof, J., and Tsiotras, P., “Planetary Entry in a Randomly Perturbed Atmosphere,” *AIAA Guidance, Navigation, and Control Conference*, Virtual event, 2021. doi:10.2514/6.2021-1218.
- [15] Lu, P., Cerimele, C. J., Tigges, M. A., and Matz, D. A., “Optimal Aerocapture Guidance,” *Journal of Guidance, Control, and Dynamics*, Vol. 38, No. 4, 2015, pp. 553–565. doi:10.2514/1.G000713.
- [16] Matz, D. A., and Cerimele, C., “Development of a Numeric Predictor-Corrector Aerocapture Guidance for Direct Force Control,” *AIAA Scitech 2020 Forum*, Orlando, FL, 2020. doi:10.2514/6.2020-0847.
- [17] Chen, Y., Georgiou, T. T., and Pavon, M., “Optimal Steering of a Linear Stochastic System to a Final Probability Distribution, Part I,” *IEEE Transactions on Automatic Control*, Vol. 61, No. 5, 2016, pp. 1158–1169. doi:10.1109/TAC.2015.2457784.

- [18] Ridderhof, J., and Tsiotras, P., “Minimum-Fuel Closed-Loop Powered Descent Guidance with Stochastically Derived Throttle Margins,” *Journal of Guidance, Control, and Dynamics*, Vol. 44, No. 3, 2021, pp. 537–547. doi:10.2514/1.G005400.
- [19] Bakolas, E., “Optimal Covariance Control for Discrete-time Stochastic Linear Systems subject to constraints,” *IEEE 55th Conference on Decision and Control*, Las Vegas, NV, 2016, pp. 1153–1158. doi:10.1109/CDC.2016.7798422.
- [20] Ridderhof, J., Okamoto, K., and Tsiotras, P., “Nonlinear Uncertainty Control with Iterative Covariance Steering,” *IEEE 58th Conference on Decision and Control*, Nice, France, 2019, pp. 3484–3490. doi:10.1109/CDC40024.2019.9029993.
- [21] Ridderhof, J., Okamoto, K., and Tsiotras, P., “Chance Constrained Covariance Control for Linear Stochastic Systems With Output Feedback,” *IEEE 59th Conference on Decision and Control*, Jeju Island, South Korea, 2020, pp. 1758–1763. doi:10.1109/CDC42340.2020.9303731.
- [22] Le Gall, J.-F., *Brownian Motion, Martingales, and Stochastic Calculus*, Graduate Texts in Mathematics, Springer International Publishing, 2016. doi:10.1007/978-3-319-31089-3.
- [23] Skaf, J., and Boyd, S. P., “Design of Affine Controllers via Convex Optimization,” *IEEE Transactions on Automatic Control*, Vol. 55, No. 11, 2010, pp. 2476–2487. doi:10.1109/TAC.2010.2046053.
- [24] Mao, Y., Szmuk, M., and Açıkmese, B., “Successive Convexification of Non-convex Optimal Control Problems and its Convergence Properties,” *IEEE 55th Conference on Decision and Control*, Las Vegas, NV, 2016, pp. 3636–3641. doi:10.1109/CDC.2016.7798816.
- [25] Szmuk, M., Açıkmese, B., and Berning, A. W., “Successive Convexification for Fuel-Optimal Powered Landing with Aerodynamic Drag and Non-Convex Constraints,” *AIAA Guidance, Navigation, and Control Conference*, San Diego, CA, 2016. doi:10.2514/6.2016-0378.
- [26] Lockwood, M. K., Edquist, K. T., Starr, B. R., Hollis, B. R., Hrinda, G. A., Bailey, R. W., Hall, J. L., Spilker, T. R., Noca, M. A., and O’Kongo, N., “Aerocapture Systems Analysis for a Neptune Mission,” Tech. Rep. TM-2006-214300, NASA, 2006.
- [27] Masciarelli, J., Westhelle, C., and Graves, C., “Aerocapture Guidance Performance for the Neptune Orbiter,” *AIAA Atmospheric Flight Mechanics Conference and Exhibit*, Providence, RI, 2004. doi:10.2514/6.2004-4954.
- [28] Wright, H. S., Oh, D. Y., Westhelle, C. H., Fisher, J. L., Dyke, R. E., Edquist, K. T., Brown, J. L., Justh, H. L., and Munk, M. M., “Mars Aerocapture Systems Study,” Tech. Rep. TM-2006-214522, NASA, 2006.
- [29] Lockwood, M. K., “Titan Aerocapture Systems Analysis,” *39th AIAA/ASME/SAE/ASEE Joint Propulsion Conference and Exhibit*, Huntsville, AL, 2003. doi:10.2514/6.2003-4799.
- [30] Lockwood, M. K., Queen, E. M., Way, D. W., Powell, R. W., Edquist, K., Starr, B. W., Hollis, B. R., Zoby, E. V., Hrinda, G. A., and Bailey, R. W., “Aerocapture Systems Analysis for a Titan Mission,” Tech. Rep. TM-2006-214273, 2006.
- [31] Heidrich, C. R., and Braun, R. D., “Aerocapture Trajectory Design in Uncertain Entry Environments,” *AIAA Scitech 2020 Forum*, Orlando, FL, 2020. doi:10.2514/6.2020-1741.

- [32] Albert, S. W., Doostan, A., and Schaub, H., “Finite-Dimensional Density Representation for Aerocapture Uncertainty Quantification,” *AIAA Scitech 2021 Forum*, Virtual event, 2021. doi:10.2514/6.2021-0932.