
FIXED-DOMAIN ASYMPTOTICS UNDER VECCHIA'S APPROXIMATION OF SPATIAL PROCESS LIKELIHOODS

A PREPRINT

Lu Zhang*

Department of Statistics
Columbia University
New York, NY, 10027
lz2786@columbia.edu

Wenpin Tang†

Department of Industrial Engineering and Operations Research
Columbia University
New York, NY, 10027
wt2319@columbia.edu

Sudipto Banerjee§

UCLA Department of Biostatistics
University of California, Los Angeles
Los Angeles, CA 90095-1772
sudipto@ucla.edu

February 28, 2025

ABSTRACT

Statistical modelling for massive spatial data sets has generated a substantial literature on scalable spatial processes based upon a likelihood approximation due to Vecchia [1988]. Vecchia's approximation for Gaussian process models enables fast evaluation of the likelihood by restricting dependencies at a location to its neighbours. We establish inferential properties of microergodic spatial covariance parameters within the paradigm of fixed-domain asymptotics when they are estimated using Vecchia's approximation. The conditions required to formally establish these properties are explored, theoretically and empirically, and the effectiveness of Vecchia's approximation is further corroborated from the standpoint of fixed-domain asymptotics. These explorations suggest some practical diagnostics for evaluating the quality of the approximation.

Keywords Fixed-domain asymptotics · Gaussian processes · Likelihood approximations; Matérn covariance function · Microergodic parameter estimation · Spatial statistics.

*Lu Zhang is a Postdoctoral Researcher in Department of Statistics at Columbia University, New York, U.S.A. URL: luzhangstat.github.io

†Wenpin Tang is an Assistance Professor in Department of Industrial Engineering and Operations Research at Columbia University, New York, U.S.A. URL: www.columbia.edu/~wt2319/

‡The first and second authors have equal contributions to this paper.

§Sudipto Banerjee is Professor and Chair of the Department of Biostatistics in the University of California, Los Angeles, USA. Mailing address: 650 Charles E. Young Drive South, CHS 51-254, Los Angeles, CA 90095-1772. URL: www.sudipto.bol.ucla.edu

1 Introduction

Geostatistical data are often modelled by treating observations as partial realizations of a spatial random field. We customarily model the random field $\{Y(s) : s \in \mathcal{D}\}$ over a bounded region $\mathcal{D} \in \mathbb{R}^d$ as a Gaussian process (GP), denoted $Y(s) \sim GP(\mu_\beta(s), K_\theta(\cdot, \cdot))$, with mean $\mu_\beta(s)$ and covariance function $K_\theta(s, s') = \text{cov}(y(s_i), y(s_j))$. The probability law for a finite set $\chi = \{s_1, s_2, \dots, s_n\}$ is given by $y \sim N(\mu_\beta, K_\theta)$, where $y = (y(s_i))$ and $\mu_\beta = (\mu_\beta(s_i))$ are $n \times 1$ vectors with elements $y(s_i)$ and $\mu_\beta(s_i)$, respectively, and $K_\theta = (K_\theta(s_i, s_j))$ is the $n \times n$ spatial covariance matrix whose (i, j) th element is the value of the covariance function $K_\theta(s_i, s_j)$. We consider the widely employed stationary Matérn covariance function [Matérn, 1986, Stein, 1999b] given by

$$K_\theta(s, s') := \frac{\sigma^2(\phi\|h\|)^\nu}{\Gamma(\nu)2^{\nu-1}} \mathcal{K}_\nu(\phi\|h\|), \quad \|h\| \geq 0, \quad (1.1)$$

where $h = s - s'$, $\sigma^2 > 0$ is called the *partial sill* or spatial variance, $\phi > 0$ is the scale or decay parameter, $\nu > 0$ is a smoothness parameter, $\Gamma(\cdot)$ is the Gamma function, $\mathcal{K}_\nu(\cdot)$ is the modified Bessel function of order ν [Abramowitz and Stegun, 1965, Section 10] and $\theta = \{\sigma^2, \phi, \nu\}$. The spectral density corresponding to (1.1), which we will need later, is

$$f(u) = C \frac{\sigma^2 \phi^{2\nu}}{(\phi^2 + u^2)^{\nu + \frac{d}{2}}} \quad \text{for some } C > 0. \quad (1.2)$$

Likelihood-based inference for θ will require matrix computations in the order of $\sim n^3$ floating point operations (flops) and can become impracticable when the number of spatial locations, n , is very large. Writing $Y_n = (y_1, y_2, \dots, y_n)^\top$, where $y_i := y(s_i)$ for $i = 1, 2, \dots, n$ are the n sampled measurements, we write the joint density $p(Y_n | \theta) := N(Y_n; \mu_\beta, K_\theta)$ as

$$p(Y_n | \theta) = p(y_1; \theta) \prod_{i=2}^n p(y_i | y_{(i-1)}; \theta), \quad (1.3)$$

where $y_{(i)} = (y_1, \dots, y_i)$. Vecchia [1988] suggested a simple approximation to (1.3) based upon the notion that it may not be critical to use all components of $y_{(i-1)}$ in $p(y_i | y_{(i-1)}; \theta)$. Instead, the joint density $p(Y_n | \theta)$ in (1.3) is approximated by

$$\tilde{p}(Y_n | \theta) = p(y_1 | \theta) \prod_{i=2}^n p(y_i | S_{(i-1)}; \theta), \quad (1.4)$$

where $S_{(i)}$ is a subvector of $y_{(i)}$ for $i = 1, \dots, n$. The density $\tilde{p}(Y_n | \theta)$ in (1.4) is called Vecchia's approximation and can be regarded as a quasi- or composite likelihood [Zhang, 2012, Eidsvik et al., 2014, Bachoc and Lagnoux, 2020]. Vecchia's approximation has attracted a remarkable amount of attention in recent times, already too vast to be comprehensively reviewed here [see, e.g., Stein et al., 2004, Datta et al., 2016a,b, Guinness, 2018, Katzfuss et al., 2020, Katzfuss and Guinness, 2021]. Algorithmic developments in Bayesian and frequentist settings [Finley et al., 2019, Katzfuss et al., 2020] have enabled scalability to massive data sets (with $n \sim 10^7$ locations) and (1.4) lies at the core of several methods that tackle "big data" problems in geospatial analysis.

Following the fixed-domain (infill) asymptotic paradigm for spatial inference [Stein, 1999a, Zhang and Zimmerman, 2005] we discuss inferential properties for the parameters in (1.1). In this setting, Zhang [2004] showed that not all parameters in θ admit consistent maximum likelihood estimators from the full Gaussian likelihood in (1.3) constructed with a stationary Matérn covariance function, but certain *microergodic* parameters are consistently estimated. Du et al. [2009, Theorem 5] formally established the asymptotic distributions of these microergodic parameters. Kaufman and Shaby [2013] addressed jointly estimating the spatial range and the variance parameters in the Matérn family and the effect of a prefixed range on inference when having relatively small sample size. All of the aforementioned work has been undertaken using (1.3).

Here, we formally establish the inferential properties for the estimates of microergodic parameters obtained from Vecchia's approximate likelihood in (1.4). We build our work on a brief but insightful discussion in Section 10.5.3 of Zhang [2012], regarding the inferential behaviour arising from (1.4). To the best of our knowledge such explorations have not hitherto been formally undertaken. Following the aforementioned works in spatial asymptotics, we will restrict attention to the infill or fixed domain setting. For the subsequent development, it suffices to assume that $\mu_\beta(s) = 0$, i.e., the data has been detrended. Hence, we work with a zero-centred stationary Gaussian process with the Matérn covariance function in (1.1), a fixed smoothness parameter ν and with the sampling locations χ_n restricted to a bounded region.

2 Infill Asymptotics for Vecchia's approximation with Matérn model

2.1 Microergodic parameters

Identifiability and consistent estimation of θ in (1.1) relies upon the equivalence and orthogonality of Gaussian measures. Two probability measures P_1 and P_2 on a measurable space (Ω, \mathcal{F}) are said to be *equivalent*, denoted $P_1 \equiv P_2$, if they are absolutely continuous with respect to each other. Thus, $P_1 \equiv P_2$ implies that for all $A \in \mathcal{F}$, $P_1(A) = 0$ if and only if $P_2(A) = 0$. On the other hand, P_1 and P_2 are *orthogonal*, denoted $P_1 \perp P_2$, if there exists $A \in \mathcal{F}$ for which $P_1(A) = 1$ and $P_2(A) = 0$. While measures may be neither equivalent nor orthogonal, Gaussian measures are in general one or the other. For a Gaussian probability measure P_θ indexed by a set of parameters θ , we say that θ is *microergodic* if $P_{\theta_1} \equiv P_{\theta_2}$ if and only if $\theta_1 = \theta_2$ [see, e.g., Stein, 1999b, Zhang, 2012]. Two Gaussian probability measures defined by Matérn covariance functions $K_{\theta_1}(h)$ and $K_{\theta_2}(h)$, where $\theta_1 = \{\sigma_1^2, \phi_1, \nu\}$ and $\theta_2 = \{\sigma_2^2, \phi_2, \nu\}$ are equivalent if and only if $\sigma_1^2 \phi_1^{2\nu} = \sigma_2^2 \phi_2^{2\nu}$ [Theorem 2 in Zhang, 2004]. Consequently, one cannot consistently estimate σ^2 or ϕ [Corollary 1 in Zhang, 2004] from full Gaussian process likelihood functions, $\sigma^2 \phi^{2\nu}$ is a microergodic parameter that can be consistently estimated.

If the oracle (data generating) values of ϕ and σ^2 are ϕ_0 and σ_0^2 , respectively, then for any fixed value of the decay $\phi = \phi_1$, we know from Du et al. [2009, Theorem 5] that

$$\sqrt{n}(\hat{\sigma}_n^2 \phi_1^{2\nu} - \sigma_0^2 \phi_0^{2\nu}) \xrightarrow{\mathcal{L}} N(0, 2(\sigma_0^2 \phi_0^{2\nu})^2), \quad (2.1)$$

where $\hat{\sigma}_n^2$ is the maximum likelihood estimator from the full likelihood (1.3).

2.2 Parameter estimation

Let $\hat{\sigma}_{n,vecch}^2$ be the maximum likelihood estimate of the variance σ^2 ,

$$\hat{\sigma}_{n,vecch}^2 = \operatorname{argmax}_{\sigma^2} \{\tilde{p}(Y_n | \phi_1, \sigma^2), \sigma^2 \in \mathbb{R}\}, \quad (2.2)$$

where $\tilde{p}(\cdot)$ is the density (1.4). We develop the asymptotic equivalence of $\hat{\sigma}_{n,vecch}^2$ with $\hat{\sigma}_n^2$. To proceed further, we introduce some notations. Assume that the target process $y(s) \sim GP(0, K_\theta(\cdot))$, where $K_\theta(h)$ is defined in (1.1) with a fixed ν . Let P_i , $i = 0, 1$ denote probability measures for $y(s) \sim GP(0, K_{\theta_i})$ with $\theta_i = \{\sigma_i^2, \phi_i, \nu\}$. Assume that $\sigma_1^2 = \sigma_0^2 \phi_0^{2\nu} / \phi_1^{2\nu}$ and let $E_j(\cdot)$ denote the expectation with respect to probability measure P_j , $j = 0, 1$. We define

$$\begin{aligned} e_{0,j} &:= y_1, \mu_{i,j} := E_j(y_i | y_{(i-1)}), e_{i,j} := y_i - \mu_{i,j}, i = 2, \dots, n \\ \tilde{e}_{0,j} &:= y_1, \tilde{\mu}_{i,j} := E_j(y_i | S_{(i-1)}), \tilde{e}_{i,j} := y_i - \tilde{\mu}_{i,j}, i = 2, \dots, n. \end{aligned} \quad (2.3)$$

In Lemma 1 we derive a useful expression for $\hat{\sigma}_{n,vecch}^2$ using the quantities in (2.3).

Lemma 1. *The estimate of σ^2 from Vecchia's likelihood approximation with fixed ν , and $\phi = \phi_1$ can be expressed as*

$$\hat{\sigma}_{n,vecch}^2 = \frac{\sigma_1^2}{n} \sum_{i=1}^n \frac{\tilde{e}_{i,1}^2}{E_1 \tilde{e}_{i,1}^2}. \quad (2.4)$$

Proof. In Vecchia's approximation (1.4) with fixed ν , $\phi = \phi_1$ and unknown σ^2 in $K_\theta(\cdot)$, $p(y_i | S_{(i-1)})$ is Gaussian with mean $\tilde{\mu}_{i,1} = \tilde{\Sigma}_{i,1}^{12} (\tilde{\Sigma}_{i,1}^{22})^{-1} S_{(i-1)}$ and variance $\tilde{\Sigma}_{i,1} := \tilde{\Sigma}_{i,1}^{11} - \tilde{\Sigma}_{i,1}^{12} (\tilde{\Sigma}_{i,1}^{22})^{-1} \tilde{\Sigma}_{i,1}^{21}$, where $\begin{pmatrix} \tilde{\Sigma}_{i,1}^{11} & \tilde{\Sigma}_{i,1}^{12} \\ \tilde{\Sigma}_{i,1}^{21} & \tilde{\Sigma}_{i,1}^{22} \end{pmatrix}$ is the covariance matrix of $\begin{pmatrix} y_i \\ S_{(i-1)} \end{pmatrix}$ under $\tilde{p}(\cdot; \phi_1, \sigma^2)$. Since $\tilde{\mu}_{i,1}$ does not depend on σ^2 , and $\tilde{\Sigma}_{i,1}$ can be expressed as $\sigma^2 \tilde{\Sigma}_{i,1}^\dagger$, where $\tilde{\Sigma}_{i,1}^\dagger$ does not depend upon σ^2 , the conditional distributions $p(y_i | S_{(i-1)})$ under Vecchia's approximation is

$$p(y_i | S_{(i-1)}) = \frac{1}{\sqrt{2\pi\sigma^2 \tilde{\Sigma}_{i,1}^\dagger}} \exp\left(-\frac{\tilde{e}_{i,1}^2}{2\sigma^2 \tilde{\Sigma}_{i,1}^\dagger}\right).$$

A direct computation of (2.2) with any fixed ϕ_1 yields (2.4), where we have used the fact $E_1 \tilde{e}_{i,1}^2 = \sigma_1^2 \tilde{\Sigma}_{i,1}^\dagger$ on the right hand side of (2.4). \square

Our main result builds on the discussion in Section 10.5.3 of Zhang [2012] to establish the following theorem that explores the asymptotic distribution of $\hat{\sigma}_{n,vecch}^2$.

Theorem 1. *Assume that either of the following conditions holds:*

$$\sum_{i=1}^n \frac{E_0(\tilde{e}_{i,1} - e_{i,0})^2}{E_1 \tilde{e}_{i,1}^2} = \mathcal{O}(1) \quad \text{and} \quad \sum_{i=1}^n \left(\frac{E_0 e_{i,0}^2}{E_1 \tilde{e}_{i,1}^2} - 1 \right)^2 = \mathcal{O}(1). \quad (2.5)$$

or

$$\sum_{i=1}^n \frac{E_1(\tilde{e}_{i,1} - e_{i,0})^2}{E_0 e_{i,0}^2} = \mathcal{O}(1) \quad \text{and} \quad \sum_{i=1}^n \left(\frac{E_1 \tilde{e}_{i,1}^2}{E_0 e_{i,0}^2} - 1 \right)^2 = \mathcal{O}(1). \quad (2.6)$$

Then

$$\sqrt{n}(\hat{\sigma}_{n,vecch}^2 \phi_1^{2\nu} - \sigma_0^2 \phi_0^{2\nu}) \xrightarrow{\mathcal{L}} N(0, 2(\sigma_0^2 \phi_0^{2\nu})^2). \quad (2.7)$$

Before presenting the proof of Theorem 1, we state and prove the following lemma.

Lemma 2. *The assumptions in (2.5) imply that*

$$E_0 \left[\sum_{i=1}^n \frac{\tilde{e}_{i,1}^2}{E_1 \tilde{e}_{i,1}^2} - \sum_{i=1}^n \frac{e_{i,0}^2}{E_0 e_{i,0}^2} \right] = o(\sqrt{n}), \quad (2.8)$$

Proof. We first prove that (2.5) implies (2.8). Note that

$$\begin{aligned} \left| E_0 \left[\sum_{i=1}^n \frac{\tilde{e}_{i,1}^2}{E_1 \tilde{e}_{i,1}^2} - \sum_{i=1}^n \frac{e_{i,0}^2}{E_0 e_{i,0}^2} \right] \right| &= \left| \sum_{i=1}^n \left(\frac{E_0(\tilde{e}_{i,1} - e_{i,0} + e_{i,0})^2}{E_1 \tilde{e}_{i,1}^2} - 1 \right) \right| \\ &= \left| \sum_{i=1}^n \frac{E_0(\tilde{e}_{i,1} - e_{i,0})^2}{E_1 \tilde{e}_{i,1}^2} + \sum_{i=1}^n \left(\frac{E_0 e_{i,0}^2}{E_1 \tilde{e}_{i,1}^2} - 1 \right) \right| \\ &\leq \sum_{i=1}^n \frac{E_0(\tilde{e}_{i,1} - e_{i,0})^2}{E_1 \tilde{e}_{i,1}^2} + \sum_{i=1}^n \left| \frac{E_0 e_{i,0}^2}{E_1 \tilde{e}_{i,1}^2} - 1 \right|, \end{aligned}$$

where the second equality follows from the fact that $\tilde{e}_{i,1} - e_{i,0}$ and $e_{i,0}$ are independent under P_0 . By the first condition in (2.5), we get $\sum_{i=1}^n E_0(\tilde{e}_{i,1} - e_{i,0})^2 / E_1 \tilde{e}_{i,1}^2 = \mathcal{O}(1) = o(\sqrt{n})$. Fix $\varepsilon > 0$. By the second condition in (2.5), there is $M > 0$ such that $\sum_{i>M} (E_0 e_{i,0}^2 / E_1 \tilde{e}_{i,1}^2 - 1)^2 < \varepsilon$. So for $n > M$, we can use the Cauchy–Schwarz inequality to obtain

$$\begin{aligned} \sum_{i=1}^n \left| \frac{E_0 e_{i,0}^2}{E_1 \tilde{e}_{i,1}^2} - 1 \right| &= \sum_{i=1}^M \left| \frac{E_0 e_{i,0}^2}{E_1 \tilde{e}_{i,1}^2} - 1 \right| + \sum_{i=M+1}^n \left| \frac{E_0 e_{i,0}^2}{E_1 \tilde{e}_{i,1}^2} - 1 \right| \\ &\leq \sum_{i=1}^M \left| \frac{E_0 e_{i,0}^2}{E_1 \tilde{e}_{i,1}^2} - 1 \right| + \sqrt{(n-M)\varepsilon}. \end{aligned}$$

Dividing both sides by \sqrt{n} reveals that $\limsup_{n \rightarrow \infty} \frac{1}{\sqrt{n}} \sum_{i=1}^n |E_0 e_{i,0}^2 / E_1 \tilde{e}_{i,1}^2 - 1| \leq \sqrt{\varepsilon}$. Since $\varepsilon > 0$ is arbitrary, it follows that $\sum_{i=1}^n |E_0 e_{i,0}^2 / E_1 \tilde{e}_{i,1}^2 - 1| = o(\sqrt{n})$ and we obtain (2.8). \square

We now present a proof of Theorem 1.

of Theorem 1. Recall that $\sum_{i=1}^n e_{i,0}^2 / (E_0 e_{i,0}^2) = Y_n^\top V_{n,0}^{-1} Y_n$, where $V_{n,0}$ is the covariance matrix of Y_n under P_0 . Using (2.4) that was derived in Lemma 1, we obtain

$$\sqrt{n}(\hat{\sigma}_{n,vecch}^2 / \sigma_1^2 - 1) = \frac{1}{\sqrt{n}} \left[\sum_{i=1}^n \frac{\tilde{e}_{i,1}^2}{E_1 \tilde{e}_{i,1}^2} - \sum_{i=1}^n \frac{e_{i,0}^2}{E_0 e_{i,0}^2} \right] + \sqrt{n} \left(\frac{1}{n} Y_n^\top V_{n,0}^{-1} Y_n - 1 \right). \quad (2.9)$$

By the central limit theorem, we have $\sqrt{n} \left(\frac{1}{n} Y_n^\top V_{n,0}^{-1} Y_n - 1 \right) \xrightarrow{\mathcal{L}} N(0, 2)$.

We next show that the condition (2.5) implies that

$$\sum_{i=1}^n \frac{\tilde{e}_{i,1}^2}{E_1 \tilde{e}_{i,1}^2} - \sum_{i=1}^n \frac{e_{i,0}^2}{E_0 e_{i,0}^2} = o(\sqrt{n}). \quad (2.10)$$

To prove this, it will be sufficient to show that

$$\sum_{i=1}^n \frac{\tilde{e}_{i,1}^2}{E_1 \tilde{e}_{i,1}^2} - \sum_{i=1}^n \frac{e_{i,0}^2}{E_0 e_{i,0}^2} - E_0 \left[\sum_{i=1}^n \frac{\tilde{e}_{i,1}^2}{E_1 \tilde{e}_{i,1}^2} - \sum_{i=1}^n \frac{e_{i,0}^2}{E_0 e_{i,0}^2} \right] = O(1). \quad (2.11)$$

The result in (2.10) will then follow from Lemma 2. We turn to proving (2.11). Our argument relies on the equivalence of Gaussian sequences. Let \tilde{P}_1 be the probability distribution corresponding to $\tilde{p}(\cdot; \phi_1, \sigma_1^2)$, and let $\rho_n := \tilde{p}(Y_n; \phi_1, \sigma_1^2) / p(Y_n; \phi_0, \sigma_0^2)$ be the Radon-Nikodym derivative of \tilde{P}_1 with respect to P_0 the realization Y_n for a given n . If \tilde{P}_1 is equivalent to P_0 , then $\lim_{n \rightarrow \infty} \rho_n = \rho_\infty =: d\tilde{P}_1/dP_0$ with P_0 -probability 1 [see, e.g., Ibragimov and Rozanov, 1978, Section III.2.1]. Also, $\mathbb{P}_0(0 < \rho_\infty < \infty) = 1$ and $-\infty < E_0(\log \rho_\infty) < \infty$. As a consequence,

$$\begin{aligned} \log \rho_n &= -\frac{1}{2} \log \frac{\det \tilde{V}_{n,1}}{\det V_{n,0}} - \frac{1}{2} \left(\sum_{i=1}^n \frac{\tilde{e}_{i,1}^2}{E_1 \tilde{e}_{i,1}^2} - \sum_{i=1}^n \frac{e_{i,0}^2}{E_0 e_{i,0}^2} \right) = O(1), \\ E_0(\log \rho_n) &= -\frac{1}{2} \log \frac{\det \tilde{V}_{n,1}}{\det V_{n,0}} - \frac{1}{2} E_0 \left[\sum_{i=1}^n \frac{\tilde{e}_{i,1}^2}{E_1 \tilde{e}_{i,1}^2} - \sum_{i=1}^n \frac{e_{i,0}^2}{E_0 e_{i,0}^2} \right] = O(1), \end{aligned}$$

where $\tilde{V}_{n,1}$ (respectively, $V_{n,0}$) is the covariance matrix of Y_n under \tilde{P}_1 (respectively, P_0). By taking the difference of the above two equations, we get (2.11) under the condition that \tilde{P}_1 is equivalent to P_0 . Using Theorem 5, Section VII.6 of Shiryaev [1996], we can conclude that

$$\begin{aligned} \tilde{P}_1 \text{ is equivalent to } P_0 &\iff \sum_{i=1}^{\infty} \left[\frac{E_0(\tilde{e}_{i,1} - e_{i,0})^2}{E_1 \tilde{e}_{i,1}^2} + \left(\frac{E_0 e_{i,0}^2}{E_1 \tilde{e}_{i,1}^2} - 1 \right)^2 \right] < \infty \\ &\iff \sum_{i=1}^{\infty} \left[\frac{E_1(\tilde{e}_{i,1} - e_{i,0})^2}{E_0 e_{i,0}^2} + \left(\frac{E_1 \tilde{e}_{i,1}^2}{E_0 e_{i,0}^2} - 1 \right)^2 \right] < \infty. \end{aligned} \quad (2.12)$$

Since first equivalence in (2.12) is simply a reformulation of (2.5), we have established that the condition (2.5) implies (2.11) and, hence, the result in (2.10).

The proof from condition (2.6) to (2.10) is established following the proof from condition (2.5) to (2.10). We now break the quantity $\sum_{i=1}^n \tilde{e}_{i,1}^2 / E_1 \tilde{e}_{i,1}^2 - \sum_{i=1}^n e_{i,0}^2 / E_0 e_{i,0}^2$ in (2.10) into

$$\sum_{i=1}^n \frac{\tilde{e}_{i,1}^2}{E_1 \tilde{e}_{i,1}^2} - \sum_{i=1}^n \frac{e_{i,0}^2}{E_0 e_{i,0}^2} - E_1 \left[\sum_{i=1}^n \frac{\tilde{e}_{i,1}^2}{E_1 \tilde{e}_{i,1}^2} - \sum_{i=1}^n \frac{e_{i,0}^2}{E_0 e_{i,0}^2} \right] \text{ and } E_1 \left[\sum_{i=1}^n \frac{\tilde{e}_{i,1}^2}{E_1 \tilde{e}_{i,1}^2} - \sum_{i=1}^n \frac{e_{i,0}^2}{E_0 e_{i,0}^2} \right],$$

and replace the left hand-side of (2.11) and (2.8) by the two quantities respectively. Then the equivalence of P_1 and P_0 along with lemma 2 shows that the replaced (2.8) holds. The proof that (2.6) implies the replaced (2.11) remains the same except that we now use the second equivalence in (2.12). Thus we complete the proof of Theorem 1. \square

Turning to the connection between Theorem 1 and predictive consistency of Vecchia's approximation in the sense of Kaufman and Shaby [2013, p.478] note that $e_{i,0}$ and $\tilde{e}_{i,1}$ are the predictive errors for y_i under the full model with correct parameters and under (1.4) with possibly incorrectly specified parameters $(\phi, \sigma) = (\phi_1, \sigma_1)$. A consequence of (2.5) or (2.6) is that $E_1 \tilde{e}_{i,1}^2 / E_0 e_{i,0}^2 \rightarrow 1$ as i (and hence n) is large. Hence, (2.5) or (2.6) implies asymptotic normality of estimates as well as predictive consistency.

3 Fixed-domain Asymptotics for Vecchia's Approximation on \mathbb{R}

It is possible to obtain further insights into Theorem 1 when considering the asymptotic normality of $\hat{\sigma}_{n,vecch}$ for Matérn models with observations on the real line. Whilst the conditions (2.5) and (2.6) are, in general, analytically intractable due to the presence of $E_0 \tilde{e}_{i,1}^2$, we will show that (2.6) holds for Matérn models on \mathbb{R} .

To simplify the presentation, we consider the fixed domain $\mathcal{D} = [0, 1]$, and the sampled locations $\chi = \{i/n : 0 \leq i \leq n\}$. Denote $\delta = 1/n$ for the spacing of χ , and $y_i = y(i\delta)$, $0 \leq i \leq n$ for the observations. We define $S_{(i)} = S_{(i)}[k] := (y_i, y_{i-1}, \dots, y_{i-k+1})$ for a positive integer k , where $S_{(i)}[k]$ is the vector of k consecutive observations backward from y_i .

Assumption 1. Let $\mathcal{D} = [0, 1]$, and $\chi = \{i\delta : 0 \leq i \leq n\}$ with $\delta = 1/n$. Then

$$\sum_{i=1}^n \frac{E_1(e_{i,1} - e_{i,0})^2}{E_1 e_{i,1}^2} = \mathcal{O}(1). \quad (3.1)$$

Before stating the main result on \mathbb{R} , we demonstrate why this assumption is reasonable. We empirically investigate $\sum_{i=1}^n E_1(e_{i,1} - e_{i,0})^2 / E_1 e_{i,1}^2$ for increasing values of n . Figure 1 plots the values of $\sum_{i=1}^n E_1(e_{i,1} - e_{i,0})^2 / E_1 e_{i,1}^2$ with $\chi = \{i\delta : 0 \leq i \leq n\}$ for $\nu = 0.25, 0.5, 1.0, 1.5, 2.0$, and n ranging from 100 to 1200. As n increases, the plot tends to flatten as is suggested by the assumption.

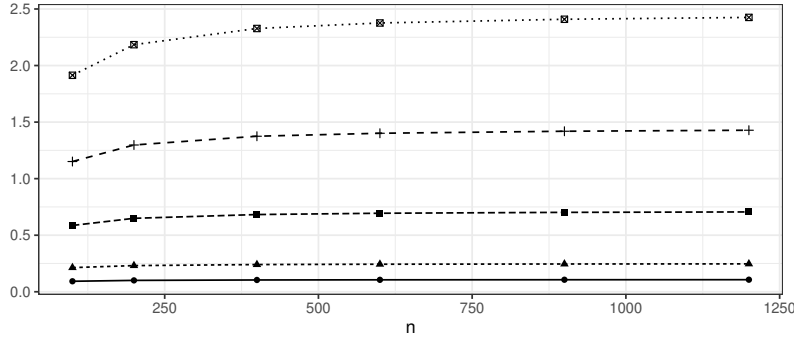


Figure 1: Trend of $\sum_{i=1}^n E_1(e_{i,1} - e_{i,0})^2 / E_1 e_{i,1}^2$ for Matérn model when χ is a regular grid $\chi = \{i\delta : 0 \leq i \leq n\}$. Parameter σ^2 in Matérn covariogram equals 1.0 and decay ϕ for different ν are set to make the correlation of two points equals 0.05 when their distance reaches 0.2.

Some additional explanation is also possible from a theoretical viewpoint. Since P_0 and P_1 are equivalent, Corollary 3.1 of Stein [1990a] implies that $E_1(e_{i,1} - e_{i,0})^2 / E_1 e_{i,1}^2 \rightarrow 0$ as $n, i \rightarrow \infty$, which is consistent with (3.1). By stationarity and symmetry of the Matérn model, $e_{i,j}$ is distributed as the error of the least square estimate of $y_0 := y(0)$ given observations $y_{(i)} = (y_1, \dots, y_i)^\top$. Hence, $e_{i,j}$ can be realized as $y_0 - E_j(y_0 | y_{(i)})$. Similarly, $\tilde{e}_{i,j}$ can be realized as $y_0 - E_j(y_0 | S_{(i-1)})$. Now consider the infinitely sampled locations $\{i\delta : i \geq 0\}$, and extend the finite sample $Y_n := (y_0, \dots, y_n)^\top$ to $Y := (y_0, y_1, \dots)^\top$ with $y_i := y(i\delta)$. Let $e_{\infty,j}$ be the error $y_0 - E_j(y_0 | y_1, \dots)$ for the infinite sequence Y . For f_0 (resp. f_1) the spectral density under P_0 (resp. P_1), it is easily seen that $f_0, f_1 \sim C\sigma_0^2\phi_0^\nu u^{-2\nu-1}$ as $u \rightarrow \infty$, and $(f_1 - f_0)/f_0 \asymp u^{-2}$. Therefore, by Theorem 2 of Stein [1999b],

$$\frac{E_1(e_{\infty,1} - e_{\infty,0})^2}{E_1 e_{\infty,1}^2} = \mathcal{O}(\delta^{\min(2\nu+1,4)} \log(\delta^{-1})^{1(\nu=3/2)}) . \quad (3.2)$$

Intuitively, $e_{i,j} \approx e_{\infty,j}$ for large i . It will not be unreasonable to speculate a stronger result where (3.2) still holds by replacing $e_{\infty,j}$ with $e_{i,j}$ for large i , which would imply (3.1). As indicated on p.138 of Stein [1999a], obtaining the rate of $E_1(e_{i,1} - e_{i,0})^2 / E_1 e_{i,1}^2$ for any bounded domain \mathcal{D} is a highly non-trivial task. The only known results are obtained in Stein [1990b, 1999b] for $\nu = \frac{1}{2}, \frac{3}{2}, \dots$, which also imply (3.1). In fact, we need that $E_1 e_{i,1}^2 = E_1 e_{\infty,1}^2 (1 + \mathcal{O}(i^{-\kappa}))$ for any $\kappa > 0$. Hence, the only missing piece in the above heuristics is an estimate of $E_1 e_{i,0}^2 / E_1 e_{\infty,0}^2$, which we do not explore further here. Our result is stated as follows.

Theorem 2. Let $\mathcal{D} = [0, 1]$, $\chi = \{i\delta : 0 \leq i \leq n\}$ and $S_{(i)} = S_{(i)}[\min(i, n^\epsilon)]$ for $\epsilon \in (0, 1)$. If (3.1) holds, then (2.6) also holds. Consequently, (2.7) holds for the Matérn model ($\nu > 0$).

We make a few remarks before presenting a proof. Theorem 2 states that the asymptotic normality of the microergodic parameter $\sigma^2 \phi^{2\nu}$ still holds under Vecchia's approximation in a neighborhood of size $k = n^\epsilon \ll n$ (sample size), where the computation of $\hat{\sigma}_{n,vecchia}^2$ is much cheaper. This justifies the validity of Vecchia's approximation for Matérn models from a fixed-domain perspective. The range n^ϵ may not be optimal, and it might be possible to improve to $k = \mathcal{O}(\log n)$. However, we do not pursue this direction here from a theoretical standpoint. A simulation study is provided for the case of $k = \mathcal{O}(\log n)$ in Section 4.1.

An interesting situation arises with $\nu = 1/2$, in which the process reduces to the Ornstein-Uhlenbeck process, and $p(y_i | y_{(i-1)}) = p(y_i | y_{i-1})$. Therefore, (2.7) trivially holds for Vecchia's approximation with a neighbor of size $k = 1 = \mathcal{O}(1)$. It is, therefore, natural to enquire whether the asymptotic normality of (2.7) holds under Vecchia's approximation within a range $k = \mathcal{O}(1)$. If this is true, computational efforts can be reduced further. Unfortunately, this need not be the case. For $\nu < 1/4$ and $k = \mathcal{O}(1)$, $n^{2\nu}(\hat{\sigma}_{n,vecchia}^2 \phi_1^{2\nu} - \sigma_0^2 \phi_0^{2\nu})$ converges to a non-Gaussian distribution [Bachoc and Lagnoux, 2020]. The cases for $\nu \geq 1/4$ remain unresolved.

Now we turn to the proof of Theorem 2. The key to this analysis is the following proposition, which relies on a result on the bound of $e_{\infty,j} - e_{i,j}$, i.e. the difference between the errors of the finite and the infinite least square estimates [Baxter, 1962]. The study dates back to the work of Kolmogorov [1941], see also Grenander and Szegő [1958], Ibragimov [1964], Dym and McKean [1970, 1976], Ginovian [1999] for related discussions.

Proposition 1. *Let $\kappa > 0$. There exist $C_0, C_\kappa > 0$ such that for $\delta < 1$ and $j = 0, 1$,*

$$E_j e_{\infty,j}^2 \sim C_0 \delta^{2\nu}, \quad (3.3)$$

$$E_j (e_{\infty,j} - e_{i,j})^2 \leq C_\kappa \delta^{2\nu} i^{-\kappa}. \quad (3.4)$$

Proof. From the discussion below (3.1) that $e_{i,j}$ and $e_{\infty,j}$ can be realized as $e_{i,j} = y_0 - E_j(y_0 | y_1, \dots, y_i)$ and $e_{\infty,j} = y_0 - E_j(y_0 | y_1, y_2, \dots)$, where $y_i := y(i\delta)$ is indexed by nonnegative integers, we know from Stein [1999a, p.77] that the spectral density of Y under P_j is

$$\bar{f}_j^\delta(u) = \frac{1}{\delta} \sum_{\ell=-\infty}^{\infty} f_j \left(\frac{u + 2\pi\ell}{\delta} \right) \quad \text{for } u \in (-\pi, \pi], \quad j = 0, 1,$$

where f_j is the spectral density defined by (1.2) corresponding to P_j . For $j = 0, 1$, $f_j(u) \sim C \sigma_0^2 \phi_0^{2\nu} u^{-2\nu-1}$ as $u \rightarrow \infty$. From Stein [1999a, p.80, (17)], we obtain

$$E_j e_{\infty,j}^2 \sim 2\pi C \sigma_0^2 \phi_0^{2\nu} \delta^{2\nu} \exp \left(\frac{1}{2\pi} \int_{-\pi}^{\pi} \log \left(\sum_{\ell=-\infty}^{\infty} |u + 2\pi\ell|^{-2\nu-1} \right) du \right),$$

which implies (3.3) with $C_0 = 2\pi C \sigma_0^2 \phi_0^{2\nu} \exp \left(\frac{1}{2\pi} \int_{-\pi}^{\pi} \log \left(\sum_{\ell=-\infty}^{\infty} |u + 2\pi\ell|^{-2\nu-1} \right) du \right)$.

Turning to (3.4), we know from Baxter [1962, p.142, (15)] that

$$E_j (e_{i,j} - e_{\infty,j})^2 = E_j e_{\infty,j}^2 E_j e_{i,j}^2 \sum_{m=i}^{\infty} |\phi_{m,j}(0)|^2, \quad (3.5)$$

where $\phi_{m,j}(\cdot)$ are the Szegő polynomials associated with the spectral \bar{f}_j^δ [see Section 2.1 of Grenander and Szegő, 1958, for background]. Note that $E_j e_{\infty,j}^2 \sim C_0 \delta^{2\nu}$ and $E_j e_{i,j}^2 \leq E_j e_{1,j}^2 \rightarrow 0$ as $\delta \rightarrow 0$. It will be sufficient to establish

$$\sum_{m=0}^{\infty} m^\kappa |\phi_{m,j}(0)| \leq D_\kappa \quad \text{for some } D_\kappa > 0, \quad (3.6)$$

in which case the identity (3.5) will imply (3.4). The key observation of Baxter [1962] (Theorem 2.3) is that (3.6) holds if the κ^{th} moment of the Fourier coefficients associated with \bar{f}_j^δ is bounded from above by D'_κ for some $D'_\kappa > 0$, i.e.

$$\sum_{m=0}^{\infty} m^\kappa |c_{m,j}| < D'_\kappa, \quad \text{where } c_{m,j} := \frac{1}{2\pi} \int_{-\pi}^{\pi} \bar{f}_j^\delta(u) e^{-inu} du.$$

A sufficient condition for the latter to hold is that the κ^{th} derivative of \bar{f}_j^δ is integrable, and $\int_{-\pi}^{\pi} \left| \frac{d^\kappa}{du^\kappa} \bar{f}_j^\delta(u) \right| du \leq D''_\kappa$, for some $D''_\kappa > 0$ which does not depend on $\delta < 1$. Breaking the sum of \bar{f}_j^δ according to $\ell = 0$ and $\ell \neq 0$ produces

$$\int_{-\pi}^{\pi} \left| \frac{d^\kappa}{du^\kappa} \bar{f}_j^\delta(u) \right| du \leq A \int_{-\infty}^{\infty} (1 + u^{2\nu+1+\kappa})^{-1} du + A' \delta^{2\nu} \sum_{\ell \neq 0} l^{-2\nu-1-\kappa}, \quad (3.7)$$

where $A, A' > 0$ are numerical constants. Hence, the right hand side of (3.7) is bounded by $D''_\kappa = A \int_{-\infty}^{\infty} (1 + u^{2\nu+1+\kappa})^{-1} du + A' \sum_{\ell \neq 0} l^{-2\nu-1-\kappa}$, which depends only on κ . \square

of Theorem 2. We fix $\kappa = 2/\epsilon$, and use $C_\kappa^{(1)}, C_\kappa^{(2)}, \dots$ to denote constants depending only on κ . Note that $E_0 e_{i,0}^2 = E_0 e_{\infty,0}^2 + E_0 (e_{\infty,0} - e_{i,0})^2$, since $e_{\infty,0}$ and $e_{\infty,0} - e_{i,0}$ are independent under P_0 . By Proposition 1, we get $E_0 e_{i,0}^2 \sim C_0 \delta^{2\nu} (1 + C_\kappa^{(1)} i^{-\kappa})$. Similarly, $E_1 \tilde{e}_{i,1}^2 = E_1 e_{\infty,1}^2 + E_1 (\tilde{e}_{i,1} - e_{\infty,1})^2 \sim C_0 \delta^{2\nu} (1 + C_\kappa^{(2)} \min(i, n^\epsilon)^{-\kappa})$, because $\tilde{e}_{i,1}$ is realized as $y_0 - E_1 (y_0 | S_{(i-1)}[k])$ with $k = \min(i, n^\epsilon)$. Therefore,

$$\begin{aligned} \sum_{i=1}^n \left(\frac{E_1 \tilde{e}_{i,1}^2}{E_0 e_{i,0}^2} - 1 \right)^2 &\leq \sum_{i \geq n^\epsilon} \left(\frac{C_\kappa^{(3)} n^{-\epsilon\kappa}}{1 + C_\kappa^{(1)} i^{-\kappa}} \right)^2 + \sum_{i=1}^n \left(\frac{C_\kappa^{(4)} i^{-\kappa}}{1 + C_\kappa^{(1)} i^{-\kappa}} \right)^2 \\ &\leq \frac{C_\kappa^{(5)}}{n^3} + C_\kappa^{(6)} \sum_{i=1}^n i^{-2\kappa} \leq C_\kappa^{(7)}. \end{aligned}$$

Moreover, we have

$$\frac{E_1 (\tilde{e}_{i,1} - e_{i,0})^2}{E_0 e_{i,0}^2} \leq 3 \frac{E_1 (\tilde{e}_{i,1} - e_{\infty,1})^2}{E_0 e_{i,0}^2} + 3 \frac{E_1 (e_{i,1} - e_{\infty,1})^2}{E_0 e_{i,0}^2} + 3 \frac{E_1 (e_{i,1} - e_{i,0})^2}{E_1 e_{i,1}^2} \frac{E_1 e_{i,1}^2}{E_0 e_{i,0}^2}.$$

By the same argument as above, for the first two terms:

$$\sum_{i=1}^n \frac{E_1 (\tilde{e}_{i,1} - e_{\infty,1})^2}{E_0 e_{i,0}^2} < C_\kappa^{(8)} \quad \text{and} \quad \sum_{i=1}^n \frac{E_1 (e_{i,1} - e_{\infty,1})^2}{E_0 e_{i,0}^2} < C_\kappa^{(9)}.$$

For the last term,

$$\sum_{i=1}^n \frac{E_1 (e_{i,1} - e_{i,0})^2}{E_1 e_{i,1}^2} \frac{E_1 e_{i,1}^2}{E_0 e_{i,0}^2} \leq C_\kappa^{(10)} \sum_{i=1}^n \frac{E_1 (e_{i,1} - e_{i,0})^2}{E_1 e_{i,1}^2},$$

which converges because of (3.1). This establishes (2.6) and, hence, (2.7) follows. \square

4 Simulations

4.1 Numerical illustration of Theorem 2

Based on (2.8) and (2.11) provided in Theorem 1, Theorem 2 has proved that

$$c_n(\phi_1, \phi_0, k) = \frac{1}{\sqrt{n}} \left[\sum_{i=1}^n \frac{\tilde{e}_{i,1}^2}{E_1 e_{i,1}^2} - \sum_{i=1}^n \frac{e_{i,0}^2}{E_0 e_{i,0}^2} \right] = o(1) \quad (4.1)$$

when $k = n^\epsilon$ for $\epsilon \in (0, 1)$. The equation (4.1) induces the critical condition (2.10), resulting in the convergence in law in (2.7). Looking into the more challenging case $k = \mathcal{O}(\log(n))$, we extend the discussion in Theorem 2 via investigating the behaviour of $c_n(\phi_1, \phi_0, k)$ in (4.1) for a sequence of datasets with increasing sample sizes. Our experimental setup consider the study domains $\mathcal{D}_1 = [0, 1]$ with n observations on the grid $\chi_1 = \{i/(n-1) : 0 \leq i \leq n\}$ and $\mathcal{D}_2 = [0, 1]^2$ with $n = n_s^2$ observations on the grid $\chi_2 = \{(i/(n_s-1), j/(n_s-1)) : 0 \leq i, j \leq n_s\}$. We order locations on χ_2 first based on the second coordinate and then break ties based on the associated first coordinate. We take $S_{(i)}[k]$ as the k nearest neighbors of y_{i+1} . In both studies on \mathcal{D}_1 and \mathcal{D}_2 , we fix $\sigma^2 = 1.0$ and consider 5 different smoothness values $\nu \in \{0.25, 0.5, 1.0, 1.5, 2\}$. We choose different decay parameters ϕ_0 for different ν so that $K_\theta(h) = 0.05$ when $h = 0.2$ and 0.4 for the study on \mathcal{D}_1 and \mathcal{D}_2 , respectively.

For each fixed value of $\theta = \{\sigma^2, \phi, \nu\}$, we generate 100 datasets with Y_n being the realization from $y(s) \sim GP(0, K_\theta(\cdot))$ and calculate $c_n(\phi_1, \phi_0, k)$ with k being the closest integer to $1.5 \log(n)$ and $\phi_1 = 1.2\phi_0$. Then, we record the mean and standard deviation of the 100 values of $c_n(\phi_1, \phi_0, k)$. We repeat this process for different values of n ranging from $2^6 = 64$ to $2^{11} = 2048$ in the study on \mathcal{D}_1 . The study on \mathcal{D}_2 follows the study on \mathcal{D}_1 with n_s ranging from 11 to 64. Figure 2 presents 5 different graphs for the study on \mathcal{D}_1 , one for each value of ν , showing the mean and standard deviation of $c_n(\phi_1, \phi_0, k)$ for different values of n . The value of $c_n(\phi_1, \phi_0, k)$, as seen in Figure 2,

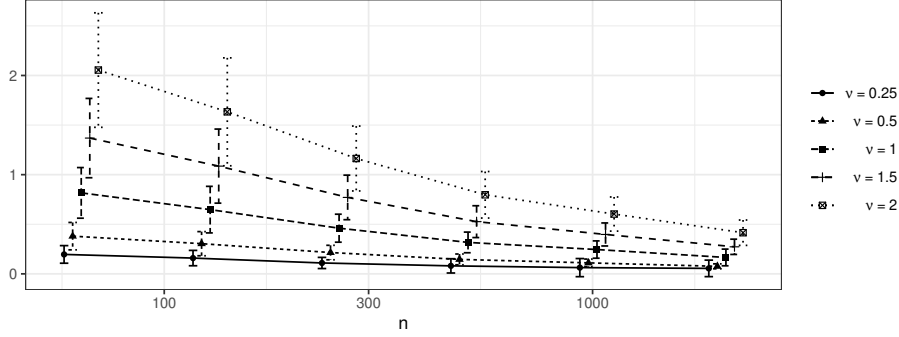


Figure 2: The mean of $c_n(\phi_1, \phi_0, k)$ of 100 simulations on $\mathcal{D}_1 = [0, 1]$. The error bars represent one standard deviation. The sample size n take on values in 64, 128, 256, 512, 1024 and 2048.

decreases rapidly as the sample size increases, supporting the main conclusion in Theorem 2. The corresponding graphs for the study on \mathcal{D}_2 are presented in Figure 3. These graphs also reveal decreasing trends, but with more gentle slopes as compared to Figure 2.

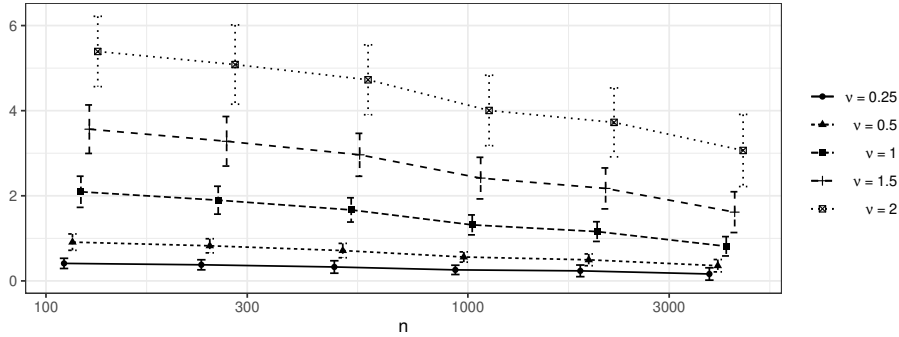


Figure 3: The mean of $c_n(\phi_1, \phi_0, k)$ of 100 simulations on $\mathcal{D}_2 = [0, 1]^2$. The error bars represent one standard deviation. The sample size n take on values in 121, 256, 529, 1024, 2025 and 4096.

We have also seen, from the proof in Theorem 1, that $c_n(k, \phi_1, \phi_0) = \sqrt{n}(\hat{\sigma}_{n,vecch}^2/\sigma_1^2 - \hat{\sigma}_{0,n}^2/\sigma_0^2)$ where $\hat{\sigma}_{0,n}^2 = \operatorname{argmax}_{\sigma^2} \{p(y; \phi_0, \sigma^2), \sigma^2 \in \mathbb{R}^+\}$ is the maximum likelihood estimator from (1.3) when fixing $\phi_1 = \phi_0$. Hence, $c_n(k, \phi_1, \phi_0)$ also measures the discrepancy between $\hat{\sigma}_{n,vecch}^2/\sigma_1^2$ and $\hat{\sigma}_{0,n}^2/\sigma_0^2$, and the decreasing trend of $c_n(\phi_0, \phi_1, k)$ indicates that the inference based on Vecchia's approximation approaches the inference based on the full likelihood as sample size increases. This phenomenon reveals that Vecchia's approximation is still efficient when the neighbor size k is substantially smaller than the sample size.

4.2 Diagnosing Vecchia's approximation

We now turn to some practical data analyses considerations in finite sample settings. In practice estimation using (1.4) is complicated by the fixed ordering of locations and the choices of $\{S_{(i)}\}_{i=1}^n$. Stein et al. [2004] and Guinness [2018] have provided excellent practical insights into these issues that can considerably improve finite sample behaviour in certain settings. Datta et al. [2016b] consider dynamic Bayesian modelling with model-based selection of $\{S_{(i)}\}_{i=1}^n$ based upon the covariance function and implemented within MCMC algorithms. Here, we conduct some simpler simulation examples to evaluate Vecchia's approximation for fixed sample size, but with varying number of neighbours,

based upon the properties of the normalized conditional residuals, $\tilde{e}_{i,1}/(E_1\tilde{e}_{i,1}^2)^{1/2}$ for $i = 1, 2, \dots, n$, which were employed in the proofs in Section 2.

We first investigate the behaviour of $\{e_{i,0}/(E_0e_{i,0}^2)^{1/2}\}_{i=1}^n$. From (1.3), each $p(y_i | y_{(i-1)}; \theta_0)$ is a Gaussian density. Therefore, the standardized $e_{i,0}$, i.e., $\{e_{i,0}/(E_0e_{i,0}^2)^{1/2}\}_{i=1}^n$, can be viewed as independent samples from a standard normal distribution. When the approximation in (1.4) is close to (1.3), the estimate $\hat{\theta}$ of θ based on (1.4) should be close to θ_0 and the pairs of the outcome, given a fixed set of neighbours, should also exhibit smaller correlations. This, in turn, would yield smaller correlations among the standardized $\tilde{e}_{i,1}$, i.e., $\{\tilde{e}_{i,1}/(E_1\tilde{e}_{i,1}^2)^{1/2}\}_{i=1}^n$ when $\phi_1 = \hat{\phi}$. Therefore, higher correlations among the fitted $\tilde{e}_{i,j}$ will be indicative of a poorer approximation of (1.3) by (1.4).

We present two examples. In the first example, we specify our observed locations to be equispaced over $\mathcal{D} = [0, 1]$ with $n = 300$ observations. We generate data from a zero-centered Gaussian process with the Matérn covariance function specified by $\nu = 2.0$, $\phi = 10.7$ and $\sigma^2 = 1.0$ to generate the data. In the second example, we specify observed locations over a 30×30 grid on $\mathcal{D} = [0, 1]^2$ and generate data from a zero-centered Gaussian process with $\nu = 1.5$, $\phi = 9.5$ and $\sigma^2 = 1.0$ as the values for the Matérn covariance function that generate the data.

For each data set, we estimate ϕ by maximizing the profile likelihood derived from (1.4)

$$\log\{\mathcal{PL}(\phi)\} \propto -\frac{n}{2} \log[\det\{\rho_{vecch}(\phi)\}] - \frac{n}{2} - \frac{n}{2} \log \left[\frac{1}{n} Y^\top \{\rho_{vecch}(\phi)\}^{-1} Y \right], \quad (4.2)$$

where $\log\{\mathcal{PL}(\phi)\} = \log[\sup_{\sigma^2} \{\mathcal{L}(\sigma^2, \phi)\}]$ and $\rho_{vecch}(\phi)$ is the correlation matrix of Y under the probability distribution corresponding to (1.4). We take $S_{(i)}$ as the k nearest neighbors of y_{i+1} . Subsequent to fitting the model, we use the resulting estimates of $\{\tilde{e}_{i,1}/(E_1\tilde{e}_{i,1}^2)^{1/2}\}_{i=1}^n$ to conduct visual checks on the quality of the approximation.

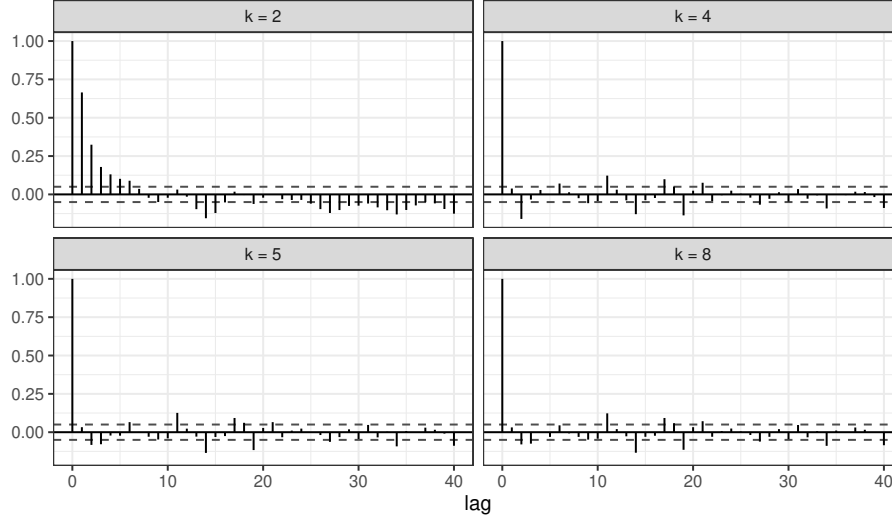


Figure 4: Autocorrelation plots from the 1-D example; the dash lines indicate -0.05 and 0.05

Figures 4 and 5 provide autocorrelation plots of the fitted $\{\tilde{e}_{i,1}/(E_1\tilde{e}_{i,1}^2)^{1/2}\}_{i=1}^n$ with varying choices of k for the first and the second example, respectively. In Figure 4, the autocorrelation for all lags drop fairly sharply as soon as the number of neighbours k exceeds 5. Some periodical patterns are observed in the autocorrelation plot in the second example when $k = 6$, but the periodicity is much less pronounced as k approaches 8.

We also fit a Bayesian model to the above two data sets to compare the impact of k on the inference of the unknown parameters based on the same data set. We conducted inference on both ϕ and σ^2 by generating samples from their joint posterior distribution. We assign a half-Normal prior with mean 0.0 and standard deviation $2\sqrt{3}$ for σ^2 , and a Gamma prior with shape 5.0 and rate 0.5 for ϕ . Both priors are weakly informative. The histograms of the posterior samples of ϕ for the first and the second examples are provided in Figures 6 and 7, respectively.

We observe that the histograms of ϕ when $k \geq 5$ are practically indistinguishable from the full likelihood in the first example. The histograms in Figure 7 reveal that increasing values of k have lesser of an effect on the shape the

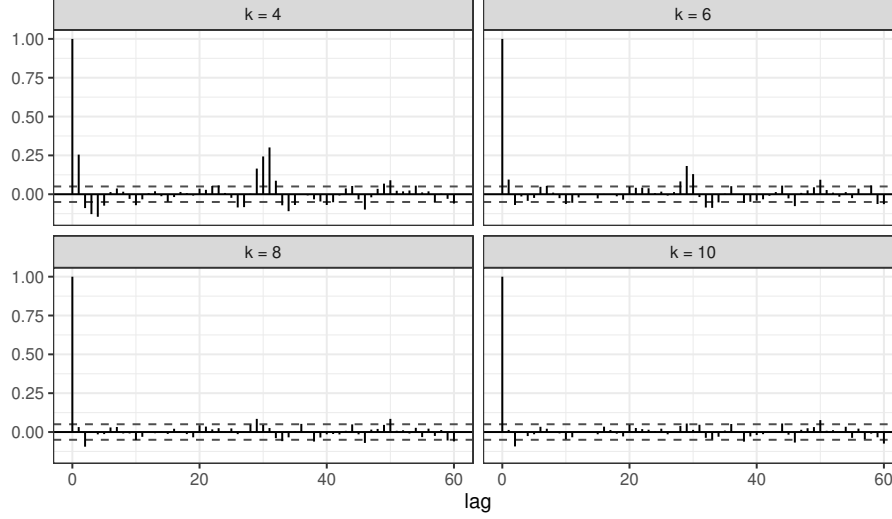
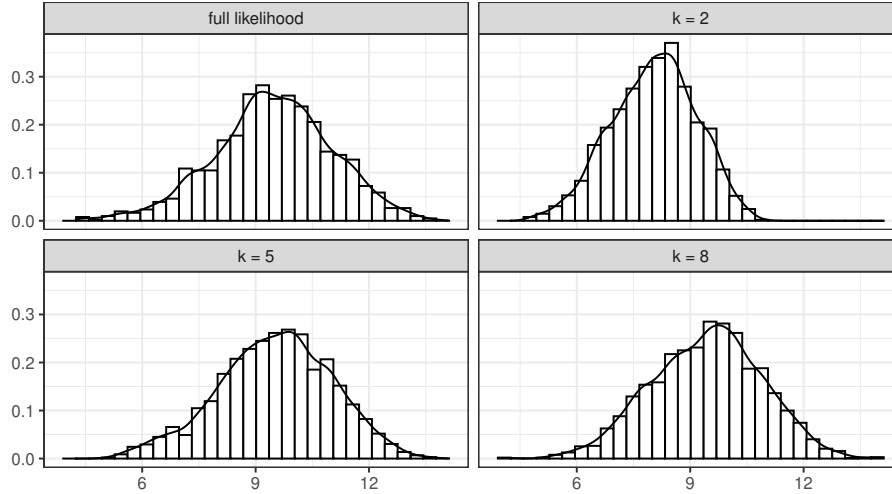


Figure 5: Autocorrelation plots from the 2-D example; the dash lines indicate -0.05 and 0.05

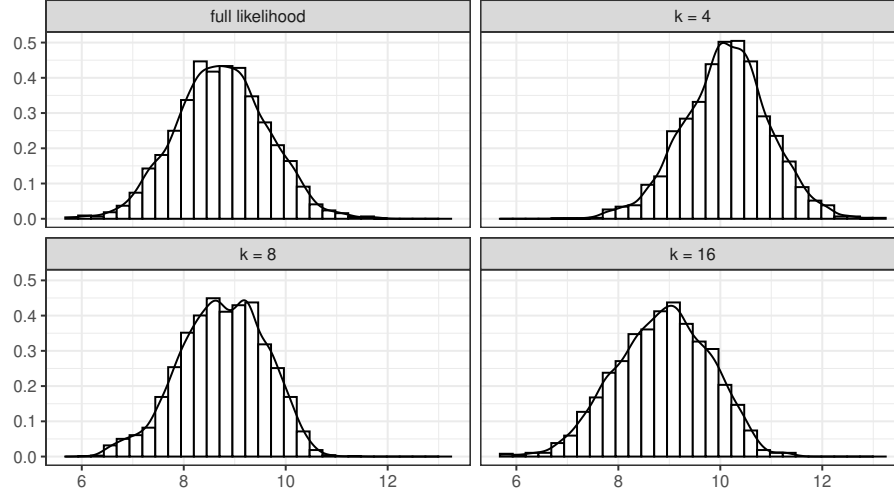
Figure 6: Density plots for ϕ in the 1-D example.

histogram for ϕ for $k \geq 8$ in the second example. These results are very consistent with those from the auto-correlation plots. The results for σ^2 present a very similar story so we do not include them here.

The above two examples show that visual checking of $\{\tilde{e}_{i,1}/(E_1 \tilde{e}_{i,1}^2)^{1/2}\}_{i=1}^n$ is a pragmatic tool for detecting inadequacies in Vecchia's approximation. Whilst it works well in our examples, we caution that adequacy of model fit and related model selection issues are much broader issues and are not comprehensively undertaken here. They have been extensively investigated elsewhere [see, e.g., Stein et al., 2004, Datta et al., 2016a, Guinness, 2018].

5 Conclusions and Future work

We have developed insights into inference based on GP likelihood approximations by Vecchia [1988] under fixed domain asymptotics for geostatistical data analysis. We have formally established the sufficient conditions for such approximations to have the same asymptotic efficiency as a full GP likelihood in estimating parameters in Matérn covariance function. The insights obtained here will enhance our understanding of identifiability of process parameters and can also be useful for developing priors for the microergodic parameters in Bayesian modeling. The results derived here will also offer insights into formally establishing posterior consistency of process parameters for a number

Figure 7: Density plots for ϕ in the 2-D example.

of Bayesian models that have emerged from (1.4) [Datta et al., 2016a,b, Katzfuss and Guinness, 2021, Peruzzi et al., in press].

We anticipate the current manuscript to generate further research in variants of geostatistical models. For example, it is conceivable that these results will lead to asymptotic investigations of covariance-tapered models [see, e.g., Wang et al., 2011] and in adapting some results, such as Theorems 2 and 3 in Kaufman and Shaby [2013] where ϕ is estimated, to the approximate likelihoods presented here. Finally, there is scope to specifically investigate fixed domain inference for other likelihood approximations that extend or generalize (1.4) [see, e.g., Katzfuss and Guinness, 2021, Peruzzi et al., in press].

References

- M. Abramowitz and A. Stegun. *Handbook of Mathematical Functions: with Formulas, Graphs, and Mathematical Tables*. Dover, 1965.
- F. Bachoc and A. Lagnoux. Fixed-domain asymptotic properties of maximum composite likelihood estimators for Gaussian processes. *J. Statist. Plann. Inference*, 209:62–75, 2020.
- Glen Baxter. An asymptotic result for the finite predictor. *Math. Scand.*, 10:137–144, 1962.
- A. Datta, S. Banerjee, A. O. Finley, and A. E. Gelfand. Hierarchical Nearest-Neighbor Gaussian Process Models for Large Geostatistical Datasets. *Journal of the American Statistical Association*, 111:800–812, 2016a. URL <http://dx.doi.org/10.1080/01621459.2015.1044091>.
- A. Datta, S. Banerjee, A. O. Finley, N. A. S. Hamm, and M. Schaap. Non-separable dynamic nearest-neighbor gaussian process models for large spatio-temporal data with an application to particulate matter analysis. *Annals of Applied Statistics*, 10:1286–1316, 2016b. URL <http://dx.doi.org/10.1214/16-A0AS931>.
- J. Du, H. Zhang, and V. S. Mandrekar. Fixed-domain asymptotic properties of tapered maximum likelihood estimators. *The Annals of Statistics*, 37(6A):3330–3361, 2009.
- H. Dym and H. P. McKean. Extrapolation and interpolation of stationary Gaussian processes. *Ann. Math. Statist.*, 41:1817–1844, 1970.
- H. Dym and H. P. McKean. *Gaussian processes, function theory, and the inverse spectral problem*. Academic Press [Harcourt Brace Jovanovich, Publishers], New York-London, 1976. Probability and Mathematical Statistics, Vol. 31.
- Jo Eidsvik, Benjamin A. Shaby, Brian J. Reich, Matthew Wheeler, and Jarad Niemi. Estimation and prediction in spatial models with block composite likelihoods. *Journal of Computational and Graphical Statistics*, 23(2):295–315, 2014. doi: 10.1080/10618600.2012.760460. URL <https://doi.org/10.1080/10618600.2012.760460>.

- Andrew O Finley, Abhirup Datta, Bruce C Cook, Douglas C Morton, Hans E Andersen, and Sudipto Banerjee. Efficient algorithms for Bayesian Nearest Neighbor Gaussian Processes. *Journal of Computational and Graphical Statistics*, 28(2):401–414, 2019.
- M. S. Ginovian. Asymptotic behavior of the prediction error for stationary random sequences. *Izv. Nats. Akad. Nauk Armenii Mat.*, 34(1):18–36 (2000), 1999.
- Ulf Grenander and Gabor Szegő. *Toeplitz forms and their applications*. California Monographs in Mathematical Sciences. University of California Press, Berkeley-Los Angeles, 1958.
- Joseph Guinness. Permutation and grouping methods for sharpening Gaussian process approximations. *Technometrics*, 60(4):415–429, 2018.
- I. A. Ibragimov. On the asymptotic behavior of the prediction error. *Theory of Probability & Its Applications*, 9(4): 627–634, 1964.
- Il'dar Abdullovich Ibragimov and Y. A. Rozanov. *Gaussian random processes*, volume 9 of *Applications of Mathematics*. Springer-Verlag, New York-Berlin, 1978. Translated from the Russian by A. B. Aries.
- Matthias Katzfuss and Joseph Guinness. A general framework for vecchia approximations of gaussian processes. *Statist. Sci.*, 36(1):124–141, 02 2021. doi: 10.1214/19-STS755. URL <https://doi.org/10.1214/19-STS755>.
- Matthias Katzfuss, Joseph Guinness, Wenlong Gong, and Daniel Zilber. Vecchia approximations of Gaussian-process predictions. *Journal of Agricultural, Biological and Environmental Statistics*, 25(3):383–414, 2020.
- C. G. Kaufman and B. A. Shaby. The role of the range parameter for estimation and prediction in geostatistics. *Biometrika*, 100(2):473–484, 2013.
- A. Kolmogorov. Interpolation und Extrapolation von stationären zufälligen Folgen. *Bull. Acad. Sci. URSS Sér. Math. [Izvestia Akad. Nauk. SSSR]*, 5:3–14, 1941.
- B. Matérn. *Spatial Variation*. Springer-Verlag, 1986.
- Michele Peruzzi, Sudipto Banerjee, and Andrew O. Finley. Highly scalable bayesian geostatistical modeling via meshed gaussian processes on partitioned domains. *Journal of the American Statistical Association*, in press. doi: 10.1080/01621459.2020.1833889. URL <https://doi.org/10.1080/01621459.2020.1833889>.
- A. N. Shiryaev. *Probability*, volume 95 of *Graduate Texts in Mathematics*. Springer-Verlag, New York, second edition, 1996.
- M. L. Stein. *Interpolation of Spatial Data: Some Theory for Kriging*. Springer-Verlag, 1999a.
- Michael L. Stein. Uniform asymptotic optimality of linear predictions of a random field using an incorrect second-order structure. *Ann. Statist.*, 18(2):850–872, 1990a.
- Michael L. Stein. Bounds on the efficiency of linear predictions using an incorrect covariance function. *Ann. Statist.*, 18(3):1116–1138, 1990b.
- Michael L. Stein. Predicting random fields with increasing dense observations. *Ann. Appl. Probab.*, 9(1):242–273, 1999b.
- Michael L Stein, Zhiyi Chi, and Leah J Welty. Approximating likelihoods for large spatial data sets. *Journal of the Royal Statistical Society: Series B (Statistical Methodology)*, 66(2):275–296, 2004.
- A. V. Vecchia. Estimation and model identification for continuous spatial processes. *Journal of the Royal Statistical society, Series B*, 50:297–312, 1988.
- Daqing Wang, Wei-Liem Loh, et al. On fixed-domain asymptotics and covariance tapering in gaussian random field models. *Electronic Journal of Statistics*, 5:238–269, 2011.
- Hao Zhang. Inconsistent estimation and asymptotically equal interpolations in model-based geostatistics. *Journal of the American Statistical Association*, 99(465):250–261, 2004.
- Hao Zhang. Asymptotics and computation for spatial statistics. In *Advances and Challenges in Space-time Modelling of Natural Events*, pages 239–252. Springer, 2012.
- Hao Zhang and Dale L Zimmerman. Towards reconciling two asymptotic frameworks in spatial statistics. *Biometrika*, 92(4):921–936, 2005.