

# Fully Dynamic Electrical Flows: Sparse Maxflow Faster Than Goldberg-Rao

Yŭ Gao \*

Yang P. Liu †

Richard Peng ‡

June 11, 2021

## Abstract

We give an algorithm for computing exact maximum flows on graphs with  $m$  edges and integer capacities in the range  $[1, U]$  in  $\tilde{O}(m^{\frac{3}{2} - \frac{1}{328}} \log U)$  time.<sup>1</sup> For sparse graphs with polynomially bounded integer capacities, this is the first improvement over the  $\tilde{O}(m^{1.5} \log U)$  time bound from [Goldberg-Rao JACM '98].

Our algorithm revolves around dynamically maintaining the augmenting electrical flows at the core of the interior point method based algorithm from [Mądry JACM '16]. This entails designing data structures that, in limited settings, return edges with large electric energy in a graph undergoing resistance updates.

---

\*Georgia Institute of Technology, [ygao380@gatech.edu](mailto:ygao380@gatech.edu)

†Stanford University, [yangpliu@stanford.edu](mailto:yangpliu@stanford.edu)

‡Georgia Institute of Technology & University of Waterloo, [rpeng@cc.gatech.edu](mailto:rpeng@cc.gatech.edu)

<sup>1</sup>We use  $\tilde{O}(\cdot)$  to suppress logarithmic factors in  $m$ .

# Contents

<b>1</b>	<b>Introduction</b>	<b>1</b>
1.1	Key Algorithmic Pieces . . . . .	2
1.2	Heuristic Runtime Calculation . . . . .	3
1.3	Related Work and Discussion . . . . .	4
1.4	General Notation and Conventions . . . . .	6
1.5	Organization of Paper . . . . .	6
<b>2</b>	<b>Overview of Approach</b>	<b>6</b>
2.1	Overview of LOCATOR for Dynamic Electric Flows . . . . .	7
2.2	Overview of Interior Point Method . . . . .	8
2.3	Overview of Handling of Randomness . . . . .	10
<b>3</b>	<b>Preliminaries: Maxflow and Electrical Flows</b>	<b>11</b>
3.1	Maxflow . . . . .	11
3.2	Electrical Flows . . . . .	12
<b>4</b>	<b>Dynamic Schur Complements and Checking High Energy Edges</b>	<b>13</b>
4.1	Preliminaries for Dynamic Schur Complements . . . . .	14
4.2	Dynamic Schur Complement . . . . .	18
4.3	Algorithm and Proof for CHECKER . . . . .	21
<b>5</b>	<b>Locator for Candidate Edges Against Oblivious Adversaries</b>	<b>24</b>
5.1	Approximating Projections Using Random Walks . . . . .	27
5.2	Maintaining Approximate Projections . . . . .	31
5.3	Locator Using Maintained Projections . . . . .	36
<b>6</b>	<b>Correctness of Recentering Batch</b>	<b>41</b>
6.1	IPM Setup and Stability . . . . .	41
6.2	Algorithm and Main Theorem Statement . . . . .	46
<b>7</b>	<b>Finding the Maxflow with Batched Steps</b>	<b>54</b>
<b>A</b>	<b>Omitted Proofs</b>	<b>68</b>
A.1	Proof of Lemma 4.6 . . . . .	68
A.2	Proof of Lemma 5.1 . . . . .	69
A.3	Proof of Lemma 5.6 . . . . .	71
A.4	Proof of Lemma 5.9 . . . . .	71
A.5	Proof of Lemma 6.2 . . . . .	71
A.6	Proof of Lemma 6.3 . . . . .	72
A.7	Proof of Lemma 6.5 . . . . .	73
A.8	Proof of Lemma 6.6 . . . . .	74
<b>B</b>	<b>Table of Variables</b>	<b>76</b>

# 1 Introduction

The maxflow problem asks to route the maximum amount of flow between two vertices in a graph such that the flow on any edge is at most its capacity. The efficiency of this problem is well-studied and has numerous applications in scheduling, image processing, and network science [CLRS09, GT14]. The main result of this paper is a faster exact maxflow algorithm on sparse directed graphs in the weakly polynomial setting, where the runtime depends logarithmically on the capacities.

**Theorem 1.** *There is an algorithm that on a graph  $G$  with  $m$  edges and integer capacities in  $[1, U]$  computes a maximum flow between vertices  $s, t$  in time  $\tilde{O}(m^{\frac{3}{2} - \frac{1}{328}} \log U)$ .*

In sparse graphs with polynomially large capacities, this is the first improvement over the classical  $O(m^{3/2} \log m \log U)$  time algorithm of Goldberg-Rao [GR98], which represented the culmination of a long line of work starting from the work of Hopcroft-Karp [HK73] for bipartite matchings and Karzanov and Even-Tarjan for unit capacity maxflow [Kar73, ET75]. Improving over this exponent of  $3/2$  for graph optimization problems has been intensively studied over the past decade via combinations of continuous optimization and discrete tools.

This line of work was initiated by Christiano-Kelner-Mądry-Spielman-Teng [CKM<sup>+</sup>11] who gave a  $\tilde{O}(m^{4/3} \epsilon^{-O(1)})$  time algorithm for  $(1 + \epsilon)$ -approximate maxflow. This has since been improved to  $m^{1+o(1)} \epsilon^{-O(1)}$  [She13, KLOS14] and the focus shifted to achieving improved  $\epsilon$  dependencies [Sch18, ST18] and exact solutions. Towards this, two breakthrough results were the  $\tilde{O}(m^{10/7} U^{1/7})$  time algorithm of Mądry [Mad13, Mad16] which broke the  $3/2$  exponent barrier on unweighted graphs, and the  $\tilde{O}(m\sqrt{n} \log U)$  time algorithm of Lee-Sidford [LS19], which was an improvement for any dense graph. Since then, these results respectively have been improved to yield algorithms that run in time  $m^{4/3+o(1)} U^{1/3}$  [LS20b, KLS20] and  $\tilde{O}((m + n^{3/2}) \log U)$  [BLN<sup>+</sup>20, BLL<sup>+</sup>21]. However, the  $3/2$  exponent of Goldberg-Rao [GR98] remained the state-of-the-art on sparse capacitated graphs.

Classical approaches to solving maxflow use augmenting paths to construct the final flow. Our algorithm, as well as the recent improvements above, instead computes the maxflow using a sequence of *electric flows*. For resistances  $\mathbf{r} \in \mathbb{R}_{\geq 0}^E$ , the  $s$ - $t$  electric flow is the one that routes one unit from  $s$  to  $t$  while minimizing the quadratic energy:

$$\min_{\mathbf{f} \text{ routes one } s\text{-}t \text{ unit}} \sum_{e \in E} r_e f_e^2.$$

Electric flows are induced by vertex potentials, and correspond to solving a linear system in the graph Laplacian. Motivated by this connection with scientific computing, two decades of work on combinatorial preconditioners led to the breakthrough result by Spielman-Teng [ST11] that Laplacian systems and electrical flows can be computed to high accuracy in  $\tilde{O}(m)$  time.

Our algorithm, as well as the recent faster runtimes for dense graphs [BLN<sup>+</sup>20, BLL<sup>+</sup>21], are built upon the dynamic processes view of flow augmentations [GN80, ST83] that provided much impetus for the study of dynamic graph data structures. In this view, the final flow is obtained via a sequence of flow modifications, and dynamic tree data structures such as link-cut trees [ST83, GN80] are designed to allow for sublinear time identification and modification of edges that limit flow progress. Concretely, the maxflow is built using a sequence of  $\tilde{O}(\sqrt{m})$  electric flows on graphs with slowly changing resistances. This corresponds to the celebrated interior point method (IPM henceforth) which shows that linear programs can be solved using  $\tilde{O}(\sqrt{m})$  slowly changing linear system solves [Kar84, Vai89]. To implement this framework we design data structures that on a graph with dynamic changing resistances:

- Identify all edges  $e$  with at least an  $\epsilon^2$  fraction of the total electric energy in the electric flow  $\mathbf{f}$  on a graph with resistances  $\mathbf{r}$ :

$$\mathbf{r}_e \mathbf{f}_e^2 \geq \epsilon^2 \sum_{e \in E} \mathbf{r}_e \mathbf{f}_e^2.$$

- Estimate the square root of energy or flow value of an edge up to an additive error of  $\pm \epsilon/10 \cdot \sqrt{\sum_{e \in E} \mathbf{r}_e \mathbf{f}_e^2}$ , i.e. a  $\epsilon/10$  fraction of the square root of the total electric energy.

Finally, we leverage this data structure along with several modifications to the outer loop to achieve our main result Theorem 1.

## 1.1 Key Algorithmic Pieces

At a high level, our algorithm implements an IPM which augments  $\tilde{O}(\sqrt{m})$  electric flows by building a data structure that detects large energy edges in an  $s$ - $t$  electric flow on a dynamic graph. In addition to this, our algorithm requires several modifications to the IPM. First, our data structure requires properties specific to  $s$ - $t$  electric flows to achieve its guarantees. Consequently, we are forced to design an IPM that only augments via  $s$ - $t$  electric flows. On the other hand, a standard IPM alternates between routing electric flows and routing additional electric circulations every step. Second, our data structures are randomized and thus their outputs may affect future inputs when applied within the IPM. This requires delicately modifying our algorithm to bypass this issue. We now give more detailed descriptions of each piece.

**Locating high energy edges in  $s$ - $t$  electric flows.** Our data structures for dynamic electric flows are based on the interpretation of electrical flow as random walks on the graph [DS84], which has been used previously for dynamic effective resistances [DGGP19, CGH<sup>+</sup>20]. In our setting we wish to detect edges with at least  $\epsilon^2$  fraction of the  $\ell_2$  electric energy. To achieve this, we use a spectral vertex sparsifier, which approximates the electric flow and potentials on this smaller set of *terminal* vertices. We use this sparsifier as well as additional random walks to maintain the result of an  $\ell_2$  heavy hitter sketch on the electric flow vector. This allows us to approximately maintain a short sketch vector and thus recover the large entries of the electric flow vector.

Our data structure has several subtleties which affect its interaction with the outer loop. First, it is essential that the electrical flows maintained are  $s$ - $t$  to ensure additional stability in our algorithms.  $s$ - $t$  electrical flows have additional, sharper, upper bounds on vertex potentials and flow values on edges, which do not hold for electrical flows with more general demands. Secondly, we only maintain an approximate  $\ell_2$  heavy hitter sketch but argue that this suffices for detection of large energy edges (Lemma 5.1).

**IPM with  $s$ - $t$  flows.** We must modify the IPM outer loop to interact with our dynamic electric flow data structure described above which fundamentally uses properties specific to  $s$ - $t$  flows. The standard IPM [Ren88] which uses electric flows to solve maxflow [DS08, Mad16, LS20b] has both a *progress* phase where an  $s$ - $t$  electric flow is augmented, and a *centering* phase where electric circulations are added to slightly fix the flow.

We modify the IPM to only use  $s$ - $t$  electric flows to make more than  $1/\sqrt{m}$  progress before we pay  $\tilde{O}(m)$  time to center using electric circulations. We leverage two key properties of the method

to achieve this. First, we argue that damping the step size of the IPM causes errors to accumulate more slowly. This allows us to use several  $s$ - $t$  electric flow steps (maintained in sublinear time by data structures) as opposed to flows with general demands before a centering step. Also, to argue this formally we use the fact that the resistances are multiplicatively stable to within a polynomial factor of the number of steps of standard size  $1/\sqrt{m}$ .

**Randomness in data structures and adaptivity.** Because we are applying randomized data structures inside an outer loop, their outputs may affect future inputs. In the literature, this is referred to as an *adaptive adversary*. On the other hand, our data structures naïvely only work against *oblivious adversaries*, where the inputs are independent of the outputs and randomness of the data structure.

We handle these issues by carefully designing our data structures and outer loop to not leak randomness between components, instead of making our data structures deterministic or work against adaptive adversaries in general. We start by breaking the data structure into a LOCATOR and a CHECKER, based on ideas from [FMP<sup>+</sup>18]. The LOCATOR returns a superset that contains all edges with large energy with high probability, and the CHECKER independently estimates the energies of those edges to decide whether to update them. This way, the randomness of LOCATOR does not affect its inputs. However, the outputs of CHECKER may affect its inputs. Now, we leverage that the sequence of flows encountered during the IPM outer loop are almost deterministic, and there are only a few iterations between deterministic instances. This way, we can use a separate CHECKER for each of these iterations before resetting every CHECKER to the deterministic instance.

## 1.2 Heuristic Runtime Calculation

The following key properties of the IPM outer loop are necessary to understand why a sublinear time data structure suffices to achieve a  $m^{3/2-\Omega(1)}$  time algorithm for capacitated maxflow.

1. Computing electric flows on graphs whose resistances are within  $1 \pm \gamma$  of the true resistances suffices to make  $1/\sqrt{m}$  progress (for some parameter  $\gamma = \tilde{\Omega}(1)$ ).
2. The resistances change slowly multiplicatively throughout the course of the algorithm. In fact, at most  $\tilde{O}(T^2\gamma^{-2})$  edges have their resistances change by at least  $1 \pm \gamma$  multiplicatively over  $T$  steps of the method for any  $\gamma$  (Lemma 6.6). In particular, over all  $\tilde{O}(\sqrt{m})$  iterations of electric flow computation, each edge's resistance changes  $\tilde{O}(1)$  times on average.
3. The resistance of an edge is approximately the inverse of its residual capacity squared. This way, an edge's resistance changes significantly if the electric energy of the edge is large in the computed electric flows.

If we have a data structure which detects edges with large energies in  $m^{1-\eta}$  amortized time per edge for some constant  $\eta > 0$ , then we can leverage it along with the above facts to design the following algorithm. We take steps in batches of size  $k$ , after which we pay  $\tilde{O}(m)$  time to fix and recenter our flow to find the true underlying resistances. During each batch, we use the data structure to detect all edges whose resistance changed by more than  $1 + \tilde{\Omega}(1)$  multiplicatively, and return their resistances.

Now we estimate the runtime of this algorithm. The cost of recentering is  $O(m) \cdot \tilde{O}(m^{1/2}/k) = \tilde{O}(m^{3/2}/k)$ , as there are  $\sqrt{m}$  total steps and we recenter every  $k$  iterations. Also, by the second item

above that at most  $\tilde{O}(k^2)$  edges have their resistances change significantly during a batch, so the data structure takes  $\tilde{O}(m^{1-\eta}k^2)$  time per batch. The total time used by the data structure is therefore  $\tilde{O}(m^{1-\eta}k^2) \cdot \tilde{O}(\sqrt{m}/k) = \tilde{O}(m^{3/2-\eta}k)$ . Taking  $k = m^{\eta/2}$  gives a final runtime of  $\tilde{O}(m^{3/2-\eta/2})$ , which is less than  $m^{3/2}$  as desired. The tradeoffs in our algorithms are significantly higher and more complicated in reality: we have higher exponents on the batch size  $k$  due to compounding errors in the method, and we have additional layers of intermediate rebuilds. Nonetheless, the final tradeoffs by which we obtain Theorem 1 are still similar in spirit.

### 1.3 Related Work and Discussion

There is a long history of work on the maximum flow problem, as well as work related to each of our key algorithmic pieces in Section 1.1: dynamic graph data structures, IPMs in the context of data structures, and random and adaptivity in data structures.

Our discussion below focuses on algorithms whose capacity dependence is logarithmic (weakly polynomial). The weakly polynomial setting also is equivalent to the setting where the edge capacities are positive real numbers, and we wish to compute an  $\epsilon$ -approximate solution in runtime depending on  $\log(1/\epsilon)$ . In the strongly polynomial setting, where the algorithm runtime has no capacity dependence, following early work of [Kar74, GN80, ST83], the best known maxflow runtime is  $O(mn)$  and  $O(n^2/\log n)$  when  $m = O(n)$  [Orl13, KRT94].

**Maxflow Algorithms** Network flow problems are widely studied in operations research, theoretical computer science, and optimization [GT14]. Among the many variants, the capacitated maxflow problem captures key features of both combinatorial graph algorithms and numerical optimization routines. As a result, it has an extensive history starting from the work of Dinic and Edmonds-Karp [Din70, EK72]. The seminal work by Edmonds-Karp [EK72] presented two algorithms: an  $O(n^2m)$  strongly polynomial time algorithm by finding shortest augmenting paths, and an  $O(m^2 \log U)$  weakly polynomial time algorithm based on finding bottleneck shortest paths. Improving these algorithms provided motivation for dynamic tree data structures [GN80], dual algorithms [GT88], and numerical primitives such as scaling [GR98]. These progress culminated in a runtime of  $\tilde{O}(\min(m^{3/2}, mn^{2/3}) \log U)$ : for more details, we refer the reader to the review by Goldberg and Tarjan [GT14].

In the two decades since Goldberg-Rao [GR98], all improvements on the exact maximum flow problem rely on continuous optimization techniques. These include the  $\tilde{O}(m\sqrt{n} \log U)$  runtime of Lee-Sidford [LS19], and several results culminating in a  $\tilde{O}(m/\epsilon)$  runtime for  $\epsilon$ -approximate maxflow on undirected graphs [CKM<sup>+</sup>11, She13, KLOS14, Pen16, She17, ST18]. Additionally, a line of work [Mad13, Mad16, LS20b] achieving a  $m^{4/3+o(1)}$  runtime in uncapacitated graphs [KLS20] by using weight changes and  $\ell_p$ -norm flows [KPSW19] to eliminate high energy edges, as opposed to our approach of using data structures to detect them. Recently, approaches that combine interior point methods (IPMs) with graphical data structures achieved a  $\tilde{O}((m + n^{3/2}) \log U)$  runtime for maxflow [BLN<sup>+</sup>20, BLL<sup>+</sup>21]. In this way, the bound of Golberg-Rao [GR98] has been improved in higher error approximate settings (on undirected graphs), for uncapacitated graphs, and for dense capacitated graphs. However, our result is the first to show an improvement for exact maxflow in the weakly polynomial parameter regime central to the line of work spanning from Edmonds-Karp [EK72] to Goldberg-Rao [GR98]: sparse directed graphs with polynomially bounded capacities.

**Data Structures for IPMs.** Starting from early work of Karmarkar [Kar84] and Vaidya [Vai89], several results leverage the fact that the linear systems resulting from IPMs are slowly changing, and that only approximate solutions are needed to implement the method. In this way, data structures for efficiently maintaining the inverse of dynamically changing linear systems have been used to speed up IPMs for linear programming [LS15, CLS19, Bra20, vdB21, BLSS20, BLN<sup>+</sup>20] and recently semidefinite programming [JKL<sup>+</sup>20]. Additionally, our algorithm uses the fact the multiplicative change in resistances is at most polynomial in the number of steps taken. While this type of result was previously known<sup>2</sup>, we are not aware of other IPM analyses that use this fact.

In the graphical setting of maxflow, this corresponds to dynamically maintaining electric flows in a graph with changing resistances. Our result is heavily motivated by the recent [BLN<sup>+</sup>20] and its follow-up [BLL<sup>+</sup>21] which obtained  $\tilde{O}(m + n^{1.5})$  type running times for flow problems. The flow-based version of these results use dynamic sparsification algorithms to maintain approximate electric flows in  $\tilde{O}(n)$  instead of  $\tilde{O}(m)$  time per iteration. Additionally these works required several other techniques to achieve their runtimes, including robust central paths/different measures of centrality, and weighted barriers. While we do not use these pieces in our algorithm, we are optimistic that understanding how to apply these techniques could improve the runtime of our method.

Also,  $\ell_2$  heavy hitters are used in [BLN<sup>+</sup>20, BLL<sup>+</sup>21] and our algorithms; however, we open up the standard statement of  $\ell_2$  heavy hitter [KNPW11] to prove that an approximate matrix-vector product suffices to implement the heavy hitter data structure (Lemma 5.1). Critically, we treat the heavy hitter sketch matrix as demands on which we compute electric flows which allows for interaction with random walks and spectral vertex sparsification.

**Dynamic graph data structures.** The data structures we use to make sublinear time steps in interior point methods broadly belong to data structures maintaining approximations to optimization problems in dynamically changing graphs [OR10, GP13, BS15, BHN16, ADK<sup>+</sup>16, HKN18, FG19, CGH<sup>+</sup>20]. Our maintenance of electrical flows is most directly related to dynamic effective resistance data structures [GHP17, GHP18, DGGP19, CGH<sup>+</sup>20]. In particular, they heavily rely on dynamic vertex sparsifiers, which by itself has also received significant attention in data structures [PSS19, Gor19, JS20]. In particular, our sublinear runtime comes in part from maintaining a spectral vertex sparsifier onto a smaller vertex subset.

**Adaptivity and randomness.** Our data structures are randomized, and are accessed in an adaptive manner: queries to it may depend on its own output. While there has been much recent work on making randomized sparsification based data structures more resilient against such adaptive inputs [NS17, Wul17, NSW17, SW19, CGL<sup>+</sup>20, BBG<sup>+</sup>20], our approach at a high level bypasses most of these issues because the (non-robust, unweighted) central path of IPMs is a fixed object. In this way, our randomized data structures are essentially pseudo-deterministic [GG11, GGR13]: while the algorithm is randomized, the output is the same with high probability. Additionally, the top-level interactions of our randomized components involve calling one data structure inside another to hide randomness. This has much in common with the randomized approximate min-degree algorithm from [FMP<sup>+</sup>18].

---

<sup>2</sup>Personal communication with Yin Tat Lee and Aaron Sidford [LS], also similar in spirit to [LS19, Lemma 67].

## 1.4 General Notation and Conventions

We use plaintext to denote scalars, bold lower case for vectors, and bold upper case for matrices. A glossary of variables and parameters is given in Appendix B. We will use the  $\hat{\cdot}$  notation to denote a later, modified, copy of a variable. As our update steps are approximate, we will also use the  $\tilde{\cdot}$  notation to denote approximate/error carrying versions of true variables.

We use  $\tilde{O}(\cdot)$  to suppress logarithmic factors in  $m$  and  $\tilde{\Omega}(\cdot)$  to suppress the inverse logarithmic factors in  $m$ . We let  $\mathbf{0}, \mathbf{1} \in \mathbb{R}^n$  denote the all zeroes/ones vectors respectively. For vectors  $\mathbf{x}, \mathbf{y} \in \mathbb{R}^n$  we let  $(\mathbf{x} \circ \mathbf{y})_i \stackrel{\text{def}}{=} \mathbf{x}_i \mathbf{y}_i$ . When context is clear, we also use  $\frac{\mathbf{x}}{\mathbf{y}}$  to denote the entry-wise division of two vectors, that is  $\left(\frac{\mathbf{x}}{\mathbf{y}}\right)_i \stackrel{\text{def}}{=} \frac{\mathbf{x}_i}{\mathbf{y}_i}$ . We use  $|\mathbf{x}|$  and  $|\mathbf{Y}|$  to denote the entry-wise absolute values of vector  $\mathbf{x}$  and matrix  $\mathbf{Y}$ .

Instead of tracking explicit constants in our parameters, we sometimes use  $c$  and  $C$  to denote sufficiently small (respectively large) absolute constants. E.g., for a parameter  $k > 1$ , we write  $\epsilon = ck^{-6}$  to denote that there is a constant  $c$  where  $\epsilon = ck^{-6}$ , and we will set  $c$  later to be sufficiently small.  $c$  and  $C$  may denote different constants in different places. We use “with high probability” or “w.h.p.” to mean with probability at least  $1 - n^{-10}$ .

We say that a symmetric matrix  $\mathbf{M} \in \mathbb{R}^{n \times n}$  is positive semidefinite (psd) if  $\mathbf{x}^\top \mathbf{A} \mathbf{x} \geq 0$  for all  $\mathbf{x} \in \mathbb{R}^n$ . For psd matrices  $\mathbf{A}, \mathbf{B}$  we write  $\mathbf{A} \preceq \mathbf{B}$  if  $\mathbf{B} - \mathbf{A}$  is psd. For positive real numbers  $a, b$  we write  $a \approx_\gamma b$  to denote  $\exp(-\gamma)b \leq a \leq \exp(\gamma)b$ . For psd matrices  $\mathbf{A}, \mathbf{B}$  we write  $\mathbf{A} \approx_\gamma \mathbf{B}$  if  $\exp(-\gamma)\mathbf{B} \preceq \mathbf{A} \preceq \exp(\gamma)\mathbf{B}$ .

## 1.5 Organization of Paper

The remainder of the paper is organized as follows. In Section 2 we elaborate on each major piece of our algorithm introduced in Section 1.1: dynamic electric flow data structures, our modified IPM outer loop, and handling of randomness and adaptive adversaries. Then in Section 3 we give the linear algebraic formulation of the maximum flow problem. We then introduce the key notion of electric flows and its relationship with linear systems and random walks.

The remainder of the paper is organized as follows. In Section 4 we first build a dynamic spectral vertex sparsifier and apply it to build a CHECKER data structure for estimating flows on edges. In Section 5 we extend this to build a LOCATOR data structure for heavy hitters of electric flows, i.e. detecting edges in the electric flow with large energies. In Section 6 we formally give the interior point method setup and argue that we can use the above CHECKER and LOCATOR data structures to give a RECENTERINGBATCH procedure that makes more than  $m^{-1/2}$  progress in amortized  $\tilde{O}(m)$  time. We additionally show several stability bounds that are essential for analyzing the runtime. In Section 7 we explain how to trade off all parameters to formally argue our main result (Theorem 1).

Finally, the appendix contains several omitted proofs in Appendix A, and a table of variables, notations, and parameters are given in Appendix B.

## 2 Overview of Approach

In this section we elaborate on the key pieces of our approach described in Section 1.1: dynamic electrical flow data structures (Section 2.1), an interior point method for maxflow using this data structure (Section 2.2), and how to handle issues with randomness and adaptive adversaries (Section 2.3).



## 2.1 Overview of LOCATOR for Dynamic Electric Flows

Recall the dynamic electric flow problem we solve. For a graph  $G = (V, E)$  with changing resistances  $\mathbf{r} \in \mathbb{R}_{\geq 0}^E$  such that the energy of the electric flow  $\mathbf{f}$  is at most 1 always, i.e.  $\sum_{e \in E} \mathbf{r}_e \mathbf{f}_e^2 \leq 1$ , return a set of at most  $\tilde{O}(\epsilon^{-2})$  edges  $S \subseteq E$  that contains all edges with energy at least  $\epsilon^2$ , i.e.  $\mathbf{r}_e \mathbf{f}_e^2 \geq \epsilon^2$  for  $e \in S$ . We wish to solve this in amortized sublinear time per resistance update.

At a high level, our approach is based on the vertex sparsification view towards data structures. In this view, we achieve sublinear runtimes by maintaining an object onto a smaller subset of terminal vertices  $C \subseteq V$  that approximately preserve the desired property in our data structure. For example, in our setting we will leverage *spectral vertex sparsifiers* that maintain the electrical properties of the graph onto the set of terminals, such as pairwise effective resistances. Alternatively, this can be viewed as maintaining the spectral properties of the inverse of the graph Laplacian (and is known as the *Schur complement*). In our algorithms, the set  $C$  will increase in size throughout our data structure to ensure that edge changes happen within  $C$ . Hence the focus is on maintaining properties onto  $C$  while new vertices are added to it throughout the algorithm.

We detect edges with large electric energies by first setting up a linear  $\ell_2$  heavy hitter sketch [KNPW11] against the energy vector  $\mathbf{R}^{1/2} \mathbf{f}$ , where  $\mathbf{R}$  is the diagonal matrix of resistances and  $\mathbf{f}$  is the electric flow. We then approximately maintain the sketch using random walks and spectral vertex sparsifiers. At a high level, an  $\ell_2$  heavy hitter sketch works by estimating the total  $\ell_2$ -norm / energy of various edge subsets using Johnson-Lindenstrauss sketches up to accuracy  $\epsilon$ . In this way, for  $\tilde{O}(\epsilon^{-2})$  sketch vectors  $\mathbf{q} \in \{-1, 0, 1\}^m$ , we must maintain the quantity  $\langle \mathbf{q}, \mathbf{R}^{1/2} \mathbf{f} \rangle$ . Now we relate the electric flow to the electric potentials  $\phi$  using Ohm's law: for any edge  $e = (u, v)$  we have  $\mathbf{f}_e = (\phi_u - \phi_v) / \mathbf{r}_e$ . Written algebraically, this is  $\mathbf{f} = \mathbf{R}^{-1} \mathbf{B} \phi$  where  $\mathbf{B}$  is the (unweighted) edge-vertex incidence matrix of the graph  $G$ . Plugging this into our previous formula gives us

$$\langle \mathbf{q}, \mathbf{R}^{1/2} \mathbf{f} \rangle = \langle \mathbf{q}, \mathbf{R}^{-1/2} \mathbf{B} \phi \rangle = \langle \mathbf{B}^\top \mathbf{R}^{-1/2} \mathbf{q}, \phi \rangle.$$

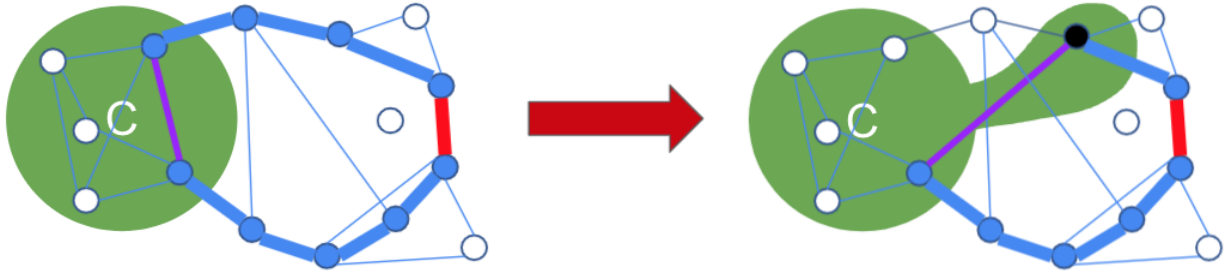
For simplicity we now let  $\mathbf{d} \stackrel{\text{def}}{=} \mathbf{B}^\top \mathbf{R}^{-1/2} \mathbf{q}$ . Intuitively, the sketch vector  $\mathbf{q}$  is inducing a demand  $\mathbf{d}$  on the vertices which we now want to dot against the vertex potentials  $\phi$ .

Now our goal is to use a smaller set of terminal vertices  $C$  to estimate the quantity  $\langle \mathbf{d}, \phi \rangle$ . We achieve this by leveraging the fact that we can recover potentials outside  $C$  by *harmonically extending* the potentials restricted to  $C$ :  $\phi_C$ . Precisely, the potential  $\phi_v$  at vertex  $v \neq s, t$  is the average of its neighbors, weighted proportional to inverse resistances. Equivalently, starting a random walk at a vertex  $v \notin C$  and taking exit edges proportional to inverse of resistances is a martingale (preserves mean) on the potentials. In this way we can write  $\phi = \mathcal{H} \phi_C$  where  $\mathcal{H} \in \mathbb{R}^{V(G) \times C}$  is this extension operator. Hence

$$\langle \mathbf{d}, \phi \rangle = \langle \mathbf{d}, \mathcal{H} \phi_C \rangle = \langle \mathcal{H}^\top \mathbf{d}, \phi_C \rangle.$$

To compute this final quantity we must maintain  $\mathcal{H}^\top \mathbf{d}$  and  $\phi_C$  efficiently in sublinear time. For the former, given our random walk interpretation of  $\mathcal{H}$ , we may interpret  $\mathcal{H}^\top \mathbf{d}$  as the vector given by “projecting”  $\mathbf{d}$  onto the terminal set  $C$  via random walks, and we write  $\boldsymbol{\pi}^C(\mathbf{d}) \stackrel{\text{def}}{=} \mathcal{H}^\top \mathbf{d}$  (Definition 5.5). In other words, the demand vector  $\mathbf{d}$  is distributed onto  $C$  based on the probabilities that random walks from vertices  $v$  hit  $C$  for the first time. This interpretation of  $\mathcal{H}^\top \mathbf{d}$  allows us to build random walks to simulate the changes to this vector under the terminal set  $C$  growing in size. For the latter, we maintain  $\phi_C$  by using the approximate spectral vertex sparsifier of [DGGP19] which approximately maintains the Laplacian inverse on  $C$  and hence the potentials. This construction is also based on running random walks from edges outside  $C$  until they hit  $C$ .

We briefly elaborate on how resistance updates affect the terminal set  $C$  and the random walks we maintain. We start by initializing  $C$  to be a random set of size  $\beta m$ . (The reader can imagine  $\beta = m^{-0.01}$  so that  $|C|$  is sublinear.) We run random walks from each edge or vertex until it hits  $C$ . These walks are short, specifically visiting  $\tilde{O}(\beta^{-1})$  distinct vertices with high probability, because  $C$  was chosen to be  $\beta m$  random vertices. Now, in general when the resistance of an edge  $e = (u, v)$  is changed we add both endpoints  $u, v$  of  $e$  to  $C$ . Now the edge  $e$  will be contained fully inside  $C$  so we can directly perform the resistance change. However we must update our random walks due to  $C$  changing. To do this we shortcut each random walk we computed to when it hit the larger set  $C$  and update the necessary properties. A depiction of this process is given in Fig. 1.



**Figure 1:** Shortcutting random walks from the red edge to a terminal set  $C$  when under the insertion of the black vertex to  $C$ .

To conclude, we describe some difficulties with the approach described above, specifically pertaining to maintaining the projected demand  $\mathcal{H}^\top \mathbf{d} = \boldsymbol{\pi}^C(\mathbf{d})$ . The first concern is that entries of  $\mathbf{d} = \mathbf{B}^\top \mathbf{R}^{-1/2} \mathbf{q}$  are too large if some edge  $e$  has resistance  $r_e$  close to 0 (as then  $r_e^{-1/2}$  is large). We handle this with the observation that edges with small resistances cannot have large energies in an  $s$ - $t$  electric flow (Lemma 5.2), so we can restrict our heavy hitter sketch to edges with sufficiently large resistances. Also, naively estimating the projection  $\boldsymbol{\pi}^C(\mathbf{d})$  with random walks from each vertex accumulates too much variance because the demand vector  $\mathbf{d}$  is dense. Instead we exactly compute  $\boldsymbol{\pi}^C(\mathbf{d})$  by solving a linear system to start, and we estimate the *change* in this vector under insertions to  $C$  by locally sampling random walks from the inserted vertex (Fact 5.7). Finally, we periodically recalculate this vector to ensure that error does not accumulate.

## 2.2 Overview of Interior Point Method

In this section we formalize the outer loop that our algorithm uses to argue that  $\tilde{O}(\sqrt{m})$  approximate electric flow computations suffice to compute a maxflow. We assume that the graph  $G$  is undirected [Lin09, Mad13] and that we know the optimal maxflow value  $F^*$  by a standard binary search reduction. Given this, the *central path* is a sequence of flows  $\mathbf{f}(\mu)$  for  $\mu \in (0, F^*]$  defined by the minimizers of a logarithmic barrier potential:

$$\mathbf{f}(\mu) \stackrel{\text{def}}{=} \arg \min_{\mathbf{B}^\top \mathbf{f} = (F^* - \mu) \mathbf{x}_{st}} V(\mathbf{f}) \quad \text{for} \quad V(\mathbf{f}) \stackrel{\text{def}}{=} \sum_{e \in E} -\log(\mathbf{u}_e - \mathbf{f}_e) - \log(\mathbf{u}_e + \mathbf{f}_e). \quad (1)$$

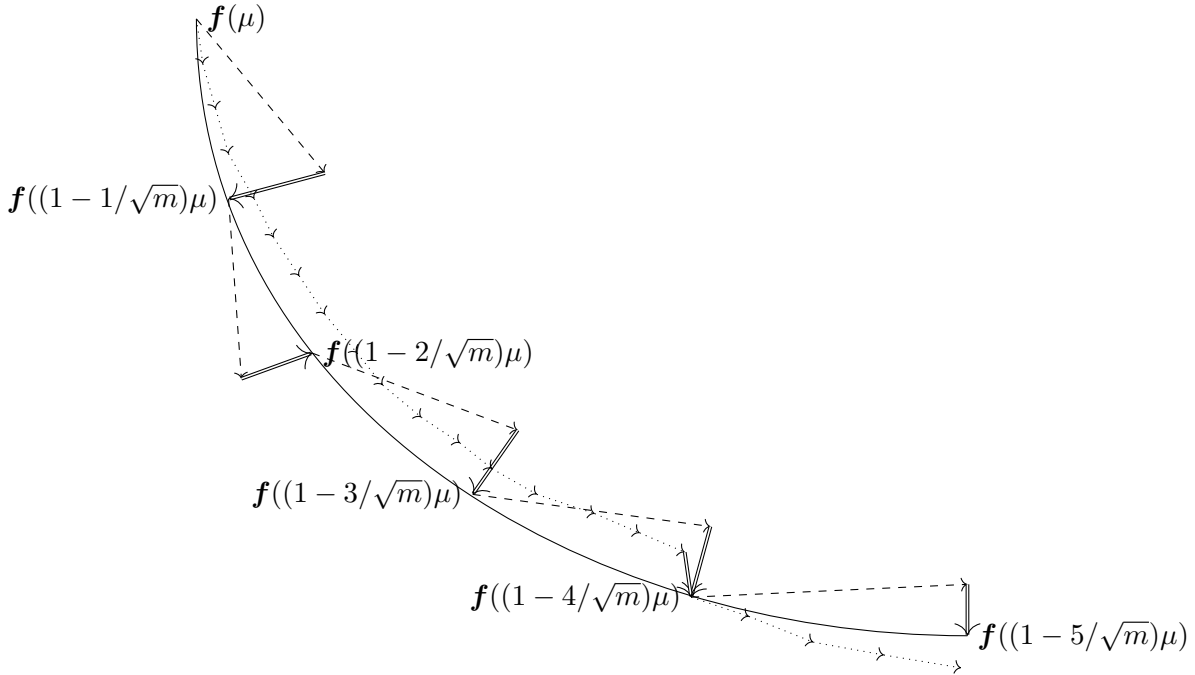
Note that for  $\mu = F^*$  that  $\mathbf{f}(F^*) = \mathbf{0}$ , the zero flow. Starting there, the goal of our algorithm is to follow this central path by slowly decreasing  $\mu$  towards 0 while computing the flows  $\mathbf{f}(\mu)$  along the way. While  $\mu$  never equals 0 exactly, the flows  $\mathbf{f}(\mu)$  approach the maximum flow as  $\mu$  approaches

0. We want to emphasize that the sequence of flows encountered by the algorithm along the way is *deterministic* in this sense, as the minimizer of the convex problem (1) is unique.

We remark that this central path (which is adapted from [Mad16]) differs from the more standard central path used to solve mincost flow with cost  $\mathbf{c}^\top \mathbf{f}$ . While this version can also work by setting  $\mathbf{c}$  as a large negative cost on an  $s$ - $t$  edge, we choose to work with our formulation because the intuition that we are augmenting by  $s$ - $t$  electric flows is useful for our data structure based approach.

Now consider trying to decrease the path parameter  $\mu$  to  $\hat{\mu} < \mu$  starting from the current central path flow  $\mathbf{f}(\mu)$ . Then we wish compute a flow  $\Delta \mathbf{f}$  which routes  $\mu - \hat{\mu}$  units from  $s$  to  $t$  such that adding  $\Delta \mathbf{f}$  to our current flow  $\mathbf{f}(\mu)$  gets to the minimizer of (1) for  $\hat{\mu}$ , i.e.  $\mathbf{f}(\hat{\mu}) = \mathbf{f}(\mu) + \Delta \mathbf{f}$ . While directly computing  $\Delta \mathbf{f}$  exactly is more difficult, one can show that up to a first order approximation,  $\Delta \mathbf{f}$  is given by the electric flow that routes  $\mu - \hat{\mu}$  units from  $s$  to  $t$ , with resistances given by  $\mathbf{r}_e = (\mathbf{u}_e - \mathbf{f}(\mu)_e)^{-2} + (\mathbf{u}_e + \mathbf{f}(\mu)_e)^{-2}$ .

To handle the approximations induced by using  $s$ - $t$  electric flows, we require another fact: if we are able to calculate a flow  $\tilde{\mathbf{f}}$  that is “close” to  $\mathbf{f}(\hat{\mu})$  on all edges, then we can compute  $\mathbf{f}(\hat{\mu})$  exactly using  $\tilde{O}(m)$  additional time (by computing additional electric circulations). Here,  $\tilde{\mathbf{f}}$  is close to  $\mathbf{f}(\hat{\mu})$  if all residual capacities differ by at most a multiplicative 1.1 factor (Lemma 6.2). Now, one can show that if  $\hat{\mu} = (1 - c/\sqrt{m})\mu$  for a small constant  $c$ ,  $\Delta \tilde{\mathbf{f}}$  is the electric  $s$ - $t$  flow routing  $\mu - \hat{\mu}$  units (even with approximate resistances), and  $\tilde{\mathbf{f}} = \mathbf{f}(\mu) + \Delta \tilde{\mathbf{f}}$ , then  $\tilde{\mathbf{f}}$  is close to  $\mathbf{f}(\hat{\mu})$ . Thus, this gives a method that terminates in  $\tilde{O}(\sqrt{m})$  iterations and  $\tilde{O}(m^{3/2})$  time.



**Figure 2:** Our algorithm is split into  $\tilde{O}(\sqrt{m}/k)$  batches of steps. Each batch is split into  $\tilde{O}(k^4)$  smaller steps to reduce error so that we can recenter in  $\tilde{O}(m)$  time at the end of each batch (Lemma 6.2). Each small step implements an approximate electric flow using data structures. In the diagram, the dashed line is standard path following which recenters (depicted by the double arrows) after each step of size  $1/\sqrt{m}$ . The dotted line is the finer steps which takes more total steps but only recenters after  $4/\sqrt{m}$  progress.

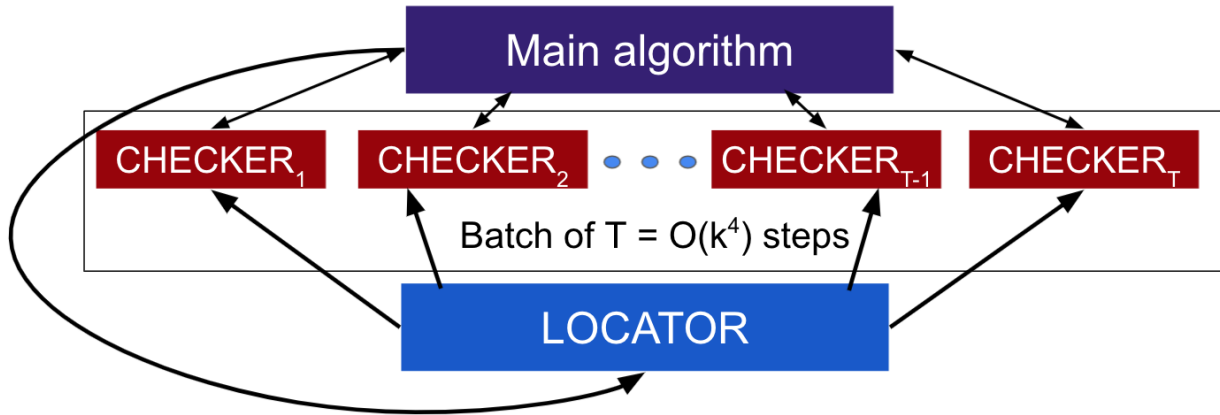
To achieve a  $m^{3/2-\Omega(1)}$  time maxflow algorithm using IPMs we must be able to decrease  $\mu$  to  $\hat{\mu} = (1-k/\sqrt{m})\mu$  for some  $k = m^{\Omega(1)}$  in  $\tilde{O}(m)$  amortized time. This would achieve a  $\tilde{O}(m^{3/2}/k)$  time algorithm. Directly adding the electric flow routing  $\mu - \hat{\mu} = k\mu/\sqrt{m}$  units from  $s$  to  $t$  accumulates too much error. We instead split this step into a batch of smaller steps, each which is an electric flow routing  $(\hat{\mu} - \mu)/k^4 = \mu/(k^3\sqrt{m})$  units. We show in Section 6 that because the electric flow is the first order approximation to the change in the central path, and because residual capacities are stable within a  $O(k^2)$  factor during the step (Lemma 6.7), that this sufficiently reduces error.

Now our method approximately implements each of the smaller steps in the batch using the data structure described in Section 2.1. We would like to emphasize again that even though the flows encountered during the small steps within a batch are randomized, we can pay  $\tilde{O}(m)$  at the end of each batch to move our flow back to the exact minimizer of (1) so that it is deterministic. A depiction of the batches, splits into small steps, and recentering is given in Fig. 2.

### 2.3 Overview of Handling of Randomness

In this section we explain how to adapt our IPM outer loop and data structures to ensure that randomness in the data structures used to produce outputs does not affect the distribution of future inputs to itself. To this end, let us recall our setup described in the above Sections 2.1 and 2.2. We have a heavy hitter data structure which returns a set  $S$  of edges that contains all edges with an  $\epsilon^2$  fraction of the energy, and estimates their energies up to additive error.

Our first step towards addressing the randomness issue is to decouple the data structure. We split it into two parts: the first part which returns edges with large energies (LOCATOR), and a separate part which estimates again the energies of returned edges (CHECKER). Our reasons for doing this are twofold – it both helps with reasoning about where randomness arises in the algorithm, and provides mild runtime improvements.



**Figure 3:** Within a batch of steps, during the  $i$ -th step the LOCATOR passes an edge subset to the  $i$ -th CHECKER. This communicates with the outside loop which passes updates to later CHECKERS as well as the LOCATOR.

In this new setup the LOCATOR corresponds to the heavy hitter, and returns a set of at most  $O(\epsilon^{-2})$  edges that contains all edges with at least  $\epsilon^2/10$  fraction of the electric energy. This set is fed to the CHECKER which independently estimates the amount of electric flow on that edge for each

edge in the set. The CHECKER wishes to accept any edge with at least  $\epsilon^2$  fraction of the electric energy and to estimate its flow value. Due to our IPM setup, these data structures are used within an outer loop consisting of  $\tilde{O}(\sqrt{m}/k)$  batches of steps, each which is split into  $k^4$  smaller steps. After each batch, the algorithm perfectly moves back to the minimizer of (1) in  $\tilde{O}(m)$  time and updates resistances. For each smaller step within the batch, we call LOCATOR and CHECKER together to find edges with large energies / flows, and hence must have their resistances updated. A depiction of the interactions between the LOCATOR, CHECKER data structures, and the algorithmic outer loop is given in Fig. 3.

Note that the flow that we maintain is deterministically equal to the minimizer of (1) at the start and end of each batch, so we can essentially update both the data structures deterministically. Hence we focus on ensuring the property that our data structures outputs do not affect futures inputs or states during the  $k^4$  steps within a batch. We first describe why LOCATOR can be assumed to be against oblivious adversaries, i.e. inputs are independent of the randomness. To understand why this is the case, consider the algorithm that does not use the LOCATOR data structure at all, and instead uses the CHECKER to independently estimate the flow on every single edge and decides whether it believes the edge to have high energy. Clearly this algorithm is valid. We argue that using the LOCATOR data structure simulates this algorithm that checks every edge. Indeed, we may set the thresholds for LOCATOR so that any edge that CHECKER decides to update with non-negligible probability is included in the set of edges LOCATOR returns with high probability. In this way, the outputs of LOCATOR do not affect its future inputs as long as CHECKER is checking each edge independently.

While this explains why LOCATOR may operate against oblivious adversaries, the same is unclear for CHECKER. Indeed, different flow value estimates for an edge  $e$  affect whether the resistance of  $e$  is changed, and this can affect the internal state of CHECKER itself even during the same batch. To handle this, we actually construct  $k^4$  independent CHECKER data structures, which we call  $D_i^{(\text{chk})}$  for  $i \in [k^4]$ , one for each small step within a batch. We use  $D_i^{(\text{chk})}$  to handle the set of edges that LOCATOR returns at small step  $i$  out of  $k^4$ . After this step, we stop updating  $D_i^{(\text{chk})}$  until the end of the batch. At that time, we roll back all changes made to  $D_i^{(\text{chk})}$  during the batch and then deterministically update its state to the new exact minimizer flow we compute. In this way, we can argue that the outputs of  $D_i^{(\text{chk})}$  can only affect inputs of  $D_j^{(\text{chk})}$  for  $j > i$ , so no  $D_i^{(\text{chk})}$  has inputs affecting itself. In this way, we may assume that each  $D_i^{(\text{chk})}$  actually operates against oblivious adversaries.

### 3 Preliminaries: Maxflow and Electrical Flows

We start by formally defining the maxflow problem, the electrical flow subroutine, and key objects for representing both problems. We will use  $G = (V, E)$  to denote graphs,  $\mathbf{u}$  to denote edge capacities, and  $\mathbf{f}$  to denote flows. We will also use  $\mathbf{deg}_v$  to denote the combinatorial/unweighted degree of vertex  $v$  in  $G$ , that is,  $\mathbf{deg}_v = |\{e \in E \mid e \ni v\}|$ .

#### 3.1 Maxflow

One can reduce directed maxflow to undirected maxflow with linear time overhead [Lin09, Mad13], so we assume our graph  $G = (V, E)$  is undirected throughout.  $m$  will be the number  $|E|$  of edges

and  $n$  will be the number  $|V|$  of vertices. We assume  $m \leq n^2$ .

We also assume that  $G$  is connected and has at least two vertices and one edge. Thus, each vertex of  $G$  has at least one edge incident to it. By standard capacity scaling techniques [AO91] we may assume that  $U = \text{poly}(m)$  throughout this paper. Also, we assume we know the optimal numbers of units  $F^* = \text{poly}(m)$ , as our algorithm works for any underestimate. Furthermore, our algorithm actually works for general demand maxflows, as we can add a super source  $s$  and super sink  $t$  to accumulate to positive (respectively negative) demands on vertices.

We can then formalize the decision version of maxflow via linear algebra. Define  $\mathbf{B}$  to be the edge-vertex incidence matrix of  $G$ :

$$\mathbf{B} \in \mathbb{R}^{E \times V} \quad \mathbf{B}_{eu} = \begin{cases} 1 & \text{if } u \text{ is the head of } e \\ -1 & \text{if } u \text{ is the tail of } e \\ 0 & \text{otherwise} \end{cases}$$

and  $\chi_{st}$  to be the indicator vector with  $-1$  at source  $s$ ,  $1$  at sink  $t$  and  $0$  everywhere else. Routing  $F^*$  units of flow from  $s$  to  $t$  then becomes finding  $\mathbf{f} \in \mathbb{R}^E$  such that

$$\mathbf{B}^\top \mathbf{f} = F^* \chi_{st} \quad \text{and} \quad -\mathbf{u} \leq \mathbf{f} \leq \mathbf{u}.$$

### 3.2 Electrical Flows

Electrical flows are  $\ell_2$ -minimization analogs of maxflow, and underlie all interior point method oriented approaches to high-accuracy maxflow [DS08, Mad13, LS19, Mad16, CMSV17].

We use the term *demand vector* for any vector  $\mathbf{d}$  such that  $\mathbf{d} \in \mathbb{R}^n$  and  $\mathbf{1}^\top \mathbf{d} = 0$ . We let  $\mathbf{r} \in \mathbb{R}^E$  be the vector of resistances:  $r_e$  denotes the resistance of edge  $e$ . For a demand vector  $\mathbf{d}$ , and the vector of resistances  $\mathbf{r}$ , the electrical flow problem is

$$\min_{\mathbf{f}: \mathbf{B}^\top \mathbf{f} = \mathbf{d}} \sum_e r_e \mathbf{f}_e^2.$$

Here the energy function can be further abbreviated using the norm notation: by letting  $\mathbf{R}$  denote the diagonal matrix with  $\mathbf{r}$  on the diagonal, the energy can be written as  $\|\mathbf{f}\|_{\mathbf{R}}^2$ . The quadratic minimization nature of this problem means its solution, or the optimal electrical flow, has a linear algebraic closed form, specifically

$$\mathbf{f} = \mathbf{R}^{-1} \mathbf{B} \left( \mathbf{B}^\top \mathbf{R}^{-1} \mathbf{B} \right)^\dagger \mathbf{d},$$

where  $\dagger$  denotes the Moore-Penrose pseudoinverse. The matrix  $\mathbf{B}^\top \mathbf{R}^{-1} \mathbf{B}$  is important on its own, and is known as the graph Laplacian matrix,  $\mathbf{L} = \mathbf{B}^\top \mathbf{R}^{-1} \mathbf{B}$ . Laplacian systems can be solved to high accuracy in nearly linear time [ST04, KMP10, KMP11, KOSA13, CKM+14, KLP+16, KS16]. The resulting solution vector on the vertices also have natural interpretations as voltages that induce the electrical flow [DS84]. Specifically, for the voltages

$$\phi = \mathbf{L}^\dagger \mathbf{d} = \left( \mathbf{B}^\top \mathbf{R}^{-1} \mathbf{B} \right)^\dagger \mathbf{d}$$

the flow is given by *Ohm's Law*:

$$\mathbf{f}_e = \frac{\phi_u - \phi_v}{r_e} \quad \text{for all } e = (uv).$$

Both this flow, and the voltages, can be computed to high accuracy in nearly-linear time using Laplacian solvers [ST04].

**Theorem 2.** *Let  $G$  be a graph with  $n$  vertices and  $m$  edges. Let  $\mathbf{r} \in \mathbb{R}_{>0}^E$  denote edge resistances. For any demand vector  $\mathbf{d}$  and  $\epsilon > 0$  there is an algorithm which computes in  $\tilde{O}(m \log \epsilon^{-1})$  time potentials  $\phi$  such that  $\|\phi - \phi^*\|_{\mathbf{L}} \leq \epsilon \|\phi^*\|_{\mathbf{L}}$ , where  $\mathbf{L} = \mathbf{B}^\top \mathbf{R}^{-1} \mathbf{B}$  is the Laplacian of  $G$ , and  $\phi^* = \mathbf{L}^\dagger \mathbf{d}$  are the true potentials determined by the resistances  $\mathbf{r}$ .*

Critical to our data structures are the intuition of electrical flows as random walks. Specifically, that the unit electrical flow from  $s$  to  $t$  is the expected trajectory of the random walk from  $s$  to  $t$ , with cancellations, where from vertex  $u$  we go to  $v \sim u$  with probability

$$\frac{\mathbf{r}_{uv}^{-1}}{\sum_{w \sim u} \mathbf{r}_{uw}^{-1}}$$

where the reciprocal of resistances, conductance, plays a role analogous to the weight of edges. Many of our intuitions and notations have overlaps with the electrical flow based analyses of sand-pile processes [DFGX18]. For a more systematic exposition, we refer the reader to the excellent monograph by Doyle and Snell [DS84].

## 4 Dynamic Schur Complements and Checking High Energy Edges

The main goal of this section is to show the following procedure for supporting electrical flow queries on edges for dynamically changing graphs.

**Theorem 3.** *There is a CHECKER data structure supporting the following operations with the given runtimes against oblivious adversaries, for constants  $0 < \beta, \epsilon < 1$ ,*

- **INITIALIZE**( $G, \mathbf{r}^{(\text{init})} \in \mathbb{R}_{>0}^{E(G)}, \epsilon, \beta$ ). *Initializes the data structure with a graph  $G$  where edge  $e$  has resistance  $\mathbf{r}_e$ . Runtime:  $\tilde{O}(m\beta^{-4}\epsilon^{-4})$ .*
- **PERMANENTUPDATE**( $e, \mathbf{r}_e^{\text{new}} \in \mathbb{R}_{>0}$ ). *Update  $\mathbf{r}_e \leftarrow \mathbf{r}_e^{\text{new}}$ . Runtime: amortized  $\tilde{O}(\beta^{-2}\epsilon^{-2})$ .*
- **TEMPORARYUPDATE**( $e, \mathbf{r}_e^{\text{new}} > 0$ ). *Update  $\mathbf{r}_e \leftarrow \mathbf{r}_e^{\text{new}}$ . Runtime: Worst case  $\tilde{O}((K\beta^{-2}\epsilon^{-2})^2)$  for  $K$  TEMPORARYUPDATES that are not rolled back. All TEMPORARYUPDATES should be rolled back before the next PERMANENTUPDATE.*
- **ROLLBACK**( $\cdot$ ). *Rolls back the last TEMPORARYUPDATE if exists. Costs the same time as the original operation.*
- **CHECK**( $e$ ). *Let  $\mathcal{E}$  be the energy of a unit  $s$ - $t$  electric flow  $\Delta \mathbf{f}$ . If the energy of edge  $e$  is at least  $\epsilon^2 \mathcal{E}$ , edge  $e$  must be accepted. If edge  $e$  is accepted, additionally returns a real number  $\mathbf{g}_e$  satisfying*

$$\left| \mathbf{r}_e^{1/2} (\mathbf{g}_e - \Delta \mathbf{f}_e) \right| \leq \epsilon \sqrt{\mathcal{E}} / 10. \quad (2)$$

*If the energy of  $e$  is at most  $\epsilon^2 \mathcal{E} / 2$ , edge  $e$  must not be accepted. Runtime: worst case  $\tilde{O}\left(\left(\beta m + (K\beta^{-2}\epsilon^{-2})^2\right) \epsilon^{-2}\right)$  where  $K$  is the number of TEMPORARYUPDATE operations that are not rolled back. **Additionally, the output of CHECK( $e$ ) is independent of any previous calls to CHECK.***

Finally, the probability that all calls to `CHECK(e)` return valid outputs is at least  $1 - n^{-10}$ . The total number of `PERMANENTUPDATE` and `TEMPORARYUPDATE` that are not rolled back should not exceed  $\beta m$ .

Our approach is based on that of [DGGP19] which builds dynamic spectral vertex sparsifiers or Schur complements, which we introduce below in Section 4.1. However we give a self-contained exposition here because we must adapt various guarantees of the algorithm for our setting, in large part to deal with randomness and adaptivity issues. This also explains the occurrence of `PERMANENTUPDATE` and `TEMPORARYUPDATE` in our data structure guarantee: calls to `PERMANENTUPDATE` intuitively result from deterministic data structure changes, while `TEMPORARYUPDATE` is for changes which we later wish to undo. This allows us to more carefully control the randomness in `CHECKER`. We formally construct the dynamic Schur complement data structure in Section 4.2 and apply it to show the `CHECKER` (Theorem 3) in Section 4.3.

## 4.1 Preliminaries for Dynamic Schur Complements

We introduce various properties of spectral vertex sparsifiers, or Schur complements, that we require throughout this section and the next. Additionally, we introduce dynamic expander decompositions and spectral sparsification which we need within our dynamic Schur complement data structure.

### 4.1.1 Schur Complements

Our data structures use approximate spectral vertex sparsifiers for graph Laplacians, also known as Schur complements. For a non-empty subset of vertices  $C \subseteq V$ , with the rest of the vertices denoted as  $F = V \setminus C$ , let  $\mathbf{L}_{FF}, \mathbf{L}_{CF}, \mathbf{L}_{CC}$  denote the respective blocks of the Laplacian  $\mathbf{L}$  induced by the rows/columns corresponding to  $F$  and  $C$ . The *Schur complement*  $\mathbf{SC}(\mathbf{L}, C)$  of  $\mathbf{L}$  onto  $C$  is given by

$$\mathbf{SC}(\mathbf{L}, C) \stackrel{\text{def}}{=} \mathbf{L}_{CC} - \mathbf{L}_{CF} \mathbf{L}_{FF}^{-1} \mathbf{L}_{FC}.$$

Note that  $\mathbf{L}_{FF}$  is full rank by the assumption that the graph is connected. It is known that  $\mathbf{SC}(\mathbf{L}, C)$  is also a graph Laplacian. When context is clear, we use  $\mathbf{SC}(G, C)$  instead of  $\mathbf{SC}(\mathbf{L}, C)$ .

Such smaller graphs are significant because they directly provide the solution to the Laplacian system on the subset  $C$ . For vector  $\mathbf{x} \in \mathbb{R}^n$ , we define the vector  $\mathbf{x}_C \in \mathbb{R}^C$  as shorter vector formed by the entries in  $C$ . The following property of Schur complements is critical to all dynamic data structures for effective resistances to date [Gor19, GHP18, DGGP19], and is also used throughout elimination based linear systems solvers [KLP<sup>+</sup>16, KS16, CKK<sup>+</sup>18].

**Fact 4.1.** *For any  $\mathbf{L}$ , strict subset  $C$ , and vector  $\mathbf{x} \in \mathbb{R}^n$  such that  $\mathbf{x}_{V \setminus C} = \mathbf{0}$  for  $i \notin C$ . Then  $(\mathbf{L}^\dagger \mathbf{x})_C = \mathbf{SC}(\mathbf{L}, C)^\dagger(\mathbf{x}_C)$ .*

In order to obtain sublinear time, these data structures take a more local interpretation of electrical flows. This is done by considering the Schur complement as the result of random walking the edges of  $G$  until both endpoints are in  $C$ . In order to formalize this, we first need to define the probability of a random walk hitting  $C$  at some vertex  $v \in C$ . Here we follow from the notation from [Sch18, SRS18]. A variant of this notation was also central to [DFGX18].

**Definition 4.2.** Let  $G = (V, E, \mathbf{r})$  be a graph with resistances  $\mathbf{r}$ , and  $C \subseteq V$  be a subset of vertices. For vertices  $u \in V$ ,  $v \in C$ , define  $p_v^C(u)$  to be the probability that a random walk (picked proportional to resistance inverses) starting at  $u$  reaches  $v$  before any vertex in  $C \setminus \{v\}$ .



A folklore result that has become increasingly important in elimination based algorithms [KLP<sup>+</sup>16, CKK<sup>+</sup>18, DGGP19] is that the Schur complement is the expectation of such random walks.

**Fact 4.3.** *For a graph  $G$  and vertex subset  $C$ , the weight (inverse resistance) of an edge  $(c_1, c_2)$  in  $\mathbf{SC}(G, C)$  with  $c_1, c_2 \in C$  is given by*

$$\sum_{e=(u,v) \in E(G)} p_{c_1}^C(u) \cdot p_{c_2}^C(v) \cdot \mathbf{r}_e^{-1}.$$

While we do not use this directly, its intuition is critical for our sublinear time access to portions of electrical flows. Specifically, operator approximations of Schur complements can be obtained by sampling slight variants of such walks.

**Lemma 4.4** (Schur complement approximation, [DGGP19] Theorem 3.1). *Let  $G = (V, E, \mathbf{r})$  be an undirected, weighted multigraph with a subset of vertices  $T$ . Furthermore, let  $\epsilon \in (0, 1)$  and let  $\rho = P\epsilon^{-2} \log n$ . Let  $H$  be an initially empty graph with vertices  $T$ , and for each edge  $e = (u, v) \in E(G)$  repeat the following procedure  $\rho$  times.*

1. *Simulate a random walk from  $u$  until it hits  $T$  at  $t_1$ .*
2. *Simulate a random walk from  $v$  until it hits  $T$  at  $t_2$ .*
3. *Combine these random walks (along with edge  $e = (u, v)$ ) to form a walk  $W$ .*
4. *Add edge  $(t_1, t_2)$  to  $H$  with resistance  $\rho \sum_{e \in W} \mathbf{r}_e$ .*

*The resulting graph  $H$  satisfies  $\mathbf{L}(H) \approx_\epsilon \mathbf{SC}(G, T)$  with probability at least  $1 - n^{-\Omega(P)}$ .*

Note that if both endpoints of an edge  $e$  are in  $T$ , then the sampling process above from  $e$  creates  $\rho$  copies of  $e$  and each of them has resistance  $\rho \mathbf{r}_e$ . The sum of the copies is equivalent to the original edge  $e$  itself with its original resistance  $\mathbf{r}_e$ . So in this case, we may simply add  $e$  to  $H$  instead of the  $\rho$  sampled copies of it.

For a walk  $W$ , we say that its *resistive length* is  $\sum_{e \in W} \mathbf{r}_e$ .

Furthermore, if a walk is short, in that it does not visit more than  $\ell$  distinct vertices, it can be sampled, along with its resistance length, to accuracy  $1 \pm \epsilon$  in  $\text{poly}(\ell \epsilon^{-1})$  time. Augmenting  $C$  with random vertices then in turn gives an effective way for keeping all the walks short. Specifically, adding each vertex independently with probability  $\beta$  to  $C$  ensures that a particular path meets  $C$  in  $\tilde{O}(\beta^{-1})$  steps, and in [DGGP19] this was shown to also hold when the addition to  $C$  is performed first. These short walks can in turn be sampled locally.

**Lemma 4.5** (Efficient random walks, [DGGP19] Lemma 4.9). *There is an algorithm that given a graph  $G$  with all resistances in  $[U_1, U_2]$ , a starting vertex  $u$ , a length  $\ell$ , and error  $\epsilon > 0$ , samples a random walk from  $u$  until it reaches  $\ell$  distinct vertices. Additionally, for any vertex  $v$  among these  $\ell$  distinct vertices, the algorithm returns a multiplicative  $\exp(\epsilon)$  approximation to the resistive length of the walk from  $u$  to first time it hits  $v$ . The total runtime is  $\tilde{O}(\ell^4 \epsilon^{-2} \log^{O(1)}(U_2/U_1))$ .*

The running time and accuracy of our data structures depend on the expected number of these random walks that pass through each vertex. We refer to this as the *congestion* that the random walks incur on vertices. In Appendix A.1 we show that  $C$  can be efficiently augmented with the highly congested vertices to reduce the congestion on vertices in  $V \setminus C$ . At a high level, we take the  $O(\beta m)$  vertices with largest expected congestion and add them to  $C$ . By a Chernoff bound we can estimate congestion to a factor of two accuracy by random sampling.

**Lemma 4.6.** *There is a routine CONGESTIONREDUCTIONSUBSET that given an undirected weighted graph  $G$  with degrees  $\mathbf{deg}$ , and a parameter  $\beta$ ,  $\widehat{C} = \text{CONGESTIONREDUCTIONSUBSET}(G, \beta)$  returns in  $\widetilde{O}(m\beta^{-2})$  time  $\widehat{C}$  with  $|\widehat{C}| \leq O(\beta m)$  such that for all vertices  $v \in V \setminus \widehat{C}$  we have*

$$\sum_{u \in V \setminus \widehat{C}, u \neq v} \mathbf{deg}_u \cdot p_v^{\widehat{C} \cup \{v\}}(u) \leq \widetilde{O}(\beta^{-2}).$$

A similar congestion reduction procedure is also used the distributed Schur-complement based Laplacian solver in [FGL<sup>+</sup>20]).

#### 4.1.2 Dynamic Expander Decompositions and Spectral Sparsification

Our algorithm for dynamic spectral sparsification which we need within the dynamic Schur complement is based on expander decomposition based spectral sparsification [ST11]. Specifically, independently sampling an edge  $e = (uv)$  contained in an expander with probability  $p_e = \widetilde{O}(\mathbf{deg}_u^{-1} + \mathbf{deg}_v^{-1})$  produces spectral approximations with high probability. The dynamic maintenance of decompositions of graphs into expanders was introduced by Nanongkai and Saranurak [NS17] and Wulff-Nilsen [Wul17] for dynamic connectivity and minimum spanning tree data structures. We cite a more recent formulation that is tailored more explicitly towards graph sparsification.

**Lemma 4.7** (Dynamic expander decomposition, [BBG<sup>+</sup>20]). *Given a unweighted graph  $G$  and conductance parameter  $\phi \leq \log^{-4} n$ , there is an algorithm which uses  $\widetilde{O}(m\phi^{-1})$  preprocessing time, and against an adaptive adversary maintains an expander decomposition of  $G$  into subgraphs  $G_1, G_2, \dots, G_\ell$  that are  $\phi$ -expanders under insertions / deletions in amortized  $\widetilde{O}(\phi^{-2})$  time, and  $\sum_{i=1}^{\ell} |V(G_i)| = O(n \log^2 n)$ .*

By *maintaining* an expander decomposition, we mean that the algorithm outputs which edges move in and out of which expanders. Maintaining an expander decomposition allows us to sample a spectral sparsifier in  $\widetilde{O}(n)$  as opposed to  $\widetilde{O}(m)$  time when queried.

To support rollbacks with worst case runtime, we will need the following theorem of [SW19].

**Lemma 4.8** (Expander pruning, [SW19]). *Let  $G = (V, E)$  be a  $\phi$ -expander with  $m$  edges. There is a deterministic algorithm with access to adjacency lists of  $G$  such that, given an online sequence of  $K \leq \phi m / 10$  edge deletions in  $G$ , can maintain a pruned set  $P \subseteq V$  such that the following property holds. Let  $G_i$  and  $P_i$  be the graph  $G$  and the set  $P$  after the  $i$ -th deletion. We have, for all  $i$ ,*

1.  $P_0 = \emptyset$  and  $P_i \subseteq P_{i+1}$ ,
2.  $\text{vol}(P_i) \leq 8i/\phi$  and  $|E(P_i, V - P_i)| \leq 4i$ , and
3.  $G_i \setminus P_i$  is a  $\phi/6$ -expander.

*The total time for updating  $P_0, \dots, P_K$  is  $O(K \log m / \phi^2)$ .*

In the following lemma, we combine Lemma 4.7 and Lemma 4.8 to get a dynamic expander decomposition algorithm that supports rollbacks. For each update that will not be rolled back (permanent update), we simply forward the update to the dynamic expander decomposition (Lemma 4.7). For each update that will be rolled back (temporary update), we prune the updated edge from the expander it is currently in by Lemma 4.8. Temporary updates are slower than permanent updates but their runtime is worst case bounded.

**Lemma 4.9.** *Given a unweighted graph  $G$  and conductance parameter  $\phi \leq \log^{-4} n$ , there is an algorithm which uses  $\tilde{O}(m\phi^{-1})$  preprocessing time and against an adaptive adversary maintains an expander decomposition of  $G$  into subgraphs  $G_1, G_2, \dots, G_t$  that are  $\phi/6$ -expanders that supports the following two types of updates:*

1. *Permanent update: Insert / delete an arbitrary edge in amortized  $\tilde{O}(\phi^{-2})$  time.*
2. *Temporary update: Insert / delete an arbitrary edge.  $K$  consecutive temporary updates cost worst case  $\tilde{O}(K^2 + K/\phi)$  time.*
3. *Rollback: Rollback the last temporary update.*

*Temporary updates must be rolled back before the next permanent update. The expander decomposition always satisfies  $\sum_{i=1}^t |V(G_i)| = \tilde{O}(n \log^2 n + K^2 + K/\phi)$  where  $K$  is the number of updates of temporary updates that are not yet rolled back.*

*Proof.* For the permanent updates, we may use Lemma 4.7 directly because the temporary updates are guaranteed to be rolled back before the next permanent update. For a sequence of temporary updates to edge  $e_1, \dots, e_K$ , we delete the edges  $e_i$  in order from their respective expanders by Lemma 4.8. Let  $P_K$  be the union of the pruned sets of all expanders after deleting  $e_1, \dots, e_K$ . By Item 2 of Lemma 4.8 and summing over the expanders, at most  $O(K^2)$  edges are incident to the pruned vertices  $P_K$ . Each of these edges can be viewed as an expander by itself.

In an expander  $G_i$  with  $m_i$  edges, Lemma 4.8 can be used to delete at most  $\phi m_i/10$  edges. To delete  $K_i > \phi m_i/10$  edges from this expander, we delete all remaining edges in it in  $O(m_i)$  time and remove this empty expander. (And view the deleted edges as expanders by themselves.) In this case, deleting  $K_i$  edges cost at most  $m_i = O(K_i/\phi)$  time.

Combining the two cases above,  $K$  consecutive temporary updates costs  $\tilde{O}(K^2 + K/\phi)$  time and  $G$  is decomposed into expanders with total size  $\tilde{O}(n \log^2 n + K^2 + K/\phi)$ .  $\square$

The dynamic expander decomposition in Lemma 4.9 implies the following dynamic spectral edge sparsifier:

**Lemma 4.10** (Dynamic edge sparsifier). *There is an algorithm which given a graph  $G$  with polynomially bounded resistances, preprocesses  $G$  in  $\tilde{O}(m)$ , and against an adaptive adversary supports the following operations:*

1. *Permanent update: Insert / delete an arbitrary edge in amortized  $\tilde{O}(1)$  time.*
2. *Temporary update: Insert / delete an arbitrary edge.  $K$  consecutive temporary updates cost worst case  $\tilde{O}(K^2)$  time in total.*
3. *Rollback: Rollback the last temporary update.*
4. *Output: Output an  $(1 + \epsilon)$ -spectral sparsifier of  $G$  in time  $\tilde{O}((n + K^2)\epsilon^{-2})$  at any time where  $K$  is the number of updates of temporary updates that are not yet rolled back.*

*Temporary updates must be rolled back before the next permanent update.*

*Proof.* We maintain  $O(\log m)$  instances of the dynamic expander decomposition given in Lemma 4.9 with  $\phi = \Theta(\log^{-4} n)$  to maintain a dynamic expander decomposition for edges with resistances in  $[2^i, 2^{i+1}]$  for  $-O(\log m) \leq i \leq O(\log m)$ . Temporary and permanent updates are forwarded respectively. When a  $(1 + \epsilon)$ -spectral sparsifier query is received, do the following: on each expander and each vertex  $v$  in it, we uniformly sample the neighboring edges of  $v$  so that we keep  $\tilde{O}(\epsilon^{-2})$  edges in expectation.  $\square$

## 4.2 Dynamic Schur Complement

In this section we prove the following result about maintaining a dynamic Schur complement under terminal additions, deletions, and resistance changes, with an initial set of *safe terminals* that is our choice.

**Theorem 4** (Dynamic Schur complement). *There is a DYNAMICSC data structure that against an oblivious adversary supports the following operations for any parameters  $0 < \beta, \epsilon < 1$ , on a graph  $G$  with dynamic terminal set  $C$ .*

- INITIALIZE( $G, \mathbf{r}^{(\text{init})} \in \mathbb{R}_{>0}^{E(G)}, C^{(\text{init})}, \epsilon, \beta$ ). *Initializes a graph  $G$  with resistances  $\mathbf{r}^{(\text{init})}$  and a set of safe terminals  $C^{(\text{safe})}$ . Sets the terminal set  $C \leftarrow C^{(\text{safe})} \cup C^{(\text{init})}$ . Runtime:  $\tilde{O}(m\beta^{-4}\epsilon^{-4})$ .*
- PERMANENTADDTERMINALS( $\Delta C \subseteq V(G)$ ). *Adds all vertices in the set  $\Delta C$  as terminals. Runtime:  $\tilde{O}(|\Delta C|\beta^{-2}\epsilon^{-2})$  amortized.*
- TEMPORARYADDTERMINALS( $\Delta C \subseteq V(G)$ ). *Adds all vertices in the set  $\Delta C$  as (temporary) terminals. Runtime: Worst case  $\tilde{O}\left((K\beta^{-2}\epsilon^{-2})^2\right)$  if the TEMPORARYADDTERMINALS operations that are not rolled back add  $K$  terminals in total. All TEMPORARYADDTERMINALS operations should be rolled back before the next PERMANENTADDTERMINALS.*
- UPDATE( $Z, \mathbf{r}^{\text{new}} \in \mathbb{R}_{>0}^Z$ ). *Under the guarantee that for all edges  $e \in Z$ , both endpoints of  $e$  are terminals, updates  $\mathbf{r}_e \leftarrow \mathbf{r}_e^{\text{new}}$  for all  $e \in Z$ . Runtime: Worst case  $\tilde{O}(|Z|)$ .*
- SC(). *Returns a  $(1 + \epsilon)$ -approximation of  $\mathbf{SC}(G, C)$  for the current terminal set  $C$  and resistances. Runtime: Worst case  $\tilde{O}\left(\left(\beta m + (K\beta^{-2}\epsilon^{-2})^2\right)\epsilon^{-2}\right)$  where  $K$  is the number of TEMPORARYADDTERMINALS operations that are not rolled back.*
- ROLLBACK(). *Rollback the last UPDATE, PERMANENTADDTERMINALS or TEMPORARYADDTERMINALS if exists. Costs the same time as the original operation.*

*The data structure succeeds with high probability. Furthermore for the same initial graph, and same updated state of terminals, the Schur complement generated has the same distribution.*

Now we give the algorithm and pseudocode for Theorem 4 in Algorithms 1 and 2.

At a high level, our algorithm maintains a set of random walks onto a randomly chosen set of terminals of size  $\beta m$ . Additionally, we add some other terminals to reduce the congestion of the random walks to ensure that our runtimes for shortcutting walks (not including passing the updates to the dynamic edge sparsifier  $D^{(\text{exp})}$ ) in PERMANENTADDTERMINALS and TEMPORARYADDTERMINALS are worst case, instead of amortized. PERMANENTADDTERMINALS (resp. TEMPORARYADDTERMINALS) passes the updates caused by shortcutting walks to  $D^{(\text{exp})}$  (Lemma 4.10) as permanent

---

**Algorithm 1: DYNAMICSC.**

---

```
1 global variables
2    $\epsilon, \beta$ : approximation quality and size of terminals.
3    $C, C^{(\text{init})}, C^{(\text{safe})}$ : current terminal set, initial terminal set, and safe terminals.
4    $\mathbf{r}, \mathbf{r}^{(\text{init})}$ : current resistances and original resistances.
5    $P_e \leftarrow \emptyset$  for  $e \in E(G)$ : set of paths for  $e \in E(G)$ .
6    $D^{(\text{exp})}$  – instances of dynamic expander decomposition for dynamic spectral
   sparsification for  $\phi = \Theta(\log^{-4} n)$ , as in Lemma 4.9 and Lemma 4.10.
7 procedure INITIALIZE( $G, \mathbf{r}^{(\text{init})} \in \mathbb{R}_{>0}^{E(G)}, C^{(\text{init})}, \epsilon, \beta$ )
8    $C^{(\text{congest})} \leftarrow \text{CONGESTIONREDUCTIONSUBSET}(G, \beta)$ . // Lemma 4.6
9   Let  $C^{(\text{sample})}$  be a random subset of  $\beta m$  vertices.
10   $C^{(\text{safe})} \leftarrow C^{(\text{congest})} \cup C^{(\text{sample})}$ 
11  For each edge  $e \in E(G)$ , sample  $\rho$  random walks from  $e$  and approximate resistive
   lengths up to  $\exp(\epsilon/10)$  as in Lemma 4.5 with  $\ell = \Omega(\beta^{-1} \log m)$ . The algorithm fails if
   any random walk does not hit  $C$ . Let these walks be  $P_e$ .
12   $C \leftarrow C^{(\text{safe})} \cup C^{(\text{init})}$ , and shortcut walks  $w \in \cup_e P_e$  to where they hit  $C$ .
13  Pass the updated edge and resistance on  $C$  to  $D^{(\text{exp})}$ , using Lemma 4.4 to decide the
   resistances based on the total resistive length of the walk.
14  return  $C^{(\text{safe})}$ . // Returns safe terminals.
15 procedure TEMPORARYADDTERMINALS( $\Delta C \subseteq V(G)$ ).
16    $C \leftarrow C \cup \Delta C$ .
17   Shortcut walks  $w \in \cup_e P_e$  to where they hit  $C$ .
18   Pass necessary edge and resistance updates from shortcutting walks to  $D^{(\text{exp})}$  as
   temporary updates, using Lemma 4.4 to decide the resistances. // We have
    $\exp(\epsilon/10)$  approximate resistive lengths, as we used Lemma 4.5 in line
   11.
19 procedure PERMANENTADDTERMINALS( $\Delta C \subseteq V(G)$ ).
20   guarantee: All TEMPORARYADDTERMINALS are already rolled back.
21    $C \leftarrow C \cup \Delta C$ .
22   Shortcut walks  $w \in \cup_e P_e$  to where they hit  $C$ .
23   Pass necessary edge and resistance updates from shortcutting walks to  $D^{(\text{exp})}$  as
   permanent updates, using Lemma 4.4 to decide the resistances. // We have
    $\exp(\epsilon/10)$  approximate resistive lengths, as we used Lemma 4.5 in line
   11.
```

---

(resp. temporary) updates. Because only temporary updates has worst case time bound in  $D^{(\text{exp})}$ , only the runtime of TEMPORARYADDTERMINALS (not PERMANENTADDTERMINALS) is worst case.

To maintain an approximate Schur complement, we use Lemma 4.4 and the random walks we have chosen. Additionally, we obtain  $\exp(\epsilon/10)$  approximate resistive lengths for the walks using Lemma 4.5, and this only affects the approximation quality by  $\exp(\epsilon/10)$  as well. As  $C^{(\text{sample})}$  contains  $\beta m$  random vertices and each random walk we chose visits  $\Omega(\beta^{-1} \log m)$  distinct vertices,

---

**Algorithm 2:** DYNAMICSC.

---

```

1 global variables
2    $\epsilon, \beta$ : approximation quality and size of terminals.
3    $C, C^{(\text{init})}, C^{(\text{safe})}$ : current terminal set, initial terminal set, and safe terminals.
4    $\mathbf{r}, \mathbf{r}^{(\text{init})}$ : current resistances and original resistances.
5    $P_e \leftarrow \emptyset$  for  $e \in E(G)$ : set of paths for  $e \in E(G)$ .
6    $D^{(\text{exp})}$  – instances of dynamic expander decomposition for dynamic spectral
   | sparsification for  $\phi = \Theta(\log^{-4} n)$ , as in Lemma 4.9 and Lemma 4.10.
7 procedure UPDATE( $Z, \mathbf{r}^{\text{new}} \in \mathbb{R}_{>0}^Z$ ).
8   | guarantee: All endpoints of edges in  $Z$  are terminals.
9   | for  $e \in Z$  do
10  | |  $\mathbf{r}_e \leftarrow \mathbf{r}_e^{\text{new}}$ , and pass changes to  $D^{(\text{exp})}$ .
11 procedure SC().
12  | Sample  $\widetilde{\mathbf{SC}}$  using Lemma 4.10 and the expander decomposition maintained by  $D^{(\text{exp})}$ .
13  | return  $\widetilde{\mathbf{SC}}$ .
14 procedure ROLLBACK().
15  | Rollback the last operation by undo the changes made by the operation in reverse order.

```

---

all of the random walks hit  $C$  with high probability. Under terminal additions, we can shorten these walks using a binary tree (which should support updates with worst case runtime), and plug the resulting resistive lengths from Lemma 4.4 into the dynamic edge sparsifier in Lemma 4.10.

We now analyze Algorithm DYNAMICSC (Algorithms 1 and 2) to prove Theorem 4.

*Proof of Theorem 4.* We first show correctness, then analyze the runtime.

**Correctness.** We first check that  $C^{(\text{safe})}$  indeed has  $O(\beta m)$  vertices. Indeed,  $C^{(\text{sample})}$  has at most  $\beta m$  vertices and  $C^{(\text{congest})}$  has  $O(\beta m)$  vertices by Lemma 4.6. Hence  $|C^{(\text{safe})}| \leq O(\beta m)$ . Additionally, because the walks have at least  $\Omega(\beta^{-1} \log m)$  vertices, all walks hit  $C^{(\text{sample})}$ , a random subset of size  $\beta m$ , with high probability.

Next, we show  $\widetilde{\mathbf{SC}} \approx_\epsilon \mathbf{SC}(G, C)$  in line 12 of Algorithm 2 with high probability, so that the operation SC() is correct. By Lemma 4.4, the underlying Schur complement from shortcutting paths (and using the true resistive lengths) is a  $(1 + \epsilon/3)$ -approximation to  $\mathbf{SC}(G, C)$ . Also, because the resistive lengths were sampled using Lemma 4.5 in line 11 of DYNAMICSC.INITIALIZE (Algorithm 1), the resistive lengths are accurate up to  $\exp(\epsilon/10)$ . Now, the dynamic spectral sparsifier in Lemma 4.10 indeed would return a  $(1 + \epsilon/3)$ -approximation of the underlying approximate Schur complement, so in total it is a  $(1 + \epsilon)$ -approximation to  $\mathbf{SC}(G, C)$ .

**Runtime.** We first observe that every vertex in  $C \setminus C^{(\text{congest})}$  is involved in at most  $\widetilde{O}(\beta^{-2} \epsilon^{-2})$  walks built in line 11 of Algorithm 1. This is because the actual number of walks through each vertex differs from the expected value by a factor up to  $\widetilde{O}(1)$  with high probability due to a Chernoff bound and Lemma 4.6.

We go item by item.

- INITIALIZE. Sampling the paths and feeding the resistances into the dynamic edge sparsifier as permanent updates requires time

$$\tilde{O}(m \cdot \epsilon^{-2} \cdot \beta^{-4} \epsilon^{-2} + m \cdot \epsilon^{-2}) = \tilde{O}(m \beta^{-4} \epsilon^{-4})$$

by Lemma 4.5 and Lemma 4.10.

- PERMANENTADDTERMINALS. Each vertex in  $\Delta C$  is involved in  $\tilde{O}(\beta^{-2} \epsilon^{-2})$  paths by the above discussion. Each path is processed as a permanent update in Lemma 4.10. The total time is  $\tilde{O}(|\Delta C| \beta^{-2} \epsilon^{-2})$ .
- TEMPORARYADDTERMINALS. Each vertex in  $\Delta C$  is involved in  $\tilde{O}(\beta^{-2} \epsilon^{-2})$  paths. Each path is processed as a temporary update in Lemma 4.10. The total time for adding  $K$  temporary terminals is  $\tilde{O}\left((K \beta^{-2} \epsilon^{-2})^2\right)$  by Lemma 4.10.
- UPDATE. Requires time  $\tilde{O}(|Z|)$  by Lemma 4.10, as we simply are changing  $|Z|$  edge resistances.
- SC. Requires time  $\tilde{O}\left(\left(\beta m + (K \beta^{-2} \epsilon^{-2})^2\right) \epsilon^{-2}\right)$  by Lemma 4.10, as there are  $O(\beta m)$  terminals and  $(K \beta^{-2} \epsilon^{-2})^2$  temporary updates to the dynamic sparsifier.

□

### 4.3 Algorithm and Proof for CHECKER

In this section we prove Theorem 3 about the CHECKER data structure. Its pseudocode is in Algorithm 3. Our algorithm for CHECKER simply maintains a dynamic Schur complement using Theorem 4. This works because an approximate Schur complement is sufficient to provide additive approximations for the flow on edges with at least  $\epsilon^2$  fraction of the electric energy.

**Lemma 4.11.** *Consider a graph  $G$  with resistances  $\mathbf{r}_e$ , and vertices  $s, t$  such that the  $s$ - $t$  electric flow has energy  $\mathcal{E}$ . For an operator  $\tilde{\mathbf{L}} \approx_\epsilon \mathbf{L}(G)$ , we have for any edge  $e$  that*

$$\mathbf{r}_e^{-1/2} \left| \boldsymbol{\chi}_e^\top \left( \mathbf{L}(G)^\dagger - \tilde{\mathbf{L}}^\dagger \right) \boldsymbol{\chi}_{st} \right| \leq \epsilon \sqrt{\mathcal{E}}.$$

*Proof.* It is clear that

$$\left\| \mathbf{L}(G)^{1/2} \left( \mathbf{L}(G)^\dagger - \tilde{\mathbf{L}}^\dagger \right) \mathbf{L}(G)^{1/2} \right\|_2 = \left\| \mathbf{I} - \mathbf{L}(G)^{1/2} \tilde{\mathbf{L}}^\dagger \mathbf{L}(G)^{1/2} \right\|_2 \leq \epsilon.$$

Therefore, the Cauchy-Schwarz inequality gives us

$$\begin{aligned} \mathbf{r}_e^{-1/2} \left| \boldsymbol{\chi}_e^\top \left( \mathbf{L}(G)^\dagger - \tilde{\mathbf{L}}^\dagger \right) \boldsymbol{\chi}_{st} \right| &\leq \mathbf{r}_e^{-1/2} \epsilon \left( \boldsymbol{\chi}_e^\top \mathbf{L}(G)^\dagger \boldsymbol{\chi}_e \right)^{1/2} \left( \boldsymbol{\chi}_{st}^\top \mathbf{L}(G)^\dagger \boldsymbol{\chi}_{st} \right)^{1/2} \\ &\leq \mathbf{r}_e^{-1/2} \epsilon \cdot \mathbf{r}_e^{1/2} \cdot \sqrt{\mathcal{E}} \\ &\leq \epsilon \sqrt{\mathcal{E}}. \end{aligned}$$

Here, we used that the resistance of edge  $e$  is  $\mathbf{r}_e$ , and  $\boldsymbol{\chi}_{st}^\top \mathbf{L}(G)^\dagger \boldsymbol{\chi}_{st} = \mathcal{E}$ .

□

---

**Algorithm 3:** CHECKER: algorithm for approximating flows on edges  $e$ .

---

```

1 global variables
2    $\beta, \epsilon$ : parameters for size of terminal set, and approximate quality.
3    $\mathbf{r}^{(\text{init})}, \mathbf{r}$ : initial resistances and current resistances.
4    $C^{(\text{safe})}, C$ : safe terminals and current terminals.
5    $D^{(\text{sc})}$ : instance of DYNAMICSC from Theorem 4.
6 procedure INITIALIZE( $G, \mathbf{r}^{(\text{init})} \in \mathbb{R}_{>0}^{E(G)}, \epsilon, \beta$ ).
7    $C^{(\text{safe})} \leftarrow D^{(\text{sc})}.\text{INITIALIZE}(G, \mathbf{r}^{(\text{init})} \in \mathbb{R}_{>0}^{E(G)}, \{s, t\}, \epsilon/10, \beta)$ .
8 procedure PERMANENTUPDATE( $e = uv, \mathbf{r}_e^{\text{new}} \in \mathbb{R}_{>0}$ ).
9    $\Delta C \leftarrow \{u, v\}$ . // Vertices adjacent to edge  $e$ 
10   $D^{(\text{sc})}.\text{PERMANENTADDTERMINALS}(\Delta C), C \leftarrow C \cup \Delta C$ .
11   $D^{(\text{sc})}.\text{UPDATE}(e, \mathbf{r}^{\text{new}})$ .
12 procedure TEMPORARYUPDATE( $e = uv, \mathbf{r}_e^{\text{new}} \in \mathbb{R}_{>0}$ ).
13   $\Delta C \leftarrow \{u, v\}$ . // Vertices adjacent to edge  $e$ 
14   $D^{(\text{sc})}.\text{TEMPORARYADDTERMINALS}(\Delta C), C \leftarrow C \cup \Delta C$ .
15   $D^{(\text{sc})}.\text{UPDATE}(e, \mathbf{r}^{\text{new}})$ .
16 procedure ROLLBACK().
17   Rollback the last operation by undo the changes made by the operation in reverse order.
18 procedure CHECK( $e$ ).
19    $\Delta C \leftarrow \{u, v\}$ . // Endpoints of  $e$ .
20    $D^{(\text{sc})}.\text{PERMANENTADDTERMINALS}(\Delta C)$ .
21    $\widetilde{\mathbf{SC}} \leftarrow D^{(\text{sc})}.\text{SC}()$ .
22    $\mathbf{x} \leftarrow \widetilde{\mathbf{SC}}^\dagger \chi_{st}$ .
23    $\mathbf{g}_e \leftarrow \mathbf{r}_e^{-1}(\mathbf{x}_u - \mathbf{x}_v)$ .
24   if  $\mathbf{r}_e \mathbf{g}_e^2 \geq 3\epsilon^2 \mathcal{E}/4$  then
25     Accept  $e$  and return  $\mathbf{g}_e$ .
26    $D^{(\text{sc})}.\text{ROLLBACK}()$ . // Rollback the last PERMANENTADDTERMINALS

```

---

More precisely, our algorithm CHECKER works as follows. We start by initializing an instance  $D^{(\text{sc})}$  of DYNAMICSC with  $C^{(\text{init})} = \{s, t\}$ . To implement the two types (permanent and temporary) of UPDATE operations, we add the endpoints of the edges as terminals and then update their resistances by shortening random walks. We use PERMANENTADDTERMINALS and TEMPORARYADDTERMINALS for PERMANENTUPDATE and TEMPORARYUPDATE respectively. To ROLLBACK an operation, we simply undo the changes made by the operation in reverse order.

Finally, to implement CHECK, for the edge  $e = (u, v)$ , we first add its endpoints with the operation  $D^{(\text{sc})}.\text{TEMPORARYADDTERMINALS}(\{u, v\})$  and sample an approximate Schur complement using  $D^{(\text{sc})}.\text{SC}()$ . We then use this approximate solver to estimate the flow across  $e$ , and return  $e$  if the energy estimate is at least  $3\epsilon^2 \mathcal{E}/4$ . After that we eliminate the effects of this CHECK by rolling back  $D^{(\text{sc})}.\text{TEMPORARYADDTERMINALS}(\{u, v\})$ . We now formally show that Algorithm 3 meets the requirement of the checker data structure as described in Theorem 3.



*Proof of Theorem 3.* We first check the correctness, then verify the runtime bounds.

**Correctness.** We first verify the correctness of CHECK, assuming that the calls to  $D^{(\text{sc})}$  in Algorithm 3 satisfy the guarantees of Theorem 4.

By the guarantees of Theorem 4 we know that for the terminal set  $C$ , we have  $\widetilde{\mathbf{SC}} \approx_{\epsilon/10} \mathbf{SC}(G, C)$ . By Lemma 4.11 for  $\mathbf{L}(G) = \mathbf{SC}(G, C)$  and  $\widetilde{\mathbf{L}} = \widetilde{\mathbf{SC}}$  we have for an edge  $e$  that

$$\mathbf{r}_e^{1/2} |\Delta \mathbf{f}_e - \mathbf{g}_e| = \mathbf{r}_e^{-1/2} \left| \boldsymbol{\chi}_e^\top (\mathbf{SC}(G, C)^\dagger - \widetilde{\mathbf{SC}}^\dagger) \boldsymbol{\chi}_{st} \right| \leq \epsilon \sqrt{\mathcal{E}}/10. \quad (3)$$

By this, if  $\mathbf{r}_e \Delta \mathbf{f}_e^2 \geq \epsilon^2 \mathcal{E}$ , then we know that

$$\mathbf{r}_e^{1/2} |\mathbf{g}_e| \geq \mathbf{r}_e^{1/2} |\Delta \mathbf{f}_e| - \epsilon \sqrt{\mathcal{E}}/10 \geq 9\epsilon \sqrt{\mathcal{E}}/10.$$

Therefore,  $\mathbf{r}_e \mathbf{g}_e^2 \geq 3\epsilon^2 \mathcal{E}/4$ , so line 24 of Algorithm 3 triggers and edge  $e$  is returned with the proper error bound by (3).

On the other hand, if  $\mathbf{r}_e \Delta \mathbf{f}_e^2 \geq \epsilon^2 \mathcal{E}/2$  we know that

$$\mathbf{r}_e^{1/2} |\mathbf{g}_e| \leq \mathbf{r}_e^{1/2} |\Delta \mathbf{f}_e| + \epsilon \sqrt{\mathcal{E}}/10 \geq \epsilon \sqrt{\mathcal{E}}/\sqrt{2} + \epsilon \sqrt{\mathcal{E}}/10 \leq 5\epsilon \sqrt{\mathcal{E}}/6.$$

Therefore, we know that  $\mathbf{r}_e \mathbf{g}_e^2 < 3\epsilon^2 \mathcal{E}/4$ , so line 24 of Algorithm 3 is not triggered and  $e$  is not returned.

Since the operation TEMPORARYADDTERMINALS is rolled back after checking, CHECK does not modify any data structure or variable we use. Thus, we have the property that the output of CHECK( $e$ ) is independent of any previous calls to CHECK.

Now we verify that the calls to  $D^{(\text{sc})}$  in Algorithm 3 satisfy the guarantees of Theorem 4. We analyze all necessary guarantees in the calls to Theorem 4.

- UPDATE : we must ensure that both endpoints of  $e$  are terminals. This is true because of line 9, 13 in Algorithm 3.
- The size of the terminal set  $C$  is  $O(\beta m)$  at all times because of the guarantee in Theorem 3 that the total number of permanent and temporary add terminal operations is at most  $\beta m$ .

**Runtime.** We go item by item.

- INITIALIZE. Follows from Theorem 4, as this procedure makes a single call to  $D^{(\text{sc})}$ .INITIALIZE.
- PERMANENTUPDATE. We know that  $|\Delta C| \leq 2$  in line 9 of Algorithm 3. Therefore, the calls to  $D^{(\text{sc})}$ .PERMANENTADDTERMINALS require time at most  $\widetilde{O}(\beta^{-2} \epsilon^{-2})$  by Theorem 4.
- TEMPORARYUPDATE. We know that  $|\Delta C| \leq 2$  in line 9 of Algorithm 3. Therefore, the calls to  $D^{(\text{sc})}$ .PERMANENTADDTERMINALS require time at most  $\widetilde{O}\left((K\beta^{-2}\epsilon^{-2})^2\right)$  by Theorem 4 where  $K$  is the number of TEMPORARYUPDATES that are not rolled back.
- ROLLBACK. It costs the same time as the original operation as we undo the changes.

- CHECK. We know that  $|\Delta C| = 2$ . Hence we add at most 2 new temporary terminals to  $D^{(\text{exp})}$ . By the guarantee of the SC() operation of Theorem 4 and a nearly-linear time Laplacian solver (Theorem 2), sampling the Schur complement and solving in lines 21 and 22 requires time  $\tilde{O}\left(\left(\beta m + (K\beta^{-2}\epsilon^{-2})^2\right)\epsilon^{-2}\right)$ . The cost of TEMPORARYADDTERMINALS and ROLLBACK are dominated by the cost of sampling the Schur complement by Theorem 4.

This completes the runtime analysis and the proof.  $\square$

## 5 Locator for Candidate Edges Against Oblivious Adversaries

In this section we build the LOCATOR (Theorem 5 below) which is a heavy hitter data structure for electric flows. We first reduce the problem of locating high congestion edges to dotting the projection of heavy-hitter vectors onto a set of terminals and the potential vector of the unit electrical flow. In Section 5.1, we show how a set of local random walks approximate the change of this projection vector. Then we introduce the PROJECTOR data structure maintaining the projection vectors in Section 5.2. The PROJECTOR is then combined with DYNAMICSC (Theorem 4) for dynamic Schur complements to give the resulting data structure for locating high congestion edges in Section 5.3. We note that because Theorem 5 below has no temporary updates, we only require Theorem 4 for the  $K = 0$  situation.

Throughout, we assume that  $\mathcal{E} = 1$  without loss of generality, as we can simply scale resistances to ensure this. Throughout the remainder of this section, we call the dynamic Schur complement data structure  $D^{(\text{sc})}$  instead of DYNAMICSC, and call the projection data structure  $D^{(\text{proj})}$  instead of PROJECTOR.

**Theorem 5.** *There is a data structure LOCATOR that for terminal size factor  $\beta$ , partial reinitialize threshold  $\delta$ , energy threshold  $\epsilon$ , satisfying  $0 < \delta < \beta < \epsilon < 1$ , and total energy bound  $\mathcal{E}$ , supports the following operations with inputs independent of the randomness used, i.e. against oblivious adversaries:*

- INITIALIZE( $G, \mathbf{r}, \epsilon, \beta, \delta$ ). *Initializes the data structure given a graph  $G$  with resistances  $\mathbf{r}$ . Creates an  $\ell_2$  heavy hitter sketch, terminal set  $C$  with  $|C| = O(\beta m)$ , and random walks of length  $O(\beta^{-1} \log m)$  from each edge  $e$  to the terminal set  $C$ . Runtime:  $\tilde{O}(m\beta^{-4}\delta^{-2}\epsilon^{-2})$ .*
- UPDATE( $e, \mathbf{r}^{\text{new}}$ ). *Updates  $\mathbf{r}_e \leftarrow \mathbf{r}^{\text{new}}$ . Runtime: amortized  $\tilde{O}(\delta m\epsilon^{-3} + \delta^{-2}\beta^{-6}\epsilon^{-2})$ .*
- BATCHUPDATE( $S, \mathbf{r}^{\text{new}} \in \mathbb{R}_{>0}^S$ ). *For all  $e \in S$  updates  $\mathbf{r}_e \leftarrow \mathbf{r}_e^{\text{new}}$ . Runtime:  $\tilde{O}(m\epsilon^{-2} + |S|\beta^{-2}\epsilon^{-2})$ .*
- LOCATE(). *Returns a set  $S \subseteq E(G)$  of size  $|S| \leq O(\epsilon^{-2})$  that contains all edges  $e$  with energy at least  $\epsilon^2\mathcal{E}/10$  in an unit  $s$ - $t$  electric flow. Runtime:  $\tilde{O}(\beta m\epsilon^{-2})$ .*

*Under the guarantees that the total number of edges updated between UPDATE, BATCHUPDATE is at most  $\beta m$ , and that the energy of a unit  $s$ - $t$  flow is at most  $\mathcal{E}$ , the algorithm succeeds with high probability and satisfies the given runtimes.*

Locating the edges with large energy values dynamically requires us to maintain large entries of the vector  $\mathbf{x} \stackrel{\text{def}}{=} \mathbf{R}^{1/2}\mathbf{f}$ , where  $\mathbf{R}$  is a diagonal matrix on  $\mathbb{R}_{\geq 0}^{m \times m}$  such that  $\mathbf{R}_{e,e} = \mathbf{r}_e$  and  $\mathbf{f}$  is the unit  $s$ - $t$  electric flow. This can be rewritten

$$\mathbf{x} = \mathbf{R}^{-1/2}\mathbf{B}\phi = \mathbf{R}^{-1/2}\mathbf{B}(\mathbf{B}^\top\mathbf{R}^{-1}\mathbf{B})^\dagger\chi_{st},$$

where  $\mathbf{B}$  is the edge-vertex incidence matrix and  $\phi$  is the potential vector corresponding to voltages. The following lemma allows us to recover the large entries of  $\mathbf{x}$  by a low-dimensional projection of it, and we prove it in Appendix A.2.

**Lemma 5.1** ( $\ell_2$  heavy hitter with errors). *There is an algorithm BUILD that for any error parameter  $0 < \epsilon < 1/\log n$  and integer  $m$ ,  $\text{BUILD}(\epsilon, m)$  returns in time  $\tilde{O}(mN)$  a random matrix  $\mathbf{Q} \in \{-1, 0, 1\}^{N \times m}$  with  $N = O(\epsilon^{-2} \log^3 m)$  such that every column of  $\mathbf{Q}$  has  $O(\log^3 m)$  nonzero entries. Additionally, there is an algorithm RECOVER such that for any vector  $\mathbf{x} \in \mathbb{R}^m$  with  $\|\mathbf{x}\|_2 \leq 1$  and  $\mathbf{v} \in \mathbb{R}^N$  satisfying*

$$\|\mathbf{v} - \mathbf{Q}\mathbf{x}\|_\infty \leq \epsilon/10,$$

*RECOVER( $\mathbf{v}$ ) returns in time  $O(\epsilon^{-2} \log^3 m)$  a set  $S \subseteq [m]$  with size at most  $O(\epsilon^{-2})$  that with high probability contains all indices  $i$  with  $|x_i| \geq \epsilon$ .*

We will apply this heavy hitter lemma to detect large flow edges. To ensure extra stability, we show a simple lemma to argue that edges with large energies must have resistances close to 1, assuming that  $\mathcal{E} = 1$ .

**Lemma 5.2.** *Let  $G$  be a graph with resistances  $\mathbf{r} \in \mathbb{R}_{>0}^E$  and vertices  $s$  and  $t$ . Let  $\mathbf{f}$  be the  $\chi_{st}$  electric flow, and say it has energy  $\mathcal{E}$ . Then the energy of any edge  $e$  in this flow  $\mathbf{f}$  w.r.t.  $\mathbf{r}$  satisfies*

$$\mathbf{r}_e \mathbf{f}_e^2 \leq \min(\mathbf{r}_e, \mathbf{r}_e^{-1} \mathcal{E}^2).$$

*Proof.* We show the two bounds separately. Because  $\mathbf{f}$  routes a total of 1 unit from  $s$  to  $t$  and has no cycles, we have  $|\mathbf{f}_e| \leq 1$  on every edge. Multiplying both sides by  $\mathbf{r}_e$  gives  $\mathbf{r}_e \mathbf{f}_e^2 \leq \mathbf{r}_e$ , which is the first bound. For the second bound, let

$$\phi = \mathbf{L}(\mathbf{r})^\dagger \chi_{st}$$

be the induced potentials of the electric flow  $\mathbf{f}$ . By Ohm's Law for the edge  $e = (u, v)$  we have

$$\begin{aligned} \mathbf{r}_e \mathbf{f}_e^2 &= \mathbf{r}_e^{-1} (\phi_u - \phi_v)^2 \\ &\leq \mathbf{r}_e^{-1} (\phi_s - \phi_t)^2 = \mathbf{r}_e^{-1} (\chi_{st}^\top \mathbf{L}(\mathbf{f})^\dagger \chi_{st})^2 \\ &= \mathbf{r}_e^{-1} \mathcal{E}^2. \end{aligned}$$

Here,  $|\phi_s - \phi_t| \geq |\phi_u - \phi_v|$  follows from the fact that potentials  $\phi$  increase from  $t$  to  $s$ , and the last equality follows from the fact that  $\chi_{st}^\top \mathbf{L}(\mathbf{f})^\dagger \chi_{st}$  is the electric energy.  $\square$

Clearly, Lemma 5.2 and the assumption of  $\mathcal{E} = 1$  allow us to restrict our attention to the set of edges with resistances  $\mathbf{r}_e \in [\epsilon^2/20, 20\epsilon^{-2}]$ . We denote this subset of edges as  $S$  throughout. So the problem becomes, up to a factor of  $\tilde{O}(\epsilon^{-2})$ , maintaining

$$\mathbf{Q}\mathbf{x} = \mathbf{Q}\mathbf{I}_S \mathbf{R}^{-1/2} \mathbf{B}\phi$$

for some  $\mathbf{Q} \in \{-1, 0, 1\}^{N \times m}$  where  $N = \tilde{O}(\epsilon^{-2})$ , and  $\mathbf{I}_S$  is the identity matrix restricted to  $S$ .

Note that because  $\mathbf{B}\mathbf{1} = \mathbf{0}$ ,

$$\mathbf{Q}^\top \mathbf{I}_S \mathbf{R}^{-1/2} \mathbf{B}\mathbf{1} = \mathbf{0}.$$

So we will treat the rows of  $\mathbf{Q}\mathbf{I}_S \mathbf{R}^{-1/2} \mathbf{B}$  as a demand vectors, and use  $\mathbf{d}[i]$  to denote the  $i$ -th row.

**Definition 5.3.** Let  $\mathbf{Q}$  be a matrix in  $\{-1, 0, 1\}^{N \times m}$  for some  $N = \tilde{O}(\epsilon^{-2})$  and each column of  $\mathbf{Q}$  contains at most  $\tilde{O}(1)$  nonzero entries.

Also, given a vector  $\mathbf{r}$  of resistances and an accuracy parameter  $\epsilon$ , let  $S \subseteq E$  be the subset of edges  $e$  with  $\mathbf{r}_e \in [\epsilon^2/20, 20\epsilon^{-2}]$ . Finally, we let  $\mathbf{d}[i]^\top$  be the rows of  $\mathbf{Q}\mathbf{I}_S\mathbf{R}^{-1/2}\mathbf{B}$ , so

$$\mathbf{Q}\mathbf{I}_S\mathbf{R}^{-1/2}\mathbf{B} = \begin{bmatrix} \mathbf{d}[1]^\top \\ \vdots \\ \mathbf{d}[N]^\top \end{bmatrix}.$$

For simplicity, we start by considering a single such demand vector  $\mathbf{d}$ . In doing so, we will drop the indexing  $[i]$  for the time being. This way, our goal is to maintain  $\mathbf{d}^\top \phi$  where  $\mathbf{d}$  is a demand vector given by  $\mathbf{d}^\top = \mathbf{q}^\top \mathbf{I}_S \mathbf{R}^{-1/2} \mathbf{B}$  for some vector  $\mathbf{q}^\top$  which is a row of the sketch matrix  $\mathbf{Q}$ .

We will transfer the inner product  $\mathbf{d}^\top \phi$  to a smaller terminal set  $C$  by using the Cholesky factorization.

**Lemma 5.4** (Cholesky factorization). *Given a matrix  $\mathbf{L} \in \mathbb{R}^{n \times n}$  and subset  $C \subseteq [n]$ , let  $F = [n] \setminus C$ . We have that*

$$\mathbf{L}^\dagger = \begin{bmatrix} \mathbf{I} & -\mathbf{L}_{FF}^{-1}\mathbf{L}_{FC} \\ 0 & \mathbf{I} \end{bmatrix} \begin{bmatrix} \mathbf{L}_{FF}^{-1} & 0 \\ 0 & \mathbf{SC}(\mathbf{L}, C)^\dagger \end{bmatrix} \begin{bmatrix} \mathbf{I} & 0 \\ -\mathbf{L}_{CF}\mathbf{L}_{FF}^{-1} & \mathbf{I} \end{bmatrix}.$$

Assuming that  $s, t$  are in  $C$  we get

$$\begin{aligned} \mathbf{d}^\top \phi &= \mathbf{d}^\top \mathbf{L}^\dagger \chi_{st} \\ &= \mathbf{d}^\top \begin{bmatrix} \mathbf{I} & -\mathbf{L}_{FF}^{-1}\mathbf{L}_{FC} \\ 0 & \mathbf{I} \end{bmatrix} \begin{bmatrix} \mathbf{L}_{FF}^{-1} & 0 \\ 0 & \mathbf{SC}(\mathbf{L}, C)^\dagger \end{bmatrix} \begin{bmatrix} \mathbf{I} & 0 \\ -\mathbf{L}_{CF}\mathbf{L}_{FF}^{-1} & \mathbf{I} \end{bmatrix} \chi_{st} \\ &= \left( \begin{bmatrix} \mathbf{I} & -\mathbf{L}_{CF}\mathbf{L}_{FF}^{-1} \end{bmatrix} \mathbf{d} \right)^\top \mathbf{SC}(G, C)^\dagger \chi_{st}. \end{aligned}$$

This product has two main parts. One part is  $\mathbf{SC}(G, C)^\dagger \chi_{st} = \phi_C$ , i.e. the restriction of the electric potentials to the Schur complement  $C$ . This can be maintained using dynamic Schur complements (Theorem 4). We call the other part  $\begin{bmatrix} \mathbf{I} & -\mathbf{L}_{CF}\mathbf{L}_{FF}^{-1} \end{bmatrix} \mathbf{d} = \mathbf{d}_C - \mathbf{L}_{CF}\mathbf{L}_{FF}^{-1}\mathbf{d}_F$  the *projection* via random walks of  $\mathbf{d}$  onto  $C$ .

**Definition 5.5.** In a graph  $G$  with Laplacian  $\mathbf{L}$ , the projection of a vector on all the vertices,  $\mathbf{d} \in \mathbb{R}^V$ , onto terminal set  $C$  is

$$\pi^C(\mathbf{d}) \stackrel{\text{def}}{=} \begin{bmatrix} -\mathbf{L}_{FF}^{-1}\mathbf{L}_{FC} \\ \mathbf{I} \end{bmatrix}^\top \mathbf{d} = \mathbf{d}_C - \mathbf{L}_{CF}\mathbf{L}_{FF}^{-1}\mathbf{d}_F$$

Intuitively,  $\pi^C(\mathbf{d})$  moves the demands  $\mathbf{d}$  to vertices in  $C$  by random walks on  $G$ . It is in fact a formal vector generalization of the hitting probabilities defined above in Definition 4.2, in that we have  $p_v^C(u) = \pi^C(\chi_u)_v$  where  $\chi_u$  is the indicator vector on  $u$ . This relation also holds more generally due to the linearity of the operator: we prove the following folklore result in Appendix A.3.

**Lemma 5.6.** *In any weighted undirected graph  $G = (V, E)$ , vector  $\mathbf{d} \in \mathbb{R}^{V(G)}$ , and subset of vertices  $C$  and any  $v \in C$ , we have that  $\pi^C(\mathbf{d})_v$  is equal to the hitting probability mass of  $\mathbf{d}$  onto  $v$ , with  $C$  as the sink set:*

$$\pi^C(\mathbf{d})_v = \sum_{u \in V} \mathbf{d}_u \cdot p_v^C(u).$$

We now discuss how to leverage this combinatorial interpretation to maintain  $\pi^C(\mathbf{d})$ . Because  $\pi^C(\mathbf{d})$  is defined as moving the demands  $\mathbf{d}$  onto  $C$ , a natural approach is to estimate the quantity using a set of random walks from each vertex or edge. However, the vector  $\mathbf{d}$  has all entries of size at least  $\pm 1$  on average, and  $\phi_C$  can potentially have all entries of size  $\pm 1$  also. Hence the variance of estimating  $\pi^C(\mathbf{d})^\top \phi_C$  by sampling random walks from each vertex can potentially be  $\Omega(m)$ , which is much too large. Instead, we initialize by exactly computing  $\pi^C(\mathbf{d})$  by solving a Laplacian system in  $\mathbf{L}_{FF}^{-1}$  so that the initial error is 0, and estimate the *change* in this quantity when a terminal is added to  $C$ . This is given by the following formula.

**Fact 5.7.** *In any graph  $G$ , for any subset of vertices  $C$  and any vertex  $v \notin C$ , we have that*

$$\pi^{C \cup \{v\}}(\mathbf{d}) = \pi^C(\mathbf{d}) + \left[ \pi^{C \cup \{v\}}(\mathbf{d}) \right]_v \cdot (\chi_v - \pi^C(\chi_v)).$$

*Proof.* It suffices to prove the result for  $\mathbf{d} = \chi_u$  for some vertex  $u \in V(G)$  by linearity. To show this, consider the following random process. Run a random walk starting from vertex  $u$  until it hits the set  $C \cup \{v\}$ . Then, take any mass on  $v$  and random walk that until it hits  $C$ . Clearly, this is a valid sample for  $\pi^C(\chi_u)$  by Lemma 5.6. This implies the claim.  $\square$

An alternate algebraic proof of this can be derived using the fact that elimination of rows on matrices is independent of the ordering and instead only depends on the subset. In this view, we first eliminate the demand  $\mathbf{d}$  onto  $V \setminus (C \cup \{v\})$  to get  $\pi^{C \cup \{v\}}(\mathbf{d})$ . Then we eliminate vertex  $v$  to get  $\pi^C(\mathbf{d})$  and the change is given by the elimination of a single vertex which can be checked to be

$$\left[ \pi^{C \cup \{v\}}(\mathbf{d}) \right]_v \cdot (\chi_v - \pi^C(\chi_v)) \tag{4}$$

Now, if our estimates of the quantity in (4) have error  $\delta = o(\epsilon)$  per change, then we can afford to exactly reinitialize every  $\delta^{-1}\epsilon$  terminal insertions while guaranteeing that the total error is at most  $\epsilon$  always.

## 5.1 Approximating Projections Using Random Walks

The focus of this section is maintaining approximations of  $\pi^C(\mathbf{d})$  for demand vectors  $\mathbf{d}$  arising from Definition 5.3 under terminal insertions to  $C$ . The change in  $\pi^C(\mathbf{d})$  from Fact 5.7 can be divided into two parts:

1. The projection value on  $v$ ,  $[\pi^{C \cup \{v\}}(\mathbf{d})]_v$ , which we do in Section 5.1.1 and
2. the “local” flow leaving  $v$ ,  $\chi_v - \pi^C(\chi_v)$ , which we do in Section 5.1.2.

We show how to compute approximations for both these quantities using random walks. We care about the order of vertices visited by a random walk only and not the length, and this simplifies the sampling method.

**Definition 5.8.** Let  $G = (V, E)$  be a connected undirected graph with resistances  $\mathbf{r}$ . Let  $C$  be any set of  $O(\beta m)$  vertices. For any vertex  $v$  we define a *random walk from  $v$  to  $C$* , denoted as RW, as the following process: sample a random walk from  $v$  where edges  $e$  are used with probability proportional to  $\mathbf{r}_e^{-1}$ . We go until it hits  $C$  or visits a set of distinct vertices whose degrees sum up to at least  $O(\beta^{-1} \log m)$ . For this walk, we only store the first time it hits vertices.

The error of our sampling processes will be analyzed using the following concentration inequality. The proof can be found in Appendix A.4.

**Lemma 5.9** (Corollary of Bernstein's inequality). *Let  $S = X_1 + \dots + X_n$  be the sum of  $n$  independent random variables. The range of  $X_i$  is  $\{0, a_i\}$  for  $a_i \in [-M, M]$ . Let  $t, E$  be positive numbers such that  $t \leq E$  and  $\sum_{i=1}^n |\mathbb{E}[X_i]| \leq E$ . Then*

$$\Pr[|S - \mathbb{E}[S]| > t] \leq 2 \exp\left(-\frac{t^2}{6EM}\right).$$

### 5.1.1 Estimating Single Entries of the Projection

We start with the  $[\pi^{C \cup \{v\}}(\mathbf{d})]_v$  term. At a high level, we approximate this value by sampling a global set of random walks from each edge up front. A useful fact for the error analysis is that by augmenting  $C$  with the congestion reducing subset from Lemma 4.6, we can assume that all entries of the projection are small. Below, the condition  $|\mathbf{d}_u| \leq O(\epsilon^{-1} \mathbf{deg}_u)$  follows from the construction of  $\mathbf{d} = \mathbf{d}[i]$  in Definition 5.3, specifically that only edges with  $\mathbf{r}_e \in [\epsilon^2/20, 20\epsilon^{-2}]$  are considered.

**Lemma 5.10.** *Let  $G = (V, E)$  be an undirected graph. The set*

$$C = \text{CONGESTIONREDUCTIONSUBSET}(G, \beta) \cup \{v \mid \mathbf{deg}_v \geq \beta^{-1}\}$$

*has size at most  $O(\beta m)$ , and for any vector  $\mathbf{d} \in \mathbb{R}^V$  with  $|\mathbf{d}_u| \leq O(\epsilon^{-1} \mathbf{deg}_u)$  for all vertices  $u \in V$ , we have that the projection of  $\mathbf{d}$  onto  $C$  has small mass on any vertex  $v$  not in  $C$ . Precisely,  $|\pi^{C \cup \{v\}}(\mathbf{d})_v| \leq \tilde{O}(\beta^{-2} \epsilon^{-1})$  for all  $v \in V \setminus C$ . Note that by Lemma 4.6, this set can also be computed  $\tilde{O}(m\beta^{-2})$  time.*

*Proof.* We first show that  $|C| = O(\beta m)$ . Since the total degree is  $2m$ , the number of vertices with degree at least  $\beta^{-1}$  that are added is at most  $2m/\beta^{-1} \leq O(\beta m)$ . Combining this with the  $O(\beta m)$  size guarantee of CONGESTIONREDUCTIONSUBSET from Lemma 4.6 gives that  $|C| \leq O(\beta m)$ .

We now turn our attention to bounding  $|\pi^{C \cup \{v\}}(\mathbf{d})_v|$ . Lemma 5.6 allows us to express the projection on  $v$  as the original demand vector times hitting probabilities. We have

$$\left| \pi^{C \cup \{v\}}(\mathbf{d})_v - \mathbf{d}_v \right| = \left| \sum_{u \in V \setminus C \setminus \{v\}} \mathbf{d}_u \cdot p_v^{C \cup \{v\}}(u) \right| \leq \epsilon^{-1} \sum_{u \in V \setminus C \setminus \{v\}} \mathbf{deg}_u \cdot p_v^{C \cup \{v\}}(u).$$

where the last step uses the triangle inequality and  $\mathbf{d}_u \leq O(\epsilon^{-1} \mathbf{deg}_u)$ . Now, the guarantee of Lemma 4.6 gives us

$$\epsilon^{-1} \sum_{u \in V \setminus C \setminus \{v\}} \mathbf{deg}_u \cdot p_v^{C \cup \{v\}}(u) \leq \tilde{O}(\beta^{-2} \epsilon^{-1}).$$

Also, because all vertices with degrees more than  $\beta^{-1}$  were already added to  $C$ , we have  $\mathbf{deg}_v \leq \beta^{-1}$  for  $v \notin C$ . Together with the assumption  $\mathbf{d}_v \leq \mathbf{deg}_v \epsilon^{-1}$  we get

$$\mathbf{d}_v \leq \epsilon^{-1} \beta^{-1} \leq \epsilon^{-1} \beta^{-2}.$$

Hence

$$|\pi^{C \cup \{v\}}(\mathbf{d})_v| \leq \tilde{O}(\beta^{-2} \epsilon^{-1}) + |\mathbf{d}_v| \leq \tilde{O}(\beta^{-2} \epsilon^{-1}).$$

□

As these projection values have magnitude at most  $\text{poly}(\beta^{-1}, \epsilon^{-1})$  by this lemma, we can approximate them by to additive  $\delta$  accuracy by sampling  $\text{poly}(\beta^{-1}, \epsilon^{-1}, \delta^{-1})$  random walks per edge, and treating the samples as an approximate projection of  $\mathbf{d}$  onto  $C$ . We now formalize this sampling process by defining the approximate projection vector,  $\tilde{\pi}^C(\mathbf{d})$ . This is done in the for loop starting at line 10 of our implementation in the algorithm in Algorithm 5.

**Definition 5.11.** For a graph  $G = (V, E)$  with resistances  $\mathbf{R}$ , along with a vector on edges  $\mathbf{q} \in \{-1, 0, 1\}^E$ , define  $\mathbf{d} = \mathbf{B}^\top \mathbf{R}^{-1/2} \mathbf{I}_S \mathbf{q}$ . For a fixed sampling overhead  $h \leftarrow \Omega(\delta^{-2} \beta^{-2} \epsilon^{-2} \text{polylog } m)$ , and vertex subset  $C$ , for each edge  $e \in S$  with endpoint  $v$ , and each  $1 \leq j \leq h$ , let  $\text{RW}(v, e, j)$  be a random walk from  $v$  to  $C$  as in Definition 5.8, with associated weight  $h^{-1} \mathbf{q}_e \mathbf{r}_e^{-1/2}$ . Then for  $u \in C$  define  $\left[ \tilde{\pi}^C(\mathbf{d}) \right]_u$  as the sum of weights of all random walks  $\text{RW}(v, e, j)$  that hit  $C$  for the first time at  $u$ .

**Lemma 5.12.** For sampling overhead  $h = \Omega(\delta^{-2} \beta^{-2} \epsilon^{-2} \text{polylog } m)$ , graph  $G$ , subset  $C$ , edge vector  $\mathbf{q}$ , and demand  $\mathbf{d}$  as in Definition 5.11, Let  $\tilde{\pi}^C(\mathbf{d})$  be the estimated projections as defined in Definition 5.11.

Let  $\hat{\mathbf{d}} = |\mathbf{B}|^\top \mathbf{R}^{-1/2} \mathbf{I}_S |\mathbf{q}|$ , where  $|\mathbf{B}|, |\mathbf{q}|$  are defined as taking the entrywise absolute values of the matrix, vector respectively. For vertices  $v$  where  $\pi^{C \cup \{v\}}(\hat{\mathbf{d}})_v = \tilde{O}(\beta^{-2} \epsilon^{-1})$ , the estimate w.h.p satisfies

$$\left| \tilde{\pi}^{C \cup \{v\}}(\mathbf{d})_v - \pi^{C \cup \{v\}}(\mathbf{d})_v \right| \leq \delta.$$

*Proof.* Let  $F = V \setminus C$ , and let  $\text{RW}(v, e, j)$  be the weighted random walks as defined in Definition 5.11.

We first split the the exact projection value on  $v$  into contributions per vertex of  $F$  using Lemma 5.6, while incorporating the relation between  $\mathbf{d}$  and  $\mathbf{q}$ :

$$\left[ \pi^{C \cup \{v\}}(\mathbf{d}) \right]_v - \mathbf{d}_v = \sum_{u \in F} \mathbf{d}_u \cdot p_v^C(u) = \sum_{u \in F} \left( \sum_{e \ni u} \mathbf{q}_e \mathbf{r}_e^{-1/2} \right) \cdot p_v^C(u) = \sum_{u \in F} \sum_{e \ni u} \sum_{j=1}^h \frac{\mathbf{q}_e \mathbf{r}_e^{-1/2}}{h} p_v^C(u).$$

In the last step we have split it into  $h$  copies to compare it to the random sampling process. Now each of these terms is exactly the expectation of the weights of the walks  $\text{RW}(u, e, j)$  being sent to  $v$ . Formally, we define random variables

$$\text{RWHIT}(u, e, j, v) = \begin{cases} \frac{\mathbf{q}_e \mathbf{r}_e^{-1/2}}{h} & \text{if } \text{RW}(u, e, j) \text{ reaches } C \text{ first at } v, u \in e, j \in [h] \\ 0 & \text{otherwise.} \end{cases}$$

which by the above expression yields:

$$\pi^{C \cup \{v\}}(\mathbf{d})_v - \mathbf{d}_v = \mathbb{E}_{\text{RW}(u, e, j)} \left[ \sum_{u \in F} \sum_{e \ni u} \sum_{j=1}^h \text{RWHIT}(u, e, j, v) \right].$$

By the assumption of  $\pi^{C \cup \{v\}}(\hat{\mathbf{d}})_v = \tilde{O}(\beta^{-2} \epsilon^{-1})$ , the expected sum of the absolute values of  $\text{RWHIT}(u, e, j, v)$  is  $\tilde{O}(\beta^{-2} \epsilon^{-1})$ . Each term on the other hand has magnitude at most

$$\frac{\mathbf{q}_e \mathbf{r}_e^{-1/2}}{h} \leq O\left(\frac{\epsilon^{-1}}{h}\right) = O(\delta^2 \beta^2 \epsilon / \text{polylog } m),$$

as  $r_e \geq \epsilon^2/20$  for  $e \in S$ . As the walks are sampled independently Lemma 5.9 gives

$$\begin{aligned} & \Pr_{\text{RW}(u,e,j)} \left[ \left| \tilde{\pi}^{C \cup \{v\}}(\mathbf{d})_v - \pi^{C \cup \{v\}}(\mathbf{d})_v \right| > \delta \right] \\ & \leq 2 \exp \left( - \frac{\delta^2}{6\tilde{O}(\beta^{-2}\epsilon^{-1}) \delta^2 \beta^2 \epsilon / \text{polylog } m} \right) = n^{-10}, \end{aligned}$$

for a suitable choice of polylog  $m$  in  $h$ . □

### 5.1.2 Locally Sampling Flows From $v$

We now turn to approximating the  $\chi_v - \pi^C(\chi_v)$  term from Fact 5.7. By Lemma 5.6, we know that  $\pi^C(\chi_v)$  is the distribution over  $C$  of the first vertex that a random walk starting at  $v$  hits  $C$  at. To estimate this, we sample *fresh* random walks from  $v$  onto  $C$ , as the sampling overhead of the random walks in e.g. Lemma 5.12 is not sufficient.

Ultimately, we take the inner product of  $\chi_v - \pi^C(\chi_v)$  against  $\mathbf{SC}(G, \widehat{C})^\dagger \chi_{st}$ , the potentials on some superset  $\widehat{C} \supseteq C$ . The variance each random walk contributes to this inner product is  $O(1)$  as  $\|\mathbf{SC}(G, \widehat{C})^\dagger \chi_{st}\|_\infty \leq O(1)$ , so generating  $\tilde{O}(\delta^{-2}\beta^{-4}\epsilon^{-2})$  random walks from  $v$  is sufficient to dampen out the coefficient of  $\pi^{C \cup \{v\}}(\mathbf{d})_v$  in Fact 5.7 which we know is bounded by  $\tilde{O}(\beta^{-2}\epsilon^{-1})$  for  $v \notin C$  by Lemma 5.10.

**Lemma 5.13.** *Let  $G = (V, E)$  be an undirected graph. Let  $C$  be a set of vertices. Let  $\phi$  be a vector in  $[-2, 2]^V$ . Let  $v$  be a vertex in  $V \setminus C$ . We sample  $h_2 = \Omega(\delta^{-2}\beta^{-4}\epsilon^{-2} \text{polylog } n)$  random walks from  $v$  to  $C$ . For any vertex  $u \in C$ , let  $\left[ \tilde{\pi}^C(\chi_v) \right]_u$  be the number of random walks that hit  $u$  before other vertices in  $C$  divided by  $h_2$ . We have, w.h.p.,*

$$\left| \langle \chi_v - \pi^C(\chi_v), \phi \rangle - \langle \chi_v - \tilde{\pi}^C(\chi_v), \phi \rangle \right| \leq \delta \beta^2 \epsilon$$

*Proof.* We first consider the contribution of  $\pi^C(\chi_v)$  to each entry of the dot product separately.  $\left[ \tilde{\pi}^C(\chi_v) \right]_u \cdot \phi_u$  is the average of  $h_2$  i.i.d. binary random variables with expectation  $(\pi^C(\chi_v))_u \phi_u$ . Summing the contribution up over every entry, we know that  $\langle \tilde{\pi}^C(\chi_v), \phi \rangle$  is the sum of  $h_2$  independent random variables and the expected sum of them is  $\langle \pi^C(\chi_v), \phi \rangle$ . Every random variable has range  $[0, 2/h_2]$ , as

$$\| \langle \pi^C(\chi_v), \phi \rangle \| \leq \| \pi^C(\chi_v) \|_1 \| \phi \|_\infty \leq 2.$$

By Lemma 5.9, the probability over the  $h_2$  random walks that our estimate has additive error at most  $\delta \beta^2 \epsilon$  satisfies

$$\Pr \left[ \left| \langle \tilde{\pi}^C(\chi_v), \phi \rangle - \langle \pi^C(\chi_v), \phi \rangle \right| \geq \delta \beta^2 \epsilon \right] \leq 2 \exp \left( \frac{-(\delta \beta^2 \epsilon)^2}{6 \cdot 2 \cdot 2/h_2} \right) = n^{-10}$$

by picking a large enough polylog  $n$  term in  $h_2$ . □



## 5.2 Maintaining Approximate Projections

In this subsection, we maintain the estimates of the projections  $\pi^C(\mathbf{d}[i])$  of the  $N = \tilde{O}(\epsilon^{-2})$  vectors  $\mathbf{d}[1], \mathbf{d}[2], \dots, \mathbf{d}[N]$  as required by the heavy-hitter data structure described in Lemma 5.1 using the random walks structures studied above. Here, the  $\mathbf{d}[i]$  are constructed as in Definition 5.3. The maintained  $\tilde{\pi}^C(\mathbf{d}[i])$  vectors which approximate  $\pi^C(\mathbf{d}[i])$  will be dotted against a potential vector  $\phi$ , which is maintained separately using a dynamic Schur complement via Theorem 4.

**Lemma 5.14.** *There is a data structure PROJECTOR that supports the following operations.*

- **INITRANDOMWALKS**( $G, \mathbf{r}, \epsilon, \beta, \delta, \mathbf{d}[1], \dots, \mathbf{d}[N]$ ): Set the parameters  $G, \mathbf{r}, \epsilon, \beta, \delta$  and  $\mathbf{d}[i]$  for  $i \in [N]$  and initialize the data structure (including a initial terminal set  $C \subseteq V$ ). Takes  $\tilde{O}(m\delta^{-2}\beta^{-4}\epsilon^{-2})$  time.
- **INITPROJECTIONS**: Solve each  $\tilde{\pi}^C(\mathbf{d}[i])$  exactly. Takes  $\tilde{O}(m\epsilon^{-2})$  time.
- **ADDTERMINAL**( $v$ ): Add  $v$  to  $C$  in  $\tilde{O}(\delta^{-2}\beta^{-6}\epsilon^{-2})$  time. The algorithm supports at most  $\beta m$  **ADDTERMINAL** operations.
- **QUERY**( $i \in [N]$ ): Output a vector  $\tilde{\pi}^C(\mathbf{d}[i])$ . Let  $\phi \in [-2, 2]^V$  be a vector chosen by an adversary which is oblivious after given the initial terminal set  $C$ . The output satisfies

$$\left| \langle \pi^C(\mathbf{d}[i]), \phi \rangle - \langle \tilde{\pi}^C(\mathbf{d}[i]), \phi \rangle \right| = \tilde{O}(\text{count} \cdot \delta)$$

with high probability where *count* is the number of **ADDTERMINALS** performed after the last **INITPROJECTIONS**. The runtime is  $\tilde{O}(\beta m)$ .

The algorithm creates an initial terminal set  $C$  of  $O(\beta m)$  vertices by its own decision during initialization in **INITRANDOMWALKS**. Each operation succeeds with high probability against an adversary which is oblivious after given this original set of terminals  $C$  built during initialization.

As mentioned, our algorithms require sampling random walks. We show formally that random walks can be sampled efficiently. This runtime is more efficient than Lemma 4.5 because we do not require the sum of resistances on the walk.

**Lemma 5.15.** *Let  $G = (V, E)$  be a connected undirected weighted graph. We choose  $\beta m$  random edges uniformly from  $E$ . Let  $C$  denote the set of endpoints of the chosen edges. There is an algorithm that samples a random walk from  $v$  to  $C$  as in Definition 5.8 for any vertex  $v \in V \setminus C$ . The algorithm runs in  $\tilde{O}(\beta^{-2})$  time and succeeds with high probability.*

*Proof.* Fix the vertex  $v$  and let the random walk from  $v$  be  $W$ . By the construction of  $C$ , once the sum of degrees of the vertices visited by  $W$  exceeds some number  $c = O(\beta^{-1} \log m)$ , with high probability,  $W$  has visited at least one vertex in  $C$ . By this property, our algorithm continues sampling a new vertex that  $W$  has never visited until

1.  $W$  hits some vertex in  $C$ , or
2. the sum of degrees of the vertices visited by  $W$  exceeds  $c$ .

In the second case (which happens with  $n^{-10}$  probability), the algorithm fails.

Now we discuss how to sample the next new vertex  $W$  will visit. We denote this vertex by  $u$  (which is a random variable). Suppose  $U$  is the set of vertices that  $W$  has visited and  $W$  is on some vertex  $x \in U$  currently. Let  $N(U)$  be the set of vertices that are adjacent to  $U$  and not contained by  $U$ . We construct an induced subgraph  $H = G[N(U) \cup U]$ . It suffices to sample  $u$  on  $H$  because  $u$  must be adjacent to  $U$ .

By Lemma 5.6, for any vertex  $z \in N(U)$ ,  $\Pr[u = z] = [\boldsymbol{\pi}^{N(U)}(\boldsymbol{\chi}_x)]_z$ . In other words, the mass function for  $u$  is  $\boldsymbol{\pi}^{N(U)}(\boldsymbol{\chi}_x)$ . Thus, we may use an exact Laplacian solver to compute

$$\boldsymbol{\pi}^{N(U)}(\boldsymbol{\chi}_x) = -\mathbf{L}_{N(U)U} \mathbf{L}_{UU}^{-1} \boldsymbol{\chi}_x$$

and sample according to it. Since the number of edges in  $H$  is bounded by  $\sum_{v \in U} \mathbf{deg}_v = \tilde{O}(\beta^{-1})$ , the solving process takes  $\tilde{O}(|H|) = \tilde{O}(\beta^{-1})$  time.

As each new vertex we sample has degree at least 1, the process must end before  $c = O(\beta^{-1} \log n)$  distinct vertices are visited. Thus, the total running time is  $\tilde{O}(c \cdot \beta^{-1}) = \tilde{O}(\beta^{-2})$ .  $\square$

We start with the initialization algorithms INITRANDOMWALKS and INITPROJECTIONS, given in Algorithm 4. We will use the method in Lemma 5.15 for sampling random walks.

---

**Algorithm 4:** Pseudocode for initialize the estimated  $\boldsymbol{\pi}$  values and the random walks.

---

```

1 global variables
2    $\mathbf{d}[1], \dots, \mathbf{d}[N]$ : the demand vectors defined in Definition 5.3,  $N = \tilde{O}(\epsilon^{-2})$  is the total
   count.
3    $\text{RW}(v, e, j)$   $v \in V, e \ni v, 1 \leq j \leq h$ : the sampled random walks
4    $C$ : the terminal set
5    $\tilde{\boldsymbol{\pi}}^C(\mathbf{d}[i])$  ( $1 \leq i \leq N$ ): the estimated  $\boldsymbol{\pi}$  values
6    $\epsilon, \beta, \delta$ : parameters controlling accuracy, size of the terminal set  $C$  and frequency to
   repair  $\tilde{\boldsymbol{\pi}}^C(\mathbf{d}[i])$ 
7 procedure PROJECTOR.INITPROJECTIONS()
8   for  $1 \leq i \leq N$  do
9     Solve  $\mathbf{L}_{FF} \tilde{\boldsymbol{x}}[i] = \mathbf{d}[i]_F$ .
10     $\tilde{\boldsymbol{\pi}}^C(\mathbf{d}[i]) \leftarrow \mathbf{d}[i]_C - \mathbf{L}_{CF} \tilde{\boldsymbol{x}}[i]$ .
11 procedure PROJECTOR.INITRANDOMWALKS( $G, \mathbf{r}, \epsilon, \beta, \delta, \mathbf{d}[1], \dots, \mathbf{d}[N]$ )
12   Set the parameters  $G, \mathbf{r}, \epsilon, \beta, \delta, \mathbf{d}[1], \dots, \mathbf{d}[N]$  according to the input.
13    $C \leftarrow \text{CONGESTIONREDUCTIONSUBSET}(G, \beta) \cup \{v : \mathbf{deg}_v \geq \beta^{-1}\}$ . // Lemma 5.10
14    $h \leftarrow \tilde{O}(\beta^{-2} \delta^{-2} \epsilon^{-2})$ , the sampling overhead of Lemma 5.12.
15   for  $v \in V, e \ni v, 1 \leq j \leq h$  do
16     Sample  $\text{RW}(v, e, j)$  (a random walk from  $v$  to  $C$  of length  $O(\beta^{-1} \log m)$ ) by the
     method in Lemma 5.15.
17   PROJECTOR.INITPROJECTIONS().

```

---

Each INITPROJECTIONS operation calculates  $\tilde{\boldsymbol{\pi}}^C(\mathbf{d}[i])$  for each  $1 \leq i \leq N$  with exact Laplacian solves, and stores the  $\tilde{\boldsymbol{\pi}}^C(\mathbf{d}[i])$  values in a  $N$  by  $|C|$  array. This runs in time  $\tilde{O}(Nm) = \tilde{O}(m\epsilon^{-2})$ .

To initialize the random walks in INITRANDOMWALKS, we first initialize the terminals  $C$  by Lemma 5.10. Note that we have

$$\left| \pi^{C \cup \{v\}}(\mathbf{d}[i])_v \right| \leq \tilde{O}(\beta^{-2}\epsilon^{-1})$$

for any  $i \in [N]$  and  $v \notin C$  with high probability by Lemma 5.10. This will be used to bound the error from adjusting the projections when adding terminals. Then we sample  $\tilde{O}(\beta^{-2}\delta^{-2}\epsilon^{-2})$  random walks per edge according to Lemma 5.15. Then INITPROJECTIONS is called to initialize the array for  $\tilde{\pi}^C(\mathbf{d}[i])$ .

Now, we give the algorithm for ADDTERMINAL( $v$ ) in Algorithm 5.

The algorithm works as follows.

1. By Lemma 5.7, we update  $\tilde{\pi}^C(\mathbf{d}[i])$  to  $\tilde{\pi}^{C \cup \{v\}}(\mathbf{d}[i])$  by

$$\tilde{\pi}^{C \cup \{v\}}(\mathbf{d}[i]) \leftarrow \tilde{\pi}^C(\mathbf{d}[i]) + \left[ \tilde{\pi}^{C \cup \{v\}}(\mathbf{d}[i]) \right]_v \cdot (\chi_v - \tilde{\pi}^C(\chi_v))$$

for each  $i \in [N]$ , for some estimate  $\left[ \tilde{\pi}^{C \cup \{v\}}(\mathbf{d}[i]) \right]_v$  of  $\left[ \pi^{C \cup \{v\}}(\mathbf{d}[i]) \right]_v$ , and estimate  $\tilde{\pi}^C(\chi_v)$  of  $\pi^C(\chi_v)$ .

2. We estimate  $\left[ \tilde{\pi}^{C \cup \{v\}}(\mathbf{d}[i]) \right]_v$  using the initial random walks sampled in INITRANDOMWALKS. Cut the initial random walks by where they hit  $v$ . By Lemma 5.12, for each  $i$ , we calculate our estimate  $\left[ \tilde{\pi}^{C \cup \{v\}}(\mathbf{d}[i]) \right]_v$  according to the random walks that are cut. Note that the condition  $\pi^{C \cup \{v\}}(\hat{\mathbf{d}})_v = \tilde{O}(\beta^{-2}\epsilon^{-1})$  of Lemma 5.12 is guaranteed by Lemma 5.10.
3. We estimate the vector  $\tilde{\pi}^C(\chi_v)$  by sampling  $\tilde{O}(\delta^{-2}\beta^{-4}\epsilon^{-2})$  fresh random walks from  $v$  and tracking where they hit  $C$ . Applying Lemma 5.13 allows us to bound the error.
4. Once the updates above are done, we add  $v$  to  $C$ ,  $C \leftarrow C \cup \{v\}$ .

Finally, for each QUERY( $i$ ), we simply output the maintained vector  $\tilde{\pi}^C(\mathbf{d}[i])$  for the current terminal set  $C$ . This costs  $O(|C|) = O(\beta m)$  time.

We can use Algorithms 4 and 5 to prove Lemma 5.14.

*Proof of Lemma 5.14.* We first show the correctness of the QUERY operation, then bound the runtimes of each operation.

**Correctness.** It suffices to show the correctness of QUERY( $i$ ), i.e. prove that

$$\left| \left\langle \pi^C(\mathbf{d}[i]) - \tilde{\pi}^C(\mathbf{d}[i]), \phi \right\rangle \right| \leq \tilde{O}(\text{count} \cdot \delta)$$

with high probability, where *count* is the number of operations since the last INITPROJECTIONS operation. To bound this error we sum the errors caused by each ADDTERMINAL( $v$ ) up. Let  $C^{(0)}$  denote the set  $C$  after the last INITPROJECTIONS operation. Suppose that after the last INITPROJECTIONS operation, we perform *count* ADDTERMINAL operations. The  $j$ -th one of them is ADDTERMINAL( $v_j$ ) ( $1 \leq j \leq \text{count}$ ). Let  $C^{(j)} = C^{(j-1)} \cup \{v_j\}$  be the set  $C$  after  $j$  ADDTERMINALS.

For simplicity of notation, we overload  $\pi^C$  vector to refer to the length  $n$  vector on  $V$  formed by padding 0 entries for vertices not in  $C$ . Suppose after the *count* ADDTERMINAL operations, one

---

**Algorithm 5:** Pseudocode for adding a vertex as terminal .
 

---

```

1 global variables
2    $\mathbf{d}[1], \dots, \mathbf{d}[N]$ : the demand vectors defined in Definition 5.3,  $N = \tilde{O}(\epsilon^{-2})$  is the total
   count.
3    $\text{RW}(v, e, j)$   $v \in V, e \ni v, 1 \leq j \leq h$ : the sampled random walks
4    $C$ : the terminal set
5    $\tilde{\pi}^C(\mathbf{d}[i])$  ( $1 \leq i \leq N$ ): the estimated  $\pi$  values
6    $\epsilon, \beta, \delta$ : parameters controlling accuracy, size of the terminal set  $C$  and frequency to
   repair  $\tilde{\pi}^C(\mathbf{d}[i])$ 
7 procedure PROJECTOR.ADDTERMINAL( $v$ )
8   for  $1 \leq i \leq N$  do
9      $\left[ \tilde{\pi}^{C \cup \{v\}}(\mathbf{d}[i]) \right]_v \leftarrow 0$ .
10  for  $1 \leq i \leq N$  do
11    for each  $(u, e, j)$  such that  $u \in V, e \ni u, 1 \leq j \leq h$  and  $\text{RW}(u, e, j)$  visits  $v$  do
12      Shorten  $\text{RW}(u, e, j)$  to the first time it hits  $v$ .
13       $\left[ \tilde{\pi}^{C \cup \{v\}}(\mathbf{d}[i]) \right]_v \leftarrow \left[ \tilde{\pi}^{C \cup \{v\}}(\mathbf{d}[i]) \right]_v + \frac{\mathbf{q}_e \mathbf{r}_e^{-1/2}}{h}$ .
    //  $\left[ \tilde{\pi}^{C \cup \{v\}}(\mathbf{d}[i]) \right]_v$  is an estimate of  $\left[ \pi^{C \cup \{v\}}(\mathbf{d}[i]) \right]_v$  by Lemma 5.12.
14   $\tilde{\pi}^C(\chi_v) \leftarrow \mathbf{0}$ .
15   $h_2 \leftarrow \tilde{O}(\delta^{-2} \beta^{-4} \epsilon^{-2})$ , the sampling overhead in Lemma 5.13.
16  for  $1 \leq i \leq h_2$  do
17    Sample a random walk from  $v$  to  $C$  by the method in Lemma 4.5.
18    Let  $u$  be the vertex at which the sampled random walk above hits  $C$ .
19     $\left[ \tilde{\pi}^C(\chi_v) \right]_u \leftarrow \left[ \tilde{\pi}^C(\chi_v) \right]_u + \frac{1}{h_2}$ .
    //  $\tilde{\pi}^C(\chi_v)$  is an estimate of  $\pi^C(\chi_v)$  by Lemma 5.13.
20  for  $1 \leq i \leq N$  do
21    for Each  $u$  such that  $u \in C$  and  $\left[ \tilde{\pi}^C(\chi_v) \right]_u \neq 0$  do
22       $\left[ \tilde{\pi}^{C \cup \{v\}}(\mathbf{d}[i]) \right]_u \leftarrow \left[ \tilde{\pi}^C(\mathbf{d}[i]) \right]_u + \left[ \tilde{\pi}^{C \cup \{v\}}(\mathbf{d}[i]) \right]_v \cdot \left[ (\chi_v - \tilde{\pi}^C(\chi_v)) \right]_u$ .
23       $\left[ \tilde{\pi}^{C \cup \{v\}}(\mathbf{d}[i]) \right]_v \leftarrow \left[ \tilde{\pi}^C(\mathbf{d}[i]) \right]_v + \left[ \tilde{\pi}^{C \cup \{v\}}(\mathbf{d}[i]) \right]_v \cdot \left[ (\chi_v - \tilde{\pi}^C(\chi_v)) \right]_v$ .
    // Approximate update corresponding to Fact 5.7.

```

---

QUERY( $i, \phi = \phi_{C(\text{count})}$ ) is performed. We can decouple the error across the steps and across the decomposition given by Fact 5.7 into:

$$\begin{aligned}
& \left| \left\langle \pi^{C(\text{count})}(\mathbf{d}[i]), \phi \right\rangle - \left\langle \tilde{\pi}^{C(\text{count})}(\mathbf{d}[i]), \phi \right\rangle \right| \\
&= \left\langle \pi^{C(0)}(\mathbf{d}[i]) + \sum_{j=1}^{\text{count}} \left[ \pi^{C(j)}(\mathbf{d}[i]) \right]_{v_j} \cdot (\chi_v - \pi^{C(j-1)}(\chi_{v_j})), \phi \right\rangle
\end{aligned}$$

$$\begin{aligned}
& - \left\langle \tilde{\pi}^{C^{(0)}}(\mathbf{d}[i]) + \sum_{j=1}^{count} \left[ \tilde{\pi}^{C^{(j)}}(\mathbf{d}[i]) \right]_{v_j} \cdot \left( \boldsymbol{\chi}_v - \tilde{\pi}^{C^{(j-1)}}(\boldsymbol{\chi}_{v_j}) \right), \boldsymbol{\phi} \right\rangle \\
& \leq \left| \left\langle \boldsymbol{\pi}^{C^{(0)}}(\mathbf{d}[i]), \boldsymbol{\phi} \right\rangle - \left\langle \tilde{\pi}^{C^{(0)}}(\mathbf{d}[i]), \boldsymbol{\phi} \right\rangle \right| \\
& + \sum_{j=1}^{count} \left| \left[ \boldsymbol{\pi}^{C^{(j)}}(\mathbf{d}[i]) \right]_{v_j} \left\langle \left( \boldsymbol{\chi}_v - \boldsymbol{\pi}^{C^{(j-1)}}(\boldsymbol{\chi}_{v_j}) \right), \boldsymbol{\phi} \right\rangle - \left[ \tilde{\pi}^{C^{(j)}}(\mathbf{d}[i]) \right]_{v_j} \left\langle \left( \boldsymbol{\chi}_v - \tilde{\pi}^{C^{(j-1)}}(\boldsymbol{\chi}_{v_j}) \right), \boldsymbol{\phi} \right\rangle \right|
\end{aligned}$$

By Lemma 5.12 and Lemma 5.13, for each fixed  $j \in [count]$ , we have  $\delta$ -additive approximations to  $[\boldsymbol{\pi}^{C^{(j)}}(\mathbf{d}[i])]_{v_j}$  and  $\delta\beta^2\epsilon$ -additive approximations to  $\langle \boldsymbol{\chi}_v - \boldsymbol{\pi}^{C^{(j-1)}}(\boldsymbol{\chi}_{v_j}), \boldsymbol{\phi} \rangle$ . Therefore for each term  $j$ , we can further apply triangle inequality to bound the error by:

$$\begin{aligned}
& \left| \left[ \boldsymbol{\pi}^{C^{(j)}}(\mathbf{d}[i]) \right]_{v_j} \cdot \left\langle \boldsymbol{\chi}_v - \boldsymbol{\pi}^{C^{(j-1)}}(\boldsymbol{\chi}_{v_j}), \boldsymbol{\phi} \right\rangle - \left[ \tilde{\pi}^{C^{(j)}}(\mathbf{d}[i]) \right]_{v_j} \cdot \left\langle \boldsymbol{\chi}_v - \tilde{\pi}^{C^{(j-1)}}(\boldsymbol{\chi}_{v_j}), \boldsymbol{\phi} \right\rangle \right| \\
& \leq \left| \left[ \boldsymbol{\pi}^{C^{(j)}}(\mathbf{d}[i]) \right]_{v_j} \right| \cdot \left| \left\langle \boldsymbol{\chi}_v - \boldsymbol{\pi}^{C^{(j-1)}}(\boldsymbol{\chi}_{v_j}), \boldsymbol{\phi} \right\rangle - \left\langle \boldsymbol{\chi}_v - \tilde{\pi}^{C^{(j-1)}}(\boldsymbol{\chi}_{v_j}), \boldsymbol{\phi} \right\rangle \right| \\
& \quad + \left| \left[ \boldsymbol{\pi}^{C^{(j)}}(\mathbf{d}[i]) \right]_{v_j} - \left[ \tilde{\pi}^{C^{(j)}}(\mathbf{d}[i]) \right]_{v_j} \right| \cdot \left| \left\langle \boldsymbol{\chi}_v - \tilde{\pi}^{C^{(j-1)}}(\boldsymbol{\chi}_{v_j}), \boldsymbol{\phi} \right\rangle \right|
\end{aligned}$$

The two factors of the first term are bounded by  $\tilde{O}(\beta^{-2}\epsilon^{-1})$  (Lemma 5.10) and  $\delta\beta^2\epsilon$  (Lemma 5.13). The first factor of the second term is bounded by  $\delta$  (Lemma 5.12). Putting these together, we get that the error for step  $j$  is no more than

$$\tilde{O}(\beta^{-2}\epsilon^{-1})\delta\beta^2\epsilon + \delta \left\langle \left( \boldsymbol{\chi}_v - \tilde{\pi}^C(\boldsymbol{\chi}_{v_j}) \right), \boldsymbol{\phi} \right\rangle \leq \tilde{O}(\delta) + \delta \left\| \left( \boldsymbol{\chi}_v - \tilde{\pi}^C(\boldsymbol{\chi}_{v_j}) \right) \right\|_1 \|\boldsymbol{\phi}\|_\infty = \tilde{O}(\delta).$$

The exact solver can guarantee that

$$\left\langle \boldsymbol{\pi}^{C^{(0)}}(\mathbf{d}[i]), \boldsymbol{\phi} \right\rangle - \left\langle \tilde{\pi}^{C^{(0)}}(\mathbf{d}[i]), \boldsymbol{\phi} \right\rangle = 0.$$

Summing up the errors for each step and the initial error, we have

$$\left| \left\langle \boldsymbol{\pi}^{C^{(count)}}(\mathbf{d}[i]), \boldsymbol{\phi} \right\rangle - \left\langle \tilde{\pi}^{C^{(count)}}(\mathbf{d}[i]), \boldsymbol{\phi} \right\rangle \right| = \tilde{O}(count \cdot \delta).$$

This concludes the correctness proof.

**Runtime.** We go operation by operation.

- **INITPROJECTIONS.** Requires solving  $N$  SDD systems in  $\mathbf{L}_{FF}^{-1}$ . Each can be solved in  $\tilde{O}(m)$  time by Theorem 2, for a total of  $\tilde{O}(Nm) = \tilde{O}(m\epsilon^{-2})$  time.
- **INTRANDOMWALKS.** In addition to the  $\tilde{O}(Nm)$  cost from INITPROJECTIONS, the algorithm samples  $O(h) = O(\beta^{-2}\delta^{-2}\epsilon^{-2})$  random walks of length  $O(\beta^{-1} \log m)$  for each edge incident to each vertex. Now, by Lemma 5.15, this uses  $\tilde{O}(m \cdot \beta^{-2}\delta^{-2}\epsilon^{-2} \cdot \beta^{-2}) = \tilde{O}(m\beta^{-4}\delta^{-2}\epsilon^{-2})$  time. Also, the cost of calling CONGESTIONREDUCTIONSUBSET( $G, \beta$ ) is  $\tilde{O}(m\beta^{-2})$  by Lemma 4.6, which is dominated by the previous runtime.

- **ADDTERMINAL.** The runtime cost for computing  $\left[\tilde{\pi}^{C \cup \{v\}}(\mathbf{d}[i])\right]_v$  for all  $i \in [N]$  starting in the for loop in line 10 of Algorithm 4, can be bounded by the total number of times the random walks  $\text{RW}(u, e, j)$  pass through  $v$ , multiplied by  $N$ . As above,  $h = \tilde{O}(\beta^{-2}\delta^{-2}\epsilon^{-2})$  random walks are sampled per edge. Because  $v \notin C$  for  $C$  constructed in line 13 of Algorithm 4, Lemma 4.6 tells us that  $v$  is in  $\tilde{O}(\beta^{-2}\delta^{-2}\epsilon^{-2} \cdot \beta^{-2}) = \tilde{O}(\beta^{-4}\delta^{-2}\epsilon^{-2})$  random walks with high probability. Thus the cost of this loop is  $\tilde{O}(\beta^{-4}\delta^{-2}\epsilon^{-2}) \cdot N = \tilde{O}(\beta^{-4}\delta^{-2}\epsilon^{-4})$ .

The runtime cost for computing  $\tilde{\pi}^C(\mathbf{x}_v)$ , which starts in the for loop of line 16 of Algorithm 4, is given by the cost of sampling  $h_2 = \tilde{O}(\delta^{-2}\beta^{-4}\epsilon^{-2})$  random walks from  $v$  of length  $O(\beta^{-1} \log m)$  until they hit  $C$ . By Lemma 5.15, this costs  $\tilde{O}(\beta^{-2})$  per walk, for a total time of  $\tilde{O}(\delta^{-2}\beta^{-4}\epsilon^{-2} \cdot \beta^{-2}) = \tilde{O}(\delta^{-2}\beta^{-6}\epsilon^{-2})$ .

Finally, we bound the cost of aggregating these estimates in the for loop starting in line 20 of Algorithm 4. At most  $h_2 = \tilde{O}(\delta^{-2}\beta^{-4}\epsilon^{-2})$  values of  $u$  are accessed in line 21, as  $h_2$  random walks are sampled from  $v$ . Therefore, the runtime is bounded by  $\tilde{O}(\delta^{-2}\beta^{-4}\epsilon^{-2} \cdot N) = \tilde{O}(\delta^{-2}\beta^{-4}\epsilon^{-4})$ .

For  $\beta < \epsilon$ , the  $\tilde{O}(\delta^{-2}\beta^{-6}\epsilon^{-2})$  term dominates the runtime of all three parts.

- **QUERY.** As  $\tilde{\pi}^C(\mathbf{d}[i])$  is supported on  $C$ , this costs  $O(|C|) = O(\beta m)$  time.

□

### 5.3 Locator Using Maintained Projections

Here, we give the necessary algorithms to prove Theorem 5, where we without loss of generality assume  $\mathcal{E} = 1$ . At a high level our approach maintains both an dynamic Schur complement data structure **DYNAMICSC** using Theorem 4, as well as the demand projector **PROJECTOR** in Lemma 5.14.

We give the algorithm that implements the initialization operation **LOCATOR.INITIALIZE** in Algorithm 6. To initialize **LOCATOR**, i.e. **LOCATOR.INITIALIZE**, we first sample a random heavy hitter matrix  $\mathbf{Q}$  and compute vectors  $\mathbf{d}[i]$  as in Definition 5.3. To emphasize, we note that we only consider edges with  $\mathbf{r}_e \in [\epsilon^2/20, 20\epsilon^2]$ .

We then initialize the dynamic Schur complement and projection data structures. We ensure using lines 17 and 19 that these data structures have the same terminal set. We then compute the vectors  $\boldsymbol{\pi}^C(\mathbf{d}[i])$  exactly to start. Finally, we set  $\overline{\text{count}}$  as the number of terminal additions the projector data structure **PROJECTOR** supports before doing an exact recomputation of  $\boldsymbol{\pi}^C(\mathbf{d}[i])$ .

Now, we present the pseudocode for adjusting edge resistances in **LOCATOR** for both single edge updates and batched updates in Algorithm 7. This requires adding terminals to both  $D^{(\text{sc})}$  and  $D^{(\text{proj})}$ .

To implement single edge updates in **LOCATOR.UPDATE**, we first add both endpoints of the edge  $e$  as terminals in both  $D^{(\text{sc})}$  and  $D^{(\text{proj})}$ , and then update the resistance of edge  $e$  in  $D^{(\text{sc})}$ . In the batched case **LOCATOR.BATCHUPDATE** or when  $\text{count}$  has increased to value  $\overline{\text{count}}$ , i.e. the errors of  $\tilde{\pi}^C(\mathbf{d}[i])$  have accumulated in  $D^{(\text{proj})}$ , we do a full recomputation of  $\boldsymbol{\pi}^C(\mathbf{d}[i])$  for the current terminals using exact Laplacian solves.

There is a subtlety in the algorithm, which is that the resistances  $\mathbf{R}$  change throughout the algorithm, whereas we fixed the demand vectors  $\mathbf{d}[i] = \mathbf{1}_i^\top \mathbf{Q} \mathbf{I}_S \mathbf{R}^{-1/2} \mathbf{B}$  at the beginning. We handle this by explicitly tracking the changes to  $\mathbf{d}[i]$  via  $\Delta \mathbf{d}[i]$  in **LOCATOR.UPDATED**. This interacts nicely

---

**Algorithm 6:** Pseudocode for LOCATOR initialization.

---

```

1 global variables
2    $D^{(\text{sc})}$ : Instance of DYNAMICSC data structure of Theorem 4.
3    $D^{(\text{proj})}$ : Instance of PROJECTOR data structure of Lemma 5.14.
4    $\epsilon, \beta, \delta$ : parameters controlling accuracy, size of the terminal sets  $C, T$  and frequency to
   call  $D^{(\text{proj})}.\text{INITPROJECTIONS}()$ .
5    $\mathbf{r}$ : the resistance vector.
6    $C, T$ : the current terminal sets of  $D^{(\text{proj})}$  and  $D^{(\text{sc})}$ .
7    $\mathbf{Q}$ : heavy-hitter matrix produced by Lemma 5.1.
8    $\text{count}, \overline{\text{count}}$ : number of terminals added since last initialization, and threshold.

9 procedure LOCATOR.INITIALIZE( $G, \mathbf{r}, \epsilon, \beta, \delta$ )
10  Set the parameters  $G, \mathbf{r}, \epsilon, \beta, \delta$  according to the input.
11  Initialize  $\mathbf{Q} \in \mathbb{R}^{N \times m}$  by Lemma 5.1, and  $\mathbf{d}[i] = 0$  for all  $1 \leq i \leq N$ .
12  for each  $e \in E$  and  $i \in [N]$  with  $\mathbf{Q}_{i,e} \neq 0$  do
13    if  $\epsilon^2/20 \leq r_e \leq 20\epsilon^{-2}$  then
14       $\mathbf{d}[i] \leftarrow \mathbf{d}[i] + \mathbf{Q}_{i,e} r_e^{-1/2} \boldsymbol{\chi}_e$ .
15   $D^{(\text{proj})}.\text{INITRANDOMWALKS}(G, \mathbf{r}, \epsilon, \beta, \delta)$ .
16   $D^{(\text{sc})}.\text{INITIALIZE}(G, \mathbf{r}, \{s, t\}, \epsilon/100, \beta)$ .
17  for each vertex  $v \in C \setminus T$  do
18     $D^{(\text{sc})}.\text{PERMANENTADDTERMINALS}(\{v\})$ .
19  for each vertex  $v$  in  $T \setminus C$  do
20     $D^{(\text{proj})}.\text{ADDTERMINAL}(v)$ .
21   $D^{(\text{proj})}.\text{INITPROJECTIONS}()$ ,  $\text{count} \leftarrow 0$ .
22   $\overline{\text{count}} \leftarrow \delta^{-1}\epsilon / \text{polylog } n$  for a large enough polylog  $n$  factor such that the error of
    $D^{(\text{proj})}.\text{QUERY}$  as in Lemma 5.14 satisfies  $\tilde{O}(\overline{\text{count}} \cdot \delta) \leq \epsilon/100$ .

```

---

with maintaining  $\pi^C(\mathbf{d}[i])$  and accumulates no errors because  $\Delta\mathbf{d}[i]$  is supported only on terminals  $C$  by definition, so

$$\pi^C(\mathbf{d}[i] + \Delta\mathbf{d}[i]) = \pi^C(\mathbf{d}[i]) + \Delta\mathbf{d}[i].$$

Finally, we give the pseudocode for LOCATOR.LOCATE.

To implement LOCATOR.LOCATE, we first solve  $\boldsymbol{\chi}_{st}$  on an approximate Schur complement by using the  $D^{(\text{sc})}$  data structure to compute  $\boldsymbol{\phi} = \widetilde{\mathbf{SC}}^\dagger \boldsymbol{\chi}_{st}$ . We can use this to compute the vector  $\mathbf{v}$  which we plug into RECOVER of Lemma 5.1. Specifically, our  $\mathbf{v}$  satisfies

$$\begin{aligned} v_i &= \tilde{\pi}^C(\mathbf{d}[i])^\top \boldsymbol{\phi} = \tilde{\pi}^C(\mathbf{d}[i])^\top \widetilde{\mathbf{SC}}^\dagger \boldsymbol{\chi}_{st} \approx \pi^C(\mathbf{d}[i])^\top \mathbf{SC}(G, C)^\dagger \boldsymbol{\chi}_{st} = \mathbf{d}[i]^\top \mathbf{L}(G)^\dagger \boldsymbol{\chi}_{st} \\ &= \mathbf{1}_i^\top \mathbf{QR}^{-1/2} \mathbf{BL}(G)^\dagger \boldsymbol{\chi}_{st}. \end{aligned}$$

We would like to point out a subtlety: the PROJECTOR algorithm does not know the vector  $\boldsymbol{\phi}$  in advance, and additionally  $\boldsymbol{\phi}$  must be generated by an oblivious adversary given the initial terminal set (see last paragraph of Lemma 5.14). However, this is guaranteed because the randomness used for  $D^{(\text{sc})}$  is separated from the randomness for  $D^{(\text{proj})}$ , so there are no actual issues.

---

**Algorithm 7:** Pseudocode for updating  $\mathbf{r}_e$  in LOCATOR, either single, or in batches.

---

```

1 global variables
2    $D^{(\text{sc})}$ : Instance of DYNAMICSC data structure of Theorem 4.
3    $D^{(\text{proj})}$ : Instance of PROJECTOR data structure of Lemma 5.14.
4    $\epsilon, \beta, \delta$ : parameters controlling accuracy, size of the terminal sets  $C, T$  and frequency to
   call  $D^{(\text{proj})}.\text{INITPROJECTIONS}()$ .
5    $\mathbf{r}$ : the resistance vector.
6    $C, T$ : the current terminal sets of  $D^{(\text{proj})}$  and  $D^{(\text{sc})}$ .
7    $\mathbf{Q}$ : heavy-hitter matrix produced by Lemma 5.1.
8    $\text{count}, \overline{\text{count}}$ : number of terminals added since last initialization, and threshold.
9    $\Delta \mathbf{d}[i]$  for  $i \in [N]$ : change to  $\mathbf{d}[i]$  from resistance changes.

10 procedure LOCATOR.UPDATED( $e, \mathbf{r}^{\text{new}}$ )
11   for each  $i \in [N]$  such that  $\mathbf{Q}_{i,e} \neq 0$  do
12     if  $\mathbf{r}_e \in [\epsilon^2/20, 20\epsilon^{-2}]$  then
13        $\Delta \mathbf{d}[i] \leftarrow \Delta \mathbf{d}[i] - \mathbf{Q}_{i,e} \mathbf{r}_e^{-1/2} \chi_e$ .
14      $\mathbf{r}_e \leftarrow \mathbf{r}^{\text{new}}$ .
15     if  $\mathbf{r}_e \in [\epsilon^2/20, 20\epsilon^{-2}]$  then
16        $\Delta \mathbf{d}[i] \leftarrow \Delta \mathbf{d}[i] + \mathbf{Q}_{i,e} \mathbf{r}_e^{-1/2} \chi_e$ .

17 procedure LOCATOR.UPDATE( $e, \mathbf{r}^{\text{new}}$ )
18   for each  $v \in e$  do
19     if  $v$  is not in  $C$  then
20        $D^{(\text{proj})}.\text{ADDTERMINAL}(v)$ .
21        $\text{count} \leftarrow \text{count} + 1$ .
22       if  $\text{count} = \overline{\text{count}}$  then
23          $D^{(\text{proj})}.\text{INITPROJECTIONS}()$ .
24          $\text{count} \leftarrow 0$ .
25        $D^{(\text{sc})}.\text{PERMANENTADDTERMINALS}(\{v\})$ 
26    $D^{(\text{sc})}.\text{UPDATE}(e, \mathbf{r}^{\text{new}})$ .
27   LOCATOR.UPDATED( $e, \mathbf{r}^{\text{new}}$ ).

28 procedure LOCATOR.BATCHUPDATE( $S, \mathbf{r}^{\text{new}} \in \mathbb{R}_{>0}^S$ )
29   for each  $(u, v) = e \in S$  do
30      $D^{(\text{proj})}.C = D^{(\text{proj})}.C \cup \{u, v\}$ .
31      $D^{(\text{sc})}.\text{PERMANENTADDTERMINALS}(\{u, v\})$ .
32      $D^{(\text{sc})}.\text{UPDATE}(e, \mathbf{r}_e^{\text{new}})$ .
33     LOCATOR.UPDATED( $e, \mathbf{r}_e^{\text{new}}$ ).
34    $D^{(\text{proj})}.\text{INITPROJECTIONS}()$ .

```

---

*Proof for Theorem 5.* We show that Algorithms 6 to 8 together prove Theorem 5. We first show the correctness of LOCATOR.LOCATE, then analyze the runtimes. Throughout the proofs, we will



---

**Algorithm 8:** Pseudocode LOCATOR.LOCATE, detection of large edges.

---

```

1 global variables
2    $D^{(\text{sc})}$ : Instance of DYNAMICSC data structure of Theorem 4.
3    $D^{(\text{proj})}$ : Instance of PROJECTOR data structure of Lemma 5.14.
4    $\epsilon$ : accuracy.
5    $\mathbf{r}$ : the resistance vector.
6    $C, T$ : the current terminal sets of  $D^{(\text{proj})}$  and  $D^{(\text{sc})}$ .
7    $\mathbf{Q}$ : heavy-hitter matrix produced by Lemma 5.1.
8    $\text{count}, \overline{\text{count}}$ : number of terminals added since last initialization, and threshold.  $\Delta \mathbf{d}[i]$ 
   for  $i \in [N]$ : change to  $\mathbf{d}[i]$  from resistance changes.
9 procedure LOCATOR.LOCATE()
10  Let  $\mathbf{v}$  be an array of length  $N$ .
11   $\widetilde{\mathbf{SC}} \leftarrow D^{(\text{sc})}.\text{SC}()$ , with error  $\epsilon/100$ 
12  for each  $i \in [N]$  do
13     $\mathbf{v}_i \leftarrow \left\langle D^{(\text{proj})}.\text{QUERY}(i) + \Delta \mathbf{d}[i], \widetilde{\mathbf{SC}}^\dagger \boldsymbol{\chi}_{st} \right\rangle$ .
14  Call RECOVER( $\mathbf{v}$ ) in Lemma 5.1 and return the edges returned by Lemma 5.1.

```

---

assume oblivious adversarial inputs to all of Lemmas 5.1 and 5.14 and Theorem 4 as Theorem 5 (LOCATOR) assumes an oblivious adversary.

**Correctness.** Let  $\mathbf{r}$  be the original resistances, and let  $\widehat{\mathbf{r}}$  be the resistances right before LOCATOR.LOCATE is called. Let  $S, \widehat{S}$  respectively be the set of edges  $e$  with  $\mathbf{r}_e \in [\epsilon^2/20, 20\epsilon^{-2}]$ , respectively  $\widehat{\mathbf{r}}_e$ . Let  $G, \widehat{G}$  be the graphs with resistances  $\mathbf{r}, \widehat{\mathbf{r}}$  respectively. Let  $\widehat{C}$  be the final terminal set. Let  $\mathbf{d}[i], \widehat{\mathbf{d}}[i]$  be the columns of

$$\mathbf{QI}_S \mathbf{R}^{-1/2} \mathbf{B}, \quad \text{respectively} \quad \mathbf{QI}_{\widehat{S}} \widehat{\mathbf{R}}^{-1/2} \mathbf{B}$$

as in Definition 5.3. Note that by construction in LOCATOR.UPDATED starting in line 10 and the fact that  $\Delta \mathbf{d}[i]$  is supported on the terminals  $\widehat{C}$ , we know that

$$\boldsymbol{\pi}^{\widehat{C}}(\widehat{\mathbf{d}}[i]) = \boldsymbol{\pi}^{\widehat{C}}(\mathbf{d}[i]) + \Delta \mathbf{d}[i]. \quad (5)$$

Let  $\widetilde{\mathbf{SC}} \approx_{\epsilon/100} \mathbf{SC}(\widehat{G}, \widehat{C})$  as sampled in line 11 of Algorithm 8, where the approximation follows by the guarantees of Theorem 4.

We first show that our algorithm successfully detects edges with large flow, assuming that the potentials are computing using  $\widetilde{\mathbf{SC}}$  as a solver, instead of the true Laplacian. Then, we transfer this to the true flows using Lemma 4.11. Let  $\boldsymbol{\phi} = \widetilde{\mathbf{SC}}^\dagger \boldsymbol{\chi}_{st}$ , and let  $\mathbf{v} \in \mathbb{R}^n$  be the vector as defined in line 13 of Algorithm 8, i.e.

$$\mathbf{v}_i = \left\langle \widetilde{\boldsymbol{\pi}}^{\widehat{C}}(\mathbf{d}[i]) + \Delta \mathbf{d}[i], \boldsymbol{\phi} \right\rangle.$$

Note that except for knowing  $C$  of  $D^{(\text{proj})}$ , the randomness of  $D^{(\text{sc})}$  is independent of that of  $D^{(\text{proj})}$ . Thus, the vector  $\boldsymbol{\phi}$  can be treated as an input to  $D^{(\text{proj})}$  only adapting for  $C$ . Additionally, note

that  $\phi \in [-2, 2]^C$  as  $\widetilde{\mathbf{SC}}$  is a spectral sparsifier of  $\mathbf{SC}(\widehat{G}, \widehat{C})$ , which induces a flow of energy at most 2 by assumption.

For simplicity, define  $\mathbf{L} \stackrel{\text{def}}{=} \mathbf{L}(\widehat{G}, \widehat{C})$ , and define the operator  $\widetilde{\mathbf{L}}$  as

$$\widetilde{\mathbf{L}}^\dagger = \begin{bmatrix} \mathbf{I} & -\mathbf{L}_{FF}^{-1} \mathbf{L}_{FC} \\ 0 & \mathbf{I} \end{bmatrix} \begin{bmatrix} \mathbf{L}_{FF}^{-1} & 0 \\ 0 & \widetilde{\mathbf{SC}} \end{bmatrix} \begin{bmatrix} \mathbf{I} & 0 \\ -\mathbf{L}_{CF} \mathbf{L}_{FF}^{-1} & \mathbf{I} \end{bmatrix},$$

so that  $\widetilde{\mathbf{L}} \approx_{\epsilon/100} \mathbf{L}$ . Therefore, Lemma 5.14 gives us that

$$\begin{aligned} \left| \mathbf{v}_i - \mathbf{1}_i^\top \mathbf{Q} \left( \mathbf{I}_{\widehat{S}} \widehat{\mathbf{R}}^{-1/2} \mathbf{B} \widetilde{\mathbf{L}}^\dagger \chi_{st} \right) \right| &= \left| \left\langle \widetilde{\pi}^{\widehat{C}}(\mathbf{d}[i]) + \Delta \mathbf{d}[i], \phi \right\rangle - \left\langle \pi^{\widehat{C}}(\widehat{\mathbf{d}}[i]), \widetilde{\mathbf{SC}}^\dagger \chi_{st} \right\rangle \right| \\ &= \left| \left\langle \widetilde{\pi}^{\widehat{C}}(\mathbf{d}[i]) + \Delta \mathbf{d}[i], \phi \right\rangle - \left\langle \pi^{\widehat{C}}(\mathbf{d}[i]) + \Delta \mathbf{d}[i], \phi \right\rangle \right| \\ &= \left| \left\langle \widetilde{\pi}^{\widehat{C}}(\mathbf{d}[i]) - \pi^{\widehat{C}}(\mathbf{d}[i]), \phi \right\rangle \right| \leq \widetilde{O}(\overline{\text{count}} \cdot \delta) \leq \epsilon/100. \end{aligned}$$

The first equality follows from the definition of  $\mathbf{v}_i$ , and expanding out the definition of the operator  $\widetilde{\mathbf{L}}^\dagger$ . The second equality comes from (5), and the final inequalities follow from the guarantees of  $D^{(\text{proj})}$ .QUERY on the vector  $\phi \in [-2, 2]^V$ , and that line 22 of Algorithm 7 ensures that  $\text{count} \leq \overline{\text{count}}$ . Additionally, we because  $\widetilde{\mathbf{L}} \approx_{\epsilon/100} \mathbf{L}$  we know that

$$\left\| \mathbf{I}_{\widehat{S}} \widehat{\mathbf{R}}^{-1/2} \mathbf{B} \widetilde{\mathbf{L}}^\dagger \chi_{st} \right\|_2 \leq 1.1 \left\| \widehat{\mathbf{R}}^{-1/2} \mathbf{B} \widetilde{\mathbf{L}}^\dagger \chi_{st} \right\|_2 = 1.1 \mathcal{E}^{1/2} = 1.1.$$

Therefore, RECOVER( $\mathbf{v}$ ) w.h.p. returns a set of size  $O(\epsilon^{-2})$  containing all edges  $e$  with

$$\left( \mathbf{I}_{\widehat{S}} \widehat{\mathbf{R}}^{-1/2} \mathbf{B} \widetilde{\mathbf{L}}^\dagger \chi_{st} \right)_e \geq \epsilon/10.$$

It remains to convert this guarantee to the true electric flow  $\widehat{\mathbf{R}}^{-1/2} \mathbf{B} \mathbf{L}^\dagger \chi_{st}$ . For edges  $e \in \widehat{S}$ , Lemma 5.2 for  $\mathcal{E} = 1$  gives us that the energy is at most

$$\min(\widehat{r}_e, \widehat{r}_e^{-1}) \leq \epsilon^2/20,$$

so we do not need to return  $e$ .

For edges  $e \notin \widehat{S}$ , we have

$$\left| \left( \widehat{\mathbf{R}}^{-1/2} \mathbf{B} \widetilde{\mathbf{L}}^\dagger \chi_{st} \right)_e - \left( \widehat{\mathbf{R}}^{-1/2} \mathbf{B} \mathbf{L}^\dagger \chi_{st} \right)_e \right| = \widehat{r}_e^{-1/2} \left| \chi_e^\top \left( \widetilde{\mathbf{L}}^\dagger - \mathbf{L}^\dagger \right) \chi_{st} \right| \leq \epsilon/100,$$

where the inequality follows from Lemma 4.11. Therefore, all edges of energy at most

$$\left( \frac{\epsilon}{\sqrt{20}} + \frac{\epsilon}{100} \right)^2 < \epsilon^2/10$$

are returned with high probability, as desired.

**Runtime.** We go item by item, including LOCATOR.UPDATED which we will require to bound the runtimes of LOCATOR.UPDATE and LOCATOR.BATCHUPDATE.

- UPDATED. This requires  $\widetilde{O}(1)$  time. This is because, by the construction of  $\mathbf{Q}$  in Lemma 5.1, each edge  $e$  only has  $\widetilde{O}(1)$  nonzeros in its corresponding column. Each update in lines 13 and 16 of Algorithm 7 affects at most two coordinates of  $\Delta \mathbf{d}[i]$ , so the total time is  $\widetilde{O}(1)$ .

- **INITIALIZE.** The cost of initializing  $D^{(\text{proj})}$  and  $D^{(\text{sc})}$  is  $\tilde{O}(m\beta^{-4}\delta^{-2}\epsilon^{-2})$  and  $\tilde{O}(m\beta^{-4}\epsilon^{-4})$  respectively by Lemma 5.14 and Theorem 4. As  $\delta < \epsilon$ , the first term dominates. In addition to this, line 12 of Algorithm 6 requires  $\tilde{O}(m)$  time by the same analysis as for UPDATED. The cost of adding terminals in 17 and 19 of Algorithm 6 are dominated by the initialization time. Initializing the projections ( $D^{(\text{proj})}.\text{INITPROJECTIONS}()$ ) requires  $\tilde{O}(Nm) = \tilde{O}(m\epsilon^{-2})$  time by Lemma 5.14. The  $\tilde{O}(m\beta^{-4}\delta^{-2}\epsilon^{-2})$  dominates.
- **UPDATE.** The first cost is calling  $D^{(\text{proj})}.\text{ADDTERMINAL}$  on at most two vertices in line 20 of Algorithm 7. By Lemma 5.14 this costs  $\tilde{O}(\delta^{-2}\beta^{-6}\epsilon^{-2})$  time. Also,  $D^{(\text{proj})}.\text{INITPROJECTIONS}$  is called in line 23 of Algorithm 7 when  $\text{count}$  is a multiple of  $\overline{\text{count}}$ . As a result, the amortized complexity of this step is  $\tilde{O}(\overline{\text{count}}^{-1}m\epsilon^{-2}) = \tilde{O}(\delta m\epsilon^{-3})$  by the choice of  $\overline{\text{count}}$ . Finally, the calls to  $D^{(\text{sc})}.\text{PERMANENTADDTERMINALS}$  and  $D^{(\text{sc})}.\text{UPDATE}$  cost  $\tilde{O}(\beta^{-2}\epsilon^{-2})$  by Theorem 4, as  $c = 0$  because there are no temporary updates. Finally,  $\text{LOCATOR}.\text{UPDATED}$  costs  $\tilde{O}(1)$  time by the above. The total amortized time is thus  $\tilde{O}(\delta m\epsilon^{-3} + \delta^{-2}\beta^{-6}\epsilon^{-2})$ .
- **BATCHUPDATE.** The costs to  $D^{(\text{sc})}.\text{PERMANENTADDTERMINALS}$ ,  $D^{(\text{sc})}.\text{UPDATE}$ , and  $\text{LOCATOR}.\text{UPDATED}$  can be bounded as the above, and takes  $O(|S|\beta^{-2}\epsilon^{-2})$  time. The last line  $D^{(\text{proj})}.\text{INITPROJECTIONS}$  takes time  $\tilde{O}(m\epsilon^{-2})$  by Lemma 5.14. The total time is thus  $\tilde{O}(m\epsilon^{-2} + |S|\beta^{-2}\epsilon^{-2})$ .
- **LOCATE.** Sampling  $\widetilde{\mathbf{SC}}$  takes time  $\tilde{O}(\beta m\epsilon^{-2})$  by Theorem 4. Computing  $\widetilde{\mathbf{SC}}^\dagger \chi_{st}$  also needs time  $\tilde{O}(\beta m\epsilon^{-2})$  time by Theorem 2, and we can store it as a length  $O(\beta m)$  vector. Each vector  $D^{(\text{proj})}.\text{QUERY}(i)$  is length  $O(\beta m)$  and takes time  $O(\beta m)$  to compute by Lemma 5.14. Because we have precomputed  $\phi = \widetilde{\mathbf{SC}}^\dagger \chi_{st}$ , computing each

$$v_i = \left\langle \tilde{\pi}^{\hat{C}}(d[i]) + \Delta d[i], \widetilde{\mathbf{SC}}^\dagger \chi_{st} \right\rangle$$

requires time  $O(\beta m)$ , so the total time is  $O(N\beta m) = \tilde{O}(\beta m\epsilon^{-2})$ . Now, running  $\text{RECOVER}(v)$  requires time  $\tilde{O}(N) = \tilde{O}(\epsilon^{-2})$ . So the total time is  $\tilde{O}(\beta m\epsilon^{-2})$  as desired. □

## 6 Correctness of Recentering Batch

In this section we explain a single step of our interior point method that uses the data structures in Sections 4 and 5 to argue that we can make  $k/\sqrt{m}$  flow progress (as opposed to  $1/\sqrt{m}$ ) in amortized  $\tilde{O}(m)$  time. Before introducing our algorithm and analysis we set up the method loop and show several stability properties that are essential to our analysis.

### 6.1 IPM Setup and Stability

For a (slightly modified) undirected capacitated graph  $G$  with capacities  $\mathbf{u} \in \mathbb{R}^E$  we design algorithms that maintain a parameter  $\mu$  with  $0 \leq \mu \leq F^*$  and a flow  $\mathbf{f}(\mu) \in \mathbb{R}^E$  that approximately minimizes the logarithmic barrier function  $V$  as given in (1). Here the parameter  $\mu$  indicates progress along the central path. It starts at  $\mu = F^*$ , which corresponds to the empty flow. This

flow is trivially central due to the symmetry of capacities. We will gradually multiplicatively decrease  $\mu$  until it is less than 1, at which point we can round to an integral flow that routes a strictly larger amount [KP15], namely  $F^*$ .

Our algorithm uses the most standard central path. On the other hand, several other works [Mad13, LS19, Mad16, LS20b, KLS20, BLSS20, BLL<sup>+</sup>21, BLN<sup>+</sup>20] work with *weighted barriers* or *robust* central paths to achieve their runtimes. Weighted barriers refer to not weighting each edge equally in the logarithmic barrier, and in robust central path analysis the centrality error is calculated in the  $\ell_\infty$  norm instead of the standard  $\ell_2$ . While we also don't need to maintain the exact flow, our main centrality error is still calculated in the  $\ell_2$  norm. One benefit of this is that we can guarantee that we can efficiently recenter back to the true central path flow any time, which limits the amount of adaptivity that our data structures need to handle.

Our algorithms will repeatedly update a flow  $\mathbf{f}$  by adding an electric flow, which we will denote using  $\Delta\mathbf{f}$  (or  $\Delta\cdot$  more generally). The resulting 'new' vector will be denoted using  $\widehat{\mathbf{f}}$ .  $\widetilde{\mathbf{f}}$  will denote flows that are approximately close to what the exact algorithm would maintain.

### 6.1.1 Central Path

The central path is defined as the sequence of flows (for different parameters of  $\mu$ ) that satisfy the optimality condition in (1). By the KKT conditions,  $\mathbf{f}(\mu)$  is optimal if and only if there is a vector  $\phi(\mu) \in \mathbb{R}^V$  such that

$$\phi(\mu)_u - \phi(\mu)_v = (\mathbf{B}\phi(\mu))_e = \frac{1}{\mathbf{u}_e - \mathbf{f}(\mu)_e} - \frac{1}{\mathbf{u}_e + \mathbf{f}(\mu)_e} \text{ for all } e = (u, v) \in E. \quad (6)$$

For notational shorthand, we will use  $\mathbf{u}^+(\mathbf{f})_e = \mathbf{u}_e - \mathbf{f}_e$  and  $\mathbf{u}^-(\mathbf{f})_e = \mathbf{f}_e + \mathbf{u}_e$  to denote the upper and lower remaining capacities of  $\mathbf{f}$  on edge  $e$ , and  $\mathbf{u}(\mathbf{f})_e = \min\{\mathbf{u}^+(\mathbf{f})_e, \mathbf{u}^-(\mathbf{f})_e\}$  to denote the minimum residual capacity in either direction.

Given a flow  $\mathbf{f}$  we define the induced *resistances* as

$$\mathbf{r}(\mathbf{f})_e = \frac{1}{\mathbf{u}^+(\mathbf{f})_e^2} + \frac{1}{\mathbf{u}^-(\mathbf{f})_e^2} \text{ for all } e \in E$$

and  $\mathbf{R}(\mathbf{f}) = \text{diag}(\mathbf{r}(\mathbf{f}))$ .  $\mathbf{R}$  is the Hessian of  $V$  as  $\mathbf{f}$ , i.e.  $\mathbf{R} = \nabla^2 V(\mathbf{f})$ . Note that  $\mathbf{u}(\mathbf{f})_e^{-2} \leq \mathbf{r}(\mathbf{f})_e \leq 2\mathbf{u}(\mathbf{f})_e^{-2}$ . Our progress steps using electrical flows, which we described above in Section 3, will be computed using approximations to these resistances. We note that if flows  $\mathbf{f}$  and  $\widetilde{\mathbf{f}}$  have similar residual capacities on an edge  $e$ , then their resistances on that edge are also similar. In particular, if  $\mathbf{r}(\mathbf{f})_e^{1/2} |\mathbf{f}_e - \widetilde{\mathbf{f}}_e| \leq \epsilon$  for some  $\epsilon < 1/2$ , then  $\mathbf{r}(\mathbf{f})_e \approx_{O(\epsilon)} \mathbf{r}(\widetilde{\mathbf{f}})_e$ .

An important piece of the analysis is tracking how close a flow  $\mathbf{f}$  is to satisfying (6). We define the *centrality* of a flow  $\mathbf{f}$  and (implicit) dual variable  $\phi$  as

$$\left\| \mathbf{B}\phi - \left( \frac{\mathbf{1}}{\mathbf{u}^+(\mathbf{f})} - \frac{\mathbf{1}}{\mathbf{u}^-(\mathbf{f})} \right) \right\|_{\mathbf{R}(\mathbf{f})^{-1}},$$

i.e. the error of (6) measure in the  $\mathbf{R}(\mathbf{f})^{-1}$  norm.

Finally, the flows  $\mathbf{f}$  we maintain do not necessarily perfectly satisfy the demands  $(F^* - \mu)\chi_{st}$ . To capture this, define the Laplacian  $\mathbf{L}(\mathbf{f}) \stackrel{\text{def}}{=} \mathbf{B}^\top \mathbf{R}(\mathbf{f})^{-1} \mathbf{B}$  and define the *demand error* for a centrality parameter  $\mu$  as

$$\left\| \mathbf{B}^\top \mathbf{f} - (F^* - \mu)\chi_{st} \right\|_{\mathbf{L}(\mathbf{f})^\dagger},$$

i.e. the error of  $\mathbf{f}$  off satisfying the demands  $(F^* - \mu)\chi_{st}$  measured in the norm of inverse of the Laplacian. Putting these conditions together allows us to define a *centered point*.

**Definition 6.1** (Centered point). We say that a flow  $\mathbf{f}$  is  $\gamma$ -centered for a parameter  $\mu$  if there is a dual variable  $\phi$  such that

$$\left\| \mathbf{B}\phi - \left( \frac{\mathbf{1}}{\mathbf{u}^+(\mathbf{f})} - \frac{\mathbf{1}}{\mathbf{u}^-(\mathbf{f})} \right) \right\|_{\mathbf{R}(\mathbf{f})^{-1}} \leq \gamma$$

and

$$\left\| \mathbf{B}^\top \mathbf{f} - (F^* - \mu) \chi_{st} \right\|_{\mathbf{L}(\mathbf{f})^\dagger} \leq \gamma.$$

It is a standard fact that if a point is  $\gamma$ -centered then we can compute the true central path flow  $\mathbf{f}(\mu)$  using  $\tilde{O}(1)$  recentering steps. More generally, it is known that given a flow  $\tilde{\mathbf{f}}$  whose residual capacities are within an  $\ell_\infty$  ball of the residual capacities of the true central path flow  $\mathbf{f}(\mu)$ , we can compute  $\mathbf{f}(\mu)$  with  $\tilde{O}(1)$  Laplacian system solves. We show the following in Appendix A.

**Lemma 6.2** ( $\ell_\infty$  approximation implies recentering). *There is an algorithm  $\text{RECENTER}(\tilde{\mathbf{f}}, \mu)$  which given a path parameter  $\mu$  and flow  $\tilde{\mathbf{f}}$  satisfying*

$$\left\| \mathbf{R}(\tilde{\mathbf{f}})^{1/2} (\tilde{\mathbf{f}} - \mathbf{f}(\mu)) \right\|_\infty \leq 1/10$$

*returns  $\mathbf{f}(\mu)$  exactly in  $\tilde{O}(m)$  time.*

In reality, our algorithm can only maintain all quantities (such as flows and resistances) up to an addition  $1/\text{poly}(m)$  approximation, i.e.  $\tilde{O}(1)$  bits. However, this does not affect the success of the algorithm and is discussed in more detail in previous works [Mad13, Mad16, LS20b, KLS20]. This introduces a subtle issue that an adaptive adversary may be able to learn information from the rounding to additive approximation  $1/\text{poly}(m)$ , however this can be resolved by picking a random rounding threshold [Sto05]. Thus we assume throughout the paper that all Laplacian system solves and parameters maintained are exact.

We also verify in Appendix A that the standard notion of approximate centrality satisfies the input condition of this recentering.

**Lemma 6.3** (Recentering approximate demands and centrality). *If flow  $\mathbf{f}$  with path parameter  $\mu$  is  $1/1000$ -centered as in Definition 6.1, then we have that*

$$\left\| \mathbf{R}(\mathbf{f})^{1/2} (\mathbf{f} - \mathbf{f}(\mu)) \right\|_\infty \leq 1/10.$$

### 6.1.2 Preconditioning Arcs

As a technical point, we must work with  $s$ - $t$  electrical flows in graphs with preconditioning edges added, in the same manner as [Mad16, LS20b, KLS20]. We say an undirected graph is *preconditioned* if at least half of its edges are between  $s$ - $t$  with capacity  $2U$  (which we refer to as *preconditioning edges*), and the remaining edges are capacity at most  $U$ .

To precondition an undirected graph with  $m$  edges, we simply add  $m$  more edges of capacity  $2U$  between  $s$  and  $t$ , which increases the amount of  $s$ - $t$  flow by exactly  $2mU$ .

Preconditioning ensures that for any centered  $\mathbf{f}$ , the preconditioning edges route a significant fraction of the remaining residual flow. The following lemma was shown in [LS20b] Section B.5.

**Lemma 6.4.** *For any preconditioned graph  $G$  and parameter  $\mu$ , the central flow  $\mathbf{f}(\mu)$  satisfies*

$$\mathbf{u}(\mathbf{f}(\mu))_e \geq \frac{\mu}{14m}$$

*for all preconditioning edges  $e$ . In particular, for any preconditioning edge we have  $\mathbf{r}(\mathbf{f})_e \leq \frac{400m^2}{\mu^2}$ , and in the graph with resistances  $\mathbf{r}(\mathbf{f})$ , the energy of a unit  $s$ - $t$  electric flow is at most  $\frac{400m}{\mu^2}$ .*

In one step of a standard IPM,  $\Theta(\mu/\sqrt{m})$  units of flow are routed to decrease the residual flow by a  $(1 - \frac{1}{\sqrt{m}})$  factor, and Lemma 6.4 ensures that the energy of this flow is  $O(1)$ .

### 6.1.3 Central Path Stability

Our data structures based approach is built upon an observation that dates back to the original interior point method by Karmarkar [Kar84], and used in all subsequent faster runtime bounds [Vai90, LS15, CLS19, vdB21, BLN<sup>+</sup>20, BLL<sup>+</sup>21]: that the residual capacities of the central path, or the resistances, are slowly changing. We show the necessary stability bounds that we need in this section. Proofs are deferred to Appendix A.

Our first bound is a general bound bounding the total change in flow versus residual capacity over  $k/\sqrt{m}$  progress over the central path.

**Lemma 6.5.** *Consider a preconditioned graph  $G$  and flow values  $t$  and  $\hat{t}$  such that*

$$\hat{\mu} = \mu - \frac{k\mu}{\sqrt{m}}$$

*for some  $1 \leq k \leq \sqrt{m}/10$ . Then for  $\Delta\mathbf{f} = \mathbf{f}(\hat{\mu}) - \mathbf{f}(\mu)$  we have*

$$\left[ (\Delta\mathbf{f})^2 \right]^\top \left[ \frac{\mathbf{1}}{\mathbf{u}^+(\mathbf{f}(\mu)) \circ \mathbf{u}^+(\mathbf{f}(\hat{\mu}))} + \frac{\mathbf{1}}{\mathbf{u}^-(\mathbf{f}(\mu)) \circ \mathbf{u}^-(\mathbf{f}(\hat{\mu}))} \right] \leq 500k^2.$$

This bound in turn gives, via Markov's inequality, an upper bound on the the number of edges whose resistance change by more than a certain threshold over several steps of IPM. Here, we count an edge multiple times if its residual capacity swings up and down multiple times over the course of the central path.

**Lemma 6.6** ( $\ell_2$  change in residual capacities). *Let  $G$  be a preconditioned graph, let  $\mu$  be a path parameter, and define  $\hat{\mu} = \left(1 - \frac{T}{\sqrt{m}}\right)\mu$  for  $T \leq \sqrt{m}/10$ . For each edge  $e$  and  $\gamma < 1$ , define  $\text{change}(e, \gamma)$  to be the largest integer  $\tau \geq 0$  such that there are real numbers  $\mu \geq \mu^{(1)} > \mu^{(2)} > \dots > \mu^{(\tau+1)} \geq \hat{\mu}$  such that for all  $i \leq \tau$ ,*

$$\mathbf{r}(\mathbf{f}(\mu^{(i)}))_e^{1/2} \left| \mathbf{f}(\mu^{(i)})_e - \mathbf{f}(\mu^{(i+1)})_e \right| \geq \gamma.$$

*Then  $\sum_{e \in E(G)} \text{change}(e, \gamma) \leq O(T^2\gamma^{-2})$ .*

A key lemma used later to prove the correctness of our IPM is that the residual capacities are polynomially stable along the central path – we get a multiplicative change of  $O(k^2)$  over  $k/\sqrt{m}$  progress.

**Lemma 6.7** (Central path stability). *Consider a preconditioned graph  $G$  and residual amounts  $\mu$  and  $\hat{\mu}$  such that*

$$\hat{\mu} = \mu - \frac{k\mu}{\sqrt{m}}$$

for some  $1 \leq k \leq \sqrt{m}/10$ . Then the resistances of  $\mathbf{f}(\mu)$  and  $\mathbf{f}(\hat{\mu})$  are approximated entry-wise on each edge as:

$$\frac{1}{10^6 k^4} \mathbf{r}(\mathbf{f}(\hat{\mu})) \leq \mathbf{r}(\mathbf{f}(\mu)) \leq 10^6 k^4 \cdot \mathbf{r}(\mathbf{f}(\hat{\mu})).$$

Note that this immediately implies approximations in the Hessian or Laplacian matrices associated with  $\mu$  and  $\hat{\mu}$ :

$$\mathbf{L}(\mathbf{f}(\mu)) \approx_{O(k^4)} \mathbf{L}(\mathbf{f}(\hat{\mu})).$$

We will show this by proving that the residual capacities on both sides are within a factor of  $O(k^2)$ .

*Proof of Lemma 6.7.* Let  $\Delta \mathbf{f} = \mathbf{f}(\hat{\mu}) - \mathbf{f}(\mu)$ . We will bound the relative change in residual capacity on an edge by

$$\frac{(\Delta \mathbf{f})_e^2}{\mathbf{u}^+(\mathbf{f}(\mu))_e \cdot \mathbf{u}^+(\mathbf{f}(\hat{\mu}))_e} = \frac{(\Delta \mathbf{f})_e^2}{(\mathbf{u}_e - \mathbf{f}(\mu))_e \cdot (\mathbf{u}_e - \mathbf{f}(\hat{\mu}))_e}.$$

To see this, WLOG by symmetry, assume  $\mathbf{f}(\mu)_e > 0$ , and  $\mathbf{f}(\hat{\mu})_e > \mathbf{f}(\mu)_e$ , as the other case is similar. This implies  $\mathbf{u}_e - \mathbf{f}(\hat{\mu})_e < \mathbf{u}_e - \mathbf{f}(\mu)_e$ . Then for some  $\theta > 1$ , to get

$$\frac{\mathbf{u}_e - \mathbf{f}(\mu)_e}{\mathbf{u}_e - \mathbf{f}(\hat{\mu})_e} > \theta$$

is equivalent to

$$\mathbf{u}_e - \mathbf{f}(\hat{\mu})_e < \frac{1}{\theta} (\mathbf{u}_e - \mathbf{f}(\mu)_e)$$

or

$$(\mathbf{u}_e - \mathbf{f}(\mu)_e) - \Delta \mathbf{f}_e < \frac{1}{\theta} (\mathbf{u}_e - \mathbf{f}(\mu)_e)$$

which upon rearranging gives (assuming  $\theta \geq 500$ )

$$\Delta \mathbf{f}_e \geq (1 - \theta^{-1}) (\mathbf{u}_e - \mathbf{f}(\mu)_e) \geq 0.9 (\mathbf{u}_e - \mathbf{f}(\mu)_e) \geq 0.9\theta (\mathbf{u}_e - \mathbf{f}(\hat{\mu})_e).$$

where the last condition follows from plugging the assumption of the ratio between the two residues back in again.

Since the ratios are all positive, the previous claim gives us the bound

$$\begin{aligned} \frac{\mathbf{u}_e - \mathbf{f}(\mu)_e}{\mathbf{u}_e - \mathbf{f}(\hat{\mu})_e} &\leq 2 \frac{(\Delta \mathbf{f})_e^2}{(\mathbf{u}_e - \mathbf{f}(\mu))_e (\mathbf{u}_e - \mathbf{f}(\hat{\mu}))_e} + 2 \frac{(\Delta \mathbf{f})_e^2}{(\mathbf{u}_e + \mathbf{f}(\mu))_e (\mathbf{u}_e + \mathbf{f}(\hat{\mu}))_e} \\ &\leq 2 \left[ (\Delta \mathbf{f})^2 \right]^\top \left[ \frac{1}{(\mathbf{u} - \mathbf{f}(\mu)) \circ (\mathbf{u} - \mathbf{f}(\hat{\mu}))} + \frac{1}{(\mathbf{u} + \mathbf{f}(\mu)) \circ (\mathbf{u} + \mathbf{f}(\hat{\mu}))} \right]. \end{aligned}$$

The conclusion follows from Lemma 6.5.  $\square$

---

**Algorithm 9:** Pseudocode for Taking a Batch of Steps Using Data Structures.

---

```

1 global variables
2    $k = m^{1/328}, \epsilon_{\text{step}} = ck^{-3}, \epsilon_{\text{solve}} = ck^{-3}, \epsilon = ck^{-3}\epsilon_{\text{solve}}$  for sufficiently small constant  $c$ .
3    $\bar{\mathbf{f}}^{(\text{init})}$ : initial central path flow.
4    $\tilde{\mathbf{f}}^{(\text{init})}$ : approximate flow corresponding to resistances inside data structures.
5    $D_i^{(\text{chk})}$  for  $i \in [k\epsilon_{\text{step}}^{-1}]$ :  $\Theta(k^4)$  distinct CHECKER data structures (Theorem 3), one per
   small step.
6    $D^{(\text{loc})}$ : LOCATOR data structure (Theorem 5).

7 procedure RECENTERINGBATCH( $\mu, \bar{\mathbf{f}}^{(\text{init})}, \tilde{\mathbf{f}}^{(\text{init})}, k$ )
8    $\hat{\mathbf{f}}^{(0)} \leftarrow \bar{\mathbf{f}}^{(\text{init})}, \hat{E} \leftarrow \emptyset$ .
9    $\theta \leftarrow \frac{\epsilon_{\text{step}}\mu}{\sqrt{m}}$ .
10  for  $1 \leq i \leq \tau \stackrel{\text{def}}{=} k\epsilon_{\text{step}}^{-1} = \Theta(k^4)$  do
11     $\mu \leftarrow \mu - \theta$ .
12     $S^{(i)} \leftarrow D^{(\text{loc})}.\text{LOCATE}(G)$ .
13    for  $e \in S^{(i)}$  do
14       $\mathbf{g}_e^{(i)} \leftarrow D^{(\text{chk})}.\text{CHECK}(e)$ . //  $\mathbf{g}_e^{(i)} = 0$  if  $e$  is not accepted by  $D_i^{(\text{chk})}$ .
15      if  $\mathbf{g}_e^{(i)} \neq 0$  then
16         $\hat{\mathbf{f}}_e^{(i+1)} \leftarrow \hat{\mathbf{f}}_e^{(i)} + \theta \mathbf{g}_e^{(i)}, \hat{E} \leftarrow \hat{E} \cup \{e\}$ .
17        for  $j = i + 1, \dots, \tau$  do
18           $D_j^{(\text{chk})}.\text{TEMPORARYUPDATE}(e, \mathbf{r}(\hat{\mathbf{f}}^{(i+1)})_e)$ ,
19           $D^{(\text{loc})}.\text{UPDATE}(e, \mathbf{r}(\hat{\mathbf{f}}^{(i+1)})_e)$ .
20    Implicitly set  $\hat{\mathbf{f}}_e^{(i+1)} \leftarrow \hat{\mathbf{f}}_e^{(i)}$  for all  $e \notin S^{(i)}$ .
21   $\bar{\mathbf{f}}^{(\text{fin})} \leftarrow \text{RECENTER}(\hat{\mathbf{f}}^{(\tau)}, \mu)$ . // Lemma 6.2
22  for  $j = 1, \dots, \tau$  do
23    Repeat  $D_j^{(\text{chk})}.\text{ROLLBACK}()$  to undo all changes to  $D_j^{(\text{chk})}$  in RECENTERINGBATCH.
24   $D^{(\text{loc})}.\text{UPDATE}(\hat{E}, \mathbf{r}(\tilde{\mathbf{f}}^{(\text{init})})_{\hat{E}})$ .
25  return  $\bar{\mathbf{f}}^{(\text{fin})}$ .

```

---

## 6.2 Algorithm and Main Theorem Statement

We present our algorithm RECENTERINGBATCH in Algorithm 9 for making  $k/\sqrt{m}$  progress along the central path using data structures and prove the main theorem that we need.

The algorithm works as follows. We first split the larger step of size  $k/\sqrt{m}$  into  $k\epsilon_{\text{step}}^{-1}$  smaller steps. We use the data structures LOCATOR which we call  $D^{(\text{loc})}$  and a separate CHECKER for each of the  $k\epsilon_{\text{step}}^{-1}$  smaller steps, which we call  $D_i^{(\text{chk})}$ . For the  $i$ -th smaller step (for  $i \leq k\epsilon_{\text{step}}^{-1}$ ) we first call  $D^{(\text{loc})}$  (LOCATOR, Theorem 5) to return a set  $S^{(i)}$  of at most  $O(\epsilon^{-2})$  edges that contains all edges where we would possibly want to update the underlying flow and resistance. Now for each



edge  $e \in S^{(i)}$  we call the  $i$ -th CHECKER data structure  $D_i^{(\text{chk})}$  to estimate the flow on  $e$ . Depending on what is returned we make flow updates and pass resistance updates to  $D^{(\text{loc})}$  and the later CHECKERS  $D_j^{(\text{chk})}$  for  $j > i$ . We want to note that for the sake of randomness issues we discuss later in Section 7 the updates to  $D_i^{(\text{chk})}$  during this phase are *temporary* and we roll them back at the end. Because we show later that LOCATOR only needs to work against oblivious adversaries, the updates to  $D^{(\text{loc})}$  can be assumed to be essentially permanent.

**Theorem 6.** *Algorithm RECENTERINGBATCH (Algorithm 9) takes as input preconditioned graph  $G$ , desired progress parameter  $k$ , upper bound on edges updated  $Ck^{16}$ , along with access to*

1.  $k\epsilon_{\text{step}}^{-1} = O(k^4)$  distinct instantiations of CHECKER as in Theorem 3 with threshold  $\epsilon = ck^{-6}$ , which we call  $D_i^{(\text{chk})}$  for  $i \in [k\epsilon_{\text{step}}^{-1}]$ , and
2. LOCATOR as in Theorem 5 with  $\epsilon = ck^{-6}$ , which we call  $D^{(\text{loc})}$ .

These CHECKERS and LOCATOR can take any choice of  $\beta$  and  $\delta$  as input. Also, the algorithm has access to a central path point  $\bar{\mathbf{f}}^{(\text{init})} \stackrel{\text{def}}{=} \mathbf{f}(\mu)$  and flow  $\tilde{\mathbf{f}}^{(\text{init})}$  satisfying for solve accuracy  $\epsilon_{\text{solve}} = ck^{-3}$

$$\left\| \mathbf{R} \left( \tilde{\mathbf{f}}^{(\text{init})} \right)^{1/2} \left( \tilde{\mathbf{f}}^{(\text{init})} - \mathbf{f}(\mu) \right) \right\|_{\infty} \leq \epsilon_{\text{solve}}/2$$

such that the current resistances for all the  $D_i^{(\text{chk})}$  for  $i \in [k\epsilon_{\text{step}}^{-1}]$  and  $D^{(\text{loc})}$  are  $\mathbf{r} \left( \tilde{\mathbf{f}}^{(\text{init})} \right)$ . With high probability, it outputs the central path flow

$$\bar{\mathbf{f}}^{(\text{fin})} \stackrel{\text{def}}{=} \mathbf{f} \left( \mu - \frac{k}{\sqrt{m}} \mu \right),$$

changes all of  $D_i^{(\text{chk})}$  back to their state at the start of the call to RECENTERINGBATCH, and changes the resistances of  $D^{(\text{loc})}$  back to  $\mathbf{r}(\tilde{\mathbf{f}}^{(\text{init})})$ . The total cost is

1. Calling  $D^{(\text{loc})}.\text{LOCATE}$   $O(k\epsilon_{\text{step}}^{-1}) = O(k^4)$  times,
2. For all  $i \in [k\epsilon_{\text{step}}^{-1}]$ , calling each  $D_i^{(\text{chk})}.\text{CHECK}$  on  $O(\epsilon^{-2}) = O(k^{12})$  edges.
3. Calling  $D_i^{(\text{chk})}.\text{TEMPORARYUPDATE}$  for all  $i \in [k\epsilon_{\text{step}}^{-1}]$  on sets of edges of total size  $O(k\epsilon_{\text{step}}^{-1}\epsilon^{-2}) = O(k^{16})$ .
4. Calling  $D^{(\text{loc})}.\text{UPDATE}$  on sets of edges of total size  $O(k\epsilon_{\text{step}}^{-1}\epsilon^{-2}) = O(k^{16})$ ,
5. Calling  $D_i^{(\text{chk})}.\text{ROLLBACK}$  for all  $i \in [k\epsilon_{\text{step}}^{-1}]$  on a total of  $O(k\epsilon_{\text{step}}^{-1}\epsilon^{-2}) = O(k^{16})$  temporary edge updates,
6. an overhead of  $\tilde{O}(m)$  from calling RECENTER as in Lemma 6.2.

To prove this, we show a general claim that we can take several crude  $s$ - $t$  flow steps, and still exactly recenter in  $\tilde{O}(m)$  time. This strongly uses the lemma that within  $k$  central path steps, the residual capacities change by at most a multiplicative  $O(k^2)$  by Lemma 6.7. We then accumulate the costs of using the data structures. We defer discussion of randomness and adaptivity within these algorithms until Section 7.

**Lemma 6.8** (Inductive bound on centrality and demand errors). *Let*

$$\mathbf{f}^{(0)} \stackrel{\text{def}}{=} \mathbf{f}(\mu)$$

be a flow on the central path. For  $\tau \stackrel{\text{def}}{=} k\epsilon_{\text{step}}^{-1}$  and each  $0 \leq i < \tau$ , define  $\mathbf{f}^{(i+1)}$  to be the flow obtained from  $\mathbf{f}^{(i)}$  by taking a step given by  $\epsilon_{\text{solve}}$ -approximate resistances and solver, that is

$$\mathbf{f}^{(i+1)} = \mathbf{f}^{(i)} + \frac{\epsilon_{\text{step}}\mu}{\sqrt{m}} \left( \left( \tilde{\mathbf{R}}^{(i)} \right)^{-1} \mathbf{B} \tilde{\mathbf{L}}^{(i)\dagger} \boldsymbol{\chi}_{st} \right)$$

where

$$\tilde{\mathbf{r}}^{(i)} \approx_{\epsilon_{\text{solve}}} \mathbf{r}(\mathbf{f}^{(i)}) \quad \text{and} \quad \tilde{\mathbf{L}}^{(i)} \approx_{\epsilon_{\text{solve}}} \mathbf{L}(\mathbf{f}^{(i)}).$$

Then for all  $0 \leq i \leq \tau$  we have

1.  $\mathbf{f}^{(i)}$  is  $1/1000$ -centered for path parameter  $\mu^{(i)} \stackrel{\text{def}}{=} \mu - \frac{i\epsilon_{\text{step}}}{\sqrt{m}}\mu$ , i.e.

$$\left\| \mathbf{B}^\top \mathbf{f}^{(i)} - \left( F^* - \mu^{(i)} \right) \boldsymbol{\chi}_{st} \right\|_{\mathbf{L}(\mathbf{f}^{(i)})^\dagger} \leq 0.001 \quad (7)$$

and there exists some  $\phi^{(i)}$  such that

$$\left\| \mathbf{B}\phi^{(i)} - \left( \frac{\mathbf{1}}{\mathbf{u} - \mathbf{f}^{(i)}} - \frac{\mathbf{1}}{\mathbf{u} + \mathbf{f}^{(i)}} \right) \right\|_{(\mathbf{R}^{(i)})^{-1}} \leq 0.001. \quad (8)$$

2. We have that

$$\left\| \mathbf{R}(\mathbf{f}^{(i)})^{1/2} \left( \mathbf{f}^{(i)} - \mathbf{f}(\mu^{(i)}) \right) \right\|_\infty \leq 0.1$$

and

$$\mathbf{R}(\mathbf{f}^{(i)}) \approx_{0.2} \mathbf{R}(\mathbf{f}(\mu^{(i)})).$$

*Proof.* We proceed by induction. Note that the second item follows from the first and Lemma 6.3, so we focus on proving the first item. Start by defining the demand error due to solver and resistance approximations in step  $j$ :

$$\text{err}^{(j)} = \frac{\epsilon_{\text{step}}\mu}{\sqrt{m}} \left( \mathbf{I} - \mathbf{B}^\top \left( \tilde{\mathbf{R}}^{(j)} \right)^{-1} \mathbf{B} \tilde{\mathbf{L}}^{(j)\dagger} \right) \boldsymbol{\chi}_{st}.$$

Note that the error in demand is the sum of these per vector errors:

$$\mathbf{B}^\top \mathbf{f}^{(i)} - \mu^{(i)} \boldsymbol{\chi}_{st} = \sum_{0 \leq j < i} \text{err}^{(j)}.$$

By the error guarantees that  $\tilde{\mathbf{L}}^{(j)} \approx_{\epsilon_{\text{solve}}} \mathbf{L}(\mathbf{f}^{(j)})$  and  $\tilde{\mathbf{R}}^{(j)} \approx_{\epsilon_{\text{solve}}} \mathbf{R}(\mathbf{f}^{(j)})$ , we have

$$\begin{aligned} & \left\| \mathbf{I} - \tilde{\mathbf{L}}^{(j)\dagger/2} \mathbf{B}^\top \left( \tilde{\mathbf{R}}^{(j)} \right)^{-1} \mathbf{B} \tilde{\mathbf{L}}^{(j)\dagger/2} \right\|_2 \\ & \leq \left\| \mathbf{I} - \tilde{\mathbf{L}}^{(j)\dagger/2} \mathbf{L}(\mathbf{f}^{(j)}) \tilde{\mathbf{L}}^{(j)\dagger/2} \right\|_2 + \left\| \mathbf{I} - \tilde{\mathbf{L}}^{(j)\dagger/2} \mathbf{B}^\top \left( \left( \tilde{\mathbf{R}}^{(j)} \right)^{-1} - \left( \mathbf{R}(\mathbf{f}^{(j)}) \right)^{-1} \right) \mathbf{B} \tilde{\mathbf{L}}^{(j)\dagger/2} \right\|_2 \\ & \leq O(\epsilon_{\text{solve}}). \end{aligned}$$

Therefore, we have that

$$\left\| \text{err}^{(j)} \right\|_{\mathbf{L}^{(j)\dagger}} \leq O\left(\frac{\epsilon_{\text{solve}} \epsilon_{\text{step}} \mu}{\sqrt{m}}\right) \|\chi_{st}\|_{\mathbf{L}^{(j)\dagger}} \leq O(\epsilon_{\text{solve}} \epsilon_{\text{step}})$$

by the energy bound of Lemma 6.4. Using induction on item 2 and Lemma 6.7 we have that

$$\begin{aligned} \left\| \sum_{0 \leq j < i} \text{err}^{(j)} \right\|_{\mathbf{L}^{(i)\dagger}} &\leq \sum_{0 \leq j < i} \left\| \text{err}^{(j)} \right\|_{\mathbf{L}^{(i)\dagger}} \leq O(k^2) \cdot \sum_{0 \leq j < i} \left\| \text{err}^{(j)} \right\|_{\mathbf{L}^{(j)\dagger}} \\ &\leq O(k^2 \cdot k \epsilon_{\text{step}}^{-1} \epsilon_{\text{solve}} \epsilon_{\text{step}}) \leq O(k^3 \epsilon_{\text{solve}}) \leq 1/1000. \end{aligned}$$

for sufficiently small constant  $c$  in the definition  $\epsilon_{\text{solve}} = ck^{-3}$ . This proves (7).

To show (8) we must bound two errors – the first order error from resistance and solver approximations, and the second order centrality error from the linear approximation due to using electric flows which is standard in IPMs. We denote the change with  $\Delta \mathbf{f}^{(j)} = \mathbf{f}^{(j+1)} - \mathbf{f}^{(j)}$ , and set  $\phi^{(j+1)} = \phi^{(j)} + \Delta \phi^{(j)}$  for

$$\Delta \phi^{(j)} = \frac{\epsilon_{\text{step}} \mu}{\sqrt{m}} \mathbf{L} \left( \mathbf{f}^{(j)} \right)^\dagger \chi_{st}.$$

Defined this way, the change in centrality error can be bounded by

$$\text{cerr}^{(j)} \stackrel{\text{def}}{=} \mathbf{B} \Delta \phi^{(j)} - \left( \frac{\mathbf{1}}{\mathbf{u} - \mathbf{f}^{(j)} - \Delta \mathbf{f}^{(j)}} - \frac{\mathbf{1}}{\mathbf{u} + \mathbf{f}^{(j)} + \Delta \mathbf{f}^{(j)}} \right) + \left( \frac{\mathbf{1}}{\mathbf{u} - \mathbf{f}^{(j)}} - \frac{\mathbf{1}}{\mathbf{u} + \mathbf{f}^{(j)}} \right).$$

Taylor expansion shows that the  $\mathbf{R}(\mathbf{f}^{(j)})^{-1}$ -norm of this can be bounded by

$$\begin{aligned} &\left\| \text{cerr}^{(j)} \right\|_{\mathbf{R}(\mathbf{f}^{(j)})^{-1}} \\ &\leq \left\| \mathbf{B} \Delta \phi^{(j)} - \mathbf{R}(\mathbf{f}^{(j)}) \Delta \mathbf{f}^{(j)} \right\|_{\mathbf{R}(\mathbf{f}^{(j)})^{-1}} + 5 \left\| \left( \frac{(\Delta \mathbf{f}^{(j)})^2}{(\mathbf{u} - \mathbf{f}^{(j)})^3} + \frac{(\Delta \mathbf{f}^{(j)})^2}{(\mathbf{u} + \mathbf{f}^{(j)})^3} \right) \right\|_{\mathbf{R}(\mathbf{f}^{(j)})^{-1}} \\ &\leq \left\| \mathbf{B} \Delta \phi^{(j)} - \mathbf{R}(\mathbf{f}^{(j)}) \Delta \mathbf{f}^{(j)} \right\|_{\mathbf{R}(\mathbf{f}^{(j)})^{-1}} + 10 \left\| \mathbf{R}(\mathbf{f}^{(j)})^{1/2} \Delta \mathbf{f}^{(j)} \right\|_4^2 \\ &\leq \left\| \mathbf{B} \Delta \phi^{(j)} - \mathbf{R}(\mathbf{f}^{(j)}) \Delta \mathbf{f}^{(j)} \right\|_{\mathbf{R}(\mathbf{f}^{(j)})^{-1}} + 10 \left\| \mathbf{R}(\mathbf{f}^{(j)})^{1/2} \Delta \mathbf{f}^{(j)} \right\|_2^2 \\ &\leq \left\| \mathbf{B} \Delta \phi^{(j)} - \mathbf{R}(\mathbf{f}^{(j)}) \Delta \mathbf{f}^{(j)} \right\|_{\mathbf{R}(\mathbf{f}^{(j)})^{-1}} + O(\epsilon_{\text{step}}^2), \end{aligned}$$

where the last inequality follows by the energy bound from Lemma 6.4. For the first term, we bound

$$\begin{aligned}
& \left\| \mathbf{B} \Delta \phi^{(j)} - \mathbf{R} \left( \mathbf{f}^{(j)} \right) \Delta \mathbf{f}^{(j)} \right\|_{\mathbf{R} \left( \mathbf{f}^{(j)} \right)^{-1}} \\
&= \frac{\epsilon_{\text{step}} \mu}{\sqrt{m}} \left\| \mathbf{B} \mathbf{L} \left( \mathbf{f}^{(j)} \right)^\dagger \chi_{st} - \mathbf{R} \left( \mathbf{f}^{(j)} \right) \left( \tilde{\mathbf{R}}^{(j)} \right)^{-1} \mathbf{B} \tilde{\mathbf{L}}^{(j) \dagger} \chi_{st} \right\|_{\mathbf{R} \left( \mathbf{f}^{(j)} \right)^{-1}} \\
&\leq \frac{\epsilon_{\text{step}} \mu}{\sqrt{m}} \left\| \mathbf{B} \left( \mathbf{L} \left( \mathbf{f}^{(j)} \right)^\dagger - \tilde{\mathbf{L}}^{(j) \dagger} \right) \chi_{st} \right\|_{\mathbf{R} \left( \mathbf{f}^{(j)} \right)^{-1}} \\
&+ \frac{\epsilon_{\text{step}} \mu}{\sqrt{m}} \left\| \left( \mathbf{I} - \mathbf{R} \left( \mathbf{f}^{(j)} \right) \left( \tilde{\mathbf{R}}^{(j)} \right)^{-1} \right) \mathbf{B} \tilde{\mathbf{L}}^{(j) \dagger} \chi_{st} \right\|_{\mathbf{R} \left( \mathbf{f}^{(j)} \right)^{-1}} \\
&\leq 10 \frac{\epsilon_{\text{step}} \epsilon_{\text{solve}} \mu}{\sqrt{m}} \|\chi_{st}\|_{\mathbf{L} \left( \mathbf{f}^{(j)} \right)^\dagger} + 10 \frac{\epsilon_{\text{step}} \epsilon \mu}{\sqrt{m}} \leq O(\epsilon_{\text{step}} \epsilon_{\text{solve}}).
\end{aligned}$$

where the first term is by solver error, second term is by resistance approximation error, and last term is by the energy bound in Lemma 6.4 again. Therefore by induction on item 2 and Lemma 6.7 the total centrality error can also be bounded by

$$\left\| \sum_{0 \leq j < i} \text{cerr}^{(j)} \right\|_{\mathbf{R} \left( \mathbf{f}^{(i)} \right)^{-1}} \leq O(k^2) \cdot \sum_{0 \leq j < i} \left\| \text{cerr}^{(j)} \right\|_{\mathbf{R} \left( \mathbf{f}^{(j)} \right)^{-1}} \leq O(k^2 \cdot k \epsilon_{\text{step}}^{-1} \cdot (\epsilon_{\text{step}} \epsilon_{\text{solve}} + \epsilon_{\text{step}}^2)) \leq \frac{1}{1000}$$

for sufficiently small constant  $c$  due to the settings of  $\epsilon_{\text{step}} = \epsilon_{\text{solve}} = ck^{-3}$ . This finishes the proof of item 1, which completes the induction.  $\square$

Next, we combine the guarantees of CHECKER and LOCATOR into a single statement to argue that the algorithm accurately estimates the flow on edges.

**Lemma 6.9** (Returning high energy edge estimates). *Consider a graph  $G$  with resistances  $\mathbf{r}$  such that the unit  $a$ - $b$  electric flow has energy  $\mathcal{E}$ , and data structures  $D^{(\text{chk})}$  (CHECKER) and  $D^{(\text{loc})}$  (LOCATOR) initialized with resistances  $\mathbf{r}$ . Define  $S \stackrel{\text{def}}{=} D^{(\text{loc})}.\text{LOCATE}(G)$ . Then with high probability, if  $\Delta \mathbf{f}$  is the  $s$ - $t$  electric flow routing  $\theta$  units, then we have for all  $e \in S$  and  $\mathbf{g}_e \stackrel{\text{def}}{=} D^{(\text{chk})}.\text{CHECK}(e)$  that*

$$\mathbf{r}_e^{1/2} |\theta \mathbf{g}_e - \Delta \mathbf{f}_e| \leq \epsilon \theta \sqrt{\mathcal{E}},$$

and for all  $e \notin S$  we have  $\mathbf{r}_e^{1/2} |\Delta \mathbf{f}_e| \leq \epsilon \theta \sqrt{\mathcal{E}}$ .

*Proof.* By scaling, we assume  $\theta = 1$ . Therefore, for edges  $e \in S$ , the conclusion follows from (2) of the guarantees of CHECKER in Theorem 3.

For  $e \notin S$ , we need to bound their original electrical energy by  $\epsilon \sqrt{\mathcal{E}}$ . Indeed, by Theorem 5 we know that  $D^{(\text{loc})}$  will return any edge that has energy at least  $\epsilon^2 \mathcal{E} / 10$  with high probability so  $\mathbf{r}_e^{1/2} |\Delta \mathbf{f}_e| \leq \epsilon \theta \sqrt{\mathcal{E}}$  if  $e \notin S$ , as desired.  $\square$

We now prove that  $\hat{\mathbf{f}}^{(i)}$  defined in Algorithm RECENTERINGBATCH (Algorithm 9) lines 16, 20 stays in an  $\ell_\infty$  ball of a central path flow at all times.

**Lemma 6.10.** Consider flows  $\tilde{\mathbf{f}}^{(\text{init})}, \bar{\mathbf{f}}^{(\text{init})}$  satisfying the conditions of Theorem 6, and define step count  $\tau = k\epsilon_{\text{step}}^{-1}$ . Let  $\hat{\mathbf{f}}^{(i)}$  for  $0 \leq i \leq \tau$  be the sequence of flows in RECENTERINGBATCH (Algorithm 9) with inputs  $\tilde{\mathbf{f}}^{(\text{init})}, \bar{\mathbf{f}}^{(\text{init})}$ . For steps  $0 \leq i < \tau$ , let  $\mathbf{r}^{(i)}$  denote the resistances stored in  $D_j^{(\text{chk})}$  for  $j \geq i+1$  and  $D^{(\text{loc})}$  at the start of step  $i+1$  in line 10 of a call to RECENTERINGBATCH (Algorithm 9), and  $\mathbf{R}^{(i)}$  as the corresponding diagonal matrix to  $\mathbf{r}^{(i)}$ . Define the sequence of flow  $\mathbf{f}^{(0)} \stackrel{\text{def}}{=} \bar{\mathbf{f}}^{(\text{init})} = \mathbf{f}(\mu)$ , and for  $0 \leq i < \tau$

$$\mathbf{f}^{(i+1)} = \mathbf{f}^{(i)} + \frac{\epsilon_{\text{step}}\mu}{\sqrt{m}} (\mathbf{R}^{(i)})^{-1} \mathbf{B} (\mathbf{B}^\top (\mathbf{R}^{(i)})^{-1} \mathbf{B})^\dagger \boldsymbol{\chi}_{st}.$$

Then for all  $0 \leq i \leq \tau$  we have that:

1. the tracked flow values are close to the true implicitly updated flow values:

$$\mathbf{r} \left( \mathbf{f}^{(i)} \right)_e^{1/2} \left| \mathbf{f}_e^{(i)} - \hat{\mathbf{f}}_e^{(i)} \right| \leq \frac{\epsilon_{\text{solve}}}{2}, \quad \text{for all } e \quad (9)$$

2. The resistances underlying  $D_j^{(\text{chk})}$  and  $D^{(\text{loc})}$  at each step are close to the resistances induced by  $\mathbf{f}^{(i)}$ :

$$\mathbf{r}^{(i)} \approx_{\epsilon_{\text{solve}}} \mathbf{r} \left( \mathbf{f}^{(i)} \right)$$

3. For  $\mu^{(i)} \stackrel{\text{def}}{=} \mu - \frac{i\epsilon_{\text{step}}}{\sqrt{m}}\mu$  we have that  $\mathbf{f}^{(i)}$  is 1/1000-centered for path parameter  $\mu^{(i)}$ .
4. We have  $\mathbf{R}(\mathbf{f}^{(i)}) \approx_{0.2} \mathbf{R}(\mathbf{f}(\mu^{(i)}))$ .

*Proof.* We prove the conclusion by strong induction on  $i$ .

The base case follows from  $\mathbf{f}^{(0)} = \bar{\mathbf{f}}^{(\text{init})}$ . For the inductive case, assume the above hypotheses hold for all earlier iterations,  $j < i$ .

**Item 1: flow values are close.** Define the “true” electric flow at step  $i$  as

$$\Delta \mathbf{f}^{(i)} \stackrel{\text{def}}{=} \frac{\epsilon_{\text{step}}\mu}{\sqrt{m}} (\mathbf{R}^{(i)})^{-1} \mathbf{B} \left( \mathbf{B}^\top (\mathbf{R}^{(i)})^{-1} \mathbf{B} \right)^\dagger \boldsymbol{\chi}_{st}.$$

For the purpose of analysis, extend the vector  $\mathbf{g}^{(j)}$  defined in line 14 of algorithm RECENTERINGBATCH (Algorithm 9) to all coordinates. That is, we create  $\mathbf{g}^{(j)} \in \mathbb{R}^E$  with  $\mathbf{g}_{S^{(j)}}^{(j)}$  the same as returned by the checker, and  $\mathbf{g}^{(j)} = 0$  if  $e \notin S^{(j)}$  at step  $j$ . Then the error breaks down into

$$\begin{aligned} \mathbf{r} \left( \mathbf{f}^{(i)} \right)_e^{1/2} \left| \mathbf{f}_e^{(i)} - \hat{\mathbf{f}}_e^{(i)} \right| &\leq \sum_{j < i} \mathbf{r}(\mathbf{f}^{(j)})^{1/2} \left| \Delta \mathbf{f}_e^{(j)} - \mathbf{g}_e^{(j)} \right| \\ &\leq \left( \max_{j < i} \sqrt{\frac{\mathbf{r}(\mathbf{f}^{(i)})}{\mathbf{r}(\mathbf{f}^{(j)})}} \right) \sum_{j < i} \mathbf{r} \left( \mathbf{f}^{(j)} \right)_e^{1/2} \left| \Delta \mathbf{f}_e^{(j)} - \mathbf{g}_e^{(j)} \right|, \end{aligned}$$

where the last inequality is via direct manipulation.

Incorporating the ratio to true central path resistances given by Item 4 of the inductive hypothesis then gives the previous expression is

$$\leq O \left( \max_{j < i} \sqrt{\frac{\mathbf{r}(\mathbf{f}(\mu^{(i)}))}{\mathbf{r}(\mathbf{f}(\mu^{(j)}))}} \right) \sum_{j < i} \mathbf{r}(\mathbf{f}^{(j)})^{1/2} \left| \Delta \mathbf{f}_e^{(j)} - \mathbf{g}_e^{(j)} \right|.$$

Applying the stability of central path resistances from Lemma 6.7 shows the previous expression is

$$\leq O(k^2) \cdot \sum_{j < i} \mathbf{r}(\mathbf{f}^{(j)})^{1/2} \left| \Delta \mathbf{f}_e^{(j)} - \mathbf{g}_e^{(j)} \right|.$$

By Lemma 6.4, we can set  $\theta = \frac{\epsilon_{\text{step}} \mu}{\sqrt{m}}$  and  $\mathcal{E} = \frac{400m}{\mu^2}$  as the parameters of Lemma 6.9, which gives an error of  $\epsilon \theta \sqrt{\mathcal{E}}$  per step, for a total of

$$\leq O(k^2) \cdot k \epsilon_{\text{step}}^{-1} \cdot O(\epsilon \theta \sqrt{\mathcal{E}}) \leq O(k^2 \cdot k \epsilon_{\text{step}}^{-1} \cdot \epsilon \theta \sqrt{\mathcal{E}}) = O(k^3 \epsilon) \leq \epsilon_{\text{solve}}/2$$

for small enough constant  $c$  in the definition  $\epsilon = ck^{-3} \epsilon_{\text{solve}}$  of RECENTERINGBATCH (Algorithm 9).

**Item 2: resistances are close.** We show this for each edge  $e$ . Because the initial flows  $\bar{\mathbf{f}}$  and  $\tilde{\mathbf{f}}$  may also differ, there are two cases to consider: whether  $e$  has already been updated in some previous iteration, or whether it has carried over from the very start. We consider these cases separately:

- If  $e \in \mathcal{S}^{(j)}$  for some  $j < i$ , then in steps after  $j$ , we have by line 18 and line 19 of RECENTERINGBATCH (Algorithm 9) that

$$\mathbf{r}_e^{(i)} = \mathbf{r}(\hat{\mathbf{f}}_e^{(i)})$$

so the claim follows the error between  $\hat{\mathbf{f}}$  and  $\mathbf{f}$  given by Item 1.

- The other case is that edge  $e$  is never involved in a resistance update in Line 13, i.e.

$$\mathbf{r}_e^{(i)} = \mathbf{r}(\tilde{\mathbf{f}}_e^{(\text{init})}).$$

In this case, the relative change on  $e$  at each step  $j < i$  is at most

$$4 \cdot \mathbf{r}(\mathbf{f}^{(j)})_e^{1/2} \left| \Delta \mathbf{f}_e^{(j)} \right| \leq 8 \left( \mathbf{r}^{(j)} \right)_e^{1/2} \left| \Delta \mathbf{f}_e^{(j)} \right|$$

where the last inequality follows from Item 2 of the inductive hypothesis. Applying Lemma 6.9 as above allows us to bound this by

$$\leq O(\epsilon \theta \sqrt{\mathcal{E}}) = O(\epsilon \cdot \epsilon_{\text{step}}).$$

Therefore, the total multiplicative resistance change over all steps is bounded by

$$O(\epsilon \cdot \epsilon_{\text{step}} \cdot k \epsilon_{\text{step}}^{-1}) = O(k \epsilon) \leq \frac{\epsilon_{\text{solve}}}{3}$$

for small enough constant  $c$  in the definition  $\epsilon = ck^{-3}\epsilon_{\text{solve}}$ . As we initially had

$$r\left(\tilde{\mathbf{f}}^{(\text{init})}\right)_e^{1/2} \left| \tilde{\mathbf{f}}_e^{(\text{init})} - \hat{\mathbf{f}}^{(0)} \right| = r\left(\tilde{\mathbf{f}}^{(\text{init})}\right)_e^{1/2} \left| \tilde{\mathbf{f}}_e^{(\text{init})} - \mathbf{f}(\mu) \right| \leq \epsilon_{\text{solve}}/2,$$

the total multiplicative approximation between resistances is  $\epsilon_{\text{solve}}$ , as desired.

It remains to show that these imply the last two inductive hypothesis for  $i$ :

1. The inductive hypothesis gives that the resistances in steps  $1 \dots i$  satisfy the requirements of Lemma 6.8, so by it, we get Item 3: that  $\mathbf{f}^{(i)}$  is  $1/1000$ -centered.
2. Lemma 6.3 then gives that this centrality error in turn implies all resistances are close to true ones, giving Item 4.

Thus the inductive hypothesis holds for step  $i$  as well. □

We can combine these pieces and analyze the runtime costs to show Theorem 6.

*Proof of Theorem 6.* To show that  $\bar{\mathbf{f}}^{(\text{fin})} = \mathbf{f}(\mu - k\mu/\sqrt{m})$ , it suffices to combine Lemma 6.10 (9) and Lemma 6.2, as  $\bar{\mathbf{f}}^{(\text{fin})}$  is computed by recentering  $\hat{\mathbf{f}}^{(\tau)}$  in line 21. Additionally, the state of the  $D_i^{(\text{chk})}$  is rolled back to the original state in 23 and resistances of  $D^{(\text{loc})}$  are updated to  $r(\tilde{\mathbf{f}}^{(\text{init})})$  in line 24 of Algorithm RECENTERINGBATCH (Algorithm 9).

To complete the proof of Theorem 6 it suffices to analyze the total costs. We do this by items, as in Theorem 6.

1.  $D^{(\text{loc})}.\text{LOCATE}(G)$  is called once in line 14 per each step of the while loop starting in line 10. This is  $O(k\epsilon_{\text{step}}^{-1}) = O(k^4)$  times.
2. Each call to  $D^{(\text{loc})}.\text{LOCATE}(G)$  returns a set  $S^{(i)}$  of size  $O(\epsilon^{-2})$  by the guarantees in Theorem 5. Hence  $D_i^{(\text{chk})}.\text{CHECK}$  is called  $O(\epsilon^{-2})$  edges for each  $i \in [k\epsilon_{\text{step}}^{-1}]$ .
3. As above, the sets  $S^{(i)}$  in line 12 is  $O(\epsilon^{-2})$ . Each edge contributes one update in lines 18 per step for  $k\epsilon_{\text{step}}^{-1}$  steps, for a total of  $O(k\epsilon_{\text{step}}^{-1}\epsilon^{-2}) = O(k^{16})$  calls to  $D_j^{(\text{chk})}.\text{TEMPORARYUPDATE}$  per  $j$ .
4. By the same discussion as the previous item,  $D^{(\text{loc})}.\text{UPDATE}$  is called in line 19 on  $O(k\epsilon_{\text{step}}^{-1}\epsilon^{-2})$  total edges. Additionally,  $D^{(\text{loc})}.\text{UPDATE}$  was called again in line 24 the undo the same  $|\hat{E}| = O(k\epsilon_{\text{step}}^{-1}\epsilon^{-2})$  edges.
5. Rollbacks happen to edges that were updated in line 18, which has size  $O(k\epsilon_{\text{step}}^{-1}\epsilon^{-2}) = O(k^{16})$ .
6. Line 21 uses  $\tilde{O}(m)$  time by Lemma 6.2. □

## 7 Finding the Maxflow with Batched Steps

In this section, we use recentering batches in Theorem 6 to build a method to solve the maxflow problem. Then we analyze the total costs to prove the algorithm runs in time  $\tilde{O}(m^{\frac{3}{2} - \frac{1}{328}})$ , showing Theorem 1. The pseudocode, written as the decision version (via the standard binary search reduction) of checking if  $F$  units of flow can be routed is in Algorithm 10 which calls the batched steps in algorithm RECENTERINGBATCH in Algorithm 9 from Section 6.

In Algorithm 10 below we assume that the thresholds in lines 12, 16, 21 of Algorithm 10 satisfy:  $c\epsilon_{\text{solve}}\sqrt{\beta_{\text{LOCATOR}}m}/k$  is a multiple of  $c\epsilon_{\text{solve}}\sqrt{\beta_{\text{CHECKER}}m}/k$ , and this is a multiple of  $c\epsilon_{\text{solve}}\sqrt{\delta^{-1}\epsilon}/k$ . Also assume these are all integers.

For a holistic understanding of the algorithm, all key parameters in it, and lower level function calls (to both the recentering batch, and the data structures), are listed in the appendix (with polylog factors omitted) in Table 2.

At a high level Algorithm 10 uses the RECENTERINGBATCH procedure of Theorem 6 and Algorithm 9 a total of  $\tilde{O}(\sqrt{m}/k)$  times to compute the optimal flow. After one of these steps the algorithm decides how to update the internal resistances of the  $D_j^{(\text{chk})}$  and  $D^{(\text{loc})}$  data structures. To ensure that not too many changes are passed to these data structures, the algorithm essentially only changes edges whose resistances have changed by more than  $\Omega(\epsilon_{\text{solve}})$  multiplicatively from the last change, but the precise thresholds for changing the resistances depend on the total of updates the data structures  $D^{(\text{loc})}$  and  $D_j^{(\text{chk})}$  have received. For example, when  $D^{(\text{loc})}$  has received  $\beta_{\text{LOCATOR}}m$  terminal updates we rebuild both  $D^{(\text{loc})}$  and  $D_j^{(\text{chk})}$  and reset their resistances to the exact resistances induced by the central path flow  $\bar{\mathbf{f}}$ . Additionally, there are intermediate thresholds for rebuilding the  $D_j^{(\text{chk})}$  data structures only, and for BATCHUPDATE calls to  $D^{(\text{loc})}$  because it has a high amortized runtime.

Our correctness proof will use the stability lemmas along the central path proven in Section 6.1.3. Also, we observe that in FINDFEASIBLEFLOW (Algorithm 10) the flows  $\tilde{\mathbf{f}}$  and  $\bar{\mathbf{f}}$  are deterministic.

**Observation 7.1.** At any time of the execution of FINDFEASIBLEFLOW (Algorithm 10) the flows  $\tilde{\mathbf{f}}, \bar{\mathbf{f}}$ , and the resistances in  $D_j^{(\text{chk})}$  for all  $j$  are deterministic.

*Proof.* The flow  $\bar{\mathbf{f}}$  in line 10 is deterministic because it is on the central path (Theorem 6) and the value of  $\mu$  is deterministic. The updates to  $\tilde{\mathbf{f}}$  depend only on  $\bar{\mathbf{f}}$  during the time steps, so  $\tilde{\mathbf{f}}$  is also deterministic. The determinism of resistances in  $D_j^{(\text{chk})}$  follows because Theorem 6 tells us that the resistance and terminal changes to  $D_j^{(\text{chk})}$  during the batched steps in RECENTERINGBATCH (Algorithm 9) are rolled back via  $D_j^{(\text{chk})}$ .ROLLBACK.  $\square$

Towards proving the correctness of FINDFEASIBLEFLOW (Algorithm 10) we first claim that the necessary conditions for CHECKER (Theorem 3) and LOCATOR (Theorem 5) are satisfied.

**Lemma 7.2** (Conditions of CHECKER and LOCATOR). *Throughout an execution of FINDFEASIBLEFLOW in Algorithm 10 and its calls to Algorithm RECENTERINGBATCH in Algorithm 9, the conditions of every instantiation of CHECKER (Theorem 3) and LOCATOR (Theorem 5) are satisfied. In particular,*

1. Each instantiation of  $D_j^{(\text{chk})}$  receives at most  $O(\beta_{\text{CHECKER}}m)$  edge updates.



---

**Algorithm 10:** Pseudocode for Augmenting Electrical Flow Using Batched Recentering.

---

1 **global variables**

- 2  $\bar{\mathbf{f}} \leftarrow 0, \mu \leftarrow F$ : Exact central path flows and residual flow.  
3  $k \leftarrow m^{1/328}, \epsilon_{\text{step}} \leftarrow ck^{-3}, \epsilon_{\text{solve}} \leftarrow ck^{-3}, \epsilon \leftarrow ck^{-3}\epsilon_{\text{solve}} = \Theta(k^{-6})$ .  
4  $\beta_{\text{LOCATOR}} \leftarrow k^{-16}, \beta_{\text{CHECKER}} \leftarrow k^{-28}, \delta \leftarrow k^{-38}$ .  
5  $i \leftarrow 0$ : step counter.  
6  $D_j^{(\text{chk})}$  for  $j \in [k\epsilon_{\text{step}}^{-1}]$ :  $\Theta(k^4)$  distinct CHECKER data structures (Theorem 3), one per small step. Initialized with resistances  $\mathbf{r}(\mathbf{0})$ .  
7  $D^{(\text{loc})}$ : LOCATOR data structure (Theorem 5). Initialized with resistances  $\mathbf{r}(\mathbf{0})$ .

8 **procedure** FINDFEASIBLEFLOW( $G, \mathbf{u}, F$ )

9 **while**  $\mu > 1$  **do**

- 10  $\tilde{\mathbf{f}} \leftarrow \text{RECENTERINGBATCH}(\mu, \bar{\mathbf{f}}, \tilde{\mathbf{f}}, k)$ .  
11  $\mu \leftarrow \mu - \frac{k\mu}{\sqrt{m}}$ .  
12 **if**  $i$  is a multiple of  $c\epsilon_{\text{solve}}\sqrt{\beta_{\text{LOCATOR}}m}/k = \Theta(k^{-12}\sqrt{m})$  **then**  
13  $\tilde{\mathbf{f}} \leftarrow \bar{\mathbf{f}}$ .  
14  $D^{(\text{loc})}.\text{INITIALIZE}(G, \mathbf{r}(\tilde{\mathbf{f}}), \epsilon, \beta_{\text{LOCATOR}}, \delta)$ .  
15 For  $j = 1, \dots, k\epsilon_{\text{step}}^{-1}$  **do**  $D_j^{(\text{chk})}.\text{INITIALIZE}(G, \mathbf{r}(\tilde{\mathbf{f}}), \epsilon, \beta_{\text{CHECKER}}, \delta)$ .  
16 **else if**  $i$  is a multiple of  $c\epsilon_{\text{solve}}\sqrt{\beta_{\text{CHECKER}}m}/k = \Theta(k^{-18}\sqrt{m})$  **then**  
17  $Z \leftarrow \{e : \mathbf{r}(\tilde{\mathbf{f}})^{1/2}|\tilde{\mathbf{f}}_e - \bar{\mathbf{f}}_e| \geq \epsilon_{\text{solve}}/8\}$ .  
18 Assign  $\tilde{\mathbf{f}}_e \leftarrow \bar{\mathbf{f}}_e$  for all  $e \in Z$ .  
19  $D^{(\text{loc})}.\text{BATCHUPDATE}(Z, \mathbf{r}(\tilde{\mathbf{f}})_Z)$ .  
20 For  $j = 1, \dots, k\epsilon_{\text{step}}^{-1}$  **do**  $D_j^{(\text{chk})}.\text{INITIALIZE}(G, \mathbf{r}(\tilde{\mathbf{f}}), \epsilon, \beta_{\text{CHECKER}}, \delta)$ .  
21 **else if**  $i$  is a multiple of  $c\epsilon_{\text{solve}}\sqrt{\delta^{-1}\epsilon}/k = \Theta(k^{12})$  **then**  
22  $Z \leftarrow \{e : \mathbf{r}(\tilde{\mathbf{f}})^{1/2}|\tilde{\mathbf{f}}_e - \bar{\mathbf{f}}_e| \geq \epsilon_{\text{solve}}/4\}$ .  
23  $D^{(\text{loc})}.\text{BATCHUPDATE}(Z, \mathbf{r}(\tilde{\mathbf{f}})_Z)$ .  
24 **for**  $e \in Z$  **do**  
25  $\tilde{\mathbf{f}}_e \leftarrow \bar{\mathbf{f}}_e$ .  
26 For  $j = 1, \dots, k\epsilon_{\text{step}}^{-1}$  **do**  $D_j^{(\text{chk})}.\text{UPDATE}(e, \mathbf{r}(\tilde{\mathbf{f}})_e)$ .  
27 **else**  
28  $Z \leftarrow \{e : \mathbf{r}(\tilde{\mathbf{f}})^{1/2}|\tilde{\mathbf{f}}_e - \bar{\mathbf{f}}_e| \geq \epsilon_{\text{solve}}/2\}$ .  
29 **for**  $e \in Z$  **do**  
30  $\tilde{\mathbf{f}}_e \leftarrow \bar{\mathbf{f}}_e$ .  
31  $D^{(\text{loc})}.\text{UPDATE}(e, \mathbf{r}(\tilde{\mathbf{f}})_e)$ .  
32 For  $j = 1, \dots, k\epsilon_{\text{step}}^{-1}$  **do**  $D_j^{(\text{chk})}.\text{UPDATE}(e, \mathbf{r}(\tilde{\mathbf{f}})_e)$ .  
33  $i \leftarrow i + 1$ .  
34 Round  $\tilde{\mathbf{f}}$  to an integral flow and run  $O(1)$  rounds of augmenting paths to finish.
-

2. Each instantiation of  $D^{(\text{loc})}$  receives at most  $O(\beta_{\text{LOCATOR}}m)$  edge updates.
3. The calls to each instantiation of  $D_j^{(\text{chk})}$  are made by an oblivious adversary.
4. The calls to each instantiation of  $D^{(\text{loc})}$  are made by an oblivious adversary.

We prove the items separately.

*Proof.* (of Lemma 7.2 Item 2, number of edge updates for  $D^{(\text{loc})}$ )

$D^{(\text{loc})}$  is initialized in line 14 in FINDFEASIBLEFLOW (Algorithm 10). We focus on the number of updates between two executions of line 14 which reinitialize  $D^{(\text{loc})}$ .

We first show that there are at most  $\beta_{\text{LOCATOR}}m$  total edge updates. Theorem 6 tells us that the number updates to  $D^{(\text{loc})}$  resulting from calls to Algorithm RECENTERINGBATCH in Algorithm 9 is bounded by  $O(k^{16})$  times  $c\epsilon_{\text{solve}}\sqrt{\beta_{\text{LOCATOR}}m}/k$  calls to RECENTERINGBATCH between two reinitializations of  $D^{(\text{loc})}$ . This is at most

$$O(k^{16}) \cdot c\epsilon_{\text{solve}}\sqrt{\beta_{\text{LOCATOR}}m}/k = \sqrt{mk}^4 \leq k^{-16}m = \beta_{\text{LOCATOR}}m$$

by the choice of  $\epsilon_{\text{solve}}, \beta_{\text{LOCATOR}},$  and  $k$ .

Other than this, the remaining edge updates happen in lines 19, 23, 31 of FINDFEASIBLEFLOW (Algorithm 10). Note that these updates happen only when  $r(\tilde{\mathbf{f}})^{1/2}|\tilde{\mathbf{f}}_e - \bar{\mathbf{f}}_e|$  is at least  $\epsilon_{\text{solve}}/8$  for some edge  $e$ . Between two reinitializations of  $D^{(\text{loc})}$ , the path parameter  $\mu$  decreases by at most

$$O\left(\frac{c\epsilon_{\text{solve}}\sqrt{\beta_{\text{LOCATOR}}m\mu}}{\sqrt{m}}\right) = O\left(c\epsilon_{\text{solve}}\sqrt{\beta_{\text{LOCATOR}}\mu}\right),$$

hence Lemma 6.6 for  $T = c\epsilon_{\text{solve}}\sqrt{\beta_{\text{LOCATOR}}m}$  and  $\gamma \leftarrow \epsilon_{\text{solve}}/8$  shows that at most  $O(\beta_{\text{LOCATOR}}m)$  edges have their resistances changed as desired.  $\square$

*Proof.* (of Lemma 7.2 Item 1, number of edge updates for  $D_j^{(\text{chk})}$ )

We consider  $D_j^{(\text{chk})}$  for a fixed  $j \in [k\epsilon_{\text{step}}^{-1}]$ . Again by Theorem 6, the number of updates to  $D_j^{(\text{chk})}$  resulting from calls to Algorithm RECENTERINGBATCH in Algorithm 9 is bounded by

$$\sqrt{mk}^4 = O(\beta_{\text{CHECKER}}m).$$

The remaining edge updates happen in line 26. These updates happen only when  $\bar{\mathbf{f}}_e^{(\text{init})}$  and  $\bar{\mathbf{f}}_e$  differ by at least  $\epsilon_{\text{solve}}/10$  where  $\bar{\mathbf{f}}_e^{(\text{init})}$  denotes the value of  $\bar{\mathbf{f}}$  when the last time  $D_j^{(\text{chk})}$  reinitializes: Right before a reinitialization of  $D_j^{(\text{chk})}$ , we ensure that for each edge  $e$ ,  $\bar{\mathbf{f}}_e^{(\text{init})}$  and  $\tilde{\mathbf{f}}_e$  agree up to  $1 \pm \epsilon_{\text{solve}}/8$ . Note that when we reinitialize  $D_j^{(\text{chk})}$  with the updated values, no edge updates in  $D_j^{(\text{chk})}$  happens. Then before the next reinitialization, when line 26 is executed, for each edge  $e$  in  $Z$  we have  $\tilde{\mathbf{f}}_e$  and  $\bar{\mathbf{f}}_e$  differ by at least  $\epsilon_{\text{solve}}/4$ . Hence  $\bar{\mathbf{f}}_e$  must have changed by say at least  $\epsilon_{\text{solve}}/10$  from  $\bar{\mathbf{f}}_e^{(\text{init})}$ . As reinitialization happens every  $c\epsilon_{\text{solve}}\sqrt{\beta_{\text{CHECKER}}m}/k$  steps, by Lemma 6.6 for  $T = c\epsilon_{\text{solve}}\sqrt{\beta_{\text{CHECKER}}m}/k$  and  $\gamma = \epsilon_{\text{solve}}/10$ , the total number of edge updates for one instantiation of  $D_j^{(\text{chk})}$  is

$$O\left(\left(c\epsilon_{\text{solve}}\sqrt{\beta_{\text{CHECKER}}m}/k\right)^2 (\epsilon_{\text{solve}})^{-2}\right) = O(\beta_{\text{CHECKER}}m).$$

$\square$

Since  $D_j^{(\text{chk})}.\text{CHECK}()$  rolls back after checking each edge (Algorithm 3) to ensure that a call to  $D_j^{(\text{chk})}.\text{CHECK}()$  does not change the state of  $D_j^{(\text{chk})}$  (see Theorem 3), we have the following.

**Claim 7.3.** *For any set of edges  $Z$ , whether some edge  $e$  is returned by  $D_j^{(\text{chk})}.\text{CHECK}(Z)$  and the returned flow value  $\mathbf{g}_e$  do not depend on  $Z \setminus \{e\}$  (i.e., other edges in  $Z$ ).*

**Claim 7.4.**  $D_j^{(\text{chk})}.\text{CHECK}()$  does not modify  $D_j^{(\text{chk})}$ .

*Proof of Lemma 7.2, Item 4: obliviousness of the adversary to  $D^{(\text{loc})}$ .* We define the adversary of  $D^{(\text{loc})}$  independent of the output of  $D^{(\text{loc})}$ . Let  $Q$  be the sequence of queries to  $D^{(\text{loc})}$  throughout an execution of Algorithm 10. Suppose we have an alternate implementation of  $D^{(\text{loc})}$  that always return  $E$  (the set of all edges) for  $\text{LOCATE}()$  and ignores other kinds of queries. We call this implementation  $\text{TRIVIALLOCATOR}$ . Let  $\widehat{Q}$  be the sequence of queries to  $\text{TRIVIALLOCATOR}$  throughout an execution of Algorithm 10 with  $D^{(\text{loc})}$  replaced by  $\text{TRIVIALLOCATOR}$ . Since the output of  $\text{TRIVIALLOCATOR}$  is independent of the output of  $D^{(\text{loc})}$ ,  $\widehat{Q}$  is independent of the output of  $D^{(\text{loc})}$  as well. We will show that when the two executions use the same randomness for  $D_j^{(\text{chk})}$ ,  $\widehat{Q} = Q$  with high probability. Thus,  $D^{(\text{loc})}$  is ran against an oblivious adversary.

Before the first call of  $\text{LOCATE}()$  (in Algorithm 9), the two executions are identical except for  $D^{(\text{loc})}$  and  $\text{TRIVIALLOCATOR}$ . In particular,  $Q$  is identical to  $\widehat{Q}$ . We will prove that the  $(Z^{(i)}, \mathbf{g}^{(i)} \in \mathbb{R}^{Z^{(i)}})$  returned by  $D_i^{(\text{chk})}.\text{CHECK}(D^{(\text{loc})}.\text{LOCATE}(G))$  on line 14 of Algorithm 9 is equal to  $(\widehat{Z}^{(i)}, \widehat{\mathbf{g}}^{(i)}) \stackrel{\text{def}}{=} D_i^{(\text{chk})}.\text{CHECK}(E)$  with high probability. This follows from the guarantees of  $D^{(\text{loc})}.\text{LOCATE}()$  and  $D_j^{(\text{chk})}.\text{CHECK}()$ . By Claim 7.3, it is enough to prove that  $Z^{(i)} = \widehat{Z}^{(i)}$ .  $\mathbf{g}^{(i)} = \widehat{\mathbf{g}}^{(i)}$  follows from  $Z^{(i)} = \widehat{Z}^{(i)}$ .

$Z^{(i)} \subseteq \widehat{Z}^{(i)}$ : For each edge  $e \in Z^{(i)}$ , by Claim 7.3 and  $e \in E$ ,  $e$  is in  $\widehat{Z}^{(i)}$  as well.

$\widehat{Z}^{(i)} \subseteq Z^{(i)}$ : For each  $e \in \widehat{Z}^{(i)}$ , by Theorem 3, the energy of  $e$  is at least  $\epsilon^2 \mathcal{E}/2$ . By Theorem 5,  $e \in D^{(\text{loc})}.\text{LOCATE}()$  w.h.p. Conditioning on this, by Claim 7.3,  $e \in Z^{(i)}$ .

Thus, w.h.p.,  $Z^{(i)} = \widehat{Z}^{(i)}$ . When they are equal, we have that the two executions are identical (which implies a prefix of  $Q$  is identical to a prefix of  $\widehat{Q}$ ) until the next call of  $\text{LOCATE}()$  because of Claim 7.4. By induction,  $Q$  is equal to  $\widehat{Q}$ . □

*Proof.* (of Lemma 7.2 Item 3, obliviousness of the adversary to  $D_j^{(\text{chk})}$ )

Since  $\text{RECENTERINGBATCH}$  (Algorithm 9) undoes all changes to  $D_j^{(\text{chk})}$  before it finishes, we may consider  $\text{RECENTERINGBATCH}$  and  $\text{FINDFEASIBLEFLOW}$  (Algorithm 10) independently. In  $\text{FINDFEASIBLEFLOW}$ , the updates are decided by  $\widetilde{\mathbf{f}}$  and  $\overline{\mathbf{f}}$  which are deterministic (Observation 7.1). In  $\text{RECENTERINGBATCH}$ , each  $D_j^{(\text{chk})}$  answers only 1 query after which it no longer receive any update or query. □

Towards analyzing the runtime of  $\text{FINDFEASIBLEFLOW}$  (Algorithm 10) we bound the number of times that  $D_j^{(\text{chk})}$  and  $D^{(\text{loc})}$  must be reinitialized.

**Lemma 7.5.** *In a call to Algorithm  $\text{FINDFEASIBLEFLOW}$  in Algorithm 10,  $D_j^{(\text{chk})}$  is reinitialized  $\widetilde{O}(\epsilon_{\text{solve}}^{-1} \beta_{\text{CHECKER}}^{-1/2})$  times for each  $j \in [k \epsilon_{\text{step}}^{-1}]$ .  $D^{(\text{loc})}$  is reinitialized  $\widetilde{O}(\epsilon_{\text{solve}}^{-1} \beta_{\text{LOCATOR}}^{-1/2})$  times.*

*Proof.* Between two reinitializations of  $D_j^{(\text{chk})}$ ,  $\mu$  decreases by

$$1 - \frac{c\epsilon_{\text{solve}}\sqrt{\beta_{\text{CHECKER}}m}}{\sqrt{m}} = 1 - \Omega\left(\epsilon_{\text{solve}}\beta_{\text{CHECKER}}^{1/2}\right).$$

Then after  $\tilde{O}(\epsilon_{\text{solve}}^{-1}\beta_{\text{CHECKER}}^{-1/2})$  reinitializations, the amount of residual flow is less than 1, as we are assuming that  $U = \text{poly}(m)$ .

Similarly, between two reinitializations of  $D^{(\text{loc})}$ ,  $\mu$  decreases by  $1 - \Omega\left(\epsilon_{\text{solve}}\beta_{\text{LOCATOR}}^{1/2}\right)$ . Thus,  $D^{(\text{loc})}$  is reinitialized  $\tilde{O}(\epsilon_{\text{solve}}^{-1}\beta_{\text{LOCATOR}}^{-1/2})$  times. □

In our  $D^{(\text{loc})}$  data structure, we are balancing the cost of batched and single updates. This requires a slightly finer control on the number of updates to  $D^{(\text{loc})}$  in `FINDFEASIBLEFLOW` (Algorithm 10) and in `RECENTERINGBATCH`.

**Lemma 7.6.** *Between two reinitializations of  $D^{(\text{loc})}$  on line 14 in `FINDFEASIBLEFLOW` (Algorithm 10),  $D^{(\text{loc})}$ .UPDATE is called on at most  $O(\sqrt{\beta_{\text{LOCATOR}}\delta^{-1}\epsilon m})$  total edges, including the ones called within `RECENTERINGBATCH` in line 10.*

*Proof.* There are two such costs, one within calls to Algorithm `RECENTERINGBATCH` in line 10, and another in line 31.

By Theorem 6 the cost within calls to Algorithm `RECENTERINGBATCH` can be bounded by

$$O\left(k^{16} \cdot \frac{\epsilon_{\text{solve}}\sqrt{\beta_{\text{LOCATOR}}m}}{k}\right) = O(k^4\sqrt{m}) \leq O(k^8\sqrt{m}) = \sqrt{\beta_{\text{LOCATOR}}\delta^{-1}\epsilon m}.$$

To bound the cost of line 31 in `FINDFEASIBLEFLOW` (Algorithm 10), note that in line 17 and line 22  $\tilde{\mathbf{f}}_e$  and  $\bar{\mathbf{f}}_e$  have residual capacities agreeing up to  $1 \pm \epsilon_{\text{solve}}/4$  for every edge  $e$ . However, in line 31 of `FINDFEASIBLEFLOW` (Algorithm 10) we update  $\tilde{\mathbf{f}}_e$  if they differ by  $\epsilon_{\text{solve}}/2$ . Hence an update happens only if the residual capacity of  $\tilde{\mathbf{f}}_e$  changed by say at least  $\epsilon_{\text{solve}}/6$  within two consecutive times when  $i$  was a multiple of  $c\epsilon_{\text{solve}}\sqrt{\delta^{-1}\epsilon}/k$ . As one of line 21 and line 16 of `FINDFEASIBLEFLOW` (Algorithm 10) occurs every  $\epsilon_{\text{solve}}\sqrt{\delta^{-1}\epsilon}/k$  steps, by Lemma 6.6 for  $T = \epsilon_{\text{solve}}\sqrt{\delta^{-1}\epsilon}$  and  $\gamma = \epsilon_{\text{solve}}/6$  the total number of changes is at most

$$O\left(\frac{\epsilon_{\text{solve}}\sqrt{\beta_{\text{LOCATOR}}m}}{\epsilon_{\text{solve}}\sqrt{\delta^{-1}\epsilon}} \cdot \epsilon_{\text{solve}}^{-2}(\epsilon_{\text{solve}}\sqrt{\delta^{-1}\epsilon})^2\right) \leq O(\sqrt{\beta_{\text{LOCATOR}}\delta^{-1}\epsilon m}).$$

□

Combining these and carefully accumulating runtime costs gives a proof of Theorem 1.

*Proof of Theorem 1.* We first show correctness. Lemma 7.2 gives that the conditions necessary for `CHECKER` and `LOCATOR` are always satisfied. Inductively applying Theorem 6 also gives that the flow  $\bar{\mathbf{f}}$  in line 10 is on the central path in all steps with high probability.

It remains to bound the runtime. We observe that `RECENTERINGBATCH` (Algorithm 9) is called  $\tilde{O}(\sqrt{m}/k)$  times since we initialize  $\mu$  as  $F = \text{poly}(m)$ . We first bound the total runtime of operations of  $D_j^{(\text{chk})}$ . By Theorem 3 the runtimes of operations of all the  $D_j^{(\text{chk})}$  combined are:

- INITIALIZE( $G, \mathbf{r}^{(\text{init})} \in \mathbb{R}_{>0}^{E(G)}, \epsilon, \beta_{\text{CHECKER}}$ ). Initializes graph  $G$ . Each INITIALIZE runs in

$$\tilde{O}(m\beta_{\text{CHECKER}}^{-4}\epsilon^{-4}) = \tilde{O}\left(m(k^{-28})^{-4}(k^{-6})^{-4}\right) = \tilde{O}(mk^{136}).$$

By Lemma 7.5, the checkers are reinitialized

$$\tilde{O}\left(\epsilon_{\text{solve}}^{-1}\beta_{\text{CHECKER}}^{-1/2}\right) = \tilde{O}\left((k^{-3})^{-1}(k^{-28})^{-1/2}\right) = \tilde{O}(k^{17})$$

times. As there are  $k\epsilon_{\text{step}}^{-1} = O(k/(k^{-3})) = O(k^4)$  distinct CHECKER data structures  $D_j^{(\text{chk})}$ , the total time cost of the reinitializations is

$$\tilde{O}(mk^{136} \cdot k^{17} \cdot k^4) = \tilde{O}(mk^{157}).$$

- PERMANENTUPDATE( $e, \mathbf{r}^{\text{new}} \in \mathbb{R}_{>0}^Z$ ). Each PERMANENTUPDATE runs in amortized

$$\tilde{O}(\beta_{\text{CHECKER}}^{-2}\epsilon^{-2}) = \tilde{O}\left((k^{-28})^{-2}(k^{-6})^{-2}\right) = \tilde{O}(k^{68})$$

time. Between two reinitializations of a  $D_j^{(\text{chk})}$ , it processes at most  $\beta_{\text{CHECKER}}m = mk^{-28}$  PERMANENTUPDATES in

$$\tilde{O}(mk^{-28} \cdot k^{68}) = \tilde{O}(mk^{40})$$

time. Because there are  $k^4$  checkers and

$$\tilde{O}\left(\epsilon_{\text{solve}}^{-1}\beta_{\text{CHECKER}}^{-1/2}\right) = \tilde{O}\left((k^{-3})^{-1}(k^{-28})^{-1/2}\right) = \tilde{O}(k^{17})$$

reinitializations for each of them by Lemma 7.5, the total time of all PERMANENTUPDATES is

$$\tilde{O}(mk^{40} \cdot k^4 \cdot k^{17}) = \tilde{O}(mk^{61}).$$

- TEMPORARYUPDATE( $e, \mathbf{r}_e^{\text{new}} > 0$ ). Updates  $\mathbf{r}_e \leftarrow \mathbf{r}_e^{\text{new}}$ . Runs in worst case

$$\tilde{O}\left((K\beta_{\text{CHECKER}}^{-2}\epsilon^{-2})^2\right) = \tilde{O}\left(\left(K(k^{-28})^{-2}(k^{-6})^{-2}\right)^2\right) = \tilde{O}(K^2k^{136})$$

time for  $K$  TEMPORARYUPDATES. TEMPORARYUPDATE appears only in RECENTERING-BATCH (Algorithm 9) and are rolled back before RECENTERINGBATCH ends. By Theorem 6, there are  $K = O(k^{16})$  TEMPORARYUPDATES for each of the  $O(k^4)$  distinct  $D_j^{(\text{chk})}$ . Since Algorithm 9 is called  $\sqrt{m}/k$  times, the total time cost of all TEMPORARYUPDATES is

$$\tilde{O}\left(\sqrt{m}/k \cdot k^4 \cdot (k^{16})^2 k^{136}\right) = \tilde{O}(\sqrt{m}k^{171})$$

- ROLLBACK(). Rollback the last TEMPORARYUPDATE if exists. We charge the cost to the original operation as it costs the same time.

- CHECK( $e$ ). Each CHECK costs

$$\begin{aligned}
& \tilde{O}\left(\left(\beta_{\text{CHECKER}}m + (K\beta_{\text{CHECKER}}^{-2}\epsilon^{-2})^2\right)\epsilon^{-2}\right) \\
&= \tilde{O}\left(\left(k^{-28}m + \left(K(k^{-28})^{-2}(k^{-6})^{-2}\right)^2\right)k^{12}\right) \\
&= \tilde{O}(mk^{-16} + K^2k^{148})
\end{aligned}$$

time where  $K$  is the number of TEMPORARYUPDATES that are not rolled back. For **all**  $D_j^{(\text{chk})}$ s, CHECK is called a total of

$$k\epsilon_{\text{step}}^{-1} \cdot O(\epsilon^{-2}) = O\left(k(k^{-3})^{-1}(k^{-6})^{-2}\right) = O(k^{16})$$

times in Algorithm 9 by Theorem 6.  $K$  is bounded by  $O(k^{16})$  for each  $D_j^{(\text{chk})}$  by Theorem 6. Algorithm 9 is called  $\sqrt{m}/k$  times. The total runtime of all CHECKS is

$$\tilde{O}\left(\sqrt{m}/k \cdot k^{16} \cdot (mk^{-16} + (k^{16})^2 k^{148})\right) = \tilde{O}\left(m^{3/2}k^{-1} + \sqrt{m}k^{195}\right).$$

We next bound the runtimes of operations of  $D^{(\text{loc})}$ . They are:

- INITIALIZE( $G, \mathbf{r}, \epsilon, \beta_{\text{LOCATOR}}, \delta$ ). Initializes the data structure in

$$\begin{aligned}
& \tilde{O}\left(m\beta_{\text{LOCATOR}}^{-4}\delta^{-2}\epsilon^{-2} + m\beta_{\text{LOCATOR}}^{-4}\epsilon^{-4}\right) \\
&= \tilde{O}\left(m(k^{-16})^{-4}(k^{-38})^{-2}(k^{-6})^{-2} + m(k^{-16})^{-4}(k^{-6})^{-4}\right) \\
&= \tilde{O}(mk^{152}).
\end{aligned}$$

By Lemma 7.5,  $D^{(\text{loc})}$  is reinitialized

$$\tilde{O}\left(\epsilon_{\text{solve}}^{-1}\beta_{\text{LOCATOR}}^{-1/2}\right) = \tilde{O}\left((k^{-3})^{-1}(k^{-16})^{-1/2}\right) = \tilde{O}(k^{11}) \quad (10)$$

times. The total time cost is

$$\tilde{O}(mk^{152} \cdot k^{11}) = \tilde{O}(mk^{163}).$$

- UPDATE( $e, \mathbf{r}^{\text{new}}$ ). Runs in amortized

$$\begin{aligned}
& \tilde{O}\left(\delta m\epsilon^{-3} + \beta_{\text{LOCATOR}}^{-6}\delta^{-2}\epsilon^{-2}\right) \\
&= \tilde{O}\left(k^{-38}m(k^{-6})^{-3} + (k^{-16})^{-6}(k^{-38})^{-2}(k^{-6})^{-2}\right) \\
&= \tilde{O}(mk^{-20} + k^{184})
\end{aligned}$$

time. By Lemma 7.6 the number of calls to  $D^{(\text{loc})}$ .UPDATE between two reinitializations is at most

$$\tilde{O}\left(\sqrt{\beta_{\text{LOCATOR}}\delta^{-1}\epsilon m}\right) = \tilde{O}\left(\sqrt{k^{-16}(k^{-38})^{-1}k^{-6}m}\right) = \tilde{O}(\sqrt{m}k^8)$$

while there are  $\tilde{O}(k^{11})$  reinitializations (see (10)). Thus, the total time cost of all UPDATE is

$$\tilde{O}\left(k^{11} \cdot \sqrt{m}k^8 \cdot (mk^{-20} + k^{184})\right) = \tilde{O}\left(m^{3/2}k^{-1} + \sqrt{m}k^{203}\right).$$

- BATCHUPDATE( $S, \mathbf{r}^{\text{new}} \in \mathbb{R}_{>0}^S$ ). Runs in

$$\tilde{O}(m\epsilon^{-2} + |S|\beta_{\text{LOCATOR}}^{-2}\epsilon^{-2}) = \tilde{O}\left(m(k^{-6})^{-2} + |S|(k^{-16})^{-2}(k^{-6})^{-2}\right) = \tilde{O}(mk^{12} + |S|k^{44})$$

time. This occurs in line 19 and 23 of FINDFEASIBLEFLOW (Algorithm 10). We bound the number of times these two lines are called. Between two reinitializations, of which there are  $\tilde{O}(k^{11})$ , line 19 and 23 are called

$$\tilde{O}\left(\frac{\epsilon_{\text{solve}}\sqrt{\beta_{\text{LOCATOR}}m/k}}{\epsilon_{\text{solve}}\sqrt{\delta^{-1}\epsilon/k}}\right) = \tilde{O}\left(\frac{k^{-3}\sqrt{k^{-16}m/k}}{k^{-3}\sqrt{(k^{-38})^{-1}k^{-6}/k}}\right) = \sqrt{mk}^{-24}$$

times, as exactly one of them is called only if  $i$  is a multiple of  $c\epsilon_{\text{solve}}\sqrt{\delta^{-1}\epsilon/k}$ . Also, a total of  $\beta_{\text{LOCATOR}}m = mk^{-16}$  edges is updated due to Lemma 7.2 between two reinitializations. There are  $O(k^{11})$  reinitializations (see (10)). Thus, the total cost is bounded by

$$\begin{aligned} & \tilde{O}(k^{11} \cdot (\sqrt{mk}^{-24} \cdot mk^{12} + mk^{-16}k^{44})) \\ & = \tilde{O}(m^{3/2}k^{-1} + mk^{39}). \end{aligned}$$

- LOCATE(). Runs in

$$\tilde{O}(\beta_{\text{LOCATOR}}m\epsilon^{-2}) = \tilde{O}\left((k^{-16})m(k^{-6})^{-2}\right) = \tilde{O}(mk^{-4})$$

time. In each call to RECENTERINGBATCH, LOCATE is called

$$O(k\epsilon_{\text{solve}}^{-1}) = O\left(k(k^{-3})^{-1}\right) = O(k^4)$$

times by Theorem 6. As there are  $\sqrt{m}/k$  calls to RECENTERINGBATCH, LOCATE is called

$$\tilde{O}(k^4 \cdot \sqrt{m}/k) = \tilde{O}(\sqrt{mk}^3)$$

times for total time

$$\tilde{O}(\sqrt{mk}^3 \cdot mk^{-4}) = \tilde{O}(m^{3/2}k^{-1}).$$

Accumulating all the costs above gives an overall bound of

$$\tilde{O}(mk^{163} + m^{3/2}/k + \sqrt{mk}^{203}).$$

While there are a few basic arithmetic and set operations in FINDFEASIBLEFLOW as well, the time cost of the operations to  $D_j^{(\text{chk})}$  and  $D^{(\text{loc})}$  dominates the final runtime. For the choice  $k = m^{1/328}$ , the final runtime is  $\tilde{O}(m^{\frac{3}{2} - \frac{1}{328}})$  as desired.  $\square$

## Acknowledgments

Yang P. Liu was supported by the Department of Defense (DoD) through the National Defense Science and Engineering Graduate Fellowship (NDSEG) Program. Richard Peng is supported by the National Science Foundation (NSF) under Grant No. 1846218.

We thank Jan van den Brand, Arun Jambulapati, Yin Tat Lee, and Aaron Sidford for helpful discussions and pointing out typos in an earlier version of this manuscript. We especially thank Aaron Sidford for discussions during which an error in the handling of adaptivity and randomness in the original version of this manuscript was pointed out.

## References

- [Ach03] Dimitris Achlioptas. Database-friendly random projections: Johnson-lindenstrauss with binary coins. *Journal of Computer and System Sciences*, 66(4):671–687, 2003.
- [ADK<sup>+</sup>16] Ittai Abraham, David Durfee, Ioannis Koutis, Sebastian Krinninger, and Richard Peng. On fully dynamic graph sparsifiers. In *57th IEEE Annual Symposium on Foundations of Computer Science, FOCS 2016, Hyatt Regency, New Brunswick, New Jersey, USA, October 9-11, 2016*, pages 335–344. IEEE Computer Society, 2016. Available at <https://arxiv.org/abs/1604.02094>.
- [AO91] Ravindra K Ahuja and James B Orlin. Distance-directed augmenting path algorithms for maximum flow and parametric maximum flow problems. *Naval Research Logistics*, 38(3):413–430, 1991.
- [BBG<sup>+</sup>20] Aaron Bernstein, Jan van den Brand, Maximilian Probst Gutenberg, Danupon Nanongkai, Thatchaphol Saranurak, Aaron Sidford, and He Sun. Fully-dynamic graph sparsifiers against an adaptive adversary. *CoRR*, abs/2004.08432, 2020. Available at <https://arxiv.org/abs/2004.08432>.
- [BHN16] Sayan Bhattacharya, Monika Henzinger, and Danupon Nanongkai. New deterministic approximation algorithms for fully dynamic matching. In *Proceedings of the 48th Annual ACM SIGACT Symposium on Theory of Computing, STOC 2016, Cambridge, MA, USA, June 18-21, 2016*, pages 398–411. ACM, 2016. Available at <https://arxiv.org/abs/1604.05765>.
- [BLL<sup>+</sup>21] Jan van den Brand, Yin Tat Lee, Yang P. Liu, Thatchaphol Saranurak, Aaron Sidford, Zhao Song, and Di Wang. Minimum cost flows, MDPs, and  $\ell_1$ -regression in nearly linear time for dense instances. *CoRR*, abs/2101.05719, 2021. Available at <https://arxiv.org/abs/2101.05719>.
- [BLN<sup>+</sup>20] Jan van den Brand, Yin Tat Lee, Danupon Nanongkai, Richard Peng, Thatchaphol Saranurak, Aaron Sidford, Zhao Song, and Di Wang. Bipartite matching in nearly-linear time on moderately dense graphs. In *61st IEEE Annual Symposium on Foundations of Computer Science, FOCS 2020, Durham, NC, USA, November 16-19, 2020*, pages 919–930, 2020.
- [BLSS20] Jan van den Brand, Yin Tat Lee, Aaron Sidford, and Zhao Song. Solving tall dense linear programs in nearly linear time. In *Proceedings of the 52nd Annual ACM SIGACT Symposium on Theory of Computing, STOC 2020, Chicago, IL, USA, June 22-26, 2020*, pages 775–788. ACM, 2020. Available at <https://arxiv.org/abs/2002.02304>.
- [Bra20] Jan van den Brand. A deterministic linear program solver in current matrix multiplication time. In *Proceedings of the Thirty-First Annual ACM-SIAM Symposium on Discrete Algorithms, SODA 2020, Salt Lake City, UT, USA, January 5-8, 2020*, pages 259–278. SIAM, 2020. Available at <https://arxiv.org/abs/1910.11957>.
- [BS15] Aaron Bernstein and Cliff Stein. Fully dynamic matching in bipartite graphs. In *Automata, Languages, and Programming - 42nd International Colloquium, ICALP 2015, Kyoto, Japan, July 6-10, 2015, Proceedings, Part I*, volume 9134 of *Lecture Notes in Computer Science*, pages 167–179. Springer, 2015. Available at <https://arxiv.org/abs/1506.07076>.
- [CGH<sup>+</sup>20] Li Chen, Gramoz Goranci, Monika Henzinger, Richard Peng, and Thatchaphol Saranurak. Fast dynamic cuts, distances and effective resistances via vertex sparsifiers. In *61st IEEE Annual Symposium on Foundations of Computer Science, FOCS 2020, Durham, NC, USA, November 16-19, 2020*, pages 1135–1146. IEEE, 2020. Available at <https://arxiv.org/abs/2005.02368>.
- [CGL<sup>+</sup>20] Julia Chuzhoy, Yu Gao, Jason Li, Danupon Nanongkai, Richard Peng, and Thatchaphol Saranurak. A deterministic algorithm for balanced cut with applications to dynamic connectivity, flows, and beyond. In *61st IEEE Annual Symposium on Foundations of Computer Science*,



- FOCS 2020, Durham, NC, USA, November 16-19, 2020*, pages 1158–1167. IEEE, 2020. Available at <https://arxiv.org/abs/1910.08025>.
- [CKK<sup>+</sup>18] Michael B. Cohen, Jonathan A. Kelner, Rasmus Kyng, John Peebles, Richard Peng, Anup B. Rao, and Aaron Sidford. Solving directed Laplacian systems in nearly-linear time through sparse LU factorizations. In *59th IEEE Annual Symposium on Foundations of Computer Science, FOCS 2018, Paris, France, October 7-9, 2018*, pages 898–909. IEEE Computer Society, 2018. Available at <https://arxiv.org/abs/1811.10722>.
- [CKM<sup>+</sup>11] Paul Christiano, Jonathan A. Kelner, Aleksander Madry, Daniel A. Spielman, and Shang-Hua Teng. Electrical flows, Laplacian systems, and faster approximation of maximum flow in undirected graphs. In *Proceedings of the 43rd ACM Symposium on Theory of Computing, STOC 2011, San Jose, CA, USA, June 6-8 2011*, pages 273–282. ACM, 2011. Available at <https://arxiv.org/abs/1010.2921>.
- [CKM<sup>+</sup>14] Michael B. Cohen, Rasmus Kyng, Gary L. Miller, Jakub W. Pachocki, Richard Peng, Anup B. Rao, and Shen Chen Xu. Solving SDD linear systems in nearly  $m \log^{1/2} n$  time. In *Proceedings of the 46th Annual ACM Symposium on Theory of Computing, STOC 2014, New York, NY, USA, June 1-3, 2014*, pages 343–352, 2014.
- [CLRS09] Thomas H. Cormen, Charles E. Leiserson, Ronald L. Rivest, and Clifford Stein. *Introduction to Algorithms, 3rd Edition*. MIT Press, 2009.
- [CLS19] Michael B. Cohen, Yin Tat Lee, and Zhao Song. Solving linear programs in the current matrix multiplication time. In *Proceedings of the 51st Annual ACM SIGACT Symposium on Theory of Computing, STOC 2019, Phoenix, AZ, USA, June 23-26, 2019*, pages 938–942. ACM, 2019. Available at <https://arxiv.org/abs/1810.07896>.
- [CMSV17] Michael B. Cohen, Aleksander Madry, Piotr Sankowski, and Adrian Vladu. Negative-weight shortest paths and unit capacity minimum cost flow in  $\tilde{O}(m^{10/7} \log W)$  time (extended abstract). In *Proceedings of the Twenty-Eighth Annual ACM-SIAM Symposium on Discrete Algorithms, SODA 2017, Barcelona, Spain, Hotel Porta Fira, January 16-19*, pages 752–771. SIAM, 2017. Available at <https://arxiv.org/abs/1605.01717>.
- [DFGX18] David Durfee, Matthew Fahrbach, Yu Gao, and Tao Xiao. Nearly tight bounds for sandpile transience on the grid. In *Proceedings of the Twenty-Ninth Annual ACM-SIAM Symposium on Discrete Algorithms, SODA 2018, New Orleans, LA, USA, January 7-10, 2018*, pages 605–624. SIAM, 2018. Available at <https://arxiv.org/abs/1704.04830>.
- [DGGP19] David Durfee, Yu Gao, Gramoz Goranci, and Richard Peng. Fully dynamic spectral vertex sparsifiers and applications. In *Proceedings of the 51st Annual ACM SIGACT Symposium on Theory of Computing, STOC 2019, Phoenix, AZ, USA, June 23-26, 2019*, pages 914–925. ACM, 2019. Available at <https://arxiv.org/abs/1906.10530>.
- [Din70] E.A. Dinic. Algorithm for solution of a problem of maximum flow in networks with power estimation. *Soviet Mathematics Doklady*, 11:1277–1280, 1970.
- [DS84] Peter G. Doyle and J. Laurie Snell. *Random Walks and Electric Networks*. Mathematical Association of America, 1984. Available at <https://arxiv.org/abs/math/0001057>.
- [DS08] Samuel I. Daitch and Daniel A. Spielman. Faster approximate lossy generalized flow via interior point algorithms. In *Proceedings of the 40th annual ACM Symposium on Theory of Computing, STOC 2008, Victoria, BC, Canada, May 17-20, 2008*, pages 451–460, New York, NY, USA, 2008. ACM. Available at <http://arxiv.org/abs/0803.0988>.
- [EK72] Jack Edmonds and Richard M. Karp. Theoretical improvements in algorithmic efficiency for network flow problems. *Journal of the ACM*, 19(2):248–264, April 1972.

- [ET75] Shimon Even and R Endre Tarjan. Network flow and testing graph connectivity. *SIAM Journal on Computing*, 4(4):507–518, 1975.
- [FG19] Sebastian Forster and Gramoz Goranci. Dynamic low-stretch trees via dynamic low-diameter decompositions. In *Proceedings of the 51st Annual ACM SIGACT Symposium on Theory of Computing, STOC 2019, Phoenix, AZ, USA, June 23-26, 2019*, pages 377–388. ACM, 2019. Available at <https://arxiv.org/abs/1804.04928>.
- [FGL<sup>+</sup>20] Sebastian Forster, Gramoz Goranci, Yang P. Liu, Richard Peng, Xiaorui Sun, and Mingquan Ye. Minor sparsifiers and the distributed Laplacian paradigm, 2020. Available at <https://arxiv.org/abs/2012.15675>.
- [FMP<sup>+</sup>18] Matthew Fahrbach, Gary L. Miller, Richard Peng, Saurabh Sawlani, Junxing Wang, and Shen Chen Xu. Graph sketching against adaptive adversaries applied to the minimum degree algorithm. In *59th IEEE Annual Symposium on Foundations of Computer Science, FOCS 2018, Paris, France, October 7-9, 2018*, pages 101–112. IEEE Computer Society, 2018. Available at <https://arxiv.org/abs/1804.04239>.
- [GG11] Eran Gat and Shafi Goldwasser. Probabilistic search algorithms with unique answers and their cryptographic applications. *Electronic Colloquium on Computational Complexity (ECCC)*, 18:136, 2011. Available at <https://eccc.weizmann.ac.il/report/2011/136/>.
- [GGR13] Oded Goldreich, Shafi Goldwasser, and Dana Ron. On the possibilities and limitations of pseudodeterministic algorithms. In *Proceedings of the 4th Conference on Innovations in Theoretical Computer Science, ITCS '13*, pages 127–138, New York, NY, USA, 2013. ACM.
- [GHP17] Gramoz Goranci, Monika Henzinger, and Pan Peng. The power of vertex sparsifiers in dynamic graph algorithms. In *25th Annual European Symposium on Algorithms, ESA 2017, September 4-6, 2017, Vienna, Austria*, volume 87 of *LIPIcs*, pages 45:1–45:14. Schloss Dagstuhl - Leibniz-Zentrum für Informatik, 2017. Available at <https://arxiv.org/abs/1712.06473>.
- [GHP18] Gramoz Goranci, Monika Henzinger, and Pan Peng. Dynamic effective resistances and approximate schur complement on separable graphs. In *26th Annual European Symposium on Algorithms, ESA 2018, August 20-22, 2018, Helsinki, Finland*, volume 112 of *LIPIcs*, pages 40:1–40:15. Schloss Dagstuhl - Leibniz-Zentrum für Informatik, 2018. Available at <https://arxiv.org/abs/1802.09111>.
- [GN80] Zvi Galil and Amnon Naamad. An  $O(EV \log^2 V)$  algorithm for the maximal flow problem. *Journal of Computer and System Sciences*, 21(2):203–217, 1980.
- [Gor19] Gramoz Goranci. Dynamic graph algorithms and graph sparsification: New techniques and connections. *CoRR*, abs/1909.06413, 2019. Available at <https://arxiv.org/abs/1909.06413>.
- [GP13] Manoj Gupta and Richard Peng. Fully dynamic  $(1 + \epsilon)$ -approximate matchings. In *54th Annual IEEE Symposium on Foundations of Computer Science, FOCS 2013, Berkeley, CA, USA, October 26-29, 2013*, pages 548–557, 2013. Available at <http://arxiv.org/abs/1304.0378>.
- [GR98] Andrew V. Goldberg and Satish Rao. Beyond the flow decomposition barrier. *Journal of the ACM*, 45(5):783–797, 1998. Announced at FOCS'97.
- [GT88] Andrew V. Goldberg and Robert Endre Tarjan. A new approach to the maximum-flow problem. *J. ACM*, 35(4):921–940, 1988.
- [GT14] Andrew V Goldberg and Robert E Tarjan. Efficient maximum flow algorithms. *Communications of the ACM*, 57(8):82–89, 2014. Available at <https://cacm.acm.org/magazines/2014/8/177011-efficient-maximum-flow-algorithms>.
- [HK73] John E Hopcroft and Richard M Karp. A  $n^{5/2}$  algorithm for maximum matchings in bipartite graphs. *SIAM Journal on Computing*, 2(4):225–231, 1973.

- [HKN18] Monika Henzinger, Sebastian Krinninger, and Danupon Nanongkai. Decremental single-source shortest paths on undirected graphs in near-linear total update time. *Journal of the ACM*, 65(6):36:1–36:40, 2018. Available at <https://arxiv.org/abs/1512.08148>.
- [JKL<sup>+</sup>20] Haotian Jiang, Tarun Kathuria, Yin Tat Lee, Swati Padmanabhan, and Zhao Song. A faster interior point method for semidefinite programming. In *61st IEEE Annual Symposium on Foundations of Computer Science, FOCS 2020, Durham, NC, USA, November 16-19, 2020*, pages 910–918. IEEE, 2020. Available at: <https://arxiv.org/abs/2009.10217>.
- [JS20] Wenyu Jin and Xiaorui Sun. Fully dynamic c-edge connectivity in subpolynomial time. *CoRR*, abs/2004.07650, 2020. Available at <https://arxiv.org/abs/2004.07650>.
- [Kar73] Alexander V Karzanov. On finding maximum flows in networks with special structure and some applications. *Matematicheskie Voprosy Upravleniya Proizvodstvom*, 5:81–94, 1973.
- [Kar74] Alexander Karzanov. Determining the maximal flow in a network by the method of preflows. *Doklady Mathematics*, 15:434–437, 02 1974.
- [Kar84] N Karmarkar. A new polynomial-time algorithm for linear programming. *Combinatorica*, 4(4):373–395, 1984.
- [KLOS14] Jonathan A. Kelner, Yin Tat Lee, Lorenzo Orecchia, and Aaron Sidford. An almost-linear-time algorithm for approximate max flow in undirected graphs, and its multicommodity generalizations. In *Proceedings of the Twenty-Fifth Annual ACM-SIAM Symposium on Discrete Algorithms, SODA 2014, Portland, OR, USA, January 5-7, 2014*, pages 217–226, 2014. Available at <https://arxiv.org/abs/1304.2338>.
- [KLP<sup>+</sup>16] Rasmus Kyng, Yin Tat Lee, Richard Peng, Sushant Sachdeva, and Daniel A. Spielman. Sparsified Cholesky and multigrid solvers for connection Laplacians. In *Proceedings of the 48th Annual ACM SIGACT Symposium on Theory of Computing, STOC 2016, Cambridge, MA, USA, June 18-21, 2016*, pages 842–850, 2016. Available at <https://arxiv.org/abs/1512.01892>.
- [KLS20] Tarun Kathuria, Yang P. Liu, and Aaron Sidford. Unit capacity maxflow in almost  $O(m^{4/3})$  time. In *61st IEEE Annual Symposium on Foundations of Computer Science, FOCS 2020, Durham, NC, USA, November 16-19, 2020*, pages 119–130. IEEE, 2020.
- [KMP10] Ioannis Koutis, Gary L. Miller, and Richard Peng. Approaching optimality for solving SDD linear systems. In *51th IEEE Annual Symposium on Foundations of Computer Science, FOCS 2010, Las Vegas, NV, USA, October 23-26, 2010*, pages 235–244, 2010. Available at <https://arxiv.org/abs/1003.2958>.
- [KMP11] Ioannis Koutis, Gary L. Miller, and Richard Peng. A nearly- $m \log n$  time solver for SDD linear systems. In *52nd IEEE Annual Symposium on Foundations of Computer Science, FOCS 2011, Palm Springs, CA, USA, October 22-25, 2011*, pages 590–598, 2011. Available at <https://arxiv.org/abs/1102.4842>.
- [KNPW11] Daniel M. Kane, Jelani Nelson, Ely Porat, and David P. Woodruff. Fast moment estimation in data streams in optimal space. In *Proceedings of the 43rd ACM Symposium on Theory of Computing, STOC 2011, San Jose, CA, USA, June 6-8 2011*, pages 745–754. ACM, 2011. Available at <https://arxiv.org/abs/1007.4191>.
- [KOSA13] Jonathan A. Kelner, Lorenzo Orecchia, Aaron Sidford, and Zeyuan Allen Zhu. A simple, combinatorial algorithm for solving SDD systems in nearly-linear time. In *Proceedings of the 45th Annual ACM Symposium on Theory of Computing, STOC 2013, Palo Alto, CA, USA, June 1-4, 2013*, pages 911–920, 2013. Available at <https://arxiv.org/abs/1301.6628>.
- [KP15] Donggu Kang and James Payor. Flow rounding, 2015. Available at <https://arxiv.org/abs/1507.08139>.

- [KPSW19] Rasmus Kyng, Richard Peng, Sushant Sachdeva, and Di Wang. Flows in almost linear time via adaptive preconditioning. In *Proceedings of the 51st Annual ACM SIGACT Symposium on Theory of Computing, STOC 2019, Phoenix, AZ, USA, June 23-26, 2019*, pages 902–913. ACM, 2019. Available at <https://arxiv.org/abs/1906.10340>.
- [KRT94] V. King, S. Rao, and R. Tarjan. A faster deterministic maximum flow algorithm. *Journal of Algorithms*, 17(3):447–474, 1994.
- [KS16] Rasmus Kyng and Sushant Sachdeva. Approximate gaussian elimination for Laplacians - fast, sparse, and simple. In *57th IEEE Annual Symposium on Foundations of Computer Science, FOCS 2016, Hyatt Regency, New Brunswick, NJ, USA, October 9-11, 2016*, pages 573–582, 2016. Available at <https://arxiv.org/abs/1605.02353>.
- [Lin09] Henry Lin. Reducing directed max flow to undirected max flow. *Unpublished Manuscript*, 4(2), 2009.
- [LS] Yin Tat Lee and Aaron Sidford. Personal communication.
- [LS15] Yin Tat Lee and Aaron Sidford. Efficient inverse maintenance and faster algorithms for linear programming. In *56th IEEE Annual Symposium on Foundations of Computer Science, FOCS 2015, Berkeley, CA, USA, October 17-20, 2015*, pages 230–249. IEEE Computer Society, 2015. Available at <https://arxiv.org/abs/1503.01752>.
- [LS19] Yin Tat Lee and Aaron Sidford. Solving linear programs with  $\sqrt{\text{rank}}$  linear system solves. *CoRR*, abs/1910.08033, 2019.
- [LS20a] Yang P. Liu and Aaron Sidford. Faster divergence maximization for faster maximum flow. *CoRR*, abs/2003.08929, 2020. Available at <https://arxiv.org/abs/2003.08929>.
- [LS20b] Yang P. Liu and Aaron Sidford. Faster energy maximization for faster maximum flow. In *Proceedings of the 52nd Annual ACM SIGACT Symposium on Theory of Computing, STOC 2020, Chicago, IL, USA, June 22-26, 2020*, pages 803–814. ACM, 2020. Available at <https://arxiv.org/abs/1910.14276>.
- [Mad13] Aleksander Madry. Navigating central path with electrical flows: From flows to matchings, and back. In *54th IEEE Annual Symposium on Foundations of Computer Science, FOCS 2013, Berkeley, CA, USA, October 26-29, 2013*, pages 253–262. IEEE Computer Society, 2013. Available at <https://arxiv.org/abs/1307.2205>.
- [Mad16] Aleksander Madry. Computing maximum flow with augmenting electrical flows. In *57th IEEE Annual Symposium on Foundations of Computer Science, FOCS 2016, 9-11 October 2016, Hyatt Regency, New Brunswick, New Jersey, USA*, pages 593–602. IEEE Computer Society, 2016. Available at <https://arxiv.org/abs/1608.06016>.
- [NS17] Danupon Nanongkai and Thatchaphol Saranurak. Dynamic spanning forest with worst-case update time: adaptive, Las Vegas, and  $O(n^{1/2-\epsilon})$ -time. In *Proceedings of the 49th Annual ACM SIGACT Symposium on Theory of Computing, STOC 2017, Montreal, QC, Canada, June 19-23, 2017*, pages 1122–1129, 2017. Available at <https://arxiv.org/abs/1611.03745>.
- [NSW17] Danupon Nanongkai, Thatchaphol Saranurak, and Christian Wulff-Nilsen. Dynamic minimum spanning forest with subpolynomial worst-case update time. In *58th IEEE Annual Symposium on Foundations of Computer Science, FOCS 2017, Berkeley, CA, USA, October 15-17, 2017*, pages 950–961. IEEE Computer Society, 2017. Available at <https://arxiv.org/abs/1708.03962>.
- [OR10] Krzysztof Onak and Ronitt Rubinfeld. Maintaining a large matching and a small vertex cover. In *Proceedings of the 42nd ACM Symposium on Theory of Computing, STOC 2010, Cambridge, MA, USA, June 5-8 2010*, pages 457–464. ACM, 2010. Available at <http://people.csail.mit.edu/ronitt/papers/01-maintaining.pdf>.

- [Orl13] James B. Orlin. Max flows in  $O(nm)$  time, or better. In *Proceedings of the 45th Annual ACM Symposium on Theory of Computing, STOC 2013, Palo Alto, CA, USA, June 1-4, 2013*, pages 765–774. ACM, 2013.
- [Pen16] Richard Peng. Approximate undirected maximum flows in  $O(m\text{polylog}(n))$  time. In *Proceedings of the Twenty-Seventh Annual ACM-SIAM Symposium on Discrete Algorithms, SODA 2016, Arlington, VA, USA, January 10-12, 2016*, pages 1862–1867. SIAM, 2016.
- [PSS19] Richard Peng, Bryce Sandlund, and Daniel Dominic Sleator. Optimal offline dynamic 2, 3-edge/vertex connectivity. In *Algorithms and Data Structures - 16th International Symposium, WADS 2019, Edmonton, AB, Canada, August 5-7, 2019*, volume 11646 of *Lecture Notes in Computer Science*, pages 553–565. Springer, 2019. Available at <https://arxiv.org/abs/1708.03812>.
- [Ren88] James Renegar. A polynomial-time algorithm, based on newton’s method, for linear programming. *Mathematical Programming*, 40(1-3):59–93, 1988.
- [Sch18] Aaron Schild. An almost-linear time algorithm for uniform random spanning tree generation. In *Proceedings of the 50th Annual ACM SIGACT Symposium on Theory of Computing, STOC 2018, Los Angeles, CA, USA, June 25-29, 2018*, pages 214–227. ACM, 2018. Available at <https://arxiv.org/abs/1711.06455>.
- [She13] Jonah Sherman. Nearly maximum flows in nearly linear time. In *54th IEEE Annual Symposium on Foundations of Computer Science, FOCS 2013, Berkeley, CA, USA, October 26-29, 2013*, pages 263–269, 2013. Available at <https://arxiv.org/abs/1304.2077>.
- [She17] Jonah Sherman. Generalized preconditioning and undirected minimum-cost flow. In *Proceedings of the Twenty-Eighth Annual ACM-SIAM Symposium on Discrete Algorithms, SODA 2017, Barcelona, Spain, Hotel Porta Fira, January 16-19*, pages 772–780. SIAM, 2017. Available at <https://arxiv.org/abs/1606.07425>.
- [SRS18] Aaron Schild, Satish Rao, and Nikhil Srivastava. Localization of electrical flows. In *Proceedings of the Twenty-Ninth Annual ACM-SIAM Symposium on Discrete Algorithms, SODA 2018, New Orleans, LA, USA, January 7-10, 2018*, pages 1577–1584. SIAM, 2018. Available at <https://arxiv.org/abs/1708.01632>.
- [ST83] Daniel D Sleator and Robert Endre Tarjan. A data structure for dynamic trees. *Journal of Computer and System Sciences*, 26(3):362–391, 1983. Announced at STOC’81.
- [ST04] Daniel A. Spielman and Shang-Hua Teng. Nearly-linear time algorithms for graph partitioning, graph sparsification, and solving linear systems. In *Proceedings of the 36th Annual ACM Symposium on Theory of Computing, STOC 2004, Chicago, IL, USA, June 13-16, 2004*, pages 81–90, 2004. Available at <https://arxiv.org/abs/0809.3232>, <https://arxiv.org/abs/0808.4134>, <https://arxiv.org/abs/cs/0607105>.
- [ST11] Daniel A Spielman and Shang-Hua Teng. Spectral sparsification of graphs. *SIAM Journal on Computing*, 40(4):981–1025, 2011. Available at <https://arxiv.org/abs/0808.4134>.
- [ST18] Aaron Sidford and Kevin Tian. Coordinate methods for accelerating  $\ell_\infty$  regression and faster approximate maximum flow. In *59th IEEE Annual Symposium on Foundations of Computer Science, FOCS 2018, Paris, France, October 7-9, 2018*, pages 922–933, 2018. Available at <https://arxiv.org/abs/1808.01278>.
- [Sto05] Arne Storjohann. The shifted number system for fast linear algebra on integer matrices. *Journal of Complexity*, 21(4):609–650, 2005. Available at <https://cs.uwaterloo.ca/~astorjoh/shifted.pdf>.

- [SW19] Thatchaphol Saranurak and Di Wang. Expander decomposition and pruning: Faster, stronger, and simpler. In *Proceedings of the Thirtieth Annual ACM-SIAM Symposium on Discrete Algorithms, SODA 2019, San Diego, California, USA, January 6-9, 2019*, pages 2616–2635. SIAM, 2019. Available at <https://arxiv.org/abs/1812.08958>.
- [Vai89] Pravin M. Vaidya. Speeding-up linear programming using fast matrix multiplication (extended abstract). In *30th IEEE Annual Symposium on Foundations of Computer Science, FOCS 1989, Research Triangle Park, NC, USA, October 30 - November 1, 1989*, pages 332–337. IEEE Computer Society, 1989.
- [Vai90] Pravin M Vaidya. An algorithm for linear programming which requires  $O(((m+n)n^2 + (m+n)^{1.5}n)L)$  arithmetic operations. *Mathematical Programming*, 47(1-3):175–201, 1990.
- [vdB21] Jan van den Brand. Unifying matrix data structures: Simplifying and speeding up iterative algorithms. In *4th Symposium on Simplicity in Algorithms, SOSA 2021, Virtual Conference, January 11-12, 2021*, pages 1–13. SIAM, 2021. Available at <https://arxiv.org/abs/2010.13888>.
- [Wul17] Christian Wulff-Nilsen. Fully-dynamic minimum spanning forest with improved worst-case update time. In *Proceedings of the 49th Annual ACM SIGACT Symposium on Theory of Computing, STOC 2017, Montreal, QC, Canada, June 19-23, 2017*, pages 1130–1143, 2017. Available at <https://arxiv.org/abs/1611.02864>.

## A Omitted Proofs

### A.1 Proof of Lemma 4.6

*Proof.* Note that by definition,  $p_v^{C \cup \{v\}}(u) = p_v^C(u)$  for any  $C \subseteq V$ . We let  $C$  be the set of endpoints of  $\beta m$  edges chosen randomly. Then a set of  $\Omega(\beta^{-1} \log m)$  distinct vertices intersects  $C$  with high probability. Let  $F = V \setminus C$ .

Let  $\text{dis}(u, C)$  be the expected number of distinct vertices visited by a random walk from  $u$  to  $C$ . For any  $C$ , we have

$$\sum_{v \in F} \sum_{u \in F} \mathbf{deg}_u p_v^C(u) \leq \sum_{u \in F} \text{dis}(u, C) \cdot \mathbf{deg}_u \quad (11)$$

by double counting. Because of the distribution of  $C$ ,  $\text{dis}(u, C) = \tilde{O}(\beta^{-1})$  with high probability for every  $u \in F$  by a union bound. Thus  $\sum_{u \in F} (\text{dis}(u, C)) \cdot \mathbf{deg}_u = \tilde{O}(m\beta^{-1})$ .

We choose

$$D = C \cup \left\{ v : v \in F \text{ and } \sum_{u \in F} \mathbf{deg}_u p_v^C(u) \geq h \right\}$$

where  $h = \Omega(\beta^{-2} \text{polylog } n)$  has a large enough polylog factor such that

$$\left( \sum_{u \in F} \text{dis}(u, C) \cdot \mathbf{deg}_u \right) / h \leq \beta m.$$

By Markov’s inequality and (11), there are at most  $\beta m$  vertices in  $D \setminus C$ . To see that  $D$  is a valid choice of  $\hat{C}$ , note that for any  $v \in V \setminus D$  we have

$$\sum_{u \in F} \mathbf{deg}_u p_v^D(u) \leq \sum_{u \in F} \mathbf{deg}_u p_v^C(u) = O(h) = \tilde{O}(\beta^{-2})$$

as desired. To make the proof algorithmic, we need to calculate  $\sum_{u \in F} \mathbf{deg}_u p_v^C(u)$  for every  $v \notin C$ . This can be achieved by sampling: Let  $\rho = O(\log n)$  be the sampling overhead. We sample  $\mathbf{deg}_u \cdot \rho$  random walks from each  $u \in F$  to  $C$  by the method in Lemma 5.15. We estimate the value of  $\sum_{u \in F} \mathbf{deg}_u p_v^C(u)$  by

$$\tilde{\rho}_v \stackrel{\text{def}}{=} \frac{\text{number of random walks that hit } v}{\rho}.$$

We will prove that if  $\sum_{u \in F} \mathbf{deg}_u p_v^C(u) \geq h$ , with high probability,

$$\left| \tilde{\rho}_v - \sum_{u \in F} \mathbf{deg}_u p_v^C(u) \right| \leq \frac{1}{2} \sum_{u \in F} \mathbf{deg}_u p_v^C(u). \quad (12)$$

Assuming the property above, we may choose

$$\widehat{C} = C \cup \{v \mid v \notin C \wedge \tilde{\rho}_v \geq h/2\}$$

as the desired set with high probability because

1. With high probability,  $D \subseteq \widehat{C}$ .
2. With high probability,  $\sum_{v \in V \setminus C} \tilde{\rho}_v = \tilde{O}(m\beta^{-1})$ . Then  $|\widehat{C}| \leq \tilde{O}(m\beta^{-1})/(t/2) = O(m\beta)$ .

Next we prove (12). We fix some  $v \in V \setminus C$ . For each random walk we sample, we create one random variable that is  $\frac{1}{\rho}$  if it hits  $v$  and 0 otherwise. Then  $\tilde{\rho}_v$  is the sum of the random variables and the expected value of  $\tilde{\rho}_v$  is exactly  $\sum_{u \in F} \mathbf{deg}_u p_v^C(u)$ .

By a corollary of Bernstein's inequality (Lemma 5.9), we have

$$\begin{aligned} \Pr_{\text{random walks}} \left[ \left| \tilde{\rho}_v - \sum_{u \in F} \mathbf{deg}_u p_v^C(u) \right| > \frac{1}{2} \sum_{u \in F} \mathbf{deg}_u p_v^C(u) \right] \\ \leq 2 \exp \left( - \frac{((\sum_{u \in F} \mathbf{deg}_u \cdot p_v^C(u) / 2)^2)}{6 (\sum_{u \in F} \mathbf{deg}_u \cdot p_v^C(u) / \rho)} \right) = n^{-\Omega(1)} \end{aligned}$$

for any vertex  $v$  satisfying  $\sum_{u \in F} \mathbf{deg}_u p_v^C(u) \geq h$ . □

## A.2 Proof of Lemma 5.1

*Proof.* We follow the proof of [KNPW11].

Form an  $O(\log m)$  depth binary tree over  $[m]$ . These correspond to intervals on  $[m]$ , and the children of every node/interval have approximately half its length.

In each level, sample  $O(\epsilon^{-2} \log m)$  random subsets of the nodes/intervals at that level, where each node is picked with probability  $\epsilon^2/100$ . This way, every subset contains on average  $\epsilon^2$  intervals and  $\Theta(\epsilon^2 m)$  elements, and each interval is in  $\tilde{O}(1)$  sets with high probability.

For each such subset  $S$  sampled, create an 0.1-error  $\ell_2$  sketch by using a variant of the Johnson-Lindenstrauss Lemma [Ach03] using only  $\pm 1$  entries. Precisely, for  $N^{\text{JL}} = O(\log m)$ , we build a  $\pm 1$  matrix  $\mathbf{Q}_S \in \pm 1^{N^{\text{JL}} \times S}$  such that for any vector  $\mathbf{y} \in \mathbb{R}^S$  with high probability we have

$$0.9 \|\mathbf{y}\|_2^2 \leq (N^{\text{JL}})^{-1} \|\mathbf{Q}_S \mathbf{y}\|_2^2 \leq 1.1 \|\mathbf{y}\|_2^2.$$

---

**Algorithm 11:** CONGESTIONREDUCTIONSUBSET.
 

---

```

1 global variables
2    $\beta$ : size of terminals.
3    $C$ : the terminal set.
4    $\rho$ : the sampling overhead.
5    $h$ : threshold of congestion.
6 procedure CONGESTIONREDUCTIONSUBSET( $G, \beta$ )
7    $P \leftarrow$  a random subset of  $E$  with size  $\beta m$ .
8    $C = \bigcup_{e \in P} e$ .
9   Assign  $\mathbf{p}_v \leftarrow 0$  for every  $v \in V$ .
10  for  $u \in V \setminus C$  do
11    for  $1 \leq i \leq \mathit{deg}_u \cdot \rho$  do
12      Sample a random walk  $w$  from  $u$  until it hits  $C$  by Lemma 5.15.
13      for each vertex  $v$  visited by  $w$  do
14         $\mathbf{p}_v \leftarrow \mathbf{p}_v + \frac{1}{\rho}$ .
15  return  $C \cup \{u \mid \mathbf{p}_u \geq h/2\}$ .
```

---

Let the matrix  $\mathbf{Q}$  be the concatenation of these sketch matrices. Accounting for the  $O(\log m)$  levels of the tree, and  $O(\epsilon^{-2} \log m)$  subsets per level gives  $\mathbf{Q} \in \{-1, 0, 1\}^{O(\epsilon^{-2} \log^3 m \times m)}$ .

Now we implement RECOVER. Given  $\mathbf{v}$  with  $\|\mathbf{v} - \mathbf{Q}\mathbf{x}\|_\infty \leq \epsilon/100$ , we show that for any subset  $S$  above, we can estimate  $\|\mathbf{x}_S\|_2^2$  to multiplicative accuracy 0.1, plus additive error  $\epsilon/100$ . Indeed, by the guarantee on  $\mathbf{v}$ , consider the vector  $\mathbf{v}_S \in \mathbb{R}^{N^{\text{JL}}}$  that corresponds to rows for  $\mathbf{Q}_S \mathbf{x}_S$  in  $\mathbf{Q}\mathbf{x}$ , we know that

$$\begin{aligned}
 (N^{\text{JL}})^{-1/2} \|\mathbf{v}_S\|_2 &\leq (N^{\text{JL}})^{-1/2} \|\mathbf{Q}_S \mathbf{x}_S - \mathbf{v}_S\|_2 + (N^{\text{JL}})^{-1/2} \|\mathbf{Q}_S \mathbf{x}_S\| \\
 &\leq \|\mathbf{Q}_S \mathbf{x}_S - \mathbf{v}_S\|_\infty + 1.1 \|\mathbf{x}_S\|_2 \leq \epsilon/100 + 1.1 \|\mathbf{x}_S\|_2.
 \end{aligned} \tag{13}$$

Similarly, we can show that

$$(N^{\text{JL}})^{-1/2} \|\mathbf{v}_S\|_2 \geq 0.9 \|\mathbf{x}_S\|_2 - \epsilon/100. \tag{14}$$

Our algorithm for RECOVER is as follows: we walk down the binary tree, only keeping intervals such that for *every* subset  $S$  containing it, the  $\ell_2$ -norm estimate given by  $(N^{\text{JL}})^{-1/2} \|\mathbf{v}_S\|_2$  is at least  $\epsilon/2$ .

Note that if an interval has  $\ell_2$ -norm at least  $\epsilon$ , then (14) proves that it will be kept with high probability. This shows the correctness of the algorithm.

On the other hand, if an interval has  $\ell_2$ -norm at most  $\epsilon/10$ , then a random subset  $S$  containing that interval has  $\ell_2$  norm at most  $\epsilon/10 + \epsilon/10 = \epsilon/5$  in expectation, as each interval is kept in the subset with probability  $\epsilon^2/100$ , and the total  $\ell_2$  norm is 1. Therefore, by (13), with high probability some subset containing that interval will have  $\ell_2$  norm less than  $\epsilon/2$ .

To analyze the runtime, note that at most  $O(\epsilon^{-2})$  intervals at each level have  $\ell_2$  norm at least  $\epsilon/10$ . Hence, while walking down the binary tree, we process only  $O(\epsilon^{-2})$  intervals per level (i.e. children of intervals we kept at the previous level), and the final list contains  $O(\epsilon^{-2})$  intervals. The



running time is  $O(\log^2 m)$  per interval, times  $O(\log m)$  levels, times  $O(\epsilon^{-2})$  intervals per level, for  $O(\epsilon^{-2} \log^3 m)$  in total.  $\square$

### A.3 Proof of Lemma 5.6

*Proof.* Expressing  $\mathbf{L}_{FF}$  as its diagonal minus adjacency:

$$\mathbf{D}_{FF} - \mathbf{A}_{FF}$$

where  $\mathbf{D}$  denotes degrees in the entire graph, we get

$$\mathbf{L}_{FF}^{-1} = \mathbf{D}_{FF}^{-1} + \mathbf{D}_{FF}^{-1} \mathbf{A}_{FF} \mathbf{D}_{FF}^{-1} + \mathbf{D}_{FF}^{-1} \mathbf{A}_{FF} \mathbf{D}_{FF}^{-1} \mathbf{A}_{FF} \mathbf{D}_{FF}^{-1} + \dots$$

which substituted into the formula for  $\boldsymbol{\pi}^C(\mathbf{d})$  above gives

$$[\boldsymbol{\pi}^C(\mathbf{d})]_v = \mathbf{d}_v - \sum_{t=0}^{\infty} \mathbf{L}_{CF} \mathbf{D}_{FF}^{-1} (\mathbf{A}_{FF} \mathbf{D}_{FF}^{-1})^t \mathbf{d}_F = \mathbf{d}_v + \sum_{t=0}^{\infty} \mathbf{A}_{CF} \mathbf{D}_{FF}^{-1} (\mathbf{A}_{FF} \mathbf{D}_{FF}^{-1})^t \mathbf{d}_F$$

where the last equality uses  $\mathbf{A}_{CF} = -\mathbf{L}_{CF}$ . By inspection, the sum evaluates to

$$\sum_u \mathbf{d}_u \cdot p_v^C(u).$$

$\square$

### A.4 Proof of Lemma 5.9

*Proof of Lemma 5.9.* Let  $\sigma_i^2$  be the variance of  $X_i$ . Define  $E_i = \mathbb{E}[X_i]$ .

$$\sigma_i^2 = E_i^2 \left(1 - \frac{E_i}{a_i}\right) + (a_i - E_i)^2 \frac{E_i}{a_i} \leq |E_i|^2 + |E_i| |a_i|.$$

Then

$$\sum_{i=1}^n \sigma_i^2 = \sum_{i=1}^n |E_i|^2 + \sum_{i=1}^n |E_i| |a_i| \leq 2EM.$$

The result follows by applying Bernstein's inequality for zero-mean random variables

$$\Pr[S - \mathbb{E}[S] > t] \leq \exp\left(-\frac{t^2/2}{\sum_{i=1}^n \sigma_i^2 + tM/3}\right)$$

to both  $X_1 - E_1, \dots, X_n - E_n$  and  $-X_1 + E_1, \dots, -X_n + E_n$ .  $\square$

### A.5 Proof of Lemma 6.2

*Proof.* We provide a proof sketch, as our approach is identical to that in [LS20a] Section 4.2.

Let

$$V_e(\mathbf{f}_e) \stackrel{\text{def}}{=} -\log(\mathbf{u}_e - \mathbf{f}_e) - \log(\mathbf{u}_e + \mathbf{f}_e)$$

be the logarithmic barrier on an edge  $e$ , so that the total barrier is

$$V(\mathbf{f}) \stackrel{\text{def}}{=} \sum_e V_e(\mathbf{f}_e).$$

Now define a smoothed function  $\tilde{V}_e(\mathbf{f}_e)$  that agrees with  $V_e$  for

$$\mathbf{f}_e \in \left[ \tilde{\mathbf{f}}_e - \frac{1}{5} \mathbf{r}(\tilde{\mathbf{f}})_e^{1/2}, \tilde{\mathbf{f}}_e + \frac{1}{5} \mathbf{r}(\tilde{\mathbf{f}})_e^{1/2} \right]$$

and has constant second derivative outside this interval. Define the smoothed barrier

$$\tilde{V}(\mathbf{f}) \stackrel{\text{def}}{=} \sum_e \tilde{V}_e(\mathbf{f}_e).$$

Note that

$$\mathbf{f}(\mu) = \underset{\mathbf{B}^\top \mathbf{f} = (F^* - \mu) \boldsymbol{\chi}_{st}}{\text{arg min}} \tilde{V}(\mathbf{f}),$$

because  $\tilde{V}(\mathbf{f})$  agrees with  $V(\mathbf{f})$  on a neighborhood of  $\mathbf{f}(\mu)$  by the hypothesis of Lemma 6.2. Additionally, the Hessian of  $\tilde{V}(\mathbf{f})$ , i.e.  $\nabla^2 \tilde{V}(\mathbf{f})$  is within a factor of 2 everywhere because each  $\tilde{V}_e(\mathbf{f}_e)$  has constant second derivative outside a small interval. Therefore, the minimizer can be computed to high accuracy in  $\tilde{O}(1)$  iterations of Newton's method. Each iteration can be implemented in  $\tilde{O}(m)$  by solving a Laplacian system (Theorem 2).  $\square$

## A.6 Proof of Lemma 6.3

We will require a result of the proof of Lemma 4.4 in [LS20b].

**Lemma A.1** (Implicit in [LS20b] Lemma 4.4). *Let  $\mathbf{g}$  be a  $\gamma$ -centered flow. Then there is a flow  $\hat{\mathbf{g}}$  such that  $\mathbf{B}^\top \hat{\mathbf{g}} = \mathbf{B}^\top \mathbf{g}$ ,  $\hat{\mathbf{g}}$  is  $5\gamma^2$ -centered, and  $\|\mathbf{R}(\mathbf{g})^{-1}(\mathbf{g} - \hat{\mathbf{g}})\|_\infty \leq \gamma$ .*

We can now show Lemma 6.3.

*Proof of Lemma 6.3.* We first resolve the demand error by projecting onto the subspace of flows that route  $(F^* - \mu) \boldsymbol{\chi}_{st}$ , that is

$$\left\{ \mathbf{g} : \mathbf{B}^\top \mathbf{g} = (F^* - \mu) \boldsymbol{\chi}_{st} \right\}.$$

Specifically, consider the flow  $\mathbf{g} = \mathbf{f} - \Delta$  for

$$\Delta = \mathbf{f} - \mathbf{R}(\mathbf{f})^{-1} \mathbf{B} \mathbf{L}(\mathbf{r}(\mathbf{f}))^\dagger \left( \mathbf{B}^\top \mathbf{f} - (F^* - \mu) \boldsymbol{\chi}_{st} \right).$$

By construction, we have  $\mathbf{B}^\top \mathbf{g} = (F^* - \mu) \boldsymbol{\chi}_{st}$ . Note that

$$\left\| \mathbf{R}(\mathbf{f})^{1/2} \Delta \right\|_2 = \left\| \mathbf{B}^\top \mathbf{f} - (F^* - \mu) \boldsymbol{\chi}_{st} \right\|_{\mathbf{L}(\mathbf{r}(\mathbf{f}))^\dagger} \leq 1/1000.$$

This tells us that  $\mathbf{R}(\mathbf{g}) \approx_{0.01} \mathbf{R}(\mathbf{f})$ , which means the centrality error of  $\mathbf{g}$  is bounded by

$$\begin{aligned} & \left\| \mathbf{B} \phi - \left( \frac{\mathbf{1}}{\mathbf{u} - \mathbf{f} + \Delta} - \frac{\mathbf{1}}{\mathbf{u} + \mathbf{f} - \Delta} \right) \right\|_{\mathbf{R}(\mathbf{g})^{-1}} \\ & \leq 1.01 \left( \left\| \mathbf{B} \phi - \left( \frac{\mathbf{1}}{\mathbf{u} - \mathbf{f}} - \frac{\mathbf{1}}{\mathbf{u} + \mathbf{f}} \right) \right\|_{\mathbf{R}(\mathbf{g})^{-1}} + 3 \left\| \left( \frac{1}{(\mathbf{u} - \mathbf{f})^2} + \frac{1}{(\mathbf{u} + \mathbf{f})^2} \right) \circ \Delta \right\|_{\mathbf{R}(\mathbf{f})^{-1}} \right) \\ & \leq 1.01 \left( \frac{1}{1000} + \frac{3}{1000} \right) \leq \frac{1}{200}. \end{aligned}$$

Now, we will iteratively apply Lemma A.1 to  $\mathbf{g}$  and take a limit to the 0 centered point. Formally, define  $\mathbf{g}^{(0)} = \mathbf{g}$  and  $\mathbf{g}^{(i+1)} = \widehat{\mathbf{g}}^{(i)}$  as in Lemma A.1 for  $i \geq 0$ , and

$$\widehat{\mathbf{g}} = \lim_{i \rightarrow \infty} \mathbf{g}^{(i)}.$$

Additionally, set

$$\gamma^{(0)} = \frac{1}{200},$$

and inductive

$$\gamma^{(i+1)} = 5 \left( \gamma^{(i)} \right)^2 \quad \text{for } i \geq 0.$$

We know that  $\mathbf{g}^{(i)}$  is  $5\gamma^{(i)}$ -centered by Lemma A.1, hence  $\widehat{\mathbf{g}}$  is 0-centered. Note that  $\gamma^{(i)} \leq \frac{2^{-i}}{200}$

We claim by induction that  $\mathbf{R}(\mathbf{g}) \approx_{0.1} \mathbf{R}(\mathbf{g}^{(i)})$  for all  $i$ . Assuming this and using Lemma A.1 gives us

$$\left\| \mathbf{R}(\mathbf{g})^{1/2} (\mathbf{g} - \widehat{\mathbf{g}}) \right\|_{\infty} \leq 1.1 \sum_{i \geq 0} \left\| \mathbf{R}(\mathbf{g}^{(i)})^{1/2} (\mathbf{g}^{(i+1)} - \mathbf{g}^{(i)}) \right\|_{\infty} \leq 1.1 \sum_{i \geq 0} \frac{2^{-i}}{200} \leq \frac{1}{50}.$$

This completes the induction. Combining this with the above proves that

$$\left\| \mathbf{R}(\mathbf{f}) (\mathbf{f} - \widehat{\mathbf{g}}) \right\|_{\infty} \leq 2 \left( \frac{1}{200} + \frac{1}{50} \right) \leq \frac{1}{10}$$

as desired.  $\square$

## A.7 Proof of Lemma 6.5

*Proof.* By centrality conditions, we know that for all edges

$$\mathbf{B}\phi(\mu) = \frac{\mathbf{1}}{\mathbf{u} - \mathbf{f}(\mu)} - \frac{\mathbf{1}}{\mathbf{u} + \mathbf{f}(\mu)} \quad \text{and} \quad \mathbf{B}\phi(\widehat{\mu}) = \frac{\mathbf{1}}{\mathbf{u} - \mathbf{f}(\widehat{\mu})} - \frac{\mathbf{1}}{\mathbf{u} + \mathbf{f}(\widehat{\mu})}. \quad (15)$$

We first bound the change in  $s$ - $t$  voltage drop from  $\mu$  to  $\widehat{\mu}$ , and specifically show

$$\left| \chi_{st}^{\top} (\phi(\widehat{\mu}) - \phi(\mu)) \right| \leq \frac{500k\sqrt{m}}{\mu}.$$

We prove this by integrating along the central path. By differentiating the centrality condition with respect to  $\mu$  (and replacing  $\mu$  with  $\nu$  for notational purposes) we get

$$\mathbf{B}(d\phi(\nu)) = \left( \frac{1}{(\mathbf{u} - \mathbf{f}(\nu))^2} + \frac{1}{(\mathbf{u} + \mathbf{f}(\nu))^2} \right) d\mathbf{f}(\nu),$$

where  $\mathbf{B}^{\top} d\mathbf{f}(\nu) = d\chi_{st}$ . Therefore, we know that for resistances  $\mathbf{r}(\mathbf{f}(\nu)) = (\mathbf{u} - \mathbf{f}(\nu))^{-2} + (\mathbf{u} + \mathbf{f}(\nu))^{-2}$  and its associated graph Laplacian, we have

$$d\phi(\nu) = \mathbf{L}(\mathbf{r}(\mathbf{f}(\nu)))^{\dagger} \chi_{st},$$

which when dotted against  $\chi_{st}$  again gives

$$\chi_{st}^{\top} d\phi(\nu) = \chi_{st}^{\top} \mathbf{L}(\mathbf{r}(\mathbf{f}(\nu)))^{\dagger} \chi_{st}.$$

The right hand side denotes the electric energy of routing one unit of  $a$ - $b$  flow. By Lemma 6.4, the  $s$ - $t$  electric energy is at most

$$\frac{400m}{\hat{\mu}^2} \leq \frac{500m}{\mu^2}$$

by the assumption of  $k \leq \sqrt{m}/10$ . Therefore, integrating gives us

$$\left| \boldsymbol{\chi}_{st}^\top (\boldsymbol{\phi}(\hat{\mu}) - \boldsymbol{\phi}(\mu)) \right| = \left| \boldsymbol{\chi}_{st}^\top \int_{\hat{\mu}}^{\mu} d\boldsymbol{\phi}(\nu) d\nu \right| \leq \frac{500m}{\mu^2} \cdot (\mu - \hat{\mu}) \leq \frac{500k\sqrt{m}}{\mu}.$$

We finish the proof by substituting this in. Let the change in  $\mathbf{f}(\cdot)$  be  $\Delta \mathbf{f}$ , and  $\boldsymbol{\phi}(\cdot)$  be  $\Delta \boldsymbol{\phi}$ :

$$\Delta \mathbf{f} \stackrel{\text{def}}{=} \mathbf{f}(\hat{\mu}) - \mathbf{f}(\mu) \quad \text{and} \quad \Delta \boldsymbol{\phi} \stackrel{\text{def}}{=} \boldsymbol{\phi}(\hat{\mu}) - \boldsymbol{\phi}(\mu).$$

Subtracting the equations in (15) using the scalar identities

$$\begin{aligned} \frac{1}{u - (f + \Delta)} - \frac{1}{u - f} &= \frac{(u - f) - (u - f - \Delta)}{(u - f - \Delta)(u - f)} = \frac{\Delta}{(u - f - \Delta)(u - f)}, \\ \frac{1}{u + (f + \Delta)} - \frac{1}{u + f} &= \frac{(u + f) - (u + f + \Delta)}{(u + f + \Delta)(u + f)} = \frac{-\Delta}{(u + f + \Delta)(u + f)}, \end{aligned}$$

applied per vector entry, gives us

$$\mathbf{B}\Delta\boldsymbol{\phi} = \Delta\mathbf{f} \circ \left[ \frac{\mathbf{1}}{(\mathbf{u} - \mathbf{f}(\mu)) \circ (\mathbf{u} - \mathbf{f}(\hat{\mu}))} + \frac{\mathbf{1}}{(\mathbf{u} + \mathbf{f}(\mu)) \circ (\mathbf{u} + \mathbf{f}(\hat{\mu}))} \right]$$

Multiplying  $\Delta\mathbf{f}^\top$  by both sides of (A.7) gives us

$$\Delta\mathbf{f}^\top \left[ \Delta\mathbf{f} \circ \left[ \frac{\mathbf{1}}{(\mathbf{u} - \mathbf{f}(\mu)) \circ (\mathbf{u} - \mathbf{f}(\hat{\mu}))} + \frac{\mathbf{1}}{(\mathbf{u} + \mathbf{f}(\mu)) \circ (\mathbf{u} + \mathbf{f}(\hat{\mu}))} \right] \right] = \Delta\mathbf{f}^\top (\mathbf{B}\Delta\boldsymbol{\phi}).$$

Applying the operators in the other order, specifically grouping  $\mathbf{B}$  with  $\Delta\mathbf{f}$  gives

$$= \Delta\boldsymbol{\phi}^\top (\mathbf{B}^\top \Delta\mathbf{f}) = \Delta\boldsymbol{\phi}^\top (\mathbf{B}^\top \mathbf{f}(\hat{\mu}) - \mathbf{B}^\top \mathbf{f}(\mu)) = \Delta\boldsymbol{\phi}^\top \left( -\frac{k\mu}{\sqrt{m}} \boldsymbol{\chi}_{st} \right)$$

where the last equality is by definition of the central path solutions, specifically the demand they meet. So the magnitude is at most

$$\left| \Delta\boldsymbol{\phi}^\top \left( \frac{\mu k}{\sqrt{m}} \boldsymbol{\chi}_{st} \right) \right| = \frac{\mu k}{\sqrt{m}} \cdot \left| \boldsymbol{\chi}_{st}^\top \Delta\boldsymbol{\phi} \right| \leq \frac{\mu k}{\sqrt{m}} \cdot \frac{500k\sqrt{m}}{\mu} \leq 500k^2.$$

Combining these equations gives the desired result.  $\square$

## A.8 Proof of Lemma 6.6

*Proof.* For  $\nu \in [\hat{\mu}, \mu]$  let  $d\mathbf{f}(\nu)$  denote the differential change in the flow  $\mathbf{f}(\nu)$  with respect to the path parameter. As with the proof of Lemma 6.5 above, we have that

$$d\mathbf{f}(\nu) = \mathbf{R}(\mathbf{f}(\nu))^{-1} \mathbf{B}\mathbf{L}(\mathbf{f}(\nu))^\dagger \boldsymbol{\chi}_{st}.$$

Therefore, we get a total  $\ell_2$  change bound over time of

$$\begin{aligned} \int_{\hat{\mu}}^{\mu} \|d\mathbf{f}(\nu)\|_{\mathbf{R}(\mathbf{f}(\nu))}^2 &= \int_{\hat{\mu}}^{\mu} \|\mathcal{X}_{st}\|_{\mathbf{L}(\mathbf{f}(\nu))}^2 \\ &\leq \int_{\hat{\mu}}^{\mu} \frac{400m}{\nu^2} d\nu \leq O(m\mu^{-2}(\mu - \hat{\mu})) = O(\mu^{-1}T\sqrt{m}). \end{aligned} \quad (16)$$

where the first inequality follows from the energy bound in Lemma 6.4, and the second from  $\hat{\mu} \geq 9\mu/10$ . Next, we lower bound the total  $\ell_2$  contributed by an edge  $e$  in terms of  $\text{change}(\gamma, e)$ . Consider an edge  $e$ , and let  $\tau = \text{change}(e, \gamma)$ .

For any  $i \in [\tau]$ , we consider two cases. The first case is if  $\mathbf{r}(\mathbf{f}(\nu)) \geq \mathbf{r}(\mathbf{f}(\mu^{(i)}))/2$  for all  $\nu \in [\mu^{(i+1)}, \mu^{(i)}]$ , i.e.  $\mathbf{r}(\mathbf{f}(\nu))$  was multiplicatively stable on the range. In this case, we have

$$\begin{aligned} \int_{\mu^{(i+1)}}^{\mu^{(i)}} \mathbf{r}(\mathbf{f}(\nu))_e [d\mathbf{f}(\nu)_e]^2 &\geq \frac{1}{4} \mathbf{r}(\mathbf{f}(\mu^{(i)})) \int_{\mu^{(i+1)}}^{\mu^{(i)}} [d\mathbf{f}(\nu)_e]^2 \\ &\geq \frac{\mathbf{r}(\mathbf{f}(\mu^{(i)}))}{4(\mu^{(i)} - \mu^{(i+1)})} \left( \int_{\mu^{(i+1)}}^{\mu^{(i)}} d\mathbf{f}(\nu)_e \right)^2 \\ &= \frac{\mathbf{r}(\mathbf{f}(\mu^{(i)}))}{4(\mu^{(i)} - \mu^{(i+1)})} \left| \mathbf{f}(\mu^{(i)})_e - \mathbf{f}(\mu^{(i+1)})_e \right|^2 \\ &\geq \frac{\gamma^2}{4(\mu^{(i)} - \mu^{(i+1)})} \geq \Omega \left( \frac{\gamma^2 \sqrt{m}}{\mu T} \right). \end{aligned}$$

Here, the first inequality follows from the assumption that  $\mathbf{r}(\mathbf{f}(\nu)) \geq \mathbf{r}(\mathbf{f}(\mu^{(i)}))/2$  for all  $\nu \in [\mu^{(i+1)}, \mu^{(i)}]$ , the second inequality follows from Cauchy-Schwarz, and the third inequality follows from the definition of  $\mu^{(i)}$ .

In the other case where  $\mathbf{r}(\mathbf{f}(\nu)) < \mathbf{r}(\mathbf{f}(\mu^{(i)}))/2$  for some  $\nu \in [\mu^{(i+1)}, \mu^{(i)}]$ , the same bound holds. Indeed, we can use an identical proof but replace  $\mu^{(i+1)}$  with the largest  $\nu$  satisfying  $\mathbf{r}(\mathbf{f}(\nu)) < \mathbf{r}(\mathbf{f}(\mu^{(i)}))/2$ . In all cases, this gives us

$$\int_{\hat{\mu}}^{\mu} \mathbf{r}(\mathbf{f}(\nu))_e [d\mathbf{f}(\nu)_e]^2 \geq \sum_{i=1}^{\text{change}(e, \gamma)} \int_{\mu^{(i+1)}}^{\mu^{(i)}} \mathbf{r}(\mathbf{f}(\nu))_e [d\mathbf{f}(\nu)_e]^2 \geq \Omega \left( \frac{\gamma^2 \sqrt{m}}{\mu T} \right) \cdot \text{change}(e, \gamma). \quad (17)$$

Combining (16) and (17) using Markov's inequality gives that

$$\sum_e \Omega \left( \frac{\gamma^2 \sqrt{m}}{\mu T} \right) \cdot \text{change}(e, \gamma) \leq O(\mu^{-1}T\sqrt{m}),$$

so  $\sum_{e \in E(G)} \text{change}(e, \gamma) \leq O(T^2\gamma^{-2})$  as desired.  $\square$

## B Table of Variables

Variable	Definition
$\mathbf{u}$	Edge capacities (assuming undirected graph by standard reductions)
$\mathbf{f}$	Flow
$\mathbf{u}^+(\mathbf{f}), \mathbf{u}^-(\mathbf{f})$	Upper/lower residual capacities for the flow $\mathbf{f}$ , $\mathbf{u}^+(\mathbf{f}) = \mathbf{u} - \mathbf{f}$ , $\mathbf{u}^-(\mathbf{f}) = \mathbf{f} + \mathbf{u}$
$\mathbf{u}(\mathbf{f})$	Smaller residual capacity of $\mathbf{f}$ , $\mathbf{u}(\mathbf{f})_e = \min\{\mathbf{u}^+(\mathbf{f})_e, \mathbf{u}^-(\mathbf{f})_e\} = \mathbf{u}_e -  \mathbf{f}_e $
$\mathbf{r}(\mathbf{f})$	Resistance induced by residual capacities of $\mathbf{f}$ , $\mathbf{r}(\mathbf{f})_e = \mathbf{u}^+(\mathbf{f})_e^{-2} + \mathbf{u}^-(\mathbf{f})_e^{-2}$
$F^*$	Optimal flow value (assume known via binary search)
$\mu$	Central path parameter that corresponds to the amount of residual flow left
$\mathbf{f}(\mu)$	Central path flow routing $F^* - \mu$ units, aka. $\mathbf{B}^\top \mathbf{f}(\mu) = (F^* - \mu)\boldsymbol{\chi}_{st}$
$\phi(\mu)$	Central path dual variable corresponding to $\mathbf{f}(\mu)$
$\mathbf{L}(\mathbf{f})$	Laplacian with resistances $\mathbf{r}(\mathbf{f})$
$\Delta \mathbf{f}$	(Electric) flow we augment by
$s, t$	Source/sink vertices
$\boldsymbol{\chi}_{st}$	Indicator vector with $-1$ at $s$ , $1$ at $t$ .
$\mathbf{B}$	Edge vertex incidence matrix
$\mathbf{0}, \mathbf{1}$	All-0s / 1s vector
$\circ$	Hadamard product, $(\mathbf{x} \circ \mathbf{y})_i = \mathbf{x}_i \mathbf{y}_i$
$\frac{\mathbf{x}}{\mathbf{y}}$	(Overloaded) entry-wise division, $(\frac{\mathbf{x}}{\mathbf{y}})_i = \frac{\mathbf{x}_i}{\mathbf{y}_i}$
err	Demand error vector, $\text{err} = \mathbf{B}^\top \mathbf{f} - (F^* - \mu)\boldsymbol{\chi}_{st}$ for some approximately central $\mathbf{f}$
cerr	Centrality error vector
$\mathbf{d}[i]$	The $i$ -th demand vector tracked by LOCATOR
$\pi^C(\mathbf{d})$	The projection of a demand vector $\mathbf{d} \in \mathbb{R}^V$ onto a terminal set $C \subseteq V$
$\tilde{\pi}^C(\mathbf{d})$	A variable that stores the estimated value of $\pi^C(\mathbf{d})$
$S$	Subset of edges $e$ with $\mathbf{r}_e \in [\epsilon^2/20, 20\epsilon^{-2}]$ .

Table 1: Summary of recurring variables

Parameter	Definition	Value
$k$	Frequency of recentering	$m^{1/328}$
$\epsilon_{\text{step}}$	Step size is $\epsilon_{\text{step}}/\sqrt{m}$	$k^{-3}$
$\epsilon_{\text{solve}}$	Solve accuracy of Laplacian	$k^{-3}$
$\epsilon$	Update edges with $\epsilon^2$ fraction of energy	$k^{-6}$
$\beta_{\text{LOCATOR}}$	Size of terminals of LOCATOR is $\beta m$	$k^{-16}$
$\beta_{\text{CHECKER}}$	Size of terminals of CHECKER is $\beta m$	$k^{-28}$
$\delta$	Frequency to exactly repair projections inside LOCATOR	$k^{-38}$
$\overline{\text{count}}$	Maximum number of terminals to add after a PROJECTION.INITPROJECTIONS	$\epsilon \delta^{-1} = k^{32}$

Table 2: Key parameters and their value in terms of  $k$  (up to polylogs), the amount of progress along the central path that we make in  $\tilde{O}(m)$  amortized time.