

Adaptive Graph Representation Learning and Reasoning for Face Parsing

Gusi Te, *Student Member, IEEE*, Wei Hu, *Member, IEEE*, Yinglu Liu, *Member, IEEE*, Hailin Shi, *Member, IEEE*, and Tao Mei, *Fellow, IEEE*

Abstract—Face parsing infers a pixel-wise label to each facial component, which has drawn much attention recently. Previous methods have shown their success in face parsing, which however overlook the correlation among facial components. As a matter of fact, the component-wise relationship is a critical clue in discriminating ambiguous pixels in facial area. To address this issue, we propose adaptive graph representation learning and reasoning over facial components, aiming to learn representative vertices that describe each component, exploit the component-wise relationship and thereby produce accurate parsing results against ambiguity. In particular, we devise an adaptive and differentiable graph abstraction method to represent the components on a graph via pixel-to-vertex projection under the initial condition of a predicted parsing map, where pixel features within a certain facial region are aggregated onto a vertex. Further, we explicitly incorporate the image edge as a prior in the model, which helps to discriminate edge and non-edge pixels during the projection, thus leading to refined parsing results along the edges. Then, our model learns and reasons over the relations among components by propagating information across vertices on the graph. Finally, the refined vertex features are projected back to pixel grids for the prediction of the final parsing map. To train our model, we propose a discriminative loss to penalize small distances between vertices in the feature space, which leads to distinct vertices with strong semantics. Experimental results show the superior performance of the proposed model on multiple face parsing datasets, along with the validation on the human parsing task to demonstrate the generalizability of our model.

Index Terms—Face parsing, graph representation, attention mechanism, graph reasoning.

I. INTRODUCTION

Face parsing is a particular task in semantic segmentation, which assigns a pixel-wise label to each semantic component, such as facial skin, eyes, mouth and nose. It enables more complex face analysis tasks, including face swapping [1], [2], face editing [3], [4] and face completion [5], [6].

A plethora of methods have been proposed to fulfill this task with remarkable success, which can be classified into two categories: 1) Face-based parsing, which takes the holistic face image as input for segmentation [7], [8], [9], [10], [11]. This however may neglect the scale discrepancy in different facial components, sometimes resulting in the lack of details. 2) Region-based parsing, which addresses the above problem by first predicting the bounding box and then acquiring the

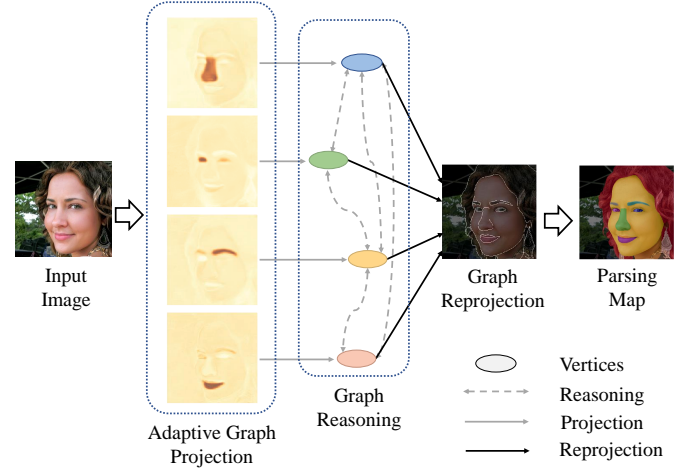


Fig. 1: Illustration of the proposed adaptive graph representation learning and reasoning for face parsing, which aims to capture the long range dependencies among facial components. Given an input image, we represent each facial component by a few vertices via adaptive pixel-to-vertex projection, learn and reason over the graph connectivity to infer the relations among facial components, and reproject the refined vertex features to the pixel grids for face parsing.

parsing map of each facial component individually [12], [13], [14], [15], [16]. However, there still exist limitations and challenges. Firstly, region-based parsing methods are based on the individual information within each component, while the correlation among components is not exploited yet to capture long range dependencies. In fact, facial components present themselves with abundant correlation between each other. For instance, eyes, mouth and eyebrows will generally become more curvy when people smile, as shown in Fig. 1; facial skin and other components will be dark when the lighting is weak, etc.. Secondly, it remains a challenge to segment pixels around the boundary between components, since boundaries tend to be ambiguous in real scenarios.

To this end, we explicitly model the component-wise correlations on a graph abstraction, with each vertex describing a facial component and each link capturing the correlation between a pair of components. To learn such a graph representation, we propose adaptive graph representation learning and reasoning over facial components, which learns and reasons over non-local components to capture long range dependencies with the boundary information between components leveraged.

G. Te and W. Hu are with Wangxuan Institute of Computer Technology, Peking University, No. 128, Zhongguancun North Street, Beijing, China. E-mail: {tegusi,forhuwei}@pku.edu.cn.

Y. Liu, H. Shi and T. Mei are with JD AI Research, Beijing, China. E-mail: {liuyinglu1,shihailin,tmei}@jd.com.

Corresponding author: Wei Hu.

In particular, to bridge the image pixels and graph vertices, we adaptively project a collection of pixels with similar features to each vertex. To obtain representative vertices, instead of projecting pixels within an image block to a vertex by fixed spatial pooling as in our previous work [10], we adaptively select pixels with high responses to a distinct facial component as a graph vertex. Since facial components are unknown in the beginning, we employ a predicted parsing map as the initial condition. Further, to achieve accurate segmentation along the edges between components, we incorporate edge attention in the pixel-to-vertex projection, which assigns larger weights to the features of edge pixels during the feature aggregation.

Based on the projected vertices, we learn the correlations among facial components, *i.e.*, the graph links between vertices, and reason over the correlations by propagating information across all vertices on the graph via graph convolution [17]. This enables characterizing long range correlations in the facial image for learning high-level semantic information. Finally, we project the learned graph representation back to the pixel grids, which is integrated with the original pixel-wise feature map for face parsing.

To train the proposed model, we design a boundary-attention loss as well as a discriminative loss to reinforce edge pixels and vertex features respectively. The boundary-attention loss measures the error of the predicted parsing map only at edge pixels, which aims to obtain accurate segmentation along the boundary. Meanwhile, the discriminative loss is designed to penalize small distances among vertices in the feature space, thus leading to more representative and distinct vertices with strong semantics.

Compared with our previous work [10], the proposed model makes significant improvements in the following three aspects. 1) We project pixels to vertices in an adaptive fashion conditioned on a predicted parsing map, rather than simply applying spatial pooling in [10]. This leads to more semantic and compact vertices. 2) We design a discriminative loss, which encourages vertices to keep distant in the feature space. This is advantageous in learning distinct vertices for accurate segmentation of ambiguous pixels along the boundary. 3) We conduct more extensive experiments on large-scale datasets, including LaPa [9] and CelebAMask-HQ [18]. Also, we generalize the proposed model to the human parsing task on the LIP dataset [19], and results demonstrate the effectiveness of our model.

Our main contributions are summarized as follows.

- 1) We propose a component-level adaptive graph representation learning and reasoning for face parsing, aiming to exploit the correlations among components for capturing long range dependencies.
- 2) The graph representation is adaptively learned by projecting a collection of pixels with similar features to each vertex in a differentiable manner along with edge attention.
- 3) To train the proposed model effectively, we propose a discriminative loss, which conduces to enlarging the feature distance among distinct vertices.
- 4) We conduct extensive experiments on the benchmarks of face parsing as well as human parsing to show

the generalization. Results demonstrate that our model outperforms the state-of-the-art methods on almost every category for face parsing.

The paper is organized as follows. We first review previous works in Section II. Then we elaborate on the proposed model in Section III. Next, we present the loss functions for training the proposed model and provide further analysis in Section IV. Finally, experiments and conclusions are presented in Section V and VI, respectively.

II. RELATED WORK

A. Face Parsing

Previous methods can be classified into two categories: face-based parsing and region-based parsing.

Face-based parsing takes the whole image as input regardless of component properties [7], [8], [9], [10], [11]. Liu *et al.* import features learned from a convolutional neural network into the Conditional Random Field (CRF) framework to model individual pixel labels and neighborhood dependencies [7]. Luo *et al.* propose a hierarchical deep neural network to extract multi-scale facial features [16]. Zhou *et al.* adopt an adversarial learning approach to train the network and capture the high-order inconsistency [20]. Liu *et al.* design a CNN-RNN hybrid model that benefits from both high-quality features of CNNs and non-local properties of RNNs [12]. To refine the segmentation along critical edges, Liu *et al.* introduce edge cues and propose a boundary-aware loss for face parsing, leading to improved performance [9]. However, this class of methods neglect the discrepancy in scales of various facial components, sometimes resulting in the lack of details in some components.

Region-based parsing takes the scale discrepancy into account and predicts each component respectively, which is advantageous in capturing elaborate details [12], [13], [14], [15], [16]. Zhou *et al.* present an interlinked CNN that takes multi-scale images as input and allows bidirectional information passing [15]. Lin *et al.* propose a novel RoI Tanh-Warping operator that preserves both central and peripheral information. It contains two branches with the local-based branch for inner facial components and the global-based branch for outer facial ones. This method demonstrates high performance especially for hair segmentation [13]. Yin *et al.* introduce the Spatial Transformer Network and build a training connection between traditional interlinked CNNs, which makes the end-to-end joint training process possible [14]. Nevertheless, this class of methods often neglect the correlation among components to characterize long range dependencies.

B. Attention Mechanism

Limited by the locality of the convolution operator, CNNs lack the ability to model the global contextual information in a single layer. Therefore, attention mechanism has been proposed to capture long-range information [21], which has been successfully applied to many applications such as sentence encoding [22] and image recognition [23].

Chen *et al.* propose a Double Attention Model that gathers information spatially and temporally to reduce the complexity

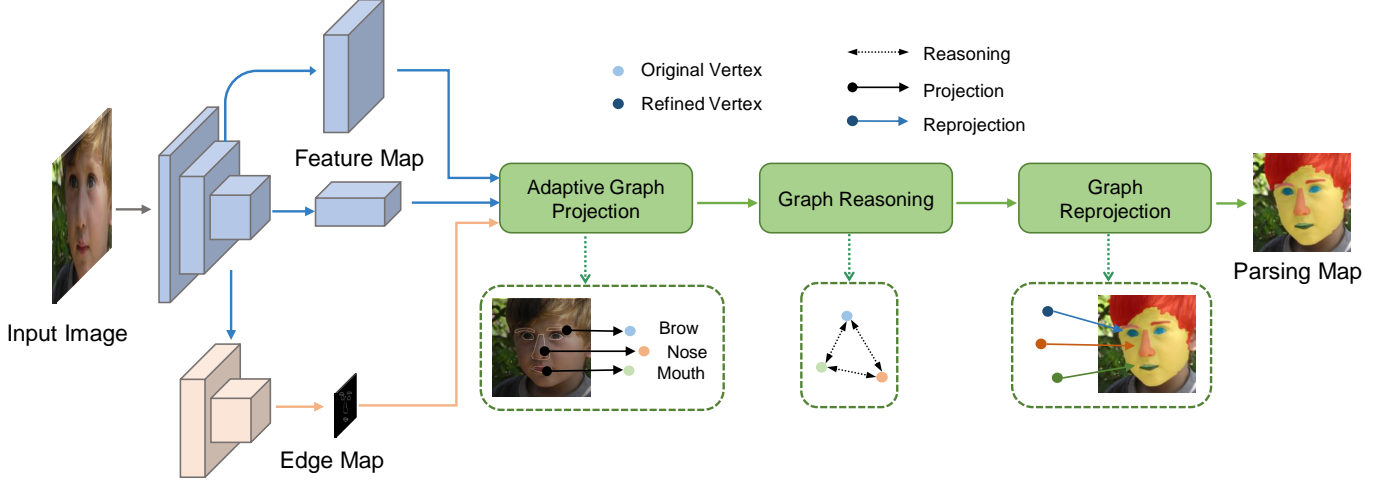


Fig. 2: The overview of the proposed face parsing framework.

of traditional non-local modules [24]. Zhu *et al.* present an asymmetric module to reduce the computation and distill features [25]. Fu *et al.* devise a dual attention module that applies both spatial and channel attention in feature maps [26]. To research the underlying relationship among different regions, Chen *et al.* project the original features into an interactive space and utilize the GCN [17] to exploit the high-order relationship [27]. Li *et al.* devise a robust attention module that incorporates the Expectation-Maximization algorithm [28]. Yin *et al.* propose the disentangled non-local module, aiming at disentangling pairwise and unary relations in the classical non-local network [29].

C. Graph Representation for Images

Images could be interpreted as a particular form of regular grid graphs, which thus enables studying images from the graph perspective. Chandra *et al.* propose a Conditional Random Field based method on image segmentation [30]. Recently, graph convolution networks [17], [31], [32] have been leveraged in image segmentation. Li *et al.* introduce the graph convolution to semantic segmentation, which projects features onto vertices in the graph domain and applies graph convolution afterwards [33]. Furthermore, Lu *et al.* propose Graph-FCN where semantic segmentation is cast as vertex classification by directly transforming an image into regular grids [34]. Pourian *et al.* propose a graph-based method for semi-supervised segmentation [35], where the image is divided into community graphs and labels are assigned to corresponding communities. Zhang *et al.* utilize the graph convolution both in the coordinate space and the feature space [36]. Li *et al.* propose a spatial pyramid graph reasoning module based on an improved Laplacian matrix to learn a better distance metric for feature filtering [37].

III. ADAPTIVE GRAPH REPRESENTATION LEARNING AND REASONING


In this section, we first introduce the overall framework in Section III-A. Then, we elaborate on the proposed adaptive

graph projection, graph reasoning, and graph reprojection in Section III-B, Section III-C and Section III-D, respectively.

A. Overview

As illustrated in Fig. 2, given an input face image $\mathbf{I} \in \mathbb{R}^{H \times W}$ of height H and width W , we aim to predict a pixel-wise label to each facial semantic component. In particular, we aim to model the long-range dependencies among distant components on a graph, which is critical for the description of the facial structure. The overall framework of the proposed method consists of three procedures as follows.

- **Initial Feature and Edge Extraction.** We take the ResNet-101 [38] as the backbone and extract low-level and high-level features for the subsequent graph representation. The low-level features generally contain image details but often lack semantic information, while the high-level features provide rich semantics with global information at the cost of image details. To fully exploit the global information in high-level features, we employ spatial pyramid pooling to learn multi-scale contextual information. Further, we propose an edge perceiving module to acquire an edge map for the subsequent edge attention operation.
- **Adaptive Graph Representation Learning and Reasoning.** We project a collection of pixels to similar features to graph vertices in an adaptive and differentiable manner, and reason over the vertices to learn the long-range relations among facial components. This consists of three operations: *adaptive graph projection*, *graph reasoning* and *graph reprojection*, which extracts component features as vertices in a differentiable fashion, reasons the relations between vertices with a graph convolution network, and projects the learned graph representation back to pixel grids, leading to a refined feature map with rich local and non-local semantics.
- **Semantic Decoding.** Finally, we add the refined feature map to the original pixel-wise feature map and predict



(a) Spatial Projection (b) Adaptive Projection

Fig. 3: Comparison of the spatial graph projection in [10] and the proposed adaptive graph projection. (a) Spatial graph projection, where pixels within an image patch are projected to a vertex via spatial pooling. (b) Adaptive graph projection, where a collection of pixels are projected to a vertex adaptively so as to represent each semantic facial component.

the parsing map via a convolution layer with kernel size of 1×1 .

Next, we will elaborate on the three operations in *Adaptive Graph Representation Learning and Reasoning* in order as follows. The specific architecture is illustrated in Fig. 4.

B. Adaptive Graph Projection

We learn the graph representation of facial components in an *adaptive* and *differentiable* manner, which projects a collection of pixels that tend to reside in the same facial component to K ($K \geq 1$) vertices in the graph. We choose K vertices to represent a facial component, because 1) the feature from K vertices provides abundant visual description of the component, and 2) both the *intra-component* relations and *inter-component relations* will be exploited during the graph reasoning.

Considering the facial components are unknown in the test, we first generate a preliminary raw parsing map that provides rough component information, which is supervised by the ground truth parsing map during the training. Based on the raw prediction, we select K pixels with the highest confidence with respect to each component. Then the corresponding indices are utilized to sample representative vertices on the original feature map. These vertices will be fed into the subsequent graph reasoning module to extract the mutual relationship.

Specifically, the input to the proposed adaptive graph projection consists of a low-level feature map $\mathbf{X}_1 \in \mathbb{R}^{H_1 W_1 \times C_1}$ and a high-level feature map $\mathbf{X}_2 \in \mathbb{R}^{H_2 W_2 \times C_2}$ ($H_1 W_1 > H_2 W_2$) as well as an edge map $\mathbf{E} \in \mathbb{R}^{H_1 W_1 \times 1}$ from the first procedure of Initial Feature and Edge Extraction, where H_i and W_i denote the height and width of the i th feature map respectively while C_i is the number of feature channels, $i \in \{1, 2\}$. Taking them as input, we aim to construct a set of vertices, each of which corresponds to a distinct facial component.

First, we upsample the feature map \mathbf{X}_2 to the scale of \mathbf{X}_1 with bilinear interpolation, and concatenate the upsampled version $\tilde{\mathbf{X}}_2$ and \mathbf{X}_1 followed by a 1×1 convolution layer to

reduce the channel dimension to C . Then we obtain the fused feature map $\mathbf{X}_0 \in \mathbb{R}^{H_1 W_1 \times C}$, with both detailed texture and abundant semantic information:

$$\mathbf{X}_0 = \text{conv}([\mathbf{X}_1, \tilde{\mathbf{X}}_2]), \quad (1)$$

where $[\cdot, \cdot]$ denotes the concatenation operation, and $\text{conv}(\cdot)$ represents the 1×1 convolution.

To separate pixels into edge pixels and non-edge pixels, we employ the learned edge map \mathbf{E} to mask the original feature map \mathbf{X}_0 :

$$\begin{aligned} \mathbf{X}_e &= \mathbf{X}_0 \circ \mathbf{E}, \\ \mathbf{X}_{ne} &= \mathbf{X}_0 \circ (\mathbf{1} - \mathbf{E}), \end{aligned} \quad (2)$$

where \circ denotes the Hadamard product and $\mathbf{1}$ is a matrix with all the elements as 1. \mathbf{X}_e and \mathbf{X}_{ne} denote the masked feature map of edge pixels and non-edge pixels, respectively.

In order to generate vertices that capture semantic features of facial components, we propose to first predict a preliminary parsing map $\mathbf{Z}_0 \in \mathbb{R}^{H_1 W_1 \times N_c}$, where N_c denotes the number of segmentation categories. The prediction of \mathbf{Z}_0 is produced by a Multi-layer Perceptron (MLP) under the supervision of the ground truth parsing map, *i.e.*, $\mathbf{Z}_0 = \text{conv}(\mathbf{X}_0)$. The predicted parsing map \mathbf{Z}_0 corresponds to the confidence in terms of each facial component.

As component vertices should be compact and representative, we choose top K pixels with highest confidence in \mathbf{Z}_0 as component vertices. Specifically, we extract the top K pixels and their indices, along with the corresponding feature vectors from the masked feature map of non-edge pixels \mathbf{X}_{ne} . That is, only non-edge interior pixels are taken from \mathbf{X}_{ne} as vertices:

$$\begin{aligned} \mathbf{X}_G &= \mathbf{X}_{ne} \left\{ \bigcup_{i=1}^{N_c} \text{topk}(\mathbf{Z}_0[:, i]) \right\} \\ &= \mathbf{X}_{ne} \left\{ \bigcup_{i=1}^{N_c} \text{topk}(\text{conv}(\mathbf{X}_0[:, i]) \right\}, \end{aligned} \quad (3)$$

where $\{\cdot\}$ denotes selection by the indices. The semantic vertices are then effectively extracted, each of which corresponds to a vertex in the graph.

By the adaptive graph projection, we bridge the connection between pixels and each component via the selected vertices, leading to the features of the projected vertices on the graph $\mathbf{X}_G \in \mathbb{R}^{K N_c \times C}$.

The adaptive graph projection significantly improves the projection in our previous work [10]. As in Fig. 3, we improve the traditional regular spatial pooling strategy by adaptively selecting representative vertices. Although facial components tend to locate in certain positions, regular spatial pooling fails to capture the representative information in each component and introduces irrelevant pixels. In contrast, our model characterizes each component with vertices adaptively, leveraging on a predicted parsing map that provides confident semantic information.

C. Graph Reasoning

The connectivity between vertices represents the relation between each pair of facial components. Hence, we reason

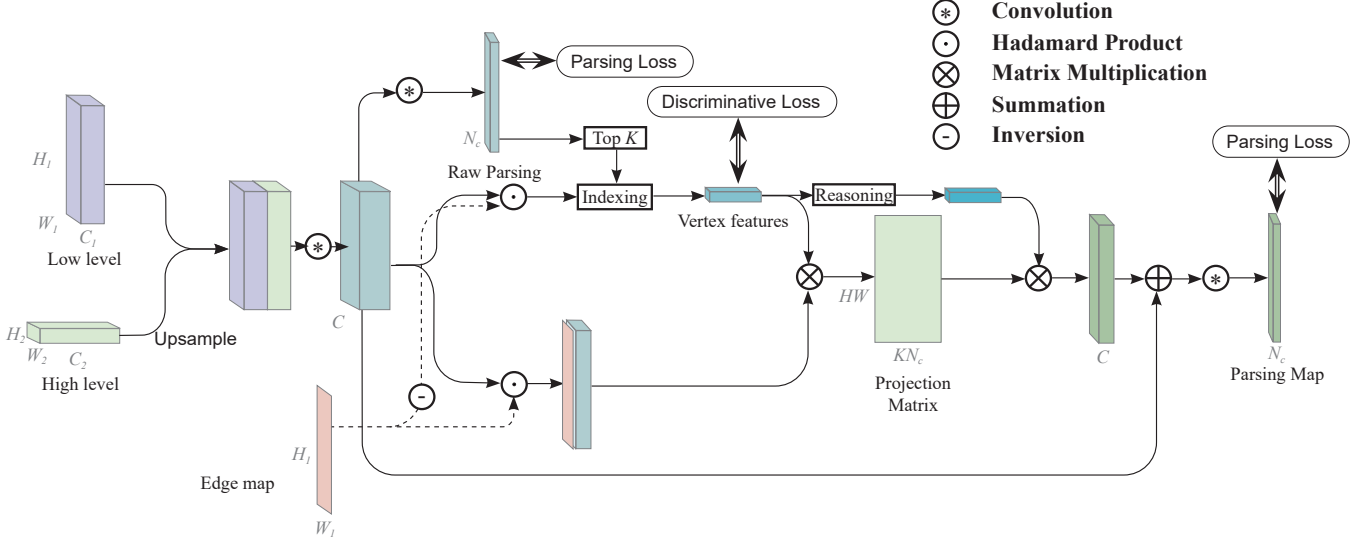


Fig. 4: Architecture of the proposed adaptive graph representation learning and reasoning for face parsing.

over the relations by propagating information across vertices to learn higher-level semantic information. Instead of constructing a pre-defined graph, the proposed model learns the graph connectivity dynamically without the supervision of a ground truth graph. We propose to leverage a single-layer Graph Convolution Network (GCN) [17]—a first-order approximation of spectral graph convolution—to aggregate the neighborhood information and learn local vertex features.

Specifically, we feed the input vertex features \mathbf{X}_G into the GCN. The output feature map $\hat{\mathbf{X}}_G \in \mathbb{R}^{KN_c \times C}$ is

$$\hat{\mathbf{X}}_G = \text{ReLU}[(\mathbf{I} - \mathbf{A})\mathbf{X}_G\mathbf{W}_G], \quad (4)$$

where \mathbf{A} denotes the adjacency matrix that encodes the graph connectivity to learn, $\mathbf{W}_G \in \mathbb{R}^{C \times C}$ denotes the weights of the GCN, and ReLU is the activation function. The features $\hat{\mathbf{X}}_G$ are acquired by the vertex-wise interaction (multiplication with $(\mathbf{I} - \mathbf{A})$) and channel-wise interaction (multiplication with \mathbf{W}_G). We set the same number of output channels as the input to keep consistency, allowing the module to be compatible with the subsequent process.

The main difference between the original GCN [17] and ours is that, instead of a hand-crafted graph in [17], we randomly initialize the graph \mathbf{A} and then iteratively learn it during the training, which adaptively captures the relations among facial components. Besides, we add a residual connection to reserve the input features of vertices \mathbf{X}_G . The finally reasoned relations are acquired with the information propagation across all vertices based on the learned graph. After graph reasoning, the semantic information is greatly enhanced across different vertices.

D. Graph Reprojection

Having learned vertex features that capture the semantic information of each facial component, we project vertex features in the graph domain back to the original pixel domain for face

parsing. That is, we aim to compute a matrix $\mathbf{P} : \hat{\mathbf{X}}_G \mapsto \mathbf{X}_P$ that reprojects vertex features $\hat{\mathbf{X}}_G$ to pixel features \mathbf{X}_P .

In particular, we leverage vertex features \mathbf{X}_G prior to reasoning and edge-masked pixel features \mathbf{X}_e to construct the projection matrix \mathbf{P} , which models the correlation between vertices and pixels. Specifically, we take the inner product of \mathbf{X}_G and \mathbf{X}_e to capture the similarity between vertices and each pixel. We then apply a softmax function for normalization. Formally, the projection matrix takes the form:

$$\mathbf{P} = \text{softmax}(\mathbf{X}_G \cdot \mathbf{X}_e^\top), \quad (5)$$

where $\mathbf{P} \in \mathbb{R}^{KN_c \times H_1 W_1}$.

Having acquired the projection matrix \mathbf{P} modeling the correlation between vertices and pixels, we obtain the final refined pixel-level feature map \mathbf{X}_P by taking the product of the projection matrix \mathbf{P} and refined vertex features $\hat{\mathbf{X}}_G$, i.e.,

$$\mathbf{X}_P = \mathbf{P}^\top \cdot \hat{\mathbf{X}}_G. \quad (6)$$

After reprojection, in order to take advantage of the original feature map \mathbf{X}_0 that captures features of pixel-level texture information, we add \mathbf{X}_0 to the refined feature map \mathbf{X}_P that captures edge-aware component-level semantic information by element-wise summation, leading to *multi-level* feature representations. Followed by a 1×1 convolution, our model predicts the final parsing result \mathbf{Y} as

$$\mathbf{Y} = \text{conv}(\mathbf{X}_0 + \mathbf{P}^\top \cdot \hat{\mathbf{X}}_G), \quad (7)$$

where $\text{conv}(\cdot)$ denotes the 1×1 convolution.

IV. TRAINING OBJECTIVES AND ANALYSIS

Having presented our model, we propose a boundary-attention loss and a discriminative loss tailored to the training of our model in Section IV-A. Further, we provide detailed analysis and discussion in Section IV-B.

A. The Loss Function

In addition to the commonly adopted parsing loss, the training objective of the proposed model further aims to promote the segmentation accuracy along the boundary as well as learning discriminative vertex features. Hence, we propose a boundary-attention loss and a discriminative loss respectively, which are detailed below.

1) *The Proposed Boundary-Attention Loss*: To improve the segmentation results along the boundary, we introduce the boundary-attention loss (BA-Loss) inspired by [9] as in our previous work [10]. The BA-loss measures the loss of the predicted parsing labels compared to the ground truth *only* at edge pixels, thus strengthening the model capacity for critical edge pixels that are challenging to distinguish. Mathematically, the BA-loss is formulated as

$$\mathcal{L}_{BA} = \sum_{i=1}^{HW} \sum_{j=1}^{N_c} [e_i = 1] y_{ij} \log p_{ij}, \quad (8)$$

where i is the pixel index, j is the class index and N_c is the number of categories. e_i is a binary scalar to indicate an edge pixel ($e_i = 1$), y_{ij} denotes the ground truth label of face parsing, and p_{ij} denotes the predicted parsing label. $[\cdot]$ is the Iverson bracket, which denotes a number that is 1 if the condition in the bracket is satisfied, and 0 otherwise.

2) *The Proposed Discriminative Loss*: In semantic segmentation, pixels belonging to different categories should be distant from each other in the feature space, while pixels belonging to the same category should be as similar as possible. In our model, while the parsing map provides hints in selecting semantic vertices, the similarity among different vertices is however overlooked. The separation of vertices is also critical in pushing pixels to its corresponding component.

Motivated by [39], we propose a discriminative loss that penalizes small feature distances between vertices representing different components and encourages multiple vertices corresponding to the same component to be more diverse. Specifically, let \mathbf{x}_1 and \mathbf{x}_2 denote the features of two semantic vertices respectively, we formulate the penalty function as

$$\phi(\mathbf{x}_1, \mathbf{x}_2) = \begin{cases} (\delta - \|\mathbf{x}_1 - \mathbf{x}_2\|_2)^2, & \|\mathbf{x}_1 - \mathbf{x}_2\|_2 < \delta \\ 0, & \|\mathbf{x}_1 - \mathbf{x}_2\|_2 \geq \delta \end{cases}, \quad (9)$$

where δ is a pre-defined threshold. If the l_2 distance between the two features exceeds δ , the function does not impose any penalty. Otherwise, the penalty is a quadratic function that takes a larger value for the smaller distance.

Considering all the vertices with cardinality KN_c , we formulate the complete discriminative loss \mathcal{L}_{dis} as follows:

$$\mathcal{L}_{dis} = \frac{1}{KN_c(KN_c - 1)} \sum_{i=1}^{KN_c} \sum_{j=1, j \neq i}^{KN_c} \phi(\mathbf{x}_i, \mathbf{x}_j). \quad (10)$$

3) *The Total Loss*: In addition to the above two loss functions, we have three more losses: 1) the prediction loss of the raw parsing map for adaptive graph projection \mathcal{L}_{raw} , which takes the cross entropy between the predicted raw parsing map and the ground truth parsing map; 2) the final parsing loss \mathcal{L}_{final} , which takes the cross entropy between each predicted

label and the ground truth label; 3) the edge prediction loss \mathcal{L}_{edge} , which measures the estimation error of the image edges. The three loss functions take the following forms:

$$\begin{aligned} \mathcal{L}_{raw} &= -\frac{1}{HW} \sum_{i=1}^{HW} \sum_{j=1}^{N_c} y_{ij} \log(\text{pred}_{ij}^{raw}); \\ \mathcal{L}_{final} &= -\frac{1}{HW} \sum_{i=1}^{HW} \sum_{j=1}^{N_c} y_{ij} \log(\text{pred}_{ij}^{final}); \\ \mathcal{L}_{edge} &= -\frac{1}{HW} \sum_{i=1}^{HW} e_i \log(\text{pred}_i^{edge}) \\ &\quad + (1 - e_i) \log(1 - \text{pred}_i^{edge}). \end{aligned}$$

The total loss function is then defined as follows:

$$\mathcal{L} = \lambda_1 \mathcal{L}_{raw} + \lambda_2 \mathcal{L}_{edge} + \lambda_3 \mathcal{L}_{BA} + \lambda_4 \mathcal{L}_{final} + \lambda_5 \mathcal{L}_{dis}, \quad (11)$$

where $\{\lambda_i\}_{i=1}^5$ are hyper-parameters to strike a balance among different loss functions.

B. Analysis

While the proposed graph projection is inspired by non-local modules and the entire model belongs to the family of graph-based methods, we analyze the prominent differences between previous works and our method.

1) *Comparison with non-local modules*: Typically, a traditional non-local module models *pixel-wise* correlations based on pixel-wise feature similarities, while neglecting the high-order relationship among regions. In contrast, we explicitly exploit the correlation among distinct components via the proposed pixel-to-vertex projection and graph reasoning over vertices. Each vertex embeds certain facial component, which models the most prominent characteristics towards semantics. We further learn and reason over the relations between vertices by graph convolution, which captures high-order semantic relations among different facial components.

Also, the computation complexity of non-local modules is expensive in general [23]. The proposed edge-aware adaptive pooling addresses this issue by extracting a few significant vertices instead of redundant query points. Further, we separate and assign different weights to edge and non-edge pixels via the learned edge map, which emphasizes on challenging edge pixels, thus improving the parsing quality.

2) *Comparison with graph-based models*: In comparison with other graph-based models, such as [27], [33], [10], we significantly improve the graph projection process by introducing semantics in an adaptive and differentiable manner. It is worth noting that, the vertex selection is critical in the graph construction. In previous works, each vertex is simply represented by a weighted sum of image pixels or acquired by spatial pooling, which may result in ambiguity in understanding vertices. Besides, given different inputs of feature maps, the pixel-wise features often vary greatly but the projection matrix is fixed after training. In contrast, we incorporate explicit semantics into the projection process to extract robust vertices and construct the projection matrix *on-the-fly* on the basis of the similarity between vertices and each pixel in the feature space.

TABLE I: Ablation study on the LaPa dataset. We conduct comparison experiments from multiple aspects, including composition of modules, loss functions, vertex numbers, FLOPs and parameters.

Model	ResNet	Spatial	Adaptive	Edge	Graph	Mean F1 (%)	Mean IoU (%)	Mean Accuracy (%)
1	✓					90.9	85.1	90.2
2	✓	✓				91.1	85.7	90.8
3	✓		✓			91.4	86.0	91.3
4	✓		✓		✓	91.9	86.3	91.7
5	✓		✓	✓		91.6	85.6	92.1
6	✓		✓	✓	✓	92.3	87.0	92.7

(a) On composition of modules

Model	Cross Entropy	Discriminative	Boundary-Attention	Mean F1 (%)	Mean IoU (%)	Mean Accuracy (%)
1	✓			90.9	85.1	90.2
2	✓	✓		91.4	86.1	92.5
3	✓		✓	91.8	86.3	91.8
4	✓	✓	✓	92.3	87.0	92.7

(b) On loss functions

Metric (%)	Top K			
	top 1	top 2	top 4	top 8
Mean F1	91.6	91.9	92.3	91.1
Mean IoU	86.0	86.3	87.0	86.2
Mean Accuracy	92.0	93.5	92.7	92.3

(c) On vertex numbers

	FLOPs (G)	Parameters (M)
ResNet	6.652	14.10
Edge Perceiving	0.249	0.03
Graph Projection	0.471	0.02
Graph Reasoning	0.037	<0.01

(d) On FLOPs and parameters

V. EXPERIMENTS

To validate the proposed model, we conduct extensive experiments on face parsing as well as on human parsing for generalizability.

A. Datasets and Metrics

Face Parsing The Helen dataset includes 2,330 images with 11 categories: background, skin, left/right brow, left/right eye, upper/lower lip, inner mouth and hair. Specifically, we keep the same training/validation/test protocol as in [42]. The number of the training, validation and test samples are 2,000, 230 and 100, respectively. The LaPa dataset [9] is a large-scale face parsing dataset, consisting of more than 22,000 facial images with abundant variations in expression, pose and occlusion, and each image is provided with an 11-category pixel-level label map and 106-point landmarks. The CelebAMask-HQ dataset [18] is composed of 24,183 training images, 2,993 validation images and 2,824 test images. The number of categories in CelebAMask-HQ is 19. In addition to facial components, the accessories such as eyeglass, earring, necklace, neck, and cloth are also annotated.

Human Parsing The LIP dataset [19] is a large-scale dataset focusing on semantic understanding of person, which contains 50,000 images with elaborated pixel-wise annotations of 19 semantic human part labels as well as 2D human poses with 16 key points. The images collected from the real-world scenarios contain human appearing with challenging poses and views, serious occlusions, various appearances and low-resolutions.

Metrics: We employ three evaluation metrics to measure the performance of our model: pixel accuracy, intersection

over union (IoU) and F1 score. The mean value is calculated by the average of total categories. Directly employing the pixel accuracy metric ignores the scale variance amid facial components, while the mean IoU and F1 score are better for evaluation. To keep consistent with the previous methods, we report the overall F1 score on the Helen dataset, which is computed over the merged facial components: brows (left + right), eyes (left + right), nose, mouth (upper lip + lower lip + inner mouth).

B. Implementation Details

During the training, we employ the random rotation and scale augmentation. The rotation angle is randomly selected from $(-30^\circ, 30^\circ)$ and the scale factor is randomly selected from $(0.75, 1.25)$. The ground truth of the edge mask is extracted according to the semantic label map. If the label of a pixel is different from any of its four neighbors, it is regarded as an edge pixel. For the Helen dataset, we pre-process the face image by face alignment as in other works. For the LaPa and CelebAMask-HQ datasets, we directly utilize the original images without any pre-processing.

We take the ResNet-101[38] as the backbone and extract the output of conv_2 and conv_5 layers as the low-level and high-level feature maps for multi-scale representations. To reduce the information loss in the spatial space, we utilize the dilation convolution in the last two blocks and the output size of the final feature map is 1/8 of the input image. To fully exploit the global information in high-level features, we employ a spatial pyramid pooling operation [41] to learn multi-scale contextual information. In the edge prediction branch, we concatenate the output of conv_2, conv_3, conv_4 layers and apply a 1×1

TABLE II: Comparison with the state-of-the-art methods on face parsing datasets (in F1 score).

Methods	Skin	Nose	U-lip	I-mouth	L-lip	Eyes	Brows	Mouth	Overall
Liu <i>et al.</i> [12]	92.1	93.0	74.3	79.2	81.7	86.8	77.0	89.1	88.6
Lin <i>et al.</i> [13]	94.5	95.6	79.6	86.7	89.8	89.6	83.1	95.0	92.7
Wei <i>et al.</i> [40]	95.6	95.2	80.0	86.7	86.4	89.0	82.6	93.6	91.7
Yin <i>et al.</i> [14]	-	96.3	82.4	85.6	86.6	89.5	84.8	92.8	91.0
Liu <i>et al.</i> [9]	94.9	95.8	83.7	89.1	91.4	89.8	83.5	96.1	93.1
Te <i>et al.</i> [10]	94.6	96.1	83.6	89.8	91.0	90.2	84.9	95.5	93.2
Ours	95.0	96.0	83.1	90.0	90.7	89.9	85.1	96.2	93.1

(a) The Helen dataset

Methods	Skin	Hair	L-Eye	R-Eye	U-lip	I-mouth	L-lip	Nose	L-Brow	R-Brow	Mean
Zhao <i>et al.</i> [41]	93.5	94.1	86.3	86.0	83.6	86.9	84.7	94.8	86.8	86.9	88.4
Liu <i>et al.</i> [9]	97.2	96.3	88.1	88.0	84.4	87.6	85.7	95.5	87.7	87.6	89.8
Te <i>et al.</i> [10]	97.3	96.2	89.5	90.0	88.1	90.0	89.0	97.1	86.5	87.0	91.1
Ours	97.7	96.5	91.6	91.1	88.5	90.7	90.1	97.3	89.9	90.0	92.3

(b) The LaPa dataset

Methods	Face I-Mouth	Nose U-Lip	Glasses L-Lip	L-Eye Hair	R-Eye Hat	L-Brow Earring	R-Brow Necklace	L-Ear Neck	R-Ear Cloth	Mean
Zhao <i>et al.</i> [41]	94.8 89.8	90.3 87.1	75.8 88.8	79.9 90.4	80.1 58.2	77.3 65.7	78.0 19.4	75.6 82.7	73.1 64.2	76.2
Lee <i>et al.</i> [18]	95.5 63.4	85.6 88.9	92.9 90.1	84.3 86.6	85.2 91.3	81.4 63.2	81.2 26.1	84.9 92.8	83.1 68.3	80.3
Luo <i>et al.</i> [11]	96.0 93.8	93.7 88.6	90.6 90.3	86.2 93.9	86.5 85.9	83.2 67.8	83.1 30.1	86.5 88.8	84.1 83.5	84.0
Te <i>et al.</i> [10]	96.2 95.0	94 88.9	92.3 91.2	88.6 94.9	88.7 87.6	85.7 68.3	85.2 27.6	88 89.4	85.7 85.3	85.1
Ours	96.5 92.0	93.9 89.1	91.8 91.1	88.7 95.2	89.1 87.2	85.5 69.6	85.6 32.8	88.1 89.9	88.7 84.9	85.5

(c) The CelebAMask-HQ dataset

convolution to predict the edge map. In the differentiable graph projection, we set top-4 pixels as representative vertices for each face component, and thus the number of graph vertices is 4 times of the category number. We set the hyper-parameters as $\lambda_1 = 1$, $\lambda_2 = 1$, $\lambda_3 = 1$, $\lambda_4 = 1$, $\lambda_5 = 0.1$.

All the experiments are implemented with 4 NVIDIA RTX 2080Ti GPUs. Stochastic Gradient Descent (SGD) is employed for optimization. We initialize the network with a pre-trained model on ImageNet. The input size is 473×473 and the batch size is set to 8. The learning rate starts at 0.001 with the weight decay of 0.0005. The batch normalization is implemented with In-Place Activated Batch Norm [43]. For fair comparisons, these settings are adopted for all the compared methods.

C. Face Parsing

We perform comprehensive experiments on the commonly used three face parsing datasets and present the experimental results as follows.

1) *Ablation study*: The ablation study is conducted from multiple aspects on the LaPa dataset.

On composition of modules. We evaluate the improvement brought by different modules in the proposed model. Specifically, we remove some components and train the model from scratch under the same initialization. The quantitative results

are reported in Table I-(a), where *ResNet* denotes the baseline model trained with the network consisting of the backbone and the pyramid spatial pooling. It achieves 90.9% in Mean F1 score. *Spatial* and *Adaptive* refer to the respective schemes of graph construction. *Spatial* denotes uniform spatial pooling as in the previous work [10] and *Adaptive* denotes the proposed adaptive pooling method in this paper, which improves the F1 score of Model 1 (*ResNet*) by 0.2% and 0.5%, respectively. This result validates the effectiveness of the proposed adaptive pixel-to-vertex projection. *Edge* and *Graph* represent the edge module and graph reasoning module, respectively. Compared with Model 3, the edge module achieves improvement of 0.2% in Mean F1 score, while the *Graph* module improves the Mean F1 score by 0.5%. This demonstrates the superiority of the proposed graph reasoning. By employing all the modules, we achieve the best performance of 92.3% in Mean F1 score.

On loss functions. We evaluate the effectiveness of different loss functions described in Section IV-A and show the comparison results in Table I-(b). We observe that the Discriminative loss leads to 0.5% of improvement and the Boundary-Attention loss brings 0.9% of improvement in Mean F1 score compared with the traditional cross entropy loss. The best performance is obtained by utilizing all of these loss functions.

On vertex numbers. Table I-(c) presents the performance with respect to different number of vertices. Our model



Fig. 5: Visualization of parsing results from different methods on the CelebAMask-HQ dataset.

achieves the best mIoU and overall F1 under the top 4 setting. We suppose that too many vertices result in redundant noisy vertices whereas fewer vertices fail to represent enough semantic information.

On FLOPs and parameters. We compute the complexity of different modules in FLOPs and Parameter size in Table I-(d). All the numbers are computed with the input image size of 473×473 when the batch size is set to 1. ResNet refers to the backbone network, which has 6.652GFLOPs and 14.10M of parameters. The Edge Perceiving module brings only about 0.25GFLOPs and 0.03M of parameters. The Graph Projection module further leads to only 0.471G and 0.02M of increase in FLOPs and parameters, respectively. After integrating the Graph Reasoning module, the network has 7.411GFLOPs and 14.15M of parameters. We see that our model improves the F1 score by 1.4% at the cost of mere 0.8GFLOPs and 0.05M of parameters compared with the ResNet backbone.

2) *Comparison with the state of the art:* We compare our method with the state-of-the-art approaches on three datasets, including small-scale and large-scale ones, as presented in Table II. Note that, the score of the eyes/brows is the sum of scores of the left and right ones, and the overall score is calculated by the average score of the mouth, eyes, nose, and brows. On the small-scale Helen dataset, our method achieves comparable performance with the state-of-the-art approaches. The reason that our model lags behind Te *et al.* [10] by 0.1% in overall F1 is mostly due to the noisy annotations. On the two large-scale face parsing datasets—LaPa and CelebAMask-HQ, our method outperforms the previous methods by a large margin. Specifically, our model achieves improvement over Te *et al.* [10] by 1.2% on the LaPa dataset and by 0.4% on the CelebAMask-HQ dataset, especially on brows and eyes.

We also visualize some parsing results of the CelebAMask-HQ dataset in comparison with competitive methods in Fig. 5. We see that our results exhibit accurate segmentation even over delicate details such as the categories of hair, earring and necklace. For example, in the first row, our model distinguishes the hand from the hair component accurately even if they are overlapped, while other methods assign the label of the hair to the hand. In the second row, our model generates the most consistent parsing result for the thin necklace while other results are fragmented. In the third row, our model separates the delicate earring from the hair, producing the finest parsing result.

3) *Visualization of vertices and response:* Further, we present some visualization examples of vertices and the pixel-to-vertex projection matrix in order to provide intuitive interpretation. Fig. 6 shows the selected vertices with respect to specific facial components, where keypoints are marked as yellow. We observe that vertices lie in the interior region of the corresponding facial component. Besides, symmetric components are well separated, such as left and right brows.

Furthermore, we visualize the pixel-to-vertex projection matrix via response maps. As in Fig. 8, given a projection matrix $\mathbf{P} \in \mathbb{R}^{KN_c \times H_1 W_1}$, we visualize the weight of each pixel that contributes to semantic vertices. Since there are 4 vertices corresponding to each component, we sum them up as a complete component response map. Brighter color in Fig. 8 indicates higher response. We observe that pixels demonstrate high response to vertices in the corresponding face component in general, which validates the effectiveness of the proposed adaptive graph projection. In particular, edge pixels show higher response in each component, thanks to the proposed edge attention and Boundary-Aware loss. Note that,

TABLE III: Experimental comparison on the LIP dataset for human parsing (in IoU score).

	background	hat	hair	glove	glasses	u-cloth	dress	coat	socks	pants	j-suits	scarf	skirt	face	l-arm	r-arm	l-leg	r-leg	l-shoe	r-shoe	mean
SegNet [44]	70.62	26.60	44.01	0.01	0.00	34.46	0.00	15.97	3.59	33.56	0.01	0.00	0.00	52.38	15.30	24.23	13.82	13.17	9.26	6.47	18.17
FCN-8s [45]	78.02	39.79	58.96	5.32	3.08	49.08	12.36	26.82	15.66	49.41	6.48	0.00	2.16	62.65	29.78	36.63	28.12	26.05	17.76	17.70	28.29
DeepLabV2 [46]	84.53	56.48	65.33	29.98	19.67	62.44	30.33	51.03	40.51	69.00	22.38	11.29	20.56	70.11	49.25	52.88	42.37	35.78	33.81	32.89	41.64
Attention [47]	84.00	58.87	66.78	23.32	19.48	63.20	29.63	49.70	35.23	66.04	24.73	12.84	20.41	70.58	50.17	54.03	38.35	37.70	26.20	27.09	42.92
Attention+SSL [19]	84.56	59.75	67.25	28.95	21.57	65.30	29.49	51.92	38.52	68.02	24.48	14.92	24.32	71.01	52.64	55.79	40.23	38.80	28.08	29.03	44.73
ASN [48]	84.01	56.92	64.34	28.07	17.78	64.90	30.85	51.90	39.75	71.78	25.57	7.97	17.63	70.77	53.53	56.70	49.58	48.21	34.57	33.31	45.41
SSL [19]	84.64	58.21	67.17	31.20	23.65	63.66	28.31	52.35	39.58	69.40	28.61	13.70	22.52	74.84	52.83	55.67	48.22	47.49	31.80	29.97	46.19
MMAN [49]	84.75	57.66	65.63	30.07	20.02	64.15	28.39	51.98	41.46	71.03	23.61	9.65	23.20	69.54	55.30	58.13	51.90	52.17	38.58	39.05	46.81
SS-NAN [50]	88.67	63.86	70.12	30.63	23.92	70.27	33.51	56.75	40.18	72.19	27.68	16.98	26.41	75.33	55.24	58.93	44.01	41.87	29.15	32.64	47.92
CE2P [51]	87.6	65.29	72.54	39.09	32.73	69.46	32.52	56.28	49.67	74.11	27.23	14.19	22.51	75.5	65.14	66.59	60.1	58.59	46.63	46.12	53.1
Ours	87.4	67.56	72.63	42.96	36.65	69.15	35.35	55.74	51.13	74.19	30.49	15.69	22.61	75.01	65.04	67.76	58.51	57.13	45.79	45.37	53.8



Fig. 6: **Visualization of projected vertices with respect to facial components.** The yellow points represent vertices acquired from the proposed adaptive graph projection, and each column represents a certain category. Note that, the vertices significant overlap with the mainstream facial landmark layout [52], [53], which brings the advantages towards learning and reasoning the semantic representation for face parsing

there exist outliers if some component is blocked. For example, while one ear is occluded in both images from row 3 and row 4, several pixels still exhibit high response to the other ear region in the response map.

D. Human Parsing

Human parsing is another segmentation task which predicts a pixel-wise label to each semantic human part. Unlike face parsing, human structure is hierarchical, where a large component could be decomposed into several fragments. Unlike recent works which often construct a fixed graph topology based on hand-crafted human hierarchy [54], [55], [56], our model learns the graph connectivity adaptively. Following the standard training and validation split as described in [51], we evaluate the performance of our model on the validation set of the LIP dataset, and present the results in Table III. Several comparison methods involve the attention module, including SS-NAN [50] and Attention [47].



Fig. 7: **Human parsing results on the LIP dataset.** Our parsing maps are clear and smooth along the boundaries, and even exhibit better results of shorts compared to the ground truth as depicted in the third row.

The results in Table III show that our model outperforms the competitive method CE2P [51] by 0.7% in mean IoU, which validates that our model is generalizable to human parsing. Also, it is worth noting that our model achieves significant improvement in elaborate categories, such as socks, glove and j-suits.

Furthermore, we provide visualization examples in Fig. 7. The visualized results demonstrate that our model leads to accurate prediction of human components, especially around the boundaries between components, which gives credits to the proposed component-level modeling.




Fig. 8: **Response maps with respect to different facial components.** Brighter color indicates higher response. The response maps exhibit high response to ambiguous pixels along the inter-component boundaries.

VI. CONCLUSION

In this paper, we propose an adaptive graph representation learning and reasoning method for the component-wise modeling of face images, aiming to exploit the component-wise relationship for accurate face parsing. In particular, we adaptively project the representation from the pixel space to the vertex space that represents semantic components as graph abstraction under the initial condition of a predicted parsing map. The image edge information is incorporated to highlight ambiguous pixels during the projection for precise segmentation along the edges. Then, the model learns and reasons over the relationship among components by propagating features across vertices on the graph. Finally, the refined vertex features are projected back to pixel grids for the prediction of the final parsing map. Further, we propose a discriminative loss to learn vertices with distinct features for semantic description of facial components. Experimental results demonstrate that the proposed model sets the new state of the art on large-scale face parsing datasets, with accurate segmentation along the boundaries. Also, our model shows effectiveness on the human parsing task, which validates its generalizability.

REFERENCES

- [1] I. Kemelmacher-Shlizerman, “Transfiguring portraits,” *ACM Trans. Graph.*, vol. 35, pp. 94:1–94:8, 2016.
- [2] Y. Nirkin, I. Masi, A. T. Tuan, T. Hassner, and G. Medioni, “On face segmentation, face swapping, and face perception,” in *2018 13th IEEE International Conference on Automatic Face & Gesture Recognition (FG 2018)*. IEEE, 2018, pp. 98–105.
- [3] Z. Shu, E. Yumer, S. Hadap, K. Sunkavalli, E. Shechtman, and D. Samaras, “Neural face editing with intrinsic image disentangling,” in *Proceedings of the IEEE conference on computer vision and pattern recognition*, 2017, pp. 5541–5550.
- [4] H. Zhang, B. S. Riggan, S. Hu, N. J. Short, and V. M. Patel, “Synthesis of high-quality visible faces from polarimetric thermal faces using generative adversarial networks,” *International Journal of Computer Vision*, pp. 1–18, 2018.
- [5] Y. Li, S. Liu, J. Yang, and M.-H. Yang, “Generative face completion,” in *Proceedings of the IEEE conference on computer vision and pattern recognition*, 2017, pp. 3911–3919.
- [6] K. Zhang, Z. Zhang, Z. Li, and Y. Qiao, “Joint face detection and alignment using multitask cascaded convolutional networks,” *IEEE Signal Processing Letters*, vol. 23, no. 10, pp. 1499–1503, 2016.
- [7] S. Liu, J. Yang, C. Huang, and M.-H. Yang, “Multi-objective convolutional learning for face labeling,” in *Proceedings of the IEEE international conference on computer vision*, 2015, pp. 3451–3459.
- [8] Z. Wei, Y. Sun, J. Wang, H. Lai, and S. Liu, “Learning adaptive receptive fields for deep image parsing network,” in *Proceedings of the IEEE international conference on computer vision*, 2017, pp. 2434–2442.
- [9] Y. Liu, H. Shi, H. Shen, Y. Si, X. Wang, and T. Mei, “A new dataset and boundary-attention semantic segmentation for face parsing,” in *AAAI*, 2020, pp. 11 637–11 644.
- [10] G. Te, Y. Liu, W. Hu, H. Shi, and T. Mei, “Edge-aware graph representation learning and reasoning for face parsing,” in *European Conference on Computer Vision*. Springer, Cham, 2020, pp. 258–274.
- [11] L. Luo, D. Xue, and X. Feng, “Ehanet: An effective hierarchical aggregation network for face parsing,” *Applied Sciences*, vol. 10, no. 9, p. 3135, 2020.
- [12] S. Liu, J. Shi, J. Liang, and M.-H. Yang, “Face parsing via recurrent propagation,” in *28th British Machine Vision Conference, BMVC 2017*, 2017, pp. 1–10.
- [13] J. Lin, H. Yang, D. Chen, M. Zeng, F. Wen, and L. Yuan, “Face parsing with roi tanh-warping,” in *Proceedings of the IEEE Conference on Computer Vision and Pattern Recognition*, 2019, pp. 5654–5663.
- [14] Z. Yin, V. Yiu, X. Hu, and L. Tang, “End-to-end face parsing via inter-linked convolutional neural networks,” *arXiv preprint arXiv:2002.04831*, 2020.
- [15] Y. Zhou, X. Hu, and B. Zhang, “Interlinked convolutional neural networks for face parsing,” in *International symposium on neural networks*. Springer, 2015, pp. 222–231.
- [16] P. Luo, X. Wang, and X. Tang, “Hierarchical face parsing via deep learning,” in *Proceedings of the IEEE international conference on computer vision*, 2012, pp. 2480–2487.
- [17] T. N. Kipf and M. Welling, “Semi-supervised classification with graph convolutional networks,” *arXiv preprint arXiv:1609.02907*, 2016.
- [18] C.-H. Lee, Z. Liu, L. Wu, and P. Luo, “Maskgan: Towards diverse and interactive facial image manipulation,” *arXiv preprint arXiv:1907.11922*, 2019.
- [19] K. Gong, X. Liang, D. Zhang, X. Shen, and L. Lin, “Look into person: Self-supervised structure-sensitive learning and a new benchmark for

- human parsing,” in *Proceedings of the IEEE Conference on Computer Vision and Pattern Recognition*, 2017, pp. 932–940.
- [20] E. Zhou, H. Fan, Z. Cao, Y. Jiang, and Q. Yin, “Extensive facial landmark localization with coarse-to-fine convolutional network cascade,” in *Proceedings of the IEEE international conference on computer vision workshops*, 2013, pp. 386–391.
- [21] D. Bahdanau, K. Cho, and Y. Bengio, “Neural machine translation by jointly learning to align and translate,” *arXiv preprint arXiv:1409.0473*, 2014.
- [22] A. Vaswani, N. Shazeer, N. Parmar, J. Uszkoreit, L. Jones, A. N. Gomez, L. Kaiser, and I. Polosukhin, “Attention is all you need,” in *Advances in neural information processing systems*, 2017, pp. 5998–6008.
- [23] X. Wang, R. Girshick, A. Gupta, and K. He, “Non-local neural networks,” in *Proceedings of the IEEE conference on computer vision and pattern recognition*, 2018, pp. 7794–7803.
- [24] Y. Chen, Y. Kalantidis, J. Li, S. Yan, and J. Feng, “A²-nets: Double attention networks,” in *Advances in Neural Information Processing Systems*, 2018, pp. 352–361.
- [25] Z. Zhu, M. Xu, S. Bai, T. Huang, and X. Bai, “Asymmetric non-local neural networks for semantic segmentation,” in *Proceedings of the IEEE International Conference on Computer Vision*, 2019, pp. 593–602.
- [26] J. Fu, J. Liu, H. Tian, Y. Li, Y. Bao, Z. Fang, and H. Lu, “Dual attention network for scene segmentation,” in *Proceedings of the IEEE Conference on Computer Vision and Pattern Recognition*, 2019, pp. 3146–3154.
- [27] Y. Chen, M. Rohrbach, Z. Yan, Y. Shuicheng, J. Feng, and Y. Kalantidis, “Graph-based global reasoning networks,” in *Proceedings of the IEEE Conference on Computer Vision and Pattern Recognition*, 2019, pp. 433–442.
- [28] X. Li, Z. Zhong, J. Wu, Y. Yang, Z. Lin, and H. Liu, “Expectation-maximization attention networks for semantic segmentation,” in *Proceedings of the IEEE International Conference on Computer Vision*, 2019, pp. 9167–9176.
- [29] M. Yin, Z. Yao, Y. Cao, X. Li, Z. Zhang, S. Lin, and H. Hu, “Disentangled non-local neural networks,” 2020.
- [30] S. Chandra, N. Usunier, and I. Kokkinos, “Dense and low-rank gaussian crfs using deep embeddings,” in *Proceedings of the IEEE International Conference on Computer Vision*, 2017, pp. 5103–5112.
- [31] M. Defferrard, X. Bresson, and P. Vandergheynst, “Convolutional neural networks on graphs with fast localized spectral filtering,” in *Advances in Neural Information Processing Systems*, 2016, pp. 3844–3852.
- [32] P. Veličković, G. Cucurull, A. Casanova, A. Romero, P. Liò, and Y. Bengio, “Graph attention networks,” in *International Conference on Learning Representations*, 2018.
- [33] Y. Li and A. Gupta, “Beyond grids: Learning graph representations for visual recognition,” in *Advances in Neural Information Processing Systems*, 2018, pp. 9225–9235.
- [34] Y. Lu, Y. Chen, D. Zhao, and J. Chen, “Graph-fcn for image semantic segmentation,” in *International Symposium on Neural Networks*. Springer, 2019, pp. 97–105.
- [35] N. Pourian, S. Karthikeyan, and B. S. Manjunath, “Weakly supervised graph based semantic segmentation by learning communities of image-parts,” in *Proceedings of the IEEE international conference on computer vision*, 2015, pp. 1359–1367.
- [36] L. Zhang, X. Li, A. Arnab, K. Yang, Y. Tong, and P. H. Torr, “Dual graph convolutional network for semantic segmentation,” *arXiv preprint arXiv:1909.06121*, 2019.
- [37] X. Li, Y. Yang, Q. Zhao, T. Shen, Z. Lin, and H. Liu, “Spatial pyramid based graph reasoning for semantic segmentation,” in *Proceedings of the IEEE/CVF Conference on Computer Vision and Pattern Recognition*, 2020, pp. 8950–8959.
- [38] K. He, X. Zhang, S. Ren, and J. Sun, “Deep residual learning for image recognition,” in *Proceedings of the IEEE international conference on computer vision*, 2016, pp. 770–778.
- [39] B. De Brabandere, D. Neven, and L. Van Gool, “Semantic instance segmentation for autonomous driving,” in *Proceedings of the IEEE Conference on Computer Vision and Pattern Recognition Workshops*, 2017, pp. 7–9.
- [40] Z. Wei, S. Liu, Y. Sun, and H. Ling, “Accurate facial image parsing at real-time speed,” *IEEE Transactions on Image Processing*, vol. 28, no. 9, pp. 4659–4670, 2019.
- [41] H. Zhao, J. Shi, X. Qi, X. Wang, and J. Jia, “Pyramid scene parsing network,” in *Proceedings of the IEEE international conference on computer vision*, 2017, pp. 2881–2890.
- [42] V. Le, J. Brandt, Z. Lin, L. Bourdev, and T. S. Huang, “Interactive facial feature localization,” in *European conference on computer vision*, 2012, pp. 679–692.
- [43] S. Rota Bulò, L. Porzi, and P. Kotschieder, “In-place activated batch-norm for memory-optimized training of dnns,” in *Proceedings of the IEEE Conference on Computer Vision and Pattern Recognition*, 2018.
- [44] V. Badrinarayanan, A. Kendall, and R. Cipolla, “Segnet: A deep convolutional encoder-decoder architecture for image segmentation,” *TPAMI*, vol. 39, no. 12, pp. 2481–2495, 2017.
- [45] J. Long, E. Shelhamer, and T. Darrell, “Fully convolutional networks for semantic segmentation,” in *Proceedings of the IEEE conference on computer vision and pattern recognition*, 2015, pp. 3431–3440.
- [46] L.-C. Chen, G. Papandreou, I. Kokkinos, K. Murphy, and A. L. Yuille, “Deeplab: Semantic image segmentation with deep convolutional nets, atrous convolution, and fully connected crfs,” *IEEE Transactions on Pattern Analysis and Machine Intelligence*, vol. 40, no. 4, pp. 834–848, 2018.
- [47] L.-C. Chen, Y. Yang, J. Wang, W. Xu, and A. L. Yuille, “Attention to scale: Scale-aware semantic image segmentation,” in *CVPR*, 2016.
- [48] P. Luc, C. Couprie, S. Chintala, and J. Verbeek, “Semantic segmentation using adversarial networks,” in *NIPS Workshop on Adversarial Training*, 2016.
- [49] Y. Luo, Z. Zheng, L. Zheng, T. Guan, J. Yu, and Y. Yang, “Macro-micro adversarial network for human parsing,” in *ECCV*, 2018.
- [50] J. Zhao, J. Li, X. Nie, F. Zhao, Y. Chen, Z. Wang, J. Feng, and S. Yan, “Self-supervised neural aggregation networks for human parsing,” in *CVPR-workshop*, 2017.
- [51] T. Ruan, T. Liu, Z. Huang, Y. Wei, S. Wei, and Y. Zhao, “Devil in the details: Towards accurate single and multiple human parsing,” in *Proceedings of the AAAI Conference on Artificial Intelligence*, vol. 33, 2019, pp. 4814–4821.
- [52] Y. Liu, H. Shen, Y. Si, X. Wang, X. Zhu, H. Shi, Z. Hong, H. Guo, Z. Guo, Y. Chen *et al.*, “Grand challenge of 106-point facial landmark localization,” in *2019 IEEE International Conference on Multimedia & Expo Workshops (ICMEW)*. IEEE, 2019, pp. 613–616.
- [53] W. Wu, C. Qian, S. Yang, Q. Wang, Y. Cai, and Q. Zhou, “Look at boundary: A boundary-aware face alignment algorithm,” in *Proceedings of the IEEE international conference on computer vision*, 2018, pp. 2129–2138.
- [54] X. Liu, M. Zhang, W. Liu, J. Song, and T. Mei, “Braidnet: Braiding semantics and details for accurate human parsing,” in *Proceedings of the 27th ACM International Conference on Multimedia*, ser. MM ’19. New York, NY, USA: Association for Computing Machinery, 2019, p. 338–346. [Online]. Available: <https://doi.org/10.1145/3343031.3350857>
- [55] W. Wang, Z. Zhang, S. Qi, J. Shen, Y. Pang, and L. Shao, “Learning compositional neural information fusion for human parsing,” in *Proceedings of the IEEE International Conference on Computer Vision*, 2019, pp. 5703–5713.
- [56] T. Wang, T. Yang, M. Danelljan, F. S. Khan, X. Zhang, and J. Sun, “Learning human-object interaction detection using interaction points,” in *Proceedings of the IEEE/CVF Conference on Computer Vision and Pattern Recognition*, 2020, pp. 4116–4125.