

Membership Inference Attack on Graph Neural Networks

Iyiola E. Olatunji
L3S Research Center
Hannover, Germany
iyiola@l3s.de

Wolfgang Nejdl
L3S Research Center
Hannover, Germany
nejdl@l3s.de

Megha Khosla
L3S Research Center
Hannover, Germany
khosla@l3s.de

ABSTRACT

Graph Neural Networks (GNNs), which generalize traditional deep neural networks or graph data, have achieved state of the art performance on several graph analytical tasks like node classification, link prediction or graph classification. We focus on how trained GNN models could leak information about the *member* nodes that they were trained on. In particular, we focus on answering the question: given a graph, can we determine which nodes were used for training the GNN model? We operate in the inductive settings for node classification, which means that none of the nodes in the test set (or the *non-member* nodes) were seen during the training. We propose a simple attack model which is able to distinguish between the member and non-member nodes while just having a black-box access to the model. We experimentally compare the privacy risks of four representative GNN models. Our results show that all the studied GNN models are vulnerable to privacy leakage. While in traditional machine learning models, overfitting is considered the main cause of such leakage, we show that in GNNs the additional structural information is the major contributing factor.

CCS CONCEPTS

• Computing methodologies → Neural networks; • Security and privacy → Privacy protections.

KEYWORDS

Graph Neural Network, Membership Inference Attack, Privacy Leakage

ACM Reference Format:

Iyiola E. Olatunji, Wolfgang Nejdl, and Megha Khosla. 2021. Membership Inference Attack on Graph Neural Networks. In *Woodstock '21: ACM Symposium on Neural Gaze Detection, June 03–05, 2021, Woodstock, NY, ACM*, New York, NY, USA, 11 pages. <https://doi.org/10.1145/1122445.1122456>

1 INTRODUCTION

Graph neural networks (GNNs) have gained substantial attention from academia and industry in the past few years with high impact applications ranging from analysis of social networks, recommender systems to biological networks. One of the most popular tasks is that of *node classification* in which the goal is to predict

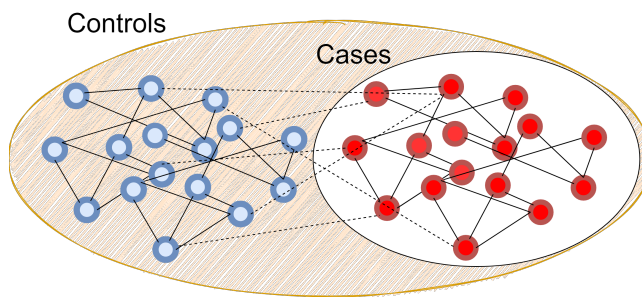


Figure 1: An example graph where the induced subgraph (red colored nodes) was used for training the network. This induced graph correspond to the social connections among the patients infected with COVID19. The graph structure among these nodes might be used to learn useful features of their interactions. The adversary then having access to the social network would be interested in discovering the infected patients (red nodes).

the unknown node labels. These models differ from the traditional machine learning models, in that they use additionally the relational information among the node instances to make predictions. In fact the graph convolution based model [20] which is the most popular class of GNNs embeds graph structure into the model itself by computing representation of a node via recursive aggregation and transformation of feature representations of its neighbors. We take the first step in exposing the vulnerability of such models to *membership inference* (MI) attacks. In particular, we ask *whether the trained GNN model can be used to identify the input instances (nodes) that it was trained on*.

To motivate the importance of the problem for graphs, consider the use case shown in Figure 1. Suppose that a researcher has a list of patients who are infected with COVID19. The researcher is interested to understanding the various factor contributing to the infection. To account for the factors such as their social activity, she might want to utilize knowledge of friendship/social connection known among the patients. She then trains a GNN model on the graph induced on the nodes of interest and use the trained node representations as additional input for her disease analysis models. A successful MI attack on the trained model would reveal the list of infected persons even though the model might have not used any disease related sensitive information.

Membership inference attack [28, 30] is usually modelled as a binary classification task, where the goal is to distinguish between the *target* model's behavior for the inputs it encountered during training from the ones which it did not. The inputs to the attack

Permission to make digital or hard copies of all or part of this work for personal or classroom use is granted without fee provided that copies are not made or distributed for profit or commercial advantage and that copies bear this notice and the full citation on the first page. Copyrights for components of this work owned by others than ACM must be honored. Abstracting with credit is permitted. To copy otherwise, or republish, to post on servers or to redistribute to lists, requires prior specific permission and/or a fee. Request permissions from permissions@acm.org.

Woodstock '21, June 03–05, 2021, Woodstock, NY

© 2021 Association for Computing Machinery.

ACM ISBN 978-1-4503-XXXX-X/21/06...\$15.00

<https://doi.org/10.1145/1122445.1122456>

model are the class probabilities (posteriors) or the confidence values output by the target model for the corresponding data point. Thus, the attacker or adversary only requires a *black-box* access to the model where she can query the model on her desired data record and obtain the model predictions (output class probabilities). The widespread availability of low-cost APIs offering machine learning as a service (MLaaS), which allows for such an access has made those platforms an attractive avenue for theft, privacy infringements and for attackers to exploit. The attacker with an access to such a service and her own data can then exploit the patterns in the posterior class probabilities to identify the training set. Intuitively, the model should be more confident of its predictions on training data as compared to other inputs.

Consequently, much of the success of membership inference attack in traditional ML models has been attributed to the tendency of the model to overfit or memorize the dataset [39]. Overfitting leads to assignment of high confidence scores to data records seen during training as compared to new data it encountered during testing making it possible to distinguish between the instance types from the prediction scores. We ask *if overfitting in GNNs is also the main contributing factor for successful membership inference*.

While membership inference has been well studied in the context of traditional ML models [29, 30] like convolution neural networks (CNNs) and multilayer perceptron (MLP), GNNs have so far escaped attention. We take the first step to show that with a black box access to the GNN model, the nodes used for training the model can be distinguished (with a high success rate) from rest of the data. While overfitting is usually the cause of such a success for models on tabular data, we discover that even if a GNN model generalizes well to unseen data, it can still be highly prone to membership inference risks.

What makes the membership inference attack evidently more successful in GNNs is the use of additional node structural information. Simply put, a k -layer GNN not only takes as input the node but also its k -hop neighborhood. The encoding of the graph structure into the model itself is what makes a GNN powerful for tasks like node classification but it is exactly this property which makes it much more vulnerable to privacy attacks. Therefore, unlike other models, reducing overfitting might not alone lead to higher robustness against privacy risks.

To summarize our key contributions are as follows.

- (1) We perform an extensive experimental study to expose the risks of data leakage in GNN models in two challenging inductive settings of data partitioning.
- (2) Contrary to the popular belief, we show that for GNNs, lack of overfitting does not guarantee robustness towards privacy attacks. In fact, the presence of overfitting led to lower attack precision and recall. We show that the overfitted GNN models give overconfident predictions also for the test set even if such a prediction corresponds to the incorrect class.
- (3) We show that the connectivity among the instances (unlike in tabular data) increases the vulnerability of GNN models towards privacy attacks.

We will publish our code at the time of publication.

2 BACKGROUND AND RELATED WORK

2.1 Graph Neural Networks

Graph Neural Networks popularized by graph convolutional networks (GCNs) and its variants, inspired from the success of convolutional neural networks (CNN), generalize the convolution operation for irregular graph data. These methods encode graph structure directly into the model using neighborhood aggregation and feature propagation strategies. In particular, the node representation is computed by recursive aggregation and transformation of feature representations of its neighbors.

Let $\mathbf{x}_i^{(\ell)}$ denote the feature representation of node i at layer ℓ and \mathcal{N}_i denotes the set of its 1-hop neighbors. Formally, the ℓ -th layer of a general graph convolutional operation can then be described as

$$\mathbf{z}_i^{(\ell)} = \text{AGGREGATION}^{(\ell)} \left(\left\{ \mathbf{x}_i^{(\ell-1)}, \left\{ \mathbf{x}_j^{(\ell-1)} \mid j \in \mathcal{N}_i \right\} \right\} \right) \quad (1)$$

$$\mathbf{x}_i^{(\ell)} = \text{TRANSFORMATION}^{(\ell)} \left(\mathbf{z}_i^{(\ell)} \right) \quad (2)$$

Finally a softmax layer is applied to the node representations at the last layer (say L) for the final prediction of node classes

$$\mathbf{y}_i \leftarrow \text{softmax}(\mathbf{z}_i^{(L)} \mathbf{W}), \quad (3)$$

where $\mathbf{y}_i \in \mathbb{R}^c$, c is the number of classes and \mathbf{W} is a learnable weight matrix. Each element $\mathbf{y}_i(j)$ corresponds to the (predicted) probability (or what we generally refer to as posterior) that node i is assigned to class j .

We focus on four representative models of this family which differ either on one of the above two steps of aggregation and transformation. In the following, we briefly describe these models and their differences.

Graph Convolutional Network (Gcn) [20]. Let d_i denote the degree of node i . The aggregation operation in Gcn is then given as

$$\mathbf{z}_i^{(\ell)} \leftarrow \sum_{j \in \mathcal{N}(i) \cup i} \frac{1}{\sqrt{d_i d_j}} \mathbf{x}_j^{(\ell-1)}. \quad (4)$$

Gcn performs a non-linear transformation over the aggregated features to compute the representation at layer ℓ .

$$\mathbf{x}_i^{(\ell)} \leftarrow \text{ReLU} \left(\mathbf{z}_i^{(\ell-1)} \mathbf{W}^{(\ell)} \right). \quad (5)$$

Simplifying Graph Convolutional Networks (Sgc) [36]. Wu et al. [36] argue that the non-linear activation function in Gcn is not critical for the node classification task and completely skips the non-linear transformation step. In particular, in a L layer Sgc model, L aggregation steps are applied as given by (4) followed by final prediction (as in (3)).

Graph Attention Networks (Gat) [33]. Gat modifies the aggregation operation in (4) by introducing attention weights over the edges. In particular the p -th attention operation results in the following aggregation operation, where

$$\mathbf{z}_i^{(\ell,p)} \leftarrow \sum_{j \in \mathcal{N}_i \cup i} \alpha_{ij}^p \mathbf{x}_j^{(\ell-1)}, \quad (6)$$

where α_{ij}^p are normalized attention coefficients computed by the p -th attention mechanism. In the transformation step the P intermediate representations corresponding to P attention mechanisms are

concatenated after a non linear transformation as in (5) to obtain the representation at layer ℓ .

$$\mathbf{x}_i^{(\ell)} = \parallel_{p=1}^P \text{ReLU} \left(\mathbf{z}_i^{(\ell,p)} \mathbf{W}^{(p\ell)} \right), \quad (7)$$

where \parallel denotes concatenation operator and $\mathbf{W}^{(p\ell)}$ is the corresponding weight matrix at layer ℓ . For more details of the attention computations we refer the reader to [33].

GraphSage (SAGE) [13]. Hamilton et al. [13] generalizes the graph convolutional framework by proposing several aggregation operations. In order to achieve scalability, rather than using the complete 1-hop neighborhood of the node, it samples a fixed number of neighbors randomly at each layer for each node. Let $\tilde{\mathcal{N}}(i)$ denotes the set of sampled neighbors for node i . The mean aggregation operation (which we use in our work) is given as follows.

$$\mathbf{z}_i^{(\ell)} \leftarrow \frac{1}{|\tilde{\mathcal{N}}(i) \cup i|} \sum_{j \in \tilde{\mathcal{N}}(i) \cup i} \mathbf{x}_j^{(\ell-1)}. \quad (8)$$

The transformation operation stays the same as in (5).

Our approach is the first work to compare different graph convolution based models with respect to their vulnerability to MI attack. More precisely, we ask *if the differences in the aggregation and transformation operations of the graph convolution based models lead to differences in privacy risks*.

2.2 Privacy attacks on Machine Learning

Several attacks on machine learning models has been proposed including membership inference attack [3, 14, 23, 24, 29, 30, 38], attribute inference attack [38, 41], model inversion attack [10, 11, 22, 26], model extraction and model parameter stealing attacks [4, 17, 32, 34]. We briefly discuss each of these attacks.

Membership Inference. In membership inference attack, the aim of the adversary is to infer whether a data sample was part of the data used in training a model or not. Shokri et al. [30] first proposed and demonstrated the feasibility of membership attacks on machine learning models. Salem et al. [29] further illustrated the high risk posed by such attacks under more relaxed assumptions in different kinds of ML models on text and image data. Similarly, Liu et al. [21] exploited membership inference attack on social media data using traditional models such as logistic regression and Xgboost. Defenses against membership inference attack includes formulating membership inference attack as a min-max approximation problem [24], fooling the adversary with adversarial examples [19], dropout and model stacking [29]. However, such defenses are not directly applicable to GNN models.

Attribute Inference. In the attribute inference attack, the attacker's goal is to reconstruct the missing attributes given a partial information about the data record and access to the machine learning model. Yeom et al. [38] formalized the definition of attribute inference attack. Zhao et al. [41] proposed a relaxed definition of attribute inference attack where the goal of the adversary approximately guess the missing attributes which achieves better attack success. In another line of work, Jayaraman and Evans [18] proposed the notion of attribute and membership inference as a measure of differential privacy (DP). However, our focus in this work is limited to membership inference attacks.

Model Inversion. In model inversion attack, the model's output is used to extract features that characterizes one of the model's classes. Fredrikson et al. [11] proposed a model inversion attack that can infer patient's genetic marker from trained model. We differentiate model inversion attack from attribute inference attack in that in attribute inference attack, the class labels are not taken into consideration (e.g. by using largest confidence value) whereas model inversion attack exploits the correlation between attributes of the training dataset and the output class labels. More importantly, model inversion does not produce a member of the training dataset.

Model Extraction. The goal of model extraction and stealing attack is to steal model parameters and hyperparameters to duplicate or mimic the functionality of the target model. Tramèr et al. [32] demonstrated that an adversary can recover model's parameter by solving equations of the target model. Wang and Gong [34] proposed an hyperparameter stealing attack which proves successful on different machine learning models.

Other attacks against machine learning models includes property inference [12] and poisoning attack [2, 8, 31].

Attacks on GNN Models. Recent works has shown that GNN models are vulnerable to adversarial attacks [6, 35, 37, 40, 43, 44]. The aim of the adversary is to fool the GNN model by manipulating node features or structural information of nodes. In this paper, we focus on membership inference attack in GNN models which is conceptually different from the goal of adversarial attacks.

We note that a recent work [15] that focuses on attack in GNN models aims at stealing links from the trained model. The goal of the adversary is to infer whether there exists a link between any pair of nodes in the graph used to train the model. With respect to target model, they assume that they only need to input node ID as input to get the output predictions. This assumption is erroneous as the considered graph convolution network (trained on node classification) does not produce a lookup table. It needs as input, the node features as well as its k-hop neighborhood (for a k-layer GNN). Assuming that they get correct posteriors on querying the target model using only the node ID implies that the adversary queried with the correct input graph (and node features) which beats the whole purpose of the attack. In addition, their focus is different from our work as we consider membership inference of nodes and not links.

2.3 Privacy Preserving Machine Learning

Sajadmanesh and Gatica-Perez [27] developed a privacy-preserving learning algorithm for Gcn model based on local differential privacy mechanism to tackle the problem of node-level privacy. The goal is to learn representation from private nodes while keeping sensitive attribute private. Zhou et al. [42] proposed a privacy-preserving GNN (PPGNN) learning paradigm for node classification task among distrusting parties. Our work differs from the above works significantly in that we focus on determining whether an individual's data sample was part of the training set used in training GNN models. Also, their proposed solutions are not directly applicable in overcoming the risk incurred by membership inference attack.

2.4 Privacy in Social Networks

User privacy in social networks has received considerable attention with focus on study of (i) vulnerabilities to privacy attacks and (ii) privacy preserving mechanisms. Humbert et al. [16] provides a review on interdependent privacy risks and on the associated (cooperative and non-cooperative) solutions. A recent survey by Beigi and Liu [1] provides an extensive overview of the privacy risks and existing solutions while considering from different aspects of social media. From the aspect of defenses against inference attacks using social networks, Chen et al. [5] proposed methods to allow releasing as much social network data as possible while satisfying the privacy guarantees according to different user concerns. De and Chakrabarti [7] present a generic framework to protect differential privacy for popular link prediction heuristics under the ranking objective.

3 OUR APPROACH

3.1 Problem Description

Notations. Let $G = (V, E)$ represents the graph dataset with $|V|$ nodes and $|E|$ edges. Let the nodes be labelled. We denote by *target graph*, $\mathcal{G}_t = (V_t, E_t)$, the induced graph on the set of sensitive or the member nodes V_t which is used to train the *target model*, \mathcal{M} . To generate a target graph for our experiments, we select randomly equal number of nodes of each class from V and for each $u, v \in V_t$ we have $(u, v) \in E_t$ if and only if $(u, v) \in E$. All our experiments were conducted for 10 such instantiations of the target graph. Corresponding to each target graph, a random set of equal number of *test* nodes were sampled. We also call the test nodes as *non-member* nodes. The goal of the membership inference attack is to distinguish between the member and non-member nodes. We refer to the trained GNN model as the *target model*.

Each GNN model, \mathcal{M} is trained on the node classification task. There are two popular train-test settings for graph based models: *transductive* and *inductive*. In the transductive setting, the complete graph G is used for training where only a subset of nodes are labelled. Though the GNN model is trained using the supervised loss on labelled nodes, the unlabelled nodes are also part of the training process. For a given input node instance, say u , a k -layer GNN model uses as input the k -hop neighborhood of u . This neighborhood might also include a number of unlabelled nodes whose feature representations were used to learn the representation of node u . This implies that each node whether labelled or unlabelled contributes to training of the model. Hence, from privacy perspective, these nodes are also sensitive as they influence the behavior of the model.

We therefore perform our experiments in two inductive settings: (i) in the first setting which we call the *TSTF setting*, in which the whole graph G is available to the adversary but she is not aware of the subgraph \mathcal{G}_t used for training the target model, (ii) in our second setting *TSTS setting*, the target graph \mathcal{G}_t is an isolated component of G . The adversary also does not have full access to G but only to the induced edges among the train/test nodes.

From the perspective of model access, the following assumptions holds for an adversary: (1) She knows the architecture of the GNN model (2) She has a black-box access to the trained model. These

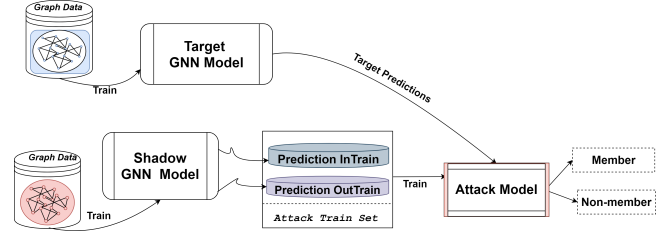


Figure 2: Attack methodology for membership inference on GNN models. The training nodes and neighbor information (InTrain) used for training the shadow GNN model are labelled as *member*. We also query the shadow model with nodes from a test graph (OutTrain) and labelled the predictions as *non-Member*. These predictions are used to train the attack model. The attacker then queries his trained attack model with posteriors obtained from the target model (target predictions) to infer membership.

assumptions are realistic. For instance, knowing the architecture of the GNN model can be performed via model stealing attacks or model extraction attack [25, 32, 34]. Similarly, black-box access can be achieved through platforms that offers machine learning as a service (MLaaS). Thus attacker only have access to the output class probabilities which we also refer to as *posteriors*.

PROBLEM STATEMENT. Let a GNN model \mathcal{M} be trained using the graph $G_t = (V_t, E_t)$. Given a node v and its L -hop neighborhood, determine if $v \in V_t$. Note that even if v was in the training set, the L -hop neighborhood known to adversary might not be the same that was used to train the model \mathcal{M} .

3.2 Attack Methodology

We model the problem of membership inference as a binary classification task where the goal is to determine if a given node $v \in V_t$. We denote our attack model which is a binary classifier by \mathcal{A} . We used precision and recall as measure of the attacker's inference as done in [29, 30]. *Precision* measures the fraction of predicted member nodes that are indeed member of the training dataset while *recall* measures the fraction of the training dataset which are correctly inferred as members by the attacker. We also report the AUROC performance score for the attack model.

To train \mathcal{A} , we first derive a labelled training dataset with ground truth information using techniques similar to [30]. In particular, we build a *shadow model* which simulates the behavior of the target model. We assume that the shadow model uses the same ML algorithm and has the same hyperparameters as the target model. This is possible either via model stealing attacks or model extraction attack to approximate the target model [25, 32, 34].

The adversary's methodology (also shown in Figure 2) can then be organized into three phases, shadow model training, attack model training, and membership inference.

3.2.1 Shadow model training. To train the shadow model, we assume that the adversary has access to the graph with vertex set V_{shadow} that comes from the same underlying distribution as V_t . Then the adversary trains the shadow model using the shadow

model’s training split, $V_{shadow}^{Train} \subset V_{shadow}$. To replicate the behavior of the target model, we use the output class probabilities by the target model (when V_{shadow}^{Train} is used as input) as the ground truth for training the shadow model.

3.2.2 Attack model training. To construct the attack model we use the trained shadow model to perform prediction over all nodes in V_{shadow}^{Train} and $V_{shadow}^{Out} = V_{shadow} \setminus V_{shadow}^{Train}$ and obtain the corresponding output class posterior probabilities. For each node, we take the posteriors as input feature vector for the attack model and assigns a label 1 if the node is in V_{shadow}^{Train} and 0 if the node is from V_{shadow}^{Out} . These assigned labels serves as ground truth data for the attack model. All the generated feature vectors and labels are used in training the attack model.

3.2.3 Membership inference. To perform the inference attack on whether a given node $v \in V_t$, the adversary queries the target model with v and its known neighborhood to obtain the posteriors. Note that even if v was part of training data, the adversary would not always have access to the exact neighborhood structure that was used for training. Then she inputs the posteriors into the attack model \mathcal{A} to obtain the membership prediction.

4 EXPERIMENTS

We compare four popular GNN models: (i) graph convolution network (GCN)[20], (ii) graph attention network (GAT) [33] (iii) simplified graph convolution (SGC) [36] and (iv) GraphSage (SAGE) [13]. We ran all experiments for 10 random data splits (i.e., the target graphs, shadow graphs as well as the test graphs were generated 10 times) and report the average performance along with the standard deviation.

4.1 Dataset and Settings

To conduct our experiments, we used 5 different dataset commonly used as benchmark dataset for evaluating GNN performance. We briefly describe each of the datasets in this section.

Flickr. This dataset was curated from Flickr, an image and video hosting platform. The nodes represents an image uploaded to Flickr and the edges represents the common properties shared between two images. Common properties includes sharing same geographic location, descriptions by users. The node features are bag-of-word representation of the images.

Cora. The Cora dataset consists of machine learning papers grouped into one of seven classes. Nodes represents the papers and edges indicates citations between two papers. Each node consist of features represented by 0/1-valued word vector which indicates the presence or absence of the word from the dictionary.

CiteSeer. CiteSeer is a citation network consisting of 6 classes where nodes are the publications and edges represents citations. Similar to Cora, the features are represented by 0/1-valued word vectors.

PubMed. is a database consisting of abstract of medical papers related to diabetes which can be categorized into one of three classes. The nodes consist of features obtained by TF/IDF weighted word vector of unique words in the dictionary. The edges represents citations between the papers.

Table 1: Dataset Statistics. $|V|$ and $|E|$ denotes the number of vertices and edges in the corresponding graph dataset. $|V_t|$ denotes the set of vertices in the target (train) graph.

	Cora	CiteSeer	PubMed	Flickr	Reddit
$ V $	2708	3312	19,717	89,250	232,965
$ E $	5429	4715	44,338	449,878	57,307,946
# features	1433	3703	500	500	602
# classes	7	6	3	7	41
$ V_t $	630	600	4500	10,500	20,500

Reddit. The Reddit dataset is a very large graph consisting of post-to-post interactions of a user. An edge between two posts indicates that the same user commented on both post. The labels are subreddit or community that a post is associated with. The task is to predict the community structure of a social network modeled with Reddit posts.

4.2 Model Architecture and Training

We used a 2-layer GCN, GAT, SGC and SAGE architecture for our target models and shadow models. The attack model is a 3-layer MLP model. All target and shadow models are trained such that they achieve comparable performance as reported by the authors in the literature. All experiments were conducted using PyTorch Geometric library [9] and Python3 on 11GB GeForce GTX 1080 Ti GPU. We vary the learning rates between 0.001 and 0.0001 depending on the model and dataset.

Evaluation Metrics. We report AUC ROC scores, Precision and Recall for the attack model. For the target GNN models, we report train and target accuracy.

5 RESULTS AND DISCUSSION

With our experiments we aim to answer the following research questions.

RQ 1. *How do different GNN models compare with respect to privacy leakage of training data?*

RQ 2. *How does overfitting influence the performance of membership inference attack in GNNs?*

RQ 3. *How does the attack success rate change with the number of available node classes?*

5.1 Comparison among GNN Models

In this section, we show that all the four studied GNN models are prone to membership inference leakage. All models exhibit different levels of risks with respect to the attack.

Setting TSTF. The AUROC scores for the attack model on all datasets except Reddit are shown in Figure 3. For the models GCN and SGC, the attack model obtains similar scores. Note that the difference between SGC and GCN is that SGC does not use a non-linear transformation after the feature aggregation step. The feature aggregation scheme employed in both the models is exactly the same.

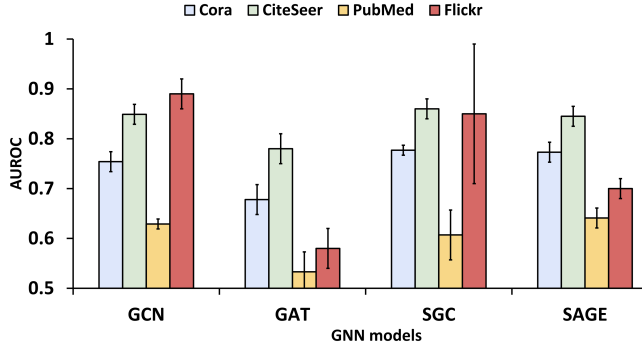


Figure 3: AUROC scores of attack model against different GNN models in the TSTF setting.

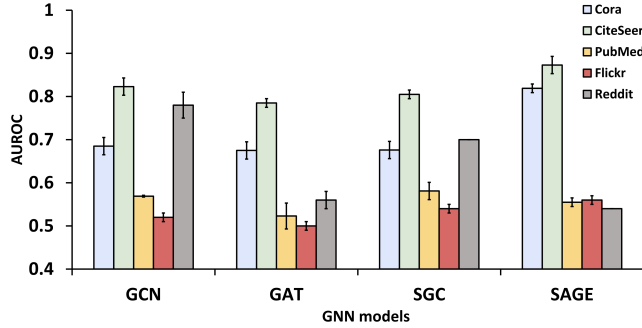


Figure 4: AUROC scores of attack model against different GNN models in the TSTS setting.

GAT is the most robust towards the attack. GAT also differs from the models in that it uses a weighted aggregation mechanism.

SAGE employs a mean aggregation over the neighborhood's features. In addition, unlike the other models for the aggregation step it samples a fixed number of neighbors rather than using the complete neighborhood. Though it shows similar results for 3 citation networks, the attack is less successful for the larger graph FLICKR (when compared to GCN and GAT). We attribute the reason for such an observation to the induced noise in the neighborhood structures because of random sampling of neighbors. Obviously, the effect is more prominent in denser graphs like FLICKR as compared to CORA where the average degree is less than 2.

5.1.1 Effect of Neighborhood Sampling in SAGE. To further understand the reason for SAGE model's behavior on smaller dataset, we varied the number of neighbors sampled at different layers of the network and the batch size. SAGE utilizes mini-batching technique that contains node on which representation is generated. We used [25,10] and [5,5] as sampled neighborhood size in layers 1 and 2. For instance, [5,5] implies that on the first and second layer of the SAGE model, only 5 neighbors of a node are sampled. As shown in Figure 5, the attack precision decreases as the number of sampled nodes decreases. This is due to the fact that the model uses the noisy neighborhood information and is not able to fully encode the graph structure in the model, this in turn makes the posteriors of

neighboring nodes less correlated. Similar results are obtained for a larger dataset, FLICKR (shown in Figure 11).

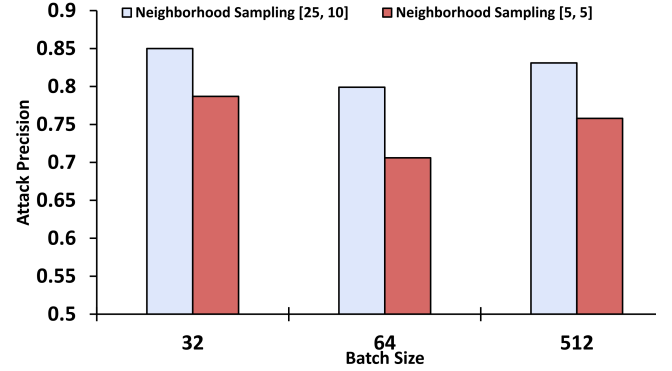


Figure 5: Effect of training batch size and sampled neighbors on attack precision for SAGE model on CORA dataset.

Setting TSTS. Unlike in the TSTF setting, the train and test sets in this setting are disconnected. This implies that any node $v \in V_t$ and its exact neighborhood used during training is known to the adversary. We also see a huge reduction in test set performance (for detailed scores see Tables 6,7, 8) implying that the model is not generalising well to the test set. Intuitively it would be much easier to attack in this setting.

The AUROC scores for the corresponding attack are shown in Figure 4. Precision and recall of the attack model along with train-test set performance of the target model are shown in Tables 6,7 and 8. We observe that for CORA and CITESEER the attack has similar success rate as in TSTF setting, for FLICKR on the other hand, the attack performance degrades. For the larger dataset REDDIT, the attack is successful for GCN and SGC models with a mean precision of 0.81 and 0.74 (see Table 8) respectively.

GAT and SAGE shows more robustness with AUROC scores close to 0.5 (implying that the attack model cannot distinguish between member and non-member nodes better than a random guess) for datasets: PUBMED, FLICKR, REDDIT. We believe that this is due to the fact that posteriors for the test set follow a similar pattern as in the train set. In Section 5.3 we further investigate the specific case of overfitting, where we also find that due to overconfident posteriors for the test set (though for incorrect predictions), the attack model is unable to distinguish between the member and non-member nodes. In the next section we further investigate how the connectivity among the nodes (instances) influences the behavior of the attack model.

5.2 Effect of Instance Connectivity

Unlike tabular data, in graphs, the data points (which are the nodes) are linked or connected. Though our attack model only uses the prediction probabilities and has no knowledge of the graph structure, the attack pattern reveals the effect of correlated posteriors of neighboring nodes. We will illustrate the attack pattern with respect to node or instance connectivity using Cora dataset as an example. The performance of GNN models as well as the attack model is provided in Table 2.

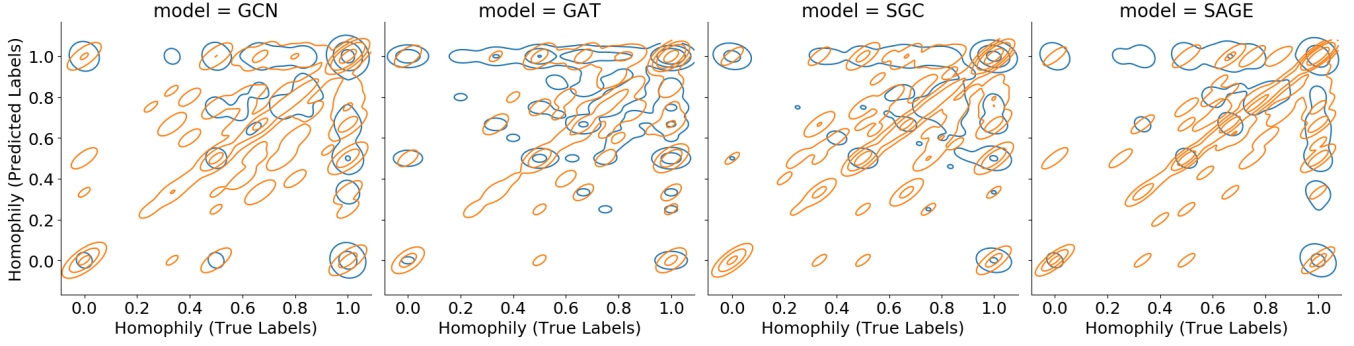


Figure 6: Joint distribution of true and predicted homophily. The orange contour lines correspond to correctly predicted nodes (by the attack model) and the blue lines correspond to incorrectly predicted nodes on CORA dataset in the TSTF setting.

Table 2: Performance of different target GNN models and attack model on CORA dataset in the TSTF setting.

	Target Model		Attack Model	
	TRAIN	TEST	PRECISION	RECALL
GCN	0.81 ± 0.01	0.84 ± 0.02	0.76 ± 0.02	0.75 ± 0.02
GAT	0.76 ± 0.01	0.83 ± 0.02	0.69 ± 0.03	0.68 ± 0.03
SGC	0.73 ± 0.02	0.84 ± 0.01	0.77 ± 0.02	0.78 ± 0.01
SAGE	0.99 ± 0.002	0.76 ± 0.02	0.78 ± 0.02	0.77 ± 0.02

Given the predicted posteriors as input, the attack model labels the node instance as member (label 1) or non-member (label 0) node. To understand the pattern of label assignments by the attack model we need the following definition.

DEFINITION (HOMOPHILY). *For any node u which is either a member or non-member, we define its homophily as the fraction of its one-hop neighbors which has the same label as u . The neighborhood of any node is computed using the graph available to the adversary. We call homophily with respect to ground truth as the **true homophily** and with respect to the attack model predictions as the **predicted homophily**.*

Therefore, a true homophily of 1 means u and all its neighbors in the graph used by the adversary are members or non-members. Similarly, a predicted homophily of 1 implies that u and its neighbors were assigned the same label by the attack model. In Figure 6, we plot the joint distribution of true and predicted homophily of the correctly (orange contour lines) and incorrectly (blue contour lines) predicted nodes. Our following observations imply the attack model even without using explicitly the graph structure is greatly influenced by the correlation of prediction probabilities (posteriors) of the connected nodes and assigns connected nodes the same label.

- (1) Blue regions on the upper left corner correspond to nodes with 0 true homophily and high predicted homophily. Such a node for example if is a member node, then all of its neighbors are non-members. The attack model makes wrong predictions while matching their predicted labels to their neighbors. On the other hand the attack model made the right predictions for its neighbors.

- (2) Blue regions on the upper right corner of the plot corresponds to nodes with high true and predicted homophily. This implies that the attack model assigned wrong label to the node and its neighbors.
- (3) Regions along the diagonal as well as above the diagonal correspond to nodes whose predicted homophily increased.
- (4) The lower precision of the attack model for GAT (as compared to other models) is evident in Figure 6 where a larger number of nodes (corresponding concentrated blue regions with high predicted homophily) and its neighbors are assigned the wrong label. Though the attack model is not very successful in this case, we still observe that the decisions of the attack model are correlated for connected nodes.
- (5) For GCN, SGC and SAGE the attack model obtains similar Precision and Recall. The corresponding plots in Figure 6 show similar patterns where for most of the nodes the predicted homophily either increases or stays the same. Note that high density of orange contour lines over the diagonal implies that the attack model has predicted the node as well its same labelled neighbors correctly.

To summarize, we observe that the attack model's predictions on a node are highly correlated with its predictions on its neighbors. As the attack model is agnostic to the graph structure, we conclude that posterior of neighboring nodes are also correlated which the attack model is able to exploit. We also provide the homophily plot for FLICKR dataset (for TSTF Setting) in Figure 10 where we observe clear distinctions among the attack model's behavior in different models.

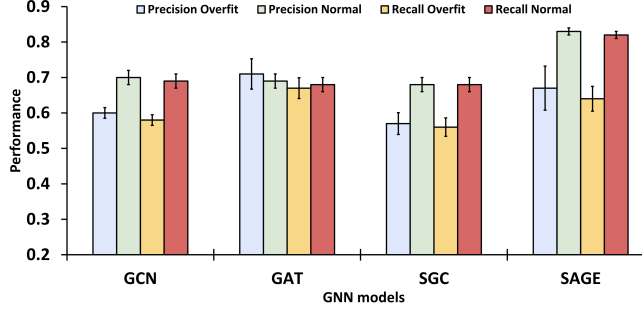
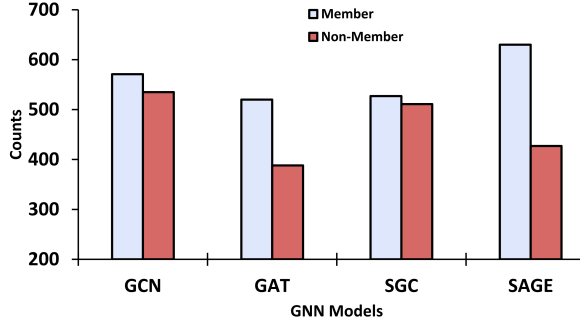
5.3 Effect of Model Overfitting

To investigate the effect of overfitting, we train the models such that they achieve zero training loss or high generalization error. The train and test accuracy as well as the attack precision and recall are shown in Table 3.

Figure 7 shows the comparison between a "normal" model and overfitted model. The attack precision and recall of the overfitted model consistently decreases across all models except for GAT. This implies that overfitting alone might not always be a contributing factor to membership inference attack and that overfitted model

Table 3: Performance of GNN models and attack model on CORA dataset in case of overfitting.

	Target Model		Attack Model	
	TRAIN	TEST	PRECISION	RECALL
GCN	0.93 ± 0.01	0.58 ± 0.03	0.60 ± 0.02	0.58 ± 0.02
GAT	0.91 ± 0.01	0.53 ± 0.03	0.71 ± 0.04	0.67 ± 0.03
SGC	0.92 ± 0.01	0.52 ± 0.02	0.57 ± 0.03	0.56 ± 0.03
SAGE	1 ± 0.00	0.70 ± 0.03	0.67 ± 0.06	0.64 ± 0.03

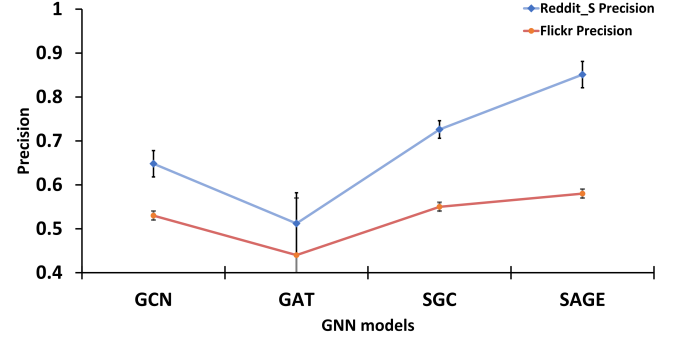
**Figure 7: Influence of overfitting on attack precision and Recall on Cora dataset. The "Normal" here refers to the case when all models were trained for a fixed number of epochs. Corresponding performance scores are also provided in Table 2.****Figure 8: Count of nodes (members and non-members) for which the maximum posterior is greater than 0.8 when GNN models overfit on Cora. The statistics are shown for one random data split.**

may not always encode the information needed to launch membership inference attack.

To understand the reasons behind the above observations, we investigate the posterior distribution of member and non-member nodes. In Figure 8, we show the distribution of *maximum* posterior (i.e., the posterior probability corresponding to the predicted class) of overfitted models on train (member) and test (non-member) set. We observe that in case of overfitting, the GNN model not only make highly confident predictions for the train set but also for the test set. Most of the nodes whether train or test set obtain

the maximum class probability (or posterior) greater than 0.8 for models GCN and SGC. For GAT and SAGE the attack models obtains higher precision given that relatively less number of non-member nodes obtain high maximum posterior. Moreover, from the test set performance in Table 3 we observe that SAGE generalizes better than GAT which also reflects in lower attack precision in SAGE.

5.4 Effect of Number of Classes

**Figure 9: The effect of number of classes on attack performance. Reddit_S is subset of REDDIT dataset having 50 nodes per class. REDDIT has 41 classes while FLICKR has 7 classes.**

We investigated the influence of the number of available node classes on attack prediction. For all dataset with 6 or more classes, the attack performs well. However, for PUBMED with 3 classes, the attack precision and recall is relatively low in both TSTF and TSTS setting across all models. Figure 9 shows the effect of number of classes on attack precision using 50 nodes in each class of the REDDIT dataset consisting of 41 classes and FLICKR dataset consisting of 7 classes. The result points out that GNN models are more vulnerable with increase in number of classes.

6 CONCLUSION

We perform an experimental study to show and compare the vulnerability of GNN models to membership inference attacks. Our attack model is a binary classifier which distinguishes between member and non-member nodes using the predicted class probabilities or posteriors of the target GNN model. We show that all the studied models are vulnerable to membership inference attack. We carried out experiments on five popular datasets in two inductive settings.

Interestingly, we observe that though the attack model does not use the structural information of the underlying graph, most of the time it assigns the same label to connected nodes. This points to the high correlation among the posteriors returned by the GNN model for the connected nodes. This inturn implies that the connectivity information encoded by the GNN inside the model makes it more vulnerable to such inference attacks.

Another important finding of our work is that overfitting does not always lead to improvement in the attack success rate. We find that overfitted GNN models not only make very confident predictions for the member nodes but also for the non-member nodes (though such predictions might be incorrect). In such cases

the attack model has less distinguishing power given only the black box access to posteriors.

A MORE DETAILS ON RESULTS

A.1 Performance in TSTF Setting

Tables 4 and 5 report performance of the target and the attack models on CITESEER, PUBMED and FLICKR. All target models except SAGE encountered memory issues for the REDDIT in TSTF setting. Therefore, we only provide results for REDDIT in the TSTS setting.

Table 4: Performance of different GNN models on CITESEER dataset in the TSTF setting.

CiteSeer				
	Target Model		Attack Model	
	TRAIN	TEST	PRECISION	RECALL
GCN	0.90 ± 0.01	0.75 ± 0.01	0.86 ± 0.02	0.85 ± 0.02
GAT	0.87 ± 0.01	0.73 ± 0.02	0.79 ± 0.02	0.78 ± 0.03
SGC	0.85 ± 0.01	0.74 ± 0.02	0.87 ± 0.02	0.86 ± 0.02
SAGE	0.99 ± 0.001	0.67 ± 0.01	0.86 ± 0.03	0.85 ± 0.02

A.2 Performance in TSTS Setting

Tables 6, 7 and 8 provide performance scores of all target and attack models in TSTS setting.

A.3 Effect of Instance Connectivity in FLICKR

As already discussed in 5.2, the node connectivity has an influence on the attack model's behavior. In Figure 10 we present the joint distribution plots for true and predicted homophily in the case of TSTF setting. The attack is most successful in GCN and least in GAT. We observe that for both the models the predicted homophily increases for most of the nodes (with dense regions on or above the diagonal) with the difference that for GAT, the attack is more confused and assigns the wrong label not only to the node but also to most of its connected neighbors.

A.4 Effect of neighbor sampling on FLICKR

As in Section 5.1.1 we further illustrate the behavior of attack model with respect to neighborhood sampling and batch size in SAGE for larger dataset, FLICKR. The more the neighborhood size and training batch size, the higher the attack precision (see Figure 11). When the batch size is 1024, the attack precision is at the highest indicating a highly successful attack. Consistent with our discussion in Section 5.1.1, this shows that larger neighborhood sampling and batch size increases the vulnerability of SAGE to MI.

REFERENCES

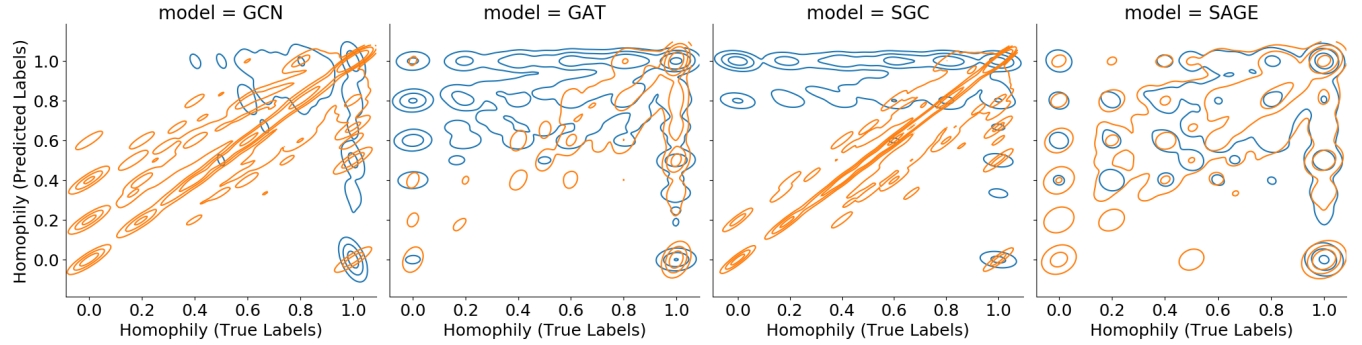
- [1] Ghazaleh Beigi and Huan Liu. 2020. A Survey on Privacy in Social Media: Identification, Mitigation, and Applications. 1, 1 (2020).
- [2] Battista Biggio, Luca Didaci, Giorgio Fumera, and Fabio Roli. 2013. Poisoning attacks to compromise face templates. In *2013 International Conference on Biometrics (ICB)*. IEEE, 1–7.
- [3] Nicholas Carlini, Chang Liu, Úlfar Erlingsson, Jernej Kos, and Dawn Song. 2019. The secret sharer: Evaluating and testing unintended memorization in neural networks. In *28th {USENIX} Security Symposium ({USENIX} Security 19)*. 267–284.
- [4] Varun Chandrasekaran, Kamalika Chaudhuri, Irene Giacomelli, Somesh Jha, and Songbai Yan. 2020. Exploring connections between active learning and model extraction. In *29th {USENIX} Security Symposium ({USENIX} Security 20)*. 1309–1326.
- [5] J. Chen, J. He, L. Cai, and J. Pan. 2018. Disclose More and Risk Less: Privacy Preserving Online Social Network Data Sharing. *IEEE Transactions on Dependable and Secure Computing* (2018), 1–1.
- [6] Hanjun Dai, Hui Li, Tian Tian, Xin Huang, Lin Wang, Jun Zhu, and Le Song. 2018. Adversarial attack on graph structured data. *arXiv preprint arXiv:1806.02371* (2018).
- [7] Abir De and Soumen Chakrabarti. 2019. Privacy Preserving Link Prediction with Latent Geometric Network Models. *CoRR abs/1908.04849* (2019).
- [8] Minghong Fang, Xiaoyu Cao, Jinyuan Jia, and Neil Gong. 2020. Local model poisoning attacks to Byzantine-robust federated learning. In *29th {USENIX} Security Symposium ({USENIX} Security 20)*. 1605–1622.
- [9] Matthias Fey and Jan Eric Lenssen. 2019. Fast graph representation learning with PyTorch Geometric. *arXiv preprint arXiv:1903.02428* (2019).
- [10] Matt Fredrikson, Somesh Jha, and Thomas Ristenpart. 2015. Model inversion attacks that exploit confidence information and basic countermeasures. In *Proceedings of the 22nd ACM SIGSAC Conference on Computer and Communications Security*. 1322–1333.
- [11] Matthew Fredrikson, Eric Lantz, Somesh Jha, Simon Lin, David Page, and Thomas Ristenpart. 2014. Privacy in pharmacogenetics: An end-to-end case study of personalized warfarin dosing. In *23rd {USENIX} Security Symposium ({USENIX} Security 14)*. 17–32.
- [12] Karan Ganju, Qi Wang, Wei Yang, Carl A Gunter, and Nikita Borisov. 2018. Property inference attacks on fully connected neural networks using permutation invariant representations. In *Proceedings of the 2018 ACM SIGSAC Conference on Computer and Communications Security*. 619–633.
- [13] William L. Hamilton, Rex Ying, and Jure Leskovec. 2017. Inductive Representation Learning on Large Graphs. In *NIPS*.
- [14] Jamie Hayes, Luca Melis, George Danezis, and Emiliano De Cristofaro. [n.d.]. LOGAN: Evaluating Information Leakage of Generative Models Using Generative Adversarial Networks. ([n.d.]).
- [15] Xinlei He, Jinyuan Jia, Michael Backes, Neil Zhenqiang Gong, and Yang Zhang. 2020. Stealing Links from Graph Neural Networks. *arXiv preprint arXiv:2005.02131* (2020).
- [16] Mathias Humbert, Benjamin Trubert, and Kévin Huguenin. 2019. A survey on interdependent privacy. *ACM Computing Surveys (CSUR)* 52, 6 (2019), 1–40.
- [17] Matthew Jagielski, Nicholas Carlini, David Berthelot, Alex Kurakin, and Nicolas Papernot. 2020. High Accuracy and High Fidelity Extraction of Neural Networks. In *29th {USENIX} Security Symposium ({USENIX} Security 20)*.
- [18] Bargav Jayaraman and David Evans. 2019. Evaluating differentially private machine learning in practice. In *28th {USENIX} Security Symposium ({USENIX} Security 19)*. 1895–1912.
- [19] Jinyuan Jia, Ahmed Salem, Michael Backes, Yang Zhang, and Neil Zhenqiang Gong. 2019. Memguard: Defending against black-box membership inference attacks via adversarial examples. In *Proceedings of the 2019 ACM SIGSAC Conference on Computer and Communications Security*. 259–274.
- [20] Thomas N. Kipf and Max Welling. 2017. Semi-Supervised Classification with Graph Convolutional Networks. In *International Conference on Learning Representations (ICLR)*.
- [21] G. Liu, C. Wang, K. Peng, H. Huang, Y. Li, and W. Cheng. 2019. SocInf: Membership Inference Attacks on Social Media Health Data With Machine Learning. *IEEE Transactions on Computational Social Systems* 6, 5 (2019), 907–921.
- [22] Luca Melis, Congzheng Song, Emiliano De Cristofaro, and Vitaly Shmatikov. 2019. Exploiting unintended feature leakage in collaborative learning. In *2019 IEEE Symposium on Security and Privacy (SP)*. IEEE, 691–706.
- [23] Milad Nasr, Reza Shokri, and Amir Houmansadr. 2018. Machine learning with membership privacy using adversarial regularization. In *Proceedings of the 2018 ACM SIGSAC Conference on Computer and Communications Security*. 634–646.
- [24] Milad Nasr, Reza Shokri, and Amir Houmansadr. 2019. Comprehensive privacy analysis of deep learning: Passive and active white-box inference attacks against centralized and federated learning. In *2019 IEEE Symposium on Security and Privacy (SP)*. IEEE, 739–753.
- [25] Seong Joon Oh, Bernt Schiele, and Mario Fritz. 2019. *Towards Reverse-Engineering Black-Box Neural Networks*. Springer International Publishing, Cham, 121–144.

Table 5: Performance of different GNN models on PUBMED and FLICKR dataset in the TSTF setting.

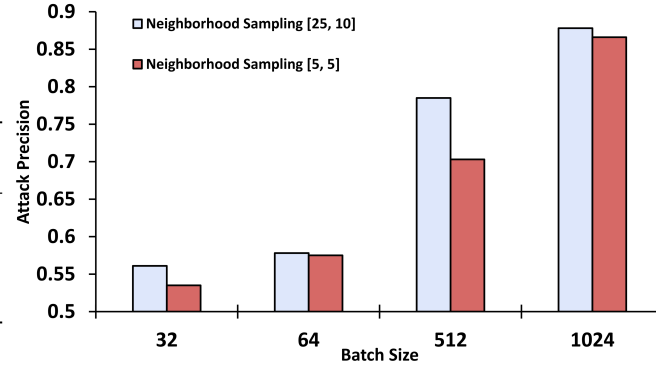
	PubMed				Flickr			
	Target Model		Attack Model		Target Model		Attack Model	
	TRAIN	TEST	PRECISION	RECALL	TRAIN	TEST	PRECISION	RECALL
GCN	0.74 ± 0.01	0.80 ± 0.01	0.64 ± 0.01	0.63 ± 0.01	0.37 ± 0.03	0.18 ± 0.02	0.90 ± 0.02	0.89 ± 0.03
GAT	0.70 ± 0.01	0.76 ± 0.02	0.40 ± 0.17	0.53 ± 0.04	0.21 ± 0.02	0.14 ± 0.03	0.61 ± 0.03	0.58 ± 0.03
SGC	0.68 ± 0.01	0.78 ± 0.01	0.64 ± 0.01	0.60 ± 0.05	0.45 ± 0.01	0.10 ± 0.02	0.85 ± 0.02	0.85 ± 0.20
SAGE	0.82 ± 0.003	0.78 ± 0.02	0.66 ± 0.02	0.64 ± 0.02	0.70 ± 0.04	0.20 ± 0.01	0.71 ± 0.01	0.70 ± 0.01

Table 6: Performance of different GNN models on CORA and CITESEER dataset in the TSTS setting.

	Cora				CiteSeer			
	Target Model		Attack Model		Target Model		Attack Model	
	TRAIN	TEST	PRECISION	RECALL	TRAIN	TEST	PRECISION	RECALL
GCN	0.81 ± 0.01	0.60 ± 0.02	0.70 ± 0.02	0.69 ± 0.02	0.90 ± 0.01	0.61 ± 0.01	0.83 ± 0.01	0.82 ± 0.02
GAT	0.76 ± 0.01	0.56 ± 0.02	0.69 ± 0.02	0.68 ± 0.02	0.87 ± 0.01	0.62 ± 0.02	0.80 ± 0.01	0.79 ± 0.01
SGC	0.72 ± 0.01	0.57 ± 0.02	0.68 ± 0.02	0.68 ± 0.02	0.85 ± 0.01	0.61 ± 0.02	0.82 ± 0.02	0.81 ± 0.02
SAGE	0.99 ± 0.002	0.70 ± 0.02	0.83 ± 0.01	0.82 ± 0.01	0.99 ± 0.003	0.70 ± 0.02	0.88 ± 0.01	0.87 ± 0.02

**Figure 10: Joint distribution of true and predicted homophily on FLICKR dataset.****Table 7: Performance of different GNN models on PUBMED dataset in the TSTS setting.**

	PubMed			
	Target Model		Attack Model	
	TRAIN	TEST	PRECISION	RECALL
GCN	0.73 ± 0.01	0.71 ± 0.01	0.58 ± 0.004	0.57 ± 0.002
GAT	0.70 ± 0.01	0.67 ± 0.01	0.35 ± 0.18	0.52 ± 0.03
SGC	0.68 ± 0.01	0.66 ± 0.01	0.59 ± 0.02	0.58 ± 0.01
SAGE	0.82 ± 0.003	0.77 ± 0.01	0.57 ± 0.01	0.56 ± 0.01

**Figure 11: Effect of training batch size and sampled neighbors on attack precision for SAGE model on FLICKR dataset.**

https://doi.org/10.1007/978-3-030-28954-6_7

- [26] Nicolas Papernot, Patrick McDaniel, Arunesh Sinha, and Michael Wellman. 2016. Towards the science of security and privacy in machine learning. *arXiv preprint arXiv:1611.03814* (2016).
- [27] Sina Sajadmanesh and Daniel Gatica-Perez. 2020. When Differential Privacy Meets Graph Neural Networks. *arXiv preprint arXiv:2006.05535* (2020).
- [28] Ahmed Salem, Apratim Bhattacharya, Michael Backes, Mario Fritz, and Yang Zhang. 2020. Updates-leak: Data set inference and reconstruction attacks in online learning. In *29th {USENIX} Security Symposium ({USENIX} Security 20)*.

- 1291–1308.
- [29] Ahmed Salem, Yang Zhang, Mathias Humbert, Pascal Berrang, Mario Fritz, and Michael Backes. 2018. Ml-leaks: Model and data independent membership

Table 8: Performance of different GNN models on FLICKR and REDDIT dataset in the TSTS setting.

	Flickr				Reddit			
	Target Model		Attack Model		Target Model		Attack Model	
	TRAIN	TEST	PRECISION	RECALL	TRAIN	TEST	PRECISION	RECALL
GCN	0.39 ± 0.03	0.20 ± 0.01	0.53 ± 0.01	0.52 ± 0.01	0.42 ± 0.20	0.29 ± 0.08	0.81 ± 0.13	0.76 ± 0.06
GAT	0.21 ± 0.02	0.17 ± 0.01	0.44 ± 0.13	0.51 ± 0.01	0.50 ± 0.15	0.36 ± 0.10	0.60 ± 0.05	0.54 ± 0.05
SGC	0.44 ± 0.02	0.20 ± 0.01	0.55 ± 0.01	0.54 ± 0.01	0.40 ± 0.16	0.29 ± 0.05	0.74 ± 0.06	0.68 ± 0.11
SAGE	0.69 ± 0.05	0.23 ± 0.01	0.58 ± 0.01	0.56 ± 0.01	0.70 ± 0.04	0.52 ± 0.03	0.51 ± 0.13	0.52 ± 0.03

inference attacks and defenses on machine learning models. *arXiv preprint arXiv:1806.01246* (2018).

- [30] Reza Shokri, Stronati Marco, Song Congzheng, and Shmatikov Vitaly. 2017. Membership Inference Attacks Against Machine Learning Models. In *2017 IEEE Symposium on Security and Privacy (SP)*. 3–18.
- [31] Jacob Steinhardt, Pang Wei W Koh, and Percy S Liang. 2017. Certified defenses for data poisoning attacks. In *Advances in neural information processing systems*. 3517–3529.
- [32] Florian Tramèr, Fan Zhang, Ari Juels, Michael K. Reiter, and Thomas Ristenpart. 2016. Stealing Machine Learning Models via Prediction APIs (*SEC'16*). USENIX Association, 601–618.
- [33] Petar Veličković, Guillem Cucurull, Arantxa Casanova, Adriana Romero, Pietro Liò, and Yoshua Bengio. 2018. Graph Attention Networks. *International Conference on Learning Representations* (2018).
- [34] B. Wang and N. Z. Gong. 2018. Stealing Hyperparameters in Machine Learning. In *2018 IEEE Symposium on Security and Privacy (SP)*. 36–52.
- [35] Binghui Wang and Neil Zhenqiang Gong. 2019. Attacking graph-based classification via manipulating the graph structure. In *Proceedings of the 2019 ACM SIGSAC Conference on Computer and Communications Security*. 2023–2040.
- [36] Felix Wu, Amauri Souza, Tianyi Zhang, Christopher Fifty, Tao Yu, and Kilian Weinberger. 2019. Simplifying Graph Convolutional Networks. In *Proceedings of the 36th International Conference on Machine Learning*. PMLR, 6861–6871.
- [37] Huijun Wu, Chen Wang, Yuriy Tyshetskiy, Andrew Docherty, Kai Lu, and Liming Zhu. 2019. Adversarial examples on graph data: Deep insights into attack and defense. *arXiv preprint arXiv:1903.01610* (2019).
- [38] S. Yeom, I. Giacomelli, M. Fredrikson, and S. Jha. 2018. Privacy Risk in Machine Learning: Analyzing the Connection to Overfitting. In *2018 IEEE 31st Computer Security Foundations Symposium (CSF)*. 268–282.
- [39] Chiyuan Zhang, Samy Bengio, Moritz Hardt, Benjamin Recht, and Oriol Vinyals. 2016. Understanding deep learning requires rethinking generalization. *arXiv preprint arXiv:1611.03530* (2016).
- [40] Zaixi Zhang, Jinyuan Jia, Binghui Wang, and Neil Zhenqiang Gong. 2020. Backdoor attacks to graph neural networks. *arXiv preprint arXiv:2006.11165* (2020).
- [41] Benjamin Zi Hao Zhao, Hassan Jameel Asghar, Raghav Bhaskar, and Mohamed Ali Kaafar. 2019. On inferring training data attributes in machine learning models. *arXiv preprint arXiv:1908.10558* (2019).
- [42] Jun Zhou, Chaochao Chen, Longfei Zheng, Xiaolin Zheng, Bingzhe Wu, Ziqi Liu, and Li Wang. 2020. Privacy-Preserving Graph Neural Network for Node Classification. *arXiv preprint arXiv:2005.11903* (2020).
- [43] Daniel Zügner, Amir Akbarnejad, and Stephan Günnemann. 2018. Adversarial attacks on neural networks for graph data. In *Proceedings of the 24th ACM SIGKDD International Conference on Knowledge Discovery & Data Mining*. 2847–2856.
- [44] Daniel Zügner, Amir Akbarnejad, and Stephan Günnemann. 2019. Adversarial Attacks on Graph Neural Networks. *INFORMATIK 2019: 50 Jahre Gesellschaft für Informatik–Informatik für Gesellschaft* (2019).