



# A Leaderboard for Human-in-the-Loop Evaluation of Text Generation

Daniel Khashabi<sup>1</sup> Gabriel Stanovsky<sup>2\*</sup> Jonathan Bragg<sup>1</sup> Nicholas Lourie<sup>1</sup> Jungo Kasai<sup>3</sup>  
 Yejin Choi<sup>1,3</sup> Noah A. Smith<sup>1,3</sup> Daniel S. Weld<sup>1,3</sup>

<sup>1</sup>Allen Institute for AI <sup>2</sup>Hebrew University of Jerusalem <sup>3</sup>University of Washington  
 genie@allenai.org

## Abstract

Leaderboards have eased model development for many NLP datasets by standardizing their evaluation and delegating it to an independent external repository. Their adoption, however, is so far limited to tasks which can be reliably evaluated in an automatic manner. This work introduces GENIE, an extensible *human evaluation* leaderboard, which brings the ease of leaderboards to text generation tasks. GENIE automatically posts leaderboard submissions to crowdsourcing platforms asking human annotators to evaluate them on various axes (e.g., correctness, conciseness, fluency), and compares their answers to various automatic metrics. We introduce several datasets in English to GENIE, representing four core challenges in text generation: machine translation, summarization, commonsense reasoning, and machine comprehension. We provide formal granular evaluation metrics and identify areas for future research. We make GENIE publicly available,<sup>1</sup> and hope that it will spur progress in language generation models as well as their automatic and manual evaluation.

## 1 Introduction

Recent years have seen an explosion of natural language processing (NLP) datasets aimed at testing various capabilities, such as machine comprehension (Rajpurkar et al., 2016; Joshi et al., 2017; Dua et al., 2019), commonsense reasoning (Talmor et al., 2019; Bhagavatula et al., 2020), or summarization (See et al., 2017; Narayan et al., 2018). Many of these datasets are presented with an accompanying *leaderboard* – an online repository of automatically evaluated model submissions. These provide a central location for model ranking and comparison, thus providing a standard, consistent evaluation for model development.

\*Most work done at the Allen Institute for AI.

<sup>1</sup><https://genie.apps.allenai.org>

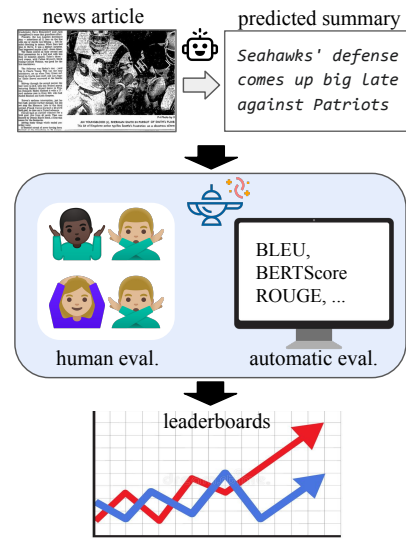


Figure 1: The GENIE architecture for text-generation tasks, with a summarization example. Model developers submit their predictions similarly to automatic leaderboards (top), which GENIE evaluates both with a standard human evaluation as well as with automatic metrics (center). These scores are then used to rank and track systems performance across time (bottom).

Leaderboards have proven successful in promoting progress on a wide array of datasets and tasks, e.g., the popular GLUE benchmark (Wang et al., 2019). However, their adoption so far has been limited to task setups with reliable *automatic evaluation*, e.g., classification or span selection. In contrast, for open-ended tasks requiring natural language generation (such as machine translation or summarization) where there are often many correct solutions, the absence of an automatic evaluation which correlates well with human judgements remains a major challenge (Chen et al., 2019; Ma et al., 2019; Caglayan et al., 2020), subsequently barring them from the automatic leaderboard approach.

In this work, we present GENIE (Figure 1) —

a collection of leaderboards for text-generation tasks backed with human evaluation of text generation. GENIE posts model predictions to a crowdsourcing platform,<sup>2</sup> where human annotators evaluate them according to predefined, dataset-specific guidelines. In addition, GENIE presents various automatic metrics (e.g., BLEU, Papineni et al., 2002; ROUGE, Lin, 2004) to examine how well they correlate with the human assessment scores. We integrate popular datasets in English from four diverse tasks into GENIE—machine translation, question answering, summarization, and commonsense reasoning—and invite developers to extend it with more datasets.

Human-evaluation leaderboards raise a couple of novel challenges. First, each submission will entail a crowdsourcing fee, which may deter submissions from researchers with limited resources.<sup>3</sup> To address this, we aim to keep a single submission cost in the range of 100 USD, and plan to pay for initial GENIE submissions from academic groups to further encourage participation. In the future, we will explore other payment models, e.g., request full payment from tech companies, while subsidizing the cost for smaller groups. Second, a major concern for a human-evaluation leaderboard is the reproducibility of human annotations over time and across various annotator populations. We describe mechanisms introduced into GENIE to quantify and mitigate this concern, including estimating annotator variance and spreading the annotations across various days, and show that GENIE achieves reliable scores on the introduced tasks.

The GENIE infrastructure opens the door for three avenues of research: (1) GENIE provides text-generation *model developers* (e.g., BART, Lewis et al., 2020) with the ease of the “leaderboard experience,” alleviating the evaluation burden while ensuring high-quality, standardized comparison against previous models. (2) GENIE facilitates the study of *human evaluation interfaces* (Nenkova and Passonneau, 2004; Shapira et al., 2019), addressing challenges such as annotator training, inter-annotator agreement, and reproducibility, all of which can be integrated into GENIE to compare against other evaluation metrics on past and future model submissions. (3) GENIE helps developers of *automatic evaluation metrics* (Zhang et al., 2020b), by serving as a hub of model submissions and as-

sociated human scores, which they can leverage to train or to test against.

**Contributions** In summary, we introduce GENIE, a new benchmark for the evaluation of generative NLP models, which enables model scoring by humans at scale. We release a public leaderboard for generative NLP tasks. We formalize methods for converting crowd worker responses into model performance estimates and confidence intervals. We conduct case studies on human-in-the-loop leaderboard in terms of its reproducibility of results across time and correlation with expert judgements as a function of various design choices (number of collected annotations, scales of annotations, etc). We establish the human baseline results using state-of-the-art generative models for several popular tasks and demonstrate that these tasks are far from being solved.

## 2 Background

We survey relevant approaches for automatic metric and human-in-loop evaluation of text generation. See (Celikyilmaz et al., 2020) for an in depth discussion.

**(Semi-)automatic metrics** Many researchers have proposed automated metrics for text generation tasks, such as BLEU (Papineni et al., 2002) and METEOR (Banerjee and Lavie, 2005). These metrics initially correlated well with human judgments (Papineni et al., 2002; Doddington, 2002; Coughlin, 2003) for concurrent models; though, the correspondence breaks down as they become targets for optimization (Callison-Burch et al., 2006; Sun et al., 2019) or as models become increasingly powerful (Ma et al., 2019; Edunov et al., 2020). Several more recent approaches aim to learn automated metrics for text generation tasks, including for image description (Vedantam et al., 2015), phrase detection (Zhang et al., 2020b; Sellam et al., 2020), and abstractive question answering (Chen et al., 2020). We integrate some of these metrics into GENIE to track their correlation with human evaluation.

### Human evaluation of language problems

Given the limitations of automatic metrics, much prior work has developed ways to conduct human evaluation of language generation in general, and machine translation in particular. Human evaluation for machine translation (Graham et al., 2013, 2014; Sakaguchi and Van Durme, 2018)

<sup>2</sup>We use Mechanical Turk: [mturk.com](https://mturk.com).

<sup>3</sup>It should be noted that automatic leaderboards are not without computing and storage costs.

Task	Dataset	Domain	Train	Dev	Test
Machine Translation	WMT19 DE-EN	News	38.7m	3k	3k
Question Answering	ARC-DA	basic science	1.4k	0.4k	1.5k
Summarization	XSUM	News	200k	11k	11k
Common Sense	aNLG	ROCStories	170k	1.5k	3k

Table 1: Datasets currently available in GENIE, along with their domain and size by task type.

typically involves crowdsourcing where qualified crowd workers score output translations given the source or reference text. Results from manual evaluation are used as the primary metric in recent WMT competitions (Bojar et al., 2016, 2017, 2018; Barrault et al., 2019, 2020). However, to date, human evaluation efforts are typically conducted (1) on individual tasks such as machine translation, (2) by individual researchers with potentially varying design decisions, making results incomparable across evaluations, or (3) through shared tasks such as WMT, which occur infrequently and slow the pace of measuring progress. As a result, most of the research works in model development still evaluate their models solely on automatic metrics such as BLEU (Papineni et al., 2002). GENIE relaxes all of these assumptions by providing a continuously-running leaderboard across natural language tasks with shared high-quality human evaluation templates.

**Human-in-the-loop Evaluation** There are a few recent leaderboards that incorporate manual analysis, tending to focus on individual tasks. For example, HYPE (Zhou et al., 2019) is an evaluation platform for image generation, ChatEval (Sedoc et al., 2019) is an evaluation platform for chatbots, and more recently, Zellers et al. (2020) present a leaderboard for the advice generation task introduced in their work. DynaBench<sup>4</sup> is a related multi-task leaderboard but uses changing, adversarially-created datasets that do not support our goal of controlled model comparison across time. Recently, HUME (Hashimoto et al., 2019) was proposed as an evaluation metric for summarization and dialog which combines human annotations with automatic metrics to provide metrics for diversity and quality. STORIUM (Akoury et al., 2020) was introduced for human-in-the-loop generation and evaluation of long open-ended stories as a computer game. To the best of our knowledge, GENIE is the first human-in-the-loop leaderboard to support controlled evaluation of a broad set of natural language

tasks, and which is based on experiments aimed to ensure scoring reliability and design decisions for best-practice human evaluation templates.

### 3 Tasks and Datasets

We integrate in GENIE datasets from four diverse text-generation tasks, representing core longstanding challenges, summarized in Table 1 and outlined below. We focus on datasets in the English language, mostly due to easy integration with crowdsourcing platforms. We hope to integrate datasets from other languages in future work. The templates for all tasks are exemplified in Figure 2.

**Question Answering** Given an input question about a given context, the system is expected to provide the answer in natural-language form. We use the ARC-DA dataset,<sup>5</sup> which contains questions about subjects from elementary-school science exams. In the crowdsourcing template for this task, we elicit the degree to which crowdworkers are satisfied with generated answers. See Figure 2a for an example.

**Commonsense reasoning** Given an input scenario, the task is to generate an output that provides the most plausible explanation, according to typical real-world human behavior and understanding. We use  $\alpha$ NLG (Bhagavatula et al., 2020), a dataset for the conditional generation task of explaining given observations in natural language. For evaluation, we use a template and instructions that are similar to those used by Bhagavatula et al. (2020), as shown in Figure 2b.

**Machine Translation** The task is to generate a translation in a target language given a text in a source language. Here we use the recent WMT19 datasets with publicly available results (Barrault et al., 2019). To ensure the generated text is evaluated by native speakers, we focus on the German to English translation (DE-EN), and leave the expansion to other language pairs as future work. Importantly, WMT19 DE-EN test data only contains

<sup>4</sup><https://dynabench.org>

<sup>5</sup><https://allenai.org/data/arc-da>

**Question:** Why is the light year often used to describe distances between objects in the universe?

**Answer:** the distance that light travels in a year

Is the provided response a reasonable answer to the question?

Strongly agree

Agree

Neutral

Disagree

Strongly disagree

(a) Question Answering (ARC-DA).

**Beginning:** Greg likes to throw anything he could his hands on.

**Middle:** Greg's neighbor screamed that someone broke into his house.

**Ending:** Greg told his neighbor it was him.

Does the middle sentence correctly connects the beginning to the ending?

Strongly agree

Agree

Neutral

Disagree

Strongly disagree

(b) Commonsense Reasoning ( $\alpha$ NLG), adapted from Bhagavatula et al. (2020).

**Reference:** Only 8 percent of board members were female as of September 1 , according to the report "The Power of Monoculture," an advance copy of which had been made available to the German Press Agency.

**Prediction:** As a result, only 8 percent of the board members were female as of 1 September, which will be officially presented this Monday by the Allbright Foundation and presented to the German Press Agency in advance.

Does the prediction adequately expresses the meaning of the reference?

Strongly agree

Agree

Neutral

Disagree

Strongly disagree

(c) Machine Translation (WMT19, DE-EN), adapted from Barrault et al. (2019).

**Summary A**

Sofia Vergara has retained her title as the highest paid actress in US television, according to the Forbes magazine rich list

**Summary B**

Modern Family star Sofia Vergara has retained the highest paid actress on US television

**Original text**

Forbes said Vergara's role as Gloria in Modern Family and some lucrative product endorsements helped her earn \$43m (232.6m) in the last 12 months. It marks the fifth year the Colombian-American actress has topped the chart. Forbes also said she earned more than any of her male counterparts in the past year. The Big Bang Theory's Kaley Cuoco was the second-highest paid actress, earning \$24.5m (El 8.6m). Cuoco tied with Vergara at the top of last year's Forbes list, when both actresses earned \$28.5m (Yl .6m). The Mindy Project's Mindy Kaling is the biggest climber in this year's chart. Her earnings Of \$15m (211.4m) helped her to rise from eighth place in 2015 to third this year. Mariska Hargitay, who appears in Law & Order: Special Victims Unit, and Grey's Anatomy star Ellen Pompeo rounded off the top five.

Which summary is more fluent?

Strongly prefer A

Prefer A

Neutral

Prefer B

Strongly prefer B

Which summary has the least redundant content?

Strongly prefer A

Prefer A

Neutral

Prefer B

Strongly prefer B

Which summary only states facts mentioned in the original text?

Strongly prefer A

Prefer A

Neutral

Prefer B

Strongly prefer B

Which summary includes the most important information in the text?

Strongly prefer A

Prefer A

Neutral

Prefer B

Strongly prefer B

Rate the Overall quality of the summaries.

Strongly prefer A

Prefer A

Neutral

Prefer B

Strongly prefer B

(d) Summarization (XSUM), adapted from Chaganty et al. (2018). In this instance, Summary A is the gold label while Summary B is model-predicted text. We permuate this randomly between instances so that the annotators are blind to which one is gold.

Figure 2: Annotation interfaces for the datasets of four tasks integrated in GENIE.

text that was originally in German (Barrault et al., 2019), avoiding overestimating the quality of translation systems by *translationese effects* (Toral et al., 2018; Graham et al., 2019; Edunov et al., 2020). We follow the WMT evaluation template to assess sentence-level adequacy of the output against the reference (Barrault et al., 2019). The one difference is that, consistently with the other GENIE tasks, we use a discrete Likert scale instead of a continuous one in WMT. See an example in Figure 2c.

**Summarization** The model is expected to generate a summary of the key points mentioned in a given paragraph. Here we use XSum (Narayan et al., 2018), a news summarization dataset. We chose XSUM over alternative datasets for text summarization (e.g., CNN/DM, Hermann et al., 2015) since the task involves more abstractive summaries and hence more difficult to evaluate solely with existing automatic metrics. In our evaluation of this task, we use a template similar to that of Cha-

ganty et al. (2018); Fabbri et al. (2021) and measure different aspects of quality (redundancy, fluency, conciseness, etc) that have traditionally been of interest in the field (McKeown and Radev, 1995). See Figure 2d for an example.

## 4 Evaluating Text Generation: Desiderata

In this section, we outline the desiderata that guide the construction of GENIE.

**Measurable** First and foremost, the evaluation must measure something about how well the model solves the task. It can measure an objective quantity, like the result of a calculation, or a subjective property, like how often someone deems the sentence well written. In either case, systematic measurement provides the objective basis for comparison.

**Interpretable** The evaluation should measure a simple, interpretable aspect of the predictions, mak-



ing the measurement easier to understand and replicable for future model developers.

**Direct assessment** The measures of quality should directly calculate how the model performs on the task, allowing us to track the state-of-the-art on each metric across time. For instance, we avoid evaluations that compare two competing solvers, as they produce a relative ranking. Recent WMT competitions also conduct direct assessment (e.g., [Barrault et al., 2019, 2020](#)).

**Reproducible** If an evaluation is repeated it should give qualitatively similar results. For instance, results should hold across various annotator populations estimating model predictions for a given task. Similarly, the evaluation should remain stable across short periods of time. For example, evaluation done today should be comparable with evaluation done a week before.

**Measures of uncertainty** Any measurements in the real world, including human evaluations, are approximate estimates of the true reality. Because of various sources of variability in human evaluation of language (population change, language change over time, etc), the evaluation must have controllable statistical error to keep it at an acceptable level.

While some desiderata are immediately assessed (*measurable* and *quantitative*), others must be tested empirically (*reproducibility* with respect to various factors). For instance, it must be empirically evaluated whether results remain the same across time (time stability); or whether results remain the same across populations (population stability). We studied these aspects in the experiments (§5.1). For a broader discussion on best practices for measuring AI systems, we refer the reader to the existing studies, such as [Welty et al. \(2019\)](#); [van der Lee et al. \(2019\)](#).

## 5 GENIE’s Design

GENIE’s is built on top of the infrastructure provided by AllenAI’s leaderboards.<sup>6</sup> GENIE’s backend is connected to the individual leaderboards and can download any newly uploaded predictions. Additionally, there is an evaluation template defined for each task. Any submission eligible for

human evaluation is deployed on Amazon Mechanical Turk (AMT). All the communications with AMT are done through AMTI<sup>7</sup>—a Python package facilitating the interface with AMT.

**Task templates** Internally, we have annotation templates for each task, including instructions, examples and prompts. These details are constructed by consulting the existing literature conducting crowdsourced human evaluation for each of our tasks, as detailed in Section 3 (see Figure 2). Following our observations in Section 5.1, all templates use Likert labels ([van der Lee et al., 2019](#)) for eliciting annotations.

To compute a score based on the collected labels, the Likert categories are mapped to real-valued scores.<sup>8</sup>

**Quality control** We use a strict set of qualifications to ensure the quality of our workers<sup>9</sup> and task-specific qualification tests, which use a subset of the questions derived from the training data of the task. The goal of this test is to ensure that the workers have carefully read the instructions and are comfortable with annotating instances of the given particular task. To eliminate any potential variability stemming from evaluation at different times (weekend vs. weekdays, different work hours), we publish the evaluation tasks at the same time of the day (weekdays at 10am PST).

**Quantifying uncertainty** We report scores along with their measures of uncertainty. We use Bootstrap resampling (samples with replacement from the observed annotations) to compute 95% confidence intervals for the estimated submission quality scores.

**Uncertainty vs. affordability** It is infeasible to perform human evaluations at scale on tens-of-thousands (let alone, millions) of instances. Our evaluation is done on a subset of the evaluation set, sampled randomly for each submission. Naturally, more annotated instances incur more cost and result in lower uncertainty. For our sentence-level tasks that are cheaper (QA, MT and  $\alpha$ NLG) we annotate a subset of size 800 instances which balances cost

<sup>7</sup><https://github.com/allenai/amti>

<sup>8</sup>The *strongly-agree* label is mapped to 1.0, *agree* is mapped to 0.75, *neutral* is mapped to 0.5 and so on.

<sup>9</sup>Since our initial set of tasks focuses on English, we require workers to be based in a country with a population predominantly of native English speakers (e.g., USA, Canada, UK, Australia) and have completed at least 5000 HITs with  $\geq 99\%$  assignment approval rate.

<sup>6</sup><https://leaderboard.allenai.org>

(~\$80 per submission) and precision (a standard error of less than 1.77%).<sup>10</sup> For bigger tasks (such as summarization), we evaluate 300 instances — costing ~\$90 per submission with a standard error of less than 2.89%. These evaluations are much larger than what was previously done in the field, e.g., 100 instances for MT in Ma et al. (2018) or around 100 instances for summarization in Kim et al. (2019) and Hardy et al. (2019).

**Other considerations** Evaluating *every* submission made to our leaderboard is neither feasible nor a good practice. Practitioners are encouraged to keep their submissions to a minimum, to prevent any indirect over-fitting. Moreover, to maintain reasonable costs for the leaderboard, we limit the number of submissions we evaluate at regular intervals. We are not reporting the exact constraints on rate-limiting here, as they are subject to change. Further details are available on the GENIE website.

## 5.1 Case Study: Evaluating QA

There are a variety of design decisions that could affect the reproducibility of model scores. In this section, we investigate the following design dimensions and their effect on the reliability of the results in the context of the ARC-DA dataset:

- V.1** Granularity of the elicitation: we collect two kinds of labels: (a) binary labels (2 categories), and (b) Likert labels for 5 categories: Strongly-agree, agree, neutral, disagree, and strongly-disagree (see Figure 2).
- V.2** Aggregation of labels for each instance: if multiple labels per instance are collected, one can aggregate them in several distinct ways: (a) averaging real-valued scores, and (b) majority vote of binarized labels.
- V.3** Number of annotations per each instance: for a fixed annotation budget, we compare (a) collecting 3 annotations per instance for  $x$  instances (multilabeling), with (b) collecting 1 annotation per instance for  $3x$  instances (unilabeling).
- V.4** Repeating the experiments on distinct days: we repeat all the experiments across three different weekdays. For temporal consistency, all experiments were launched at 10am PST.

<sup>10</sup>See Appendix A.1 for a discussion of the standard error.

We evaluate the predictions of a T5-11B (Raffel et al., 2020) on the development set of ARC-DA. All instances ( $n = 360$ ) are annotated by 3 annotators, repeated three times across different weekdays. Each evaluation is done twice, once with a Likert scale and once with a binary scale.

Figure 3 summarizes a collection of experiments. Each subplot is labeled with the configurations of the corresponding experiments: (V.1) what elicitation was used (Likert vs. binary), (V.2) what aggregation was used (Mean vs Majority vote), (V.3) how many annotations per instance were collected, and finally, (V.4) which day the experiment was conducted on ( $x$ -axis). For producing each grouping in the *unilabeling* vs *multilabeling* graphs (Figures 3 and 4), we simulated these two policies by randomly sampling from the same subset of annotated data (corresponding to a configuration) over 500 rounds, which was sufficient for stable point estimates of the sampling distribution statistics. The figures show statistics of the resulting distributions of 500 scores obtained by sampling worker annotations for either a random 1/3 of the total number of examples (multilabeling) or 1/3 of the total number of annotations for each example (unilabeling). To better represent the true underlying distribution fairly across both conditions, we sampled examples and their annotations with replacement. Results in show that the choices of elicitation categories (Likert vs Binary) and aggregation function (mean vs majority-vote) have little effect on the results, but Likert elicitation with mean aggregation has a slight edge in Figure 4. Similarly, the fluctuations across days in Figure 3 fall within the confidence interval. Moreover, for the main leaderboard evaluations we use 3–7 times more samples and therefore expect less variation.

Figure 4 shows that unilabeling (single label per each instance) yields lower variance compared to multilabeling (3 labels per each instance). This observation is compatible with previous work showing the effectiveness of unilabeling for model training (Lin et al., 2014), but is a seeming deviation from how annotations are often done in NLP (van der Lee et al., 2019). Our finding suggests that unilabeling is a promising strategy for model evaluation worth further consideration.

Overall, *unilabeling* with *Likert scales* and *mean aggregation* seems to yield the most reliable setup across all the configurations for ARC-DA, and therefore we use this as our configuration of choice

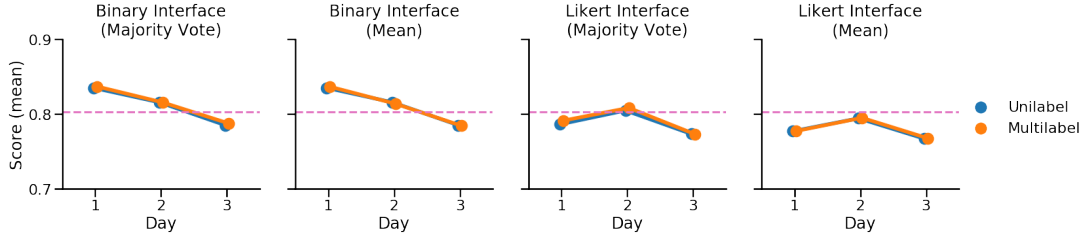


Figure 3: Results across all variants tested for score interface aggregation across three different days for the GENIE leaderboard for a T5-11B solver on the ARC-DA corpus. Likert interfaces show consistently lower inter-day variation. The pink dashed line denotes the average score from expert evaluation: 0.803.

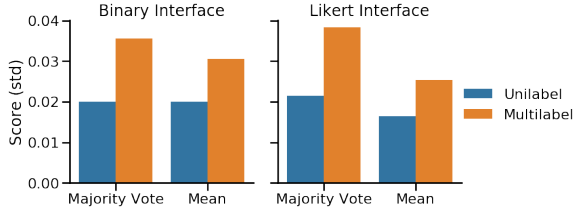


Figure 4: Aggregated variance of different settings explored in our settings. As it can be seen, *unilabeling* consistently yields lower variance.

for GENIE. We will monitor these variables across all tasks and future submissions, and can revisit our decisions based on observed behavior.

## 6 Evaluation: First GENIE Model Submissions

Here we evaluate several baseline models for each dataset using the GENIE evaluation pipeline.

**Models** We use models that are known to perform strongly for each of our tasks. For all tasks but machine translation, we train and evaluate T5 (11B; Raffel et al., 2020), a powerful text-generation model that has shown promising results on a wide variety of text generation tasks. Additionally, we use specialized models for each task. For machine translation, we use several of the best WMT19 submissions (FAIR: Ng et al., 2019; JHU: Marchisio et al., 2019) as well as autoregressive transformer large and base models that we internally train on the WMT19 bitext with the *fairseq* library (Ott et al., 2019, FairSeq-large and FairSeq-base). The reason we are evaluating WMT submissions (instead of T5) is because these specialized models with plenty of parallel data and backtranslation have shown stronger performance compared to T5 (Raffel et al., 2020, pp. 31–32) and multilingual BART (Liu et al., 2020). For  $\alpha$ NLG, we evaluate an unsupervised baseline (Qin et al., 2020) based on GPT-2 (Radford et al., 2019). For

summarization, we evaluate Pegasus (Zhang et al., 2020a).

**Automatic metrics** In addition to the human evaluations of each dataset, we supplement automatic metrics for each dataset: METEOR (Banerjee and Lavie, 2005), ROUGE (Lin et al., 2006), BLEU (Papineni et al., 2002), SacreBLEU (Post, 2018), BLEURT (Sellam et al., 2020) and BERTScore (Zhang et al., 2020b). The intergration of these metrics into GENIE enables examination of the correlation with the human annotations for the currently tested models, as well as observing trends when more models are submitted to our leaderboards.

**Results** The results are summarized in Table 2. The human judgement scores for each task are calculated with our described pipeline (§5) and the configuration settings deemed most reliable (unilabeling with Likert scales; §5.1).

Even though we have evaluated strong baselines for each task, the machine responses are far from what human judges consider perfect. We defer any study of the correlations between human judgements and automatic metrics for future work since such a study would require more models to be evaluated.

## 7 A Call for Participation

We invite participation in GENIE from three major research directions. First, developers of text generation models are invited to submit to any or all of the datasets currently in GENIE. Upon submission, the model is evaluated with automatic metrics, validating the format of the submitted predictions. The human evaluations on the valid submissions are initiated on a fixed schedule. One potential concern is the burden of crowdsourcing cost on developers. In the initial release of GENIE, we offer free and open evaluations of submissions. Even upon any

ARC-DA (Question Answering)										
Systems	Human	BERTScore	ROUGE	METEOR	SacreBLEU	BLEURT				
T5 (11B)	<b>66.0</b> <sup>+2.6</sup> <sub>-2.5</sub>	<b>92.4</b>	<b>47.4</b>	<b>33.1</b>	<b>12.8</b>	<b>1.6</b>				
T5 (3B)	<b>60.9</b> <sup>+2.9</sup> <sub>-3.0</sub>	91.9	43.2	30.3	11.7	-5.2				
WMT19 (Machine Translation)										
Systems	Human	BERTScore	ROUGE	METEOR	SacreBLEU	BLEURT				
FAIR	<b>69.8</b> <sup>+2.2</sup> <sub>-2.2</sub>	95.3	66.0	<b>63.4</b>	<b>40.8</b>	<b>32.2</b>				
FairSeq (large)	<b>70.6</b> <sup>+2.1</sup> <sub>-2.1</sub>	<b>95.1</b>	<b>66.3</b>	63.1	40.7	26.3				
FairSeq (base)	<b>65.0</b> <sup>+2.3</sup> <sub>-2.3</sub>	94.7	64.9	61.3	38.6	16.8				
JHU	<b>66.0</b> <sup>+2.2</sup> <sub>-2.2</sub>	95.0	64.5	61.5	38.1	25.7				
$\alpha$ NLG (Commonsense reasoning)										
Systems	Human	BERTScore	ROUGE	METEOR	SacreBLEU	BLEURT				
T5 (11B)	<b>75.9</b> <sup>+1.1</sup> <sub>-1.0</sub>	<b>92.9</b>	<b>44.6</b>	<b>35.2</b>	<b>19.5</b>	<b>-22.2</b>				
GPT-2 (unsupervised)	<b>45.1</b> <sup>+1.2</sup> <sub>-1.3</sub>	88.5	19.7	18.8	1.8	-84.5				
XSUM (Summarization)										
Systems	Human overall	Human conciseness	Human fluency	Human no-hallucination	Human informativeness	BERTScore	ROUGE	METEOR	SacreBLEU	BLEURT
Pegasus	<b>48.7</b> <sup>+3.1</sup> <sub>-3.4</sub>	<b>52.0</b> <sup>+2.3</sup> <sub>-2.5</sub>	<b>49.1</b> <sup>+2.5</sup> <sub>-2.4</sub>	<b>49.3</b> <sup>+2.9</sup> <sub>-2.9</sub>	<b>49.2</b> <sup>+3.0</sup> <sub>-2.8</sub>	91.9	39.1	35.4	16.7	-17
T5 (11B)	<b>47.5</b> <sup>+3.3</sup> <sub>-3.3</sub>	<b>49.3</b> <sup>+2.1</sup> <sub>-1.9</sub>	<b>49.9</b> <sup>+2.7</sup> <sub>-2.8</sub>	<b>49.4</b> <sup>+2.8</sup> <sub>-2.8</sub>	<b>47.6</b> <sup>+3.0</sup> <sub>-2.8</sub>	<b>92.0</b>	37.9	<b>36.9</b>	17.1	<b>-14.3</b>

Table 2: Summary of evaluating several existing models on each dataset with GENIE. The highest numbers (and their CI) in each column are indicated in **bold**. The scores given by crowd workers are indicated with **blue** color.

potential updates to the cost model, our effort will be to keep the entry barrier as minimum as possible, particular to those submissions coming from academia.

Second, we invite contributions from developers of automatic evaluation metrics who can test their methods on a live leaderboard and get feedback on their correlation with human evaluation.

Finally, we hope that developers of annotation interfaces can use GENIE to explore better elicitation of human feedback on a range of complex generative NLP tasks.

## 8 Conclusion and Future Work

In this work we introduced GENIE, a leaderboard for human-in-the-loop evaluation of text generation. We explored various aspects of our design to make evaluations reliable. GENIE offers a unified approach to summarize the progress in text generation over a wide set of text generation tasks. GENIE is open to the NLP community to be used. This is a novel deviation from how text generation is currently evaluated, and we hope that GENIE contributes to further development of natural language generation technology.

It is important to note GENIE is an evolving leaderboard. The datasets included, size of the evaluation set, and rate of accepting submissions are all subject to change and development depending

on feedback from the community.

An important future byproduct of GENIE is the collection of all the resulting annotations of textual generations. These will be made publicly available for various purposes: building stronger generative models, better automatic metrics, and using the cache of annotations to make GENIE more cost-efficient.

## Acknowledgments

The authors would like to thank the leaderboard team at Allen Institute for AI, particularly Michal Guerquin and Sam Skjonsberg. We thank Peter Clark, Oyvind Tafjord and Daniel Deutsch for valuable feedback throughout this project. We are grateful to the large number of anonymous Mechanical Turk workers who regularly contribute their human intelligence to the human evaluation.

## References

- Nader Akoury, Shufan Wang, Josh Whiting, Stephen Hood, Nanyun Peng, and Mohit Iyyer. 2020. **Storium: A dataset and evaluation platform for machine-in-the-loop story generation**. In *Proc. of EMNLP*.
- Satanjeev Banerjee and Alon Lavie. 2005. **METEOR: An automatic metric for mt evaluation with improved correlation with human judgments**. In *Proc. of Intrinsic and Extrinsic Evaluation measures for Machine Translation and/or Summarization*.



- Loïc Barrault, Magdalena Biesialska, Ondřej Bojar, Marta R. Costa-jussà, Christian Federmann, Yvette Graham, Roman Grundkiewicz, Barry Haddow, Matthias Huck, Eric Joanis, Tom Kocmi, Philipp Koehn, Chi-kiu Lo, Nikola Ljubešić, Christof Monz, Makoto Morishita, Masaaki Nagata, Toshiaki Nakazawa, Santanu Pal, Matt Post, and Marcos Zampieri. 2020. [Findings of the 2020 conference on machine translation \(WMT20\)](#). In *Proc. of WMT*.
- Loïc Barrault, Ondřej Bojar, Marta R. Costa-jussà, Christian Federmann, Mark Fishel, Yvette Graham, Barry Haddow, Matthias Huck, Philipp Koehn, Shervin Malmasi, Christof Monz, Mathias Müller, Santanu Pal, Matt Post, and Marcos Zampieri. 2019. [Findings of the 2019 conference on machine translation \(WMT19\)](#). In *Proc. of WMT*.
- Chandra Bhagavatula, Ronan Le Bras, Chaitanya Malaviya, Keisuke Sakaguchi, Ari Holtzman, Hannah Rashkin, Doug Downey, Wen tau Yih, and Yejin Choi. 2020. [Abductive commonsense reasoning](#). In *Proc. of ICLR*.
- Rajendra Bhatia and Chandler Davis. 2000. [A better bound on the variance](#). *The American Mathematical Monthly*, 107.
- Ondřej Bojar, Rajen Chatterjee, Christian Federmann, Yvette Graham, Barry Haddow, Shujian Huang, Matthias Huck, Philipp Koehn, Qun Liu, Varvara Logacheva, Christof Monz, Matteo Negri, Matt Post, Raphael Rubino, Lucia Specia, and Marco Turchi. 2017. [Findings of the 2017 conference on machine translation \(WMT17\)](#). In *Proc. of WMT*.
- Ondřej Bojar, Rajen Chatterjee, Christian Federmann, Yvette Graham, Barry Haddow, Matthias Huck, Antonio Jimeno Yepes, Philipp Koehn, Varvara Logacheva, Christof Monz, Matteo Negri, Aurélie Névél, Mariana Neves, Martin Popel, Matt Post, Raphael Rubino, Carolina Scarton, Lucia Specia, Marco Turchi, Karin Verspoor, and Marcos Zampieri. 2016. [Findings of the 2016 conference on machine translation](#). In *Proc. of WMT*.
- Ondřej Bojar, Christian Federmann, Mark Fishel, Yvette Graham, Barry Haddow, Philipp Koehn, and Christof Monz. 2018. [Findings of the 2018 conference on machine translation \(WMT18\)](#). In *Proc. of WMT*.
- Ozan Caglayan, Pranava Swaroop Madhyastha, and Lucia Specia. 2020. [Curious case of language generation evaluation metrics: A cautionary tale](#). In *Proc. of COLING*.
- Chris Callison-Burch, Miles Osborne, and Philipp Koehn. 2006. [Re-evaluating the role of Bleu in machine translation research](#). In *Proc. of EACL*.
- Asli Celikyilmaz, Elizabeth Clark, and Jianfeng Gao. 2020. [Evaluation of text generation: A survey](#).
- Arun Tejasvi Chaganty, Stephen Mussmann, and Percy Liang. 2018. [The price of debiasing automatic metrics in natural language evaluation](#). In *Proc. of ACL*.
- Anthony Chen, Gabriel Stanovsky, Sameer Singh, and Matt Gardner. 2019. [Evaluating question answering evaluation](#). In *Proc. of MRQA*.
- Anthony Chen, Gabriel Stanovsky, Sameer Singh, and Matt Gardner. 2020. [MOCHA: A dataset for training and evaluating generative reading comprehension metrics](#). In *Proceedings of the 2020 Conference on Empirical Methods in Natural Language Processing (EMNLP)*, pages 6521–6532, Online. Association for Computational Linguistics.
- Deborah Coughlin. 2003. [Correlating automated and human assessments of machine translation quality](#). In *Proc. of MT Summit IX*.
- George Doddington. 2002. [Automatic evaluation of machine translation quality using n-gram cooccurrence statistics](#). In *Proc. of HLT*.
- Dheeru Dua, Yizhong Wang, Pradeep Dasigi, Gabriel Stanovsky, Sameer Singh, and Matt Gardner. 2019. [DROP: A reading comprehension benchmark requiring discrete reasoning over paragraphs](#). In *Proc. of NAACL*.
- Sergey Edunov, Myle Ott, Marc’Aurelio Ranzato, and Michael Auli. 2020. [On the evaluation of machine translation systems trained with back-translation](#). In *Proc. of ACL*.
- Alexander R Fabbri, Wojciech Kryściński, Bryan McCann, Caiming Xiong, Richard Socher, and Dragomir Radev. 2021. Summeval: Re-evaluating summarization evaluation. *Transactions of the Association for Computational Linguistics*, 9:391–409.
- Yvette Graham, Timothy Baldwin, Alistair Moffat, and Justin Zobel. 2013. [Continuous measurement scales in human evaluation of machine translation](#). In *Proc. of the 7th Linguistic Annotation Workshop and Interoperability with Discourse*.
- Yvette Graham, Timothy Baldwin, Alistair Moffat, and Justin Zobel. 2014. [Is machine translation getting better over time?](#) In *Proc. of EACL*.
- Yvette Graham, Barry Haddow, and Philipp Koehn. 2019. [Translationese in machine translation evaluation](#).
- Hardy Hardy, Shashi Narayan, and Andreas Vlachos. 2019. [HighRES: Highlight-based reference-less evaluation of summarization](#). In *Proc. of ACL*.
- Tatsunori Hashimoto, Hugh Zhang, and Percy Liang. 2019. [Unifying human and statistical evaluation for natural language generation](#). In *Proceedings of the 2019 Conference of the North American Chapter of the Association for Computational Linguistics: Human Language Technologies, Volume 1 (Long and Short Papers)*, pages 1689–1701, Minneapolis, Minnesota. Association for Computational Linguistics.

- Karl Moritz Hermann, Tomas Kocisky, Edward Grefenstette, Lasse Espeholt, Will Kay, Mustafa Suleyman, and Phil Blunsom. 2015. [Teaching machines to read and comprehend](#). In *Proc. of NeurIPS*.
- Mandar Joshi, Eunsol Choi, Daniel S. Weld, and Luke Zettlemoyer. 2017. [TriviaQA: A large scale distantly supervised challenge dataset for reading comprehension](#). In *Proc. of ACL*.
- Byeongchang Kim, Hyunwoo Kim, and Gunhee Kim. 2019. [Abstractive summarization of Reddit posts with multi-level memory networks](#). In *Proc. of NAACL*.
- Chris van der Lee, Albert Gatt, Emiel van Miltenburg, Sander Wubben, and Emiel Krahmer. 2019. [Best practices for the human evaluation of automatically generated text](#). In *INLG*.
- Mike Lewis, Yinhan Liu, Naman Goyal, Marjan Ghazvininejad, Abdelrahman Mohamed, Omer Levy, Ves Stoyanov, and Luke Zettlemoyer. 2020. [BART: Denoising sequence-to-sequence pre-training for natural language generation, translation, and comprehension](#). In *Proc. of ACL*.
- Chin-Yew Lin. 2004. [ROUGE: A package for automatic evaluation of summaries](#). In *Proc. of Text Summarization Branches Out*.
- Chin-Yew Lin, Guihong Cao, Jianfeng Gao, and Jian-Yun Nie. 2006. [An information-theoretic approach to automatic evaluation of summaries](#). In *Proc. of NAACL*.
- Christopher H Lin, M Mausam, and Daniel S Weld. 2014. [To re \(label\), or not to re \(label\)](#). In *HCOMP*.
- Yinhan Liu, Jiatao Gu, Naman Goyal, Xiongmin Li, Sergey Edunov, Marjan Ghazvininejad, Mike Lewis, and Luke Zettlemoyer. 2020. [Multilingual denoising pre-training for neural machine translation](#).
- Qingsong Ma, Ondřej Bojar, and Yvette Graham. 2018. [Results of the wmt18 metrics shared task: Both characters and embeddings achieve good performance](#). In *Proc. of WMT Shared Task*.
- Qingsong Ma, Johnny Wei, Ondřej Bojar, and Yvette Graham. 2019. [Results of the WMT19 metrics shared task: Segment-level and strong MT systems pose big challenges](#). In *Proc. of WMT*.
- Kelly Marchisio, Yash Kumar Lal, and Philipp Koehn. 2019. [Johns Hopkins University submission for WMT news translation task](#). In *Proc. of WMT Shared Task*.
- Kathleen McKeown and Dragomir R Radev. 1995. [Generating summaries of multiple news articles](#). In *Proc. of SIGIR*.
- Shashi Narayan, Shay B Cohen, and Mirella Lapata. 2018. [Don’t give me the details, just the summary! topic-aware convolutional neural networks for extreme summarization](#). In *Proc. of EMNLP*.
- Ani Nenkova and Rebecca Passonneau. 2004. [Evaluating content selection in summarization: The pyramid method](#). In *Proc. of NAACL*.
- Nathan Ng, Kyra Yee, Alexei Baevski, Myle Ott, Michael Auli, and Sergey Edunov. 2019. [Facebook FAIR’s WMT19 news translation task submission](#). In *Proc. of WMT Shared Task*.
- Myle Ott, Sergey Edunov, Alexei Baevski, Angela Fan, Sam Gross, Nathan Ng, David Grangier, and Michael Auli. 2019. [fairseq: A fast, extensible toolkit for sequence modeling](#). In *NAACL Demonstrations*.
- Kishore Papineni, Salim Roukos, Todd Ward, and Wei-Jing Zhu. 2002. [BLEU: a method for automatic evaluation of machine translation](#). In *Proc. of ACL*.
- Matt Post. 2018. [A call for clarity in reporting BLEU scores](#). In *Proc. of WMT*.
- Lianhui Qin, Vered Shwartz, Peter West, Chandra Bhagavatula, Jena Hwang, Ronan Le Bras, Antoine Bosselut, and Yejin Choi. 2020. [Back to the future: Unsupervised backprop-based decoding for counterfactual and abductive commonsense reasoning](#). In *Proc. of EMNLP*.
- Alec Radford, Jeffrey Wu, Rewon Child, David Luan, Dario Amodei, and Ilya Sutskever. 2019. [Language models are unsupervised multitask learners](#).
- Colin Raffel, Noam Shazeer, Adam Roberts, Katherine Lee, Sharan Narang, Michael Matena, Yanqi Zhou, Wei Li, and Peter J Liu. 2020. [Exploring the limits of transfer learning with a unified text-to-text transformer](#). *JMLR*.
- Pranav Rajpurkar, Jian Zhang, Konstantin Lopyrev, and Percy Liang. 2016. [SQuAD: 100,000+ questions for machine comprehension of text](#). In *Proc. of EMNLP*.
- Keisuke Sakaguchi and Benjamin Van Durme. 2018. [Efficient online scalar annotation with bounded support](#). In *Proc. of ACL*.
- Joao Sedoc, Daphne Ippolito, Arun Kirubakaran, Jai Thirani, Lyle Ungar, and Chris Callison-Burch. 2019. [Chateval: A tool for chatbot evaluation](#). In *Proc. of NAACL Demonstrations*.
- Abee See, Peter J. Liu, and Christopher D. Manning. 2017. [Get to the point: Summarization with pointer-generator networks](#). In *ACL*.
- Thibault Sellam, Dipanjan Das, and Ankur P Parikh. 2020. [BLEURT: Learning robust metrics for text generation](#). In *Proc. of ACL*.
- Ori Shapira, David Gabay, Yang Gao, Hadar Ronen, Ramakanth Pasunuru, Mohit Bansal, Yael Amsterdamer, and Ido Dagan. 2019. [Crowdsourcing lightweight pyramids for manual summary evaluation](#). In *Proc. of NAACL*.

Simeng Sun, Ori Shapira, Ido Dagan, and Ani Nenkova. 2019. [How to compare summarizers without target length? pitfalls, solutions and re-examination of the neural summarization literature](#). In *Proceedings of the Workshop on Methods for Optimizing and Evaluating Neural Language Generation*, pages 21–29, Minneapolis, Minnesota. Association for Computational Linguistics.

Alon Talmor, Jonathan Herzig, Nicholas Lourie, and Jonathan Berant. 2019. [CommonsenseQA: A question answering challenge targeting commonsense knowledge](#). In *Proc. of NAACL*.

Antonio Toral, Sheila Castilho, Ke Hu, and Andy Way. 2018. [Attaining the unattainable? reassessing claims of human parity in neural machine translation](#). In *Proc. of WMT*.

Ramakrishna Vedantam, C Lawrence Zitnick, and Devi Parikh. 2015. Cider: Consensus-based image description evaluation. In *Proceedings of the IEEE conference on computer vision and pattern recognition*, pages 4566–4575.

Alex Wang, Amanpreet Singh, Julian Michael, Felix Hill, Omer Levy, and Samuel R. Bowman. 2019. [GLUE: A multi-task benchmark and analysis platform for natural language understanding](#). In *Proc. of ICLR*.

Chris Welty, Praveen Paritosh, and Lora Aroyo. 2019. [Metrology for AI: From benchmarks to instruments](#).

Rowan Zellers, Ari Holtzman, Elizabeth Clark, Lianhui Qin, Ali Farhadi, and Yejin Choi. 2020. [Evaluating machines by their real-world language use](#). *ArXiv*.

Jingqing Zhang, Yao Zhao, Mohammad Saleh, and Peter Liu. 2020a. [PEGASUS: Pre-training with extracted gap-sentences for abstractive summarization](#). In *Proc. of ICML*.

Tianyi Zhang, Varsha Kishore, Felix Wu, Kilian Q Weinberger, and Yoav Artzi. 2020b. [BERTScore: Evaluating text generation with bert](#). In *Proc. of ICLR*.

Sharon Zhou, Mitchell Gordon, Ranjay Krishna, Austin Narcomey, Li F Fei-Fei, and Michael Bernstein. 2019. [HYPE: A benchmark for human eye perceptual evaluation of generative models](#). In *Proc. of NeurIPS*.

the estimate is an average of multiple, independent samples, in which case the standard error is:

$$\frac{\sigma}{\sqrt{n}}$$

where  $n$  is the number of samples and  $\sigma$  is the standard deviation of a single sample. When the estimate is an average, it’s approximately normally distributed due to the central limit theorem, making  $\hat{\theta} \pm 1.96 \frac{\sigma}{\sqrt{n}}$  an approximate 95% confidence interval.

*The Bhatia-Davis inequality* (Bhatia and Davis, 2000) bounds the variance of a random variable in terms of its upper bound,  $M$ , lower bound,  $m$ , and expectation,  $\mu$ :

$$\sigma^2 \leq (M - \mu)(\mu - m)$$

Since the scores from our annotators are bounded between 0 and 1, the maximum standard deviation for any of them is 0.5. Moreover, if a model’s score is 0.8 on average, then the maximum standard deviation for its annotations is  $\sqrt{(1 - 0.8)(0.8 - 0)} = 0.4$ . Dividing by  $\sqrt{n}$  translates these into bounds on the worst-case standard error of our estimates:

$$\text{StandardError} \leq \sqrt{\frac{\mu(1 - \mu)}{n}}$$

Where  $\mu$  is the expected score.

## A Appendix

### A.1 Standard Error

*Standard error* quantifies the variability of an estimate,  $\hat{\theta}$ . Mathematically, the standard error is the estimate’s standard deviation (as opposed to the standard deviation of a single sample). Often,