

Spin dynamics from a constrained magnetic Tight-Binding model

Ramon Cardias Alves de Almeida^{*} and Cyrille Barreteau[†]

*SPEC, CEA, CNRS, Université Paris-Saclay,
CEA Saclay F-91191 Gif-sur-Yvette, FRANCE*

Pascal Thibaudeau[‡]

CEA-DAM/Le Ripault, BP 16, F-37260, Monts, FRANCE

Chu Chun Fu[§]

*Université Paris-Saclay, CEA, Service de Recherches de
Métallurgie Physique, F-91191, Gif-sur-Yvette, FRANCE*

(Dated: March 6, 2022)

Abstract

A dynamics of the precession of coupled atomic moments in the tight-binding (TB) approximation is presented. By implementing an angular penalty functional in the energy that captures the magnetic effective fields self-consistently, the motion of the orientation of the local magnetic moments is observed faster than the variation of their magnitudes. This allows the computation of the effective atomic magnetic fields that are found consistent with the Heisenberg's exchange interaction, by comparison with classical atomistic spin dynamics on Fe, Co and Ni magnetic clusters.

I. INTRODUCTION

Nowadays, the coupling between structural and magnetic properties in 3d based magnetic materials plays a key role in the manufacture of high performance spintronics devices [1]. Moreover, it is also central in numerous anomalous evolutions of structural parameters [2] with pressure. For instance, one of its salient consequence is that the bcc phase of α -Fe is stabilized by its magnetic properties [3]. Thus, to accurately describe the dynamics of 3d metals and their alloys, a fully coupled spin-lattice dynamics with an *ab initio* level of precision is highly desirable. Unfortunately and despite notable progress [4, 5], no such tool is available so far.

However the theory of magnetism is fundamentally a theory of electronic structure. Antropov *et al.* first presented a description of the motion of local magnetic moments in magnetic materials [6], in the framework of first-principles methods. Their idea was motivated by the fact that the interatomic exchange energy among atomic magnetic moments is small compared to intra-atomic exchange and bandwidth energy. Thus, this adiabatic spin density approximation allows them to treat the angles defining the directions of these magnetic moments as sufficiently slow varying degrees of freedom, to separate them from the individual motion of their underlying electrons, exactly like the nuclear coordinates in the Born-Oppenheimer adiabatic approach to molecular dynamics [7]. Moreover, by assuming that the magnetization density in the immediate vicinity of each atom has a uniform

* ramon.cardias@cea.fr

† cyrille.barreteau@cea.fr

‡ pascal.thibaudeau@cea.fr

§ chuchun.fu@cea.fr

orientation, each direction of every magnetic moment can be followed in time according to a precession equation, as it is the case of classical atomistic spin dynamics [8]. Consequently, the initial many-electron system is mimicked by this system of classical moments, when the directions and amplitudes are determined self-consistently from the requirement of minimizing a given free energy. Thus for each moment, the effective field that enters in the precession equation depends only on the variation of the spin-dependant free electronic energy as a functional of the magnetization direction only. Moreover, by assuming that the relevant electronic correlation hole is essentially in the inner part of each atomic volume, for this type of adiabatic transformation, the longitudinal moment dynamics is nonadiabatic in this approach. It is governed by individual electronic spin flips like Stoner excitations, which are also fast [9]. Thus, even if the amplitude of each moment cannot be globally constant in time, for a small temporal excursion fast enough to keep the adiabatic approximation, the longitudinal dynamics can be often neglected.

The paper is organized as followed. In Section II, we review the framework used to derive non-collinear magnetism within the tight-binding (TB) approximation. Angular magnetic constraints are imposed by penalty functionals that are solved equally during the self-consistently computation of the electronic structure. In Section IID, the derivation of an equation of precession of the local magnetic moments that involves constrained magnetic fields is presented that allows considerations both transverse and longitudinal dampened torques. The dynamics of various magnetic dimers and trimers of Fe, Co and Ni is studied in details in Section III A and III B to access the validity of the isotropic Heisenberg exchange approximation, that is commonly assumed.

II. METHODOLOGY

When an Hamiltonian H is a functional of the magnetization \mathbf{M} , the effective field is nothing else than the functional derivative of H with the respect of the magnetization [10]. To calculate such an effective field acting on the atomic magnetic moments, the atomistic spin dynamics (ASD) uses a parameterized spin-Hamiltonian, where *ab initio* methods calculate it at every self-consistent iteration with various methods. One of the *ab initio* approach consists in the use of constrained density functional theory (cDFT) [11], where a full accountability of accomplishments of calculations can be found now in many references [12]. The accuracy of

the cDFT methods requires an extremely high computational price that scales quickly with the dimension and size of the studied system. In contrast, spin-Hamiltonian methods rely on spatial distributions of classical magnetic moments and offer an option with a computational cost tuned by the accuracy and how interatomic exchange parameters are treated. We offer a method that relies in between, with a lower computational cost compared with the full *ab initio* aspects of the cDFT method without having to rely on a correct description of the parameters inside a spin-Hamiltonian for a given system.

A. Magnetic tight-binding model

In this work we have used a magnetic TB model that has been described in a review article [13]. It is based on a parametrized *spd* description of the electronic structure where magnetism is described via a Stoner-like interaction term. To avoid a too lengthy derivation, we will present a simplified version of the TB formalism that focuses on the most salient features of the model. Let us consider a non-magnetic TB Hamiltonian H^0 written in a local basis set $|i\rangle$. The site index i is a composite object that also includes an orbital index reference which can be dropped for simplicity. H^0 is decomposed into onsite energy terms $\varepsilon_i^0 = \langle i|H^0|i\rangle$ and hopping integrals $\beta_{ij} = \langle i|H^0|j\rangle$. The eigenfunctions of the system are written as a combination of atomic orbitals $|\alpha\rangle = \sum_i C_i^\alpha |i\rangle$ and the density matrix between sites reads $\rho_{ij} = \sum_{\alpha}^{\text{occ}} C_i^\alpha C_j^{\alpha*}$ where the summation runs over the occupied energy levels $\varepsilon_\alpha < E_F^0$ where E_F^0 is the Fermi level such that $\sum_i \rho_{ii}$ is equal to the total number of electrons N_e of the system. The total energy of a non-magnetic system is here reduced to the band energy only [14]

$$\begin{aligned} E_{\text{tot}}^0 &= \sum_{\alpha}^{\text{occ}} \varepsilon_{\alpha}^0 = \text{Tr}(\rho H^0) = \sum_{ij} \rho_{ij} H_{ji}^0 \\ &= \sum_{ij} \sum_{\alpha}^{\text{occ}} C_i^\alpha C_j^{\alpha*} H_{ji}^0. \end{aligned} \quad (1)$$

To this non-magnetic framework, both the magnetic interaction and the local charge neutrality can be added by appropriate constraints, such as the total energy can be written in a formalism where each electronic spins are treated collinear, i.e.

$$E_{\text{tot}} = E_{\text{tot}}^0 + \sum_i U_i (n_i - n_i^0)^2 - \frac{1}{4} \sum_i I_i m_i^2, \quad (2)$$

where $n_i = \rho_{ii} = n_{i\uparrow} + n_{i\downarrow}$ and $m_i = n_{i\uparrow} - n_{i\downarrow}$ are respectively the charge and magnetization of site i , whereas I_i is the Stoner parameter and U_i a large positive quantity. By minimizing Eq.(2) with respect to the normalized coefficient C_i^α , with the condition $\sum_i (C_i^\alpha)^2 = 1$, this leads to a Schrödinger equation for a renormalized Hamiltonian H_σ for \uparrow or \downarrow spins separately. This Hamiltonian simply reads as

$$H_\sigma = H^0 + \sum_i |i\rangle \left(U_i(n_i - n_i^0) - \frac{1}{2} I_i m_i \sigma \right) \langle i|, \quad (3)$$

where $\sigma = \pm 1$ is the spin \uparrow or \downarrow . In this Stoner picture only the onsite terms $\epsilon_i^0 \rightarrow \epsilon_i^0 + (U_i(n_i - n_i^0) - \frac{1}{2} I_i m_i \sigma)$ are affected by both the local charge neutrality and magnetism.

The generalization to non-collinear magnetism is straightforward. First the previous expressions is extended to spin-orbitals with spin-dependent coefficients $(C_{i\uparrow}, C_{i\downarrow})$ on each site. Then an onsite density matrix $\tilde{\rho}_i$ is manipulated as a 2×2 matrix with components $\rho_i^{\sigma\sigma'} = \sum_\alpha^{\text{occ}} C_{i\sigma}^\alpha C_{i\sigma'}^{\alpha*}$, in order to write it more conveniently as $\tilde{\rho}_i = \frac{1}{2} n_i \sigma_0 + \frac{1}{2} \mathbf{m}_i \cdot \boldsymbol{\sigma}$, where σ_0 is the identity matrix $\equiv \mathbb{I}$ and $\boldsymbol{\sigma} = (\sigma_x, \sigma_y, \sigma_z)$ is a vector of Pauli matrices, $\mathbf{m}_i = \text{Tr}(\tilde{\rho}_i \boldsymbol{\sigma})$. As a consequence, the Hamiltonian H then reads as

$$H = H_n \sigma_0 + \mathbf{H}_m \cdot \boldsymbol{\sigma}, \quad (4)$$

where the components of the vector Hamiltonian $\mathbf{H} = (H_n, \mathbf{H}_m)$ are

$$H_n = \sum_i (\epsilon_i^0 + U_i(n_i - n_i^0)) |i\rangle \langle i| + \sum_{ij} \beta_{ij} |i\rangle \langle j|, \quad (5)$$

$$\mathbf{H}_m = -\frac{1}{2} \sum_i \Delta_i |i\rangle \langle i|. \quad (6)$$

with $\Delta_i = I_i \mathbf{m}_i$. When the total energy of the system is written as the sum of the occupied eigenvalues (band energy term) of the renormalized Hamiltonian, one has to take into account the so-called double counting terms

$$E_{\text{tot}} = \sum_\alpha^{\text{occ}} \epsilon_\alpha - \frac{1}{2} \sum_i U_i ((n_i)^2 - (n_i^0)^2) + \frac{1}{4} \sum_i I_i \|\mathbf{m}_i\|^2, \quad (7)$$

where ϵ_α are the eigenvalues of the renormalized Hamiltonian.

B. Magnetic constraints in TB

When dealing with magnetic systems it is often interesting to be able to explore the energetics of various magnetic configurations. This can be achieved by trying several starting

magnetic configurations but remains a relatively limited strategy since this produces few self-consistent solutions to compare with. It can be very interesting to consider the situation where magnetic constraints are imposed on any given atom i of the system. Appendix A summarizes the fixed spin method that is limited to collinear magnetism. However, among all the practical methods of optimization under constraints [15], the penalty method is a very handy way to proceed.

This consists to supplement the total energy with a penalty term in a similar way that has been done for the local charge neutrality constraint. There exists many possible ways to impose constraints on a magnetic system [11, 16].

There also exists various types of penalty functional depending on the quantity to impose. One can impose a given moment $\mathbf{m}_i^{\text{pen}}$ on a given atomic site i as presented in appendix B but it is also possible to constrain only the polar angle θ_i between the atomic moments of atom i and the z -axis, a penalty functional of the form $\lambda(\theta_i - \theta_i^{\text{pen}})^2$ can be considered. An equivalent expression can apply to the azimuthal angle ϕ_i too. To constraint simultaneously both angles, we could simply add these two functionals. However as reported by Ma and Dudarev [16], a combined angular penalty functional can be constructed, based on the dot product of \mathbf{m}_i and $\mathbf{e}_i^{\text{pen}}$, here considered as a unit vector of given spherical angles $(\theta_i^{\text{pen}}, \phi_i^{\text{pen}})$. This penalty function reads $E_i^{\text{pen}} = \lambda(\|\mathbf{m}_i\| - \mathbf{e}_i^{\text{pen}} \cdot \mathbf{m}_i)$, and leaves the norm of the magnetization $\|\mathbf{m}_i\|$ free to vary while the direction of the magnetic moment is constraint to be the direction of $\mathbf{e}_i^{\text{pen}}$. Consequently, this introduces a renormalization of the on-site terms of the TB Hamiltonian of the form $-\mathbf{B}_i^{\text{pen}} \cdot \boldsymbol{\sigma}$ with $\mathbf{B}_i^{\text{pen}} = -\lambda(\mathbf{e}_i - \mathbf{e}_i^{\text{pen}})$, where $\mathbf{m}_i = \|\mathbf{m}_i\| \mathbf{e}_i$. Therefore the on-site term Δ_i of the magnetic Hamiltonian \mathbf{H}_m (see Eq. (6)) reads:

$$\Delta_i = I_i \mathbf{m}_i + 2\mathbf{B}_i^{\text{pen}} \quad (8)$$

This is exactly Eq. (1.9) of Ref. 17. The spin splitting field Δ_i is the sum of the Stoner-like exchange field $I_i \mathbf{m}_i$ and the penalization field. This penalty scheme has many specific properties. For example by noting that $-\mathbf{B}_i^{\text{pen}} \cdot \mathbf{m}_i = E_i^{\text{pen}}$, it can be shown that there are no double counting terms associated to the the renormalization. Consequently the total energy can be written as in Eq. (B1) but without the last term. Moreover when $\lambda \rightarrow \infty$, $\mathbf{e}_i \approx \mathbf{e}_i^{\text{pen}}$ and $\mathbf{B}_i^{\text{pen}} \cdot \mathbf{m}_i = 0$ and the penalization field becomes perpendicular to the local magnetization.

To be more specific, let us now consider the variation of the total energy with respect

to the polar and azimuthal angles. By considering a variation of angle $d\theta$ on site i and by using the Force Theorem, it is straightforward to show that $dE = -\frac{d\mathbf{B}_i^{\text{pen}}}{d\theta} \cdot \mathbf{m}_i d\theta = -\|\mathbf{m}_i\| \frac{d\mathbf{B}_i^{\text{pen}}}{d\theta} \cdot \mathbf{e}_i d\theta$. Now by taking the derivative of $\mathbf{B}_i^{\text{pen}} \cdot \mathbf{e}_i = 0$, and by noting that $\frac{d\mathbf{e}}{d\theta} = \mathbf{e}_\theta$, we find a relationship between the polar angle variation of the energy, which is the effective field up to a sign, and the penalty field

$$\frac{1}{\|\mathbf{m}_i\|} \frac{\partial E}{\partial \theta_i} = \mathbf{B}_i^{\text{pen}} \cdot \mathbf{e}_{i,\theta} = \mathbf{B}_{i,\theta}^{\text{pen}}, \quad (9)$$

and similarly with the azimuthal angle variation of the energy

$$\frac{1}{\|\mathbf{m}_i\|} \frac{1}{\sin \theta_i} \frac{\partial E}{\partial \phi_i} = \mathbf{B}_i^{\text{pen}} \cdot \mathbf{e}_{i,\phi} = \mathbf{B}_{i,\phi}^{\text{pen}}. \quad (10)$$

Or in a more compact formulation

$$\mathbf{B}_i^{\text{pen}} = \frac{\partial E}{\partial \mathbf{m}_i} = \frac{1}{\|\mathbf{m}_i\|} \frac{\partial E}{\partial \mathbf{e}_i}. \quad (11)$$

Thanks to these penalty functionals, it becomes possible to target any local arbitrary magnetic configuration to find the corresponding local effective field, which is an extremely useful technique to explore the magnetic energy landscape. It is also possible to assign λ as a site-dependent parameter, by setting it to zero to constraint some atoms and let the others to adapt, during the self-consistency cycles.

In the following section we will use the penalty formalism to map the TB model onto an Heisenberg Hamiltonian and to derive a spin dynamics equation of motion that directly use the penalty field hence derived.

C. Exchange parameters in TB

In this section the general features to map the total energy of an electronic structure method onto a classical Heisenberg model is presented, that describes a system of atomic spin, characterized by local magnetic moments \mathbf{m}_i at site i interacting via bare isotropic interactions J_{ij}^0 :

$$\begin{aligned} E_{\text{Heis}} &= -\frac{1}{2} \sum_{i \neq j} J_{ij}^0 \mathbf{m}_i \cdot \mathbf{m}_j, \\ &= -\frac{1}{2} \sum_{i \neq j} J_{ij}^0 \|\mathbf{m}_i\| \|\mathbf{m}_j\| \mathbf{e}_i \cdot \mathbf{e}_j, \\ &= -\frac{1}{2} \sum_{i \neq j} J_{ij} \mathbf{e}_i \cdot \mathbf{e}_j, \end{aligned} \quad (12)$$

Within this approach the amplitude of the magnetization $\|\mathbf{m}_i\|$ of site i can be incorporated effectively into the bare exchange interaction to produce a dressed exchange interaction, once assumed that the $\|\mathbf{m}_i\|$ become independent of the magnetic configuration. This assumption seems rather drastic but in many magnetic systems, where the magnetic moments are not so dependent on the magnetic configuration or for small rotations around a given angle, which is the case treated here. By keeping this assumption in mind, we can safely dropped the dressed reference.

However in systems that break globally the symmetry of space rotation (particularly of nanometer size), this fails and the classical Heisenberg model is only valid for a limited range around a given magnetic stable (or metastable) configuration \mathcal{C} , that preserves the invariance by point rotation only locally. In such systems the Heisenberg model can only be used to explore the dynamic around configuration \mathcal{C} , that does not alter substantially the invariance by point rotation, that are often found for low temperatures. Consequently for higher temperatures or space transitions that reduce the point symmetry, the J_{ij} 's become usually very sensitive to the structural parameters such as the interatomic distances and local environments, preventing their transferability to various atomic structures. This point is well illustrated in Appendix D.

Since numerical implementations of the Heisenberg model are by far simpler than electronic structure approaches, it is tempting to extract the desired exchange parameters J_{ij} from electronic structure calculations. To do so, several methods have been reported in the literature. i) The simplest method is based on a fit of the total energy obtained by multiple magnetic collinear configurations, which do not necessitate any non-collinear numerical implementations neither penalty constraints [18]. ii) Another approach consists in performing finite difference calculations of the total energy between various magnetic non-collinear configurations [19], which can enlarged significantly the space of the magnetic configurations to span. In addition by varying the relative angle between the magnetic sites, it is possible to test the range of validity of the Heisenberg picture [20, 21]. iii) Based on this finite difference picture, in a seminal work Liechtenstein *et al* derived an explicit expression of the exchange parameters, based on second order variation of the band energy term relying on the magnetic Force Theorem and Green's function formalism [22]. The latter one has shown big success in predicting various magnetic properties such as magnon excitation, critical temperature and also used to perform dynamical calculation of magnetic moments [23]. In this work, we have

used the approach ii), where we rotated one magnetic moment of an angle θ and developed an equation for $E(\theta)$ for each case, e.g. dimers (Sec. III A) and trimers (Sec. III B). We have found that the energy curve between the TB model and the Heisenberg model agree quite well, which leads to a good agreement between the spin dynamics of the two different methods, shown later in Secs. III A and III B.

Details of the derived expression for both cases and the fitting of the energies to find the respective exchange coupling parameter J_{ij} for each case is explored in more details at the Appendix. D

D. Spin-dynamics in TB

The change in direction of each of the local magnetic moments $\mathbf{m}_i = \text{Tr}(\tilde{\rho}_i \boldsymbol{\sigma})$ with time is given by the transverse torque of this moment only with the effective pulsation, which is in return precisely $\mathbf{B}_i^{\text{eff}} \equiv -\mathbf{B}_i^{\text{pen}} = -\frac{\partial E}{\partial \mathbf{m}_i}$,

$$\frac{d\mathbf{m}_i}{dt} = \mathbf{m}_i \times \frac{\mathbf{B}_i^{\text{eff}}}{\hbar} = \frac{\mathbf{B}_i^{\text{pen}}}{\hbar} \times \mathbf{m}_i \quad (13)$$

Because $\mathbf{B}_i^{\text{eff}}$ is constructed orthogonal to \mathbf{m}_i , $\mathbf{B}_i^{\text{eff}}$ is itself a cross product of a functional of \mathbf{m}_i , by \mathbf{m}_i . Eq. (13) is nothing else than the Larmor's precession equation, which is itself a non-relativistic limit of a more complex motion of spinning particles in a co-moving frame [24].

In practice, TB SCF calculations are first performed without any constraint to identify the stable magnetic (or metastable) states \mathbf{m}_i^{eq} . Such a magnetic state is not necessarily unique and the process has to be repeated in frustrated systems that produce degenerate states. However this process can be systematized by considering methods for finding minimum energy paths of transitions in magnetic systems [25]. Moreover if a precession around the equilibrium magnetization is considered, the longitudinal term vanishes because $\mathbf{B}_i^{\text{eff}}$ is constructed orthogonal to \mathbf{m}_i . Then a given spin direction $\mathbf{m}_i(0)$ is chosen in the neighborhood of this equilibrium state and a constrained SCF calculation is performed according to the chosen penalty method described above, to get the local effective field. Thus, a spin dynamics is produced by solving Eq.(13) in time by using an explicit solver. In this case, each local moment may have different starting amplitude, that remains constant over time and their motion evolve on local spheres, according to the Rodrigues' rotation formula, that is

presented in Appendix C. The procedure is repeated for each time step of the spin dynamics.

III. SPIN DYNAMICS OF MAGNETIC CLUSTERS

In this section, we study the dynamics of the magnetic moments under two different scenarios: using an "in house" atomic spin dynamics (ASD) as implemented in Ref. [26] based on an Heisenberg Hamiltonian and the tight-binding spin dynamics (TBSD) method described in the previous section II. This is applied for the most simple cases, i.e. dimers and equilateral triangle trimers of equivalent atoms for which the corresponding effective exchange interaction J is obtained from our TB model and then used in the ASD for comparison with TBSD. Note that since in the ASD code the dynamics is expressed in terms of unit vectors and the effective field is written as $-\frac{\partial E}{\partial \mathbf{e}_i}$ (with no $\|m_i\|$ factor) we have used in the TBSD an effective field given by $-\|m_i\| \mathbf{B}_i^{\text{pen}}$.

A. Magnetic dimers

Many studies have already addressed the spin dynamics of both quantum and classical Heisenberg dimers [27], not always systematically by looking the temporal dynamics of each of their individual moments. Using the method described in Sec. IID, we studied the time evolution of the net magnetic moments, here treated as a classical tridimensional vectors, for magnetic dimers of Fe, Co and Ni. First, Eq. (13) is solved and the precession of these magnetic moments is analyzed without damping, by starting from a tilted angle of 10° from the z -axis for each atomic site, as the initial configuration. Then by using the method presented in the Appendix D, our findings are compared with an atomistic spin dynamics approach using the exchange coupling J extracted from the angular dependence of the total energy. Our results, depicted in figure 1, show that all the three dimers behave well as under the Heisenberg interaction in the studied limit, i.e. the effective field B_i^{eff} can be described by a constant isotropic exchange, Eq.(12), that does not depend on the instantaneous magnetic configuration. As shown in Appendix D, between $\theta = 0$ and $\theta = 10$ the fit between the energy calculated from the TB onto a Heisenberg Hamiltonian works perfectly, but that does not hold true for higher angles. It means that a simple bi-linear Heisenberg Hamiltonian is not enough to describe the system globally, but only locally with

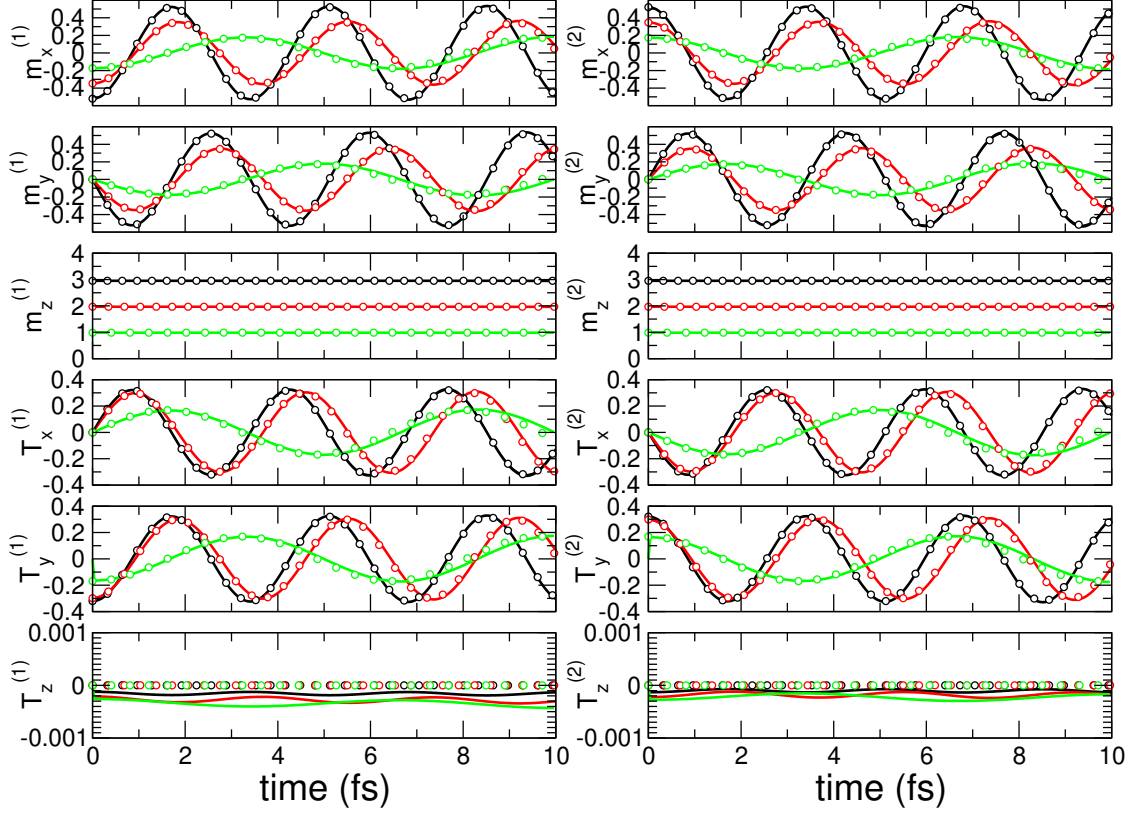


Figure 1. (color online) Magnetization and torque dynamics of individual moments for for dimers of Fe (black), Co (red) and Ni (green). TBSD (resp. ASD) results are in solid lines (resp. circles). Unit of torques is PHz. Initial conditions are $\mathbf{m}_1 = g(-\sin(10^\circ), 0, \cos(10^\circ))$, $\mathbf{m}_2 = g(\sin(10^\circ), 0, \cos(10^\circ))$, where g are the SCF Landé factor for each atom (see Appendix D).

respect to the magnetic configuration. Because the z -component of the magnetization is constant in time, the z -component of the ASD torque is exactly zero, which is not the case in the TB dynamics. However, this can be consistently monitored by decreasing the timestep used to integrate the precession equation, Eq. (13).

We can monitor that the precession frequency, as calculated in the appendix C, is well reproduced by the TB calculations.

B. Magnetic trimers

It is known in the literature that in some specific situations, the exchange coupling and Dzyaloshinskii-Moriya interactions calculated from the ferromagnetic (FM) state are not a

good fit for predictions of magnetic properties, e.g. close to the paramagnetic state [28] or the transition from the FM to the skyrmion phase [29]. This is mainly because that in these scenarios, interactions of higher order play an important role and even sometimes a central role, such as the value of considering the 4-spin interaction in case of stabilizing the skyrmion phase in hexagonal Fe film of one-atomic-layer thickness on the Ir(111) surface [30]. These higher order interactions can be seen as if the exchange constants become kinetic functions of the magnetization state, a possibility theorized long time ago [31]. One could argue that it is only needed a high-order more specific spin-Hamiltonian to describe the problem, but in some other cases the so called non-Heisenberg interactions can also be present, i.e. interactions that cannot be mapped into a spin-Hamiltonian [32] or cases where the Heisenberg picture is simply broken [33]. Our goal here is to explore the limits and differences between the spin dynamics features using a spin-Hamiltonian and our presented here TB spin dynamics method.

In order to do that, the magnetization dynamics of magnetic equilateral triangle trimers of Fe, Co and Ni is explored, as can be seen in Fig. 2. The magnetization dynamics of Fe, Co and Ni triangle trimers, are depicted in Fig. 3 as well as the torques in Fig. 4.

In order to evaluate the exchange coupling between the magnetic moments in this case, an analogous procedure to what was done to the dimer is performed, more precisely described in the Appendix D. Fitting with the energy obtained from the TB calculation, the parameters are reported in Appendix D. Note that in this particular case $J_{12} = J_{23} = J_{31}$ due to the symmetry. Initially, self-consistent calculations under the angular penalty function were performed in order to determine the magnetic moments of each atom in the system. With that information, one performs simulations of the magnetization dynamics using the spin Hamiltonian, Eq. (12). Parallel to it, the process described in Section IID is followed, the magnetization dynamics is calculated and the comparison between the different methods is shown in Fig. 3. Similarly to the dimers case, the systems here presented show themselves as Heisenberg systems within the studied limit, e.g. $\theta = 10^\circ$, when calculating the precession of the magnetic moments around the z-axis.

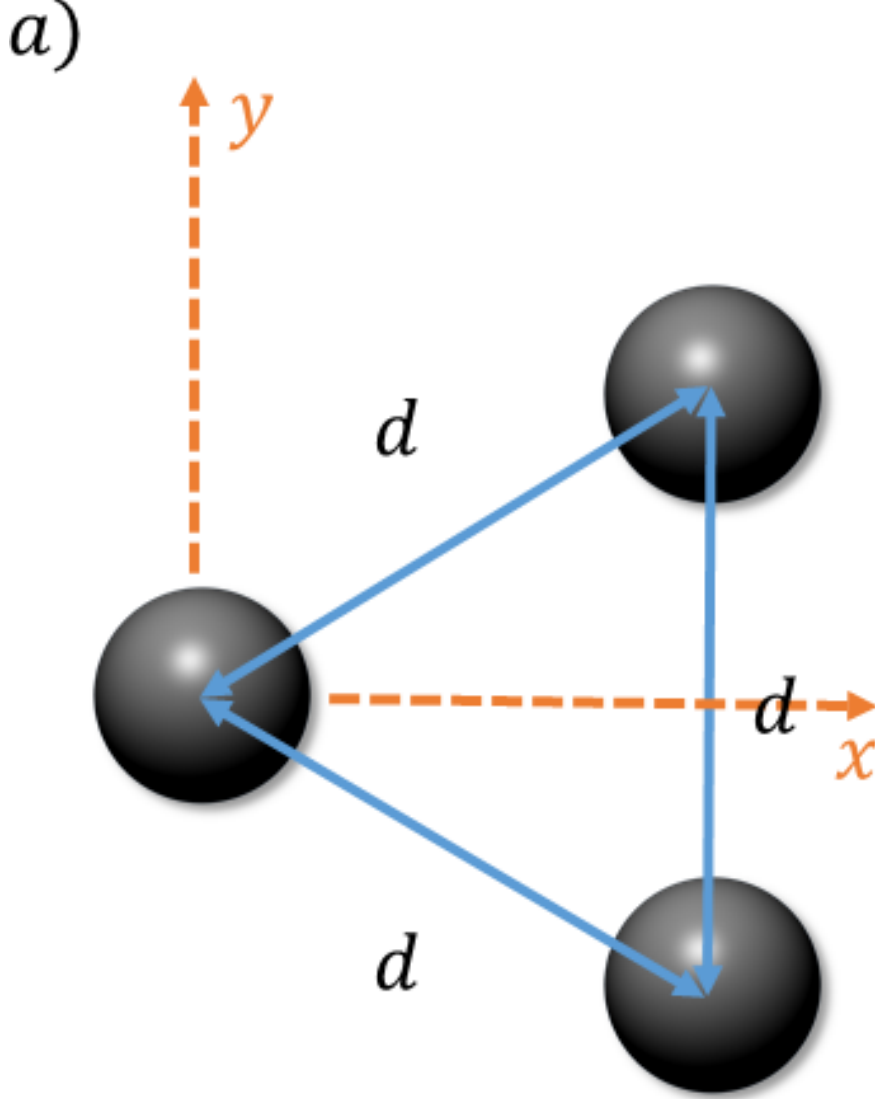


Figure 2. (color online) a) Schematic representation of the the equilateral triangle trimer.

IV. CONCLUSION

In this paper, we have presented a method that offers an alternative between full *ab initio* and spin-Hamiltonian based spin-dynamics. Our approach uses a penalty functional on the magnetic moments of each site in order to calculate self-consistently, at every time step, the respective effective magnetic field. Moreover, we solved the Landau-Lifshitz-Bloch equation on each site, without damping, for dimers and trimers of Fe, Co and Ni. We then compared our results with an atomistic spin-dynamics approach, where the magnetic effective field is not calculated directly from the electronic structure, but from a parameterized spin-

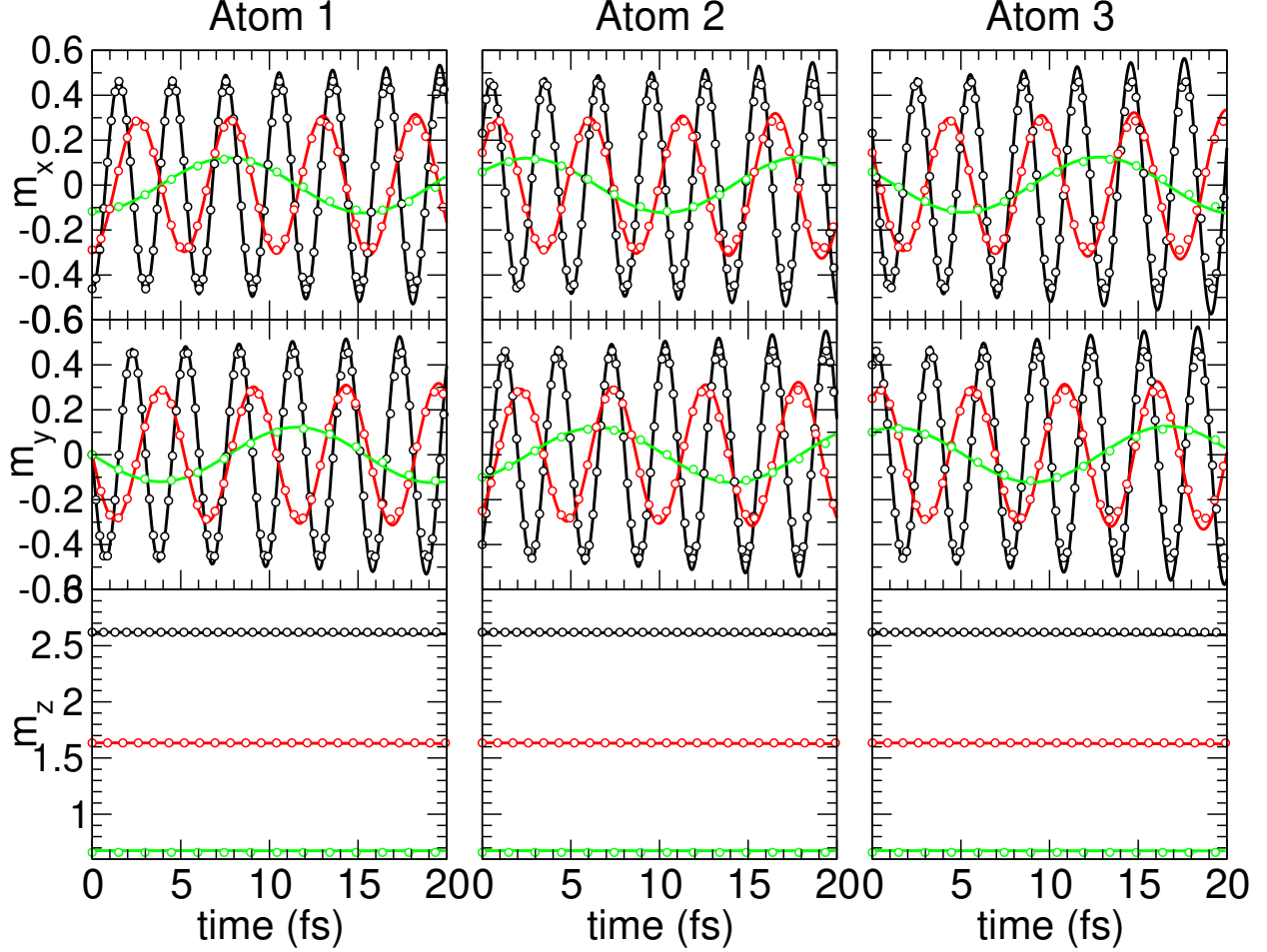


Figure 3. (color online) Magnetization dynamics of Fe (black), Co (red) and Ni (green) triangle trimers. TBSD (resp. ASD) results are in solid (resp. circles) lines. Initial conditions are $\mathbf{m}_1(0) = g(-0.17365, 0.0, 0.98481)$, $\mathbf{m}_2(0) = g(0.08682, -0.15038, 0.98481)$, $\mathbf{m}_3(0) = g(0.08682, 0.15038, 0.98481)$, where g are the SCF Landé factor for each atom (see text).

Hamiltonian. These parameters, e.g. exchange coupling interaction J , were calculated by fitting the total energy from the tight-binding calculation with the parameterized spin-Hamiltonian within a certain angle range. Our results showed that within this limit, they can be seen as good Heisenberg systems and the comparison between the tight-binding and atomistic spin-dynamics are fairly good. That is not the case for any magnetic configuration where different set of magnetic moments can be found for different magnetic configurations, meaning that different parameters can be calculated, which breaks the Heisenberg picture. It means that, for those systems, one cannot map globally the electronic structure onto a

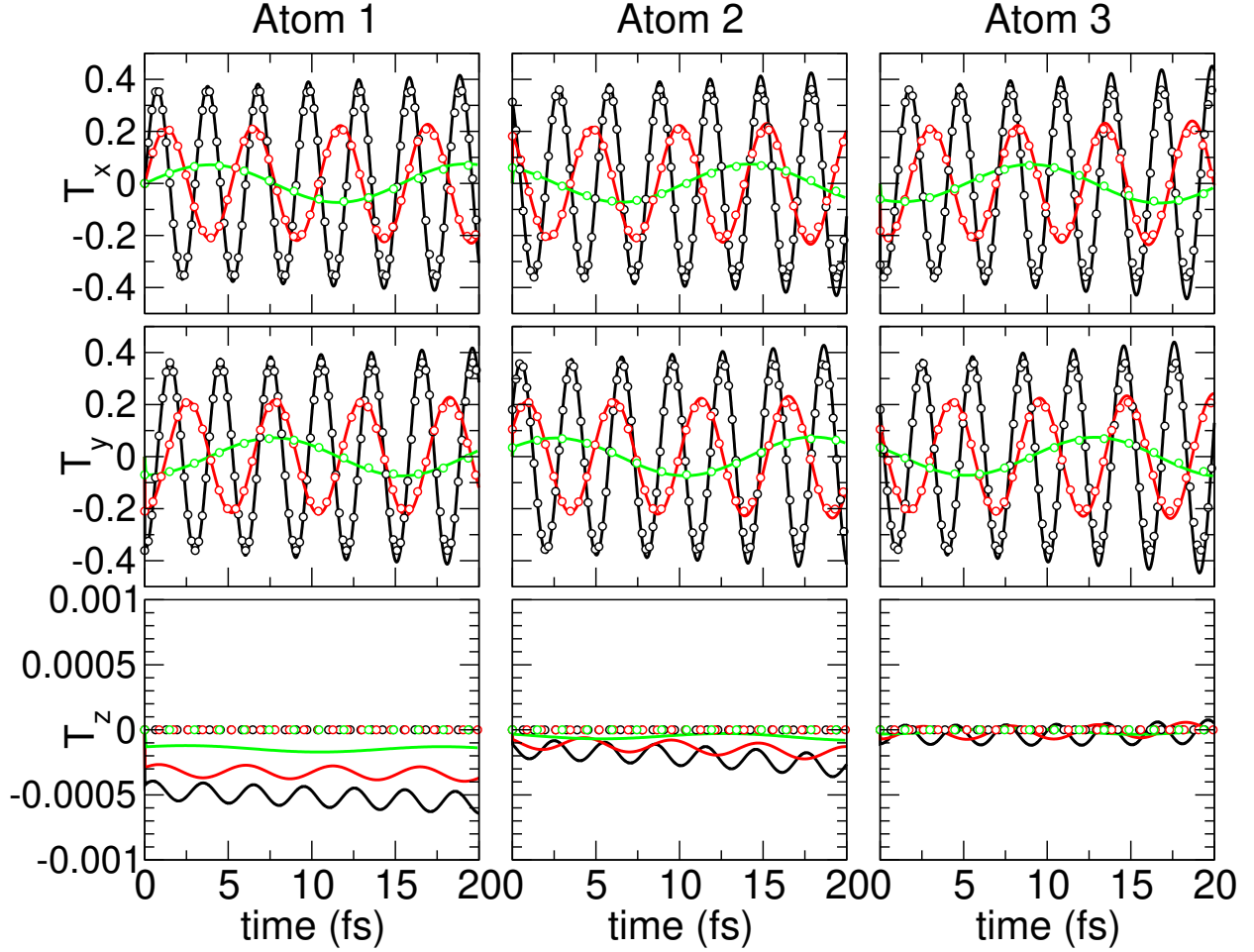


Figure 4. (color online) Torque dynamics of Fe (black), Co (red) and Ni (green) triangle trimers. TBSD (resp. ASD) results are in solid (resp. circles) lines. Units of the torques are in PHz. Initial conditions are identical than those in figure 3.

Heisenberg model, although these parameters still can predict with good accuracy ground state properties. Finally, the tight-binding spin-dynamics here presented is a satisfying solution with a good computational cost to study the spin-dynamics of systems that are not dominated by the pair Heisenberg's interaction only, because the construction of the effective field is free from such hypothesis. This technique also may serve to investigate the dynamics of more complex magnetic systems that include spin-orbit mediated interactions in low dimensional symmetries, and appears to be very general.

ACKNOWLEDGMENTS

We gratefully thank to the Programme Transverse de Competences for financial support with the project DYNAMOL.

During the final stage of the preparation of this paper, we found a reference [34] that partly reports some of our findings.

Appendix A: Fixed spin moment

The fixed spin moment calculation is probably the most straightforward method, but is limited to the case of collinear magnetism and is independent of the site index. This is to impose exactly a total magnetization of the system and therefore the total number of \uparrow and \downarrow electrons. One therefore needs to define two separate Fermi levels E_F^σ . For a homogeneous system where each atom carries the same charge and the same magnetization, the total energy is

$$E_{\text{tot}} = \sum_{\alpha}^{\varepsilon_{\alpha}^{\uparrow} < E_F^{\uparrow}} \varepsilon_{\alpha}^{\uparrow} + \sum_{\alpha}^{\varepsilon_{\alpha}^{\downarrow} < E_F^{\downarrow}} \varepsilon_{\alpha}^{\downarrow} + \frac{1}{4}Im^2, \quad (\text{A1})$$

where $\varepsilon_{\alpha}^{\sigma} = \varepsilon_{\alpha}^0 - \frac{1}{2}Im\sigma$. Then the total energy can be rewritten as

$$E_{\text{tot}} = \sum_{\alpha}^{\varepsilon_{\alpha}^0 < E_F^{\uparrow} + \frac{1}{2}Im} \varepsilon_{\alpha}^0 + \sum_{\alpha}^{\varepsilon_{\alpha}^0 < E_F^{\downarrow} - \frac{1}{2}Im} \varepsilon_{\alpha}^0 - \frac{1}{4}Im^2. \quad (\text{A2})$$

Consequently, the derivative of the total energy with the magnetization becomes simply proportional to the difference of Fermi's energies

$$\frac{dE_{\text{tot}}}{dm} = \frac{(E_F^{\uparrow} - E_F^{\downarrow})}{2}. \quad (\text{A3})$$

An effective field $B^{\text{eff}} = -(E_F^{\uparrow} - E_F^{\downarrow})/2$, aligned to these moments, can be defined. It comes out that at the extrema of E_{tot} , the two Fermi levels are equal and the effective field becomes zero. By looking at the sign of the second derivative of the energy around $m = 0$, this is simple to recover the Stoner criterion as described in the reference [35]. Although useful, the fixed spin moment method is limited to rather homogeneous systems.

Appendix B: Penalty method for atomic spin moment

Let us consider the case where a given magnetization $\mathbf{m}_i^{\text{pen}}$ is imposed on each atom. A quadratic penalty term as $E_i^{\text{pen}} = \frac{\lambda}{2} \|(\mathbf{m}_i - \mathbf{m}_i^{\text{pen}})\|^2$ can be added to each site, where λ is a large positive number. In principle λ should go to infinity, but in practice a good compromise is found by increasing its value and to check the convergence of the desired quantity computed with. However, this problem can be circumvented by implementing the Augmented Lagrangian Method, that introduces a quadratic constraint term in the renormalized Hamiltonian, such as the λ parameter remains finite [36]. This is at the cost of an additional computational complexity and the penalization approach with a sufficient large λ term is preferred.

This consists to supplement Eq.(6) with the term $\lambda(\mathbf{m}_i - \mathbf{m}_i^0)|i\rangle\langle i|$. Consequently, the on-site diagonal renormalization term can formally be written $U_i\Delta n_i\sigma_0 - (\mathbf{B}_i^{\text{Stoner}} + \mathbf{B}_i^{\text{pen}}) \cdot \boldsymbol{\sigma}$ with $\mathbf{B}_i^{\text{Stoner}} = \frac{1}{2}I_i\mathbf{m}_i$, $\mathbf{B}_i^{\text{pen}} = -\lambda(\mathbf{m}_i - \mathbf{m}_i^{\text{pen}})$ and $\Delta n_i = (n_i - n_i^0)$. The total energy should be corrected accordingly by the double counting terms and reads

$$E_{\text{tot}}[\{\mathbf{m}_i^0\}] = \sum_{\alpha}^{\text{occ}} \varepsilon_{\alpha} - \frac{1}{2} \sum_i U_i ((n_i)^2 - (n_i^0)^2) + \frac{1}{4} \sum_i I_i \|\mathbf{m}_i\|^2 - \frac{\lambda}{2} \sum_i (\|\mathbf{m}_i\|^2 - \|\mathbf{m}_i^{\text{pen}}\|^2). \quad (\text{B1})$$

In the limit $\lambda \rightarrow \infty$, $-\lambda(\mathbf{m}_i - \mathbf{m}_i^{\text{pen}}) \approx \mathbf{B}_i^{\text{pen}\infty}$ and $\mathbf{m}_i \approx \mathbf{m}_i^{\text{pen}}$. Consequently, the corresponding double counting term $-\frac{\lambda}{2}(\|\mathbf{m}_i\|^2 - \|\mathbf{m}_i^{\text{pen}}\|^2)$ can be rewritten as $\mathbf{B}_i^{\text{pen}\infty} \cdot \mathbf{m}_i^{\text{pen}}$.

The fixed spin moment can be seen as a special case of the penalty method applied for collinear magnetism with only one type of atom. The term $-B^{\text{pen}}\sigma$ in the renormalized Hamiltonian just shifts rigidly the eigenvalues by $-B^{\text{pen}}$ for \uparrow spin and B^{pen} for \downarrow spin, such as $\varepsilon_{\alpha} = \varepsilon_{\alpha}^0 - \frac{1}{2}Im\sigma - B^{\text{pen}}\sigma$. The total energy of Eq.(A2) is recovered once provided $E_F^{\sigma} = E_F + \sigma B^{\text{pen}}$. Then one gets $B^{\text{pen}} = \frac{1}{2}(E_F^{\uparrow} - E_F^{\downarrow}) = -B^{\text{eff}}$.

Appendix C: Solution of the spin dynamics of ferromagnetic dimers

The motion of the individual moments of ferromagnetic dimers within the Heisenberg interaction is a two-body problem admitting an exact solution. Let's $\Omega_s^0 \equiv J^0/\hbar$ the magnitude of the exchange pulsation and $E = -J^0\mathbf{m}_1 \cdot \mathbf{m}_2$ its Heisenberg interaction energy,

with $J > 0$. The motion of each individual undamped moment is the solution of a set of 2 coupled equations of precession, which are

$$\begin{aligned}\frac{d\mathbf{m}_1}{dt} &= \Omega_s^0 \mathbf{m}_2 \times \mathbf{m}_1, \\ \frac{d\mathbf{m}_2}{dt} &= \Omega_s^0 \mathbf{m}_1 \times \mathbf{m}_2,\end{aligned}\tag{C1}$$

with the given initial conditions $\mathbf{m}_1(0)$ and $\mathbf{m}_2(0)$.

Equivalently when using an Heisenberg Hamiltonian with normalized vectors $\mathbf{E} = -J\mathbf{e}_1 \cdot \mathbf{e}_2$, with $J = J^0 m^2$ (where m is the amplitude of the magnetization) we get the coupled evolution equations:

$$\begin{aligned}\frac{d\mathbf{e}_1}{dt} &= \Omega_s \mathbf{e}_2 \times \mathbf{e}_1, \\ \frac{d\mathbf{e}_2}{dt} &= \Omega_s \mathbf{e}_1 \times \mathbf{e}_2,\end{aligned}\tag{C2}$$

with $\Omega_s \equiv J/\hbar$. This motion is decoupled in the frame of the magnetization $\mathbf{e} \equiv (\mathbf{e}_1 + \mathbf{e}_2)$. In this frame, by combining Eqs.(C2) together, one finds $\frac{d\mathbf{e}}{dt} = \mathbf{0}$ and consequently \mathbf{e} is a constant vector given by the initial conditions $\mathbf{e} = (\mathbf{e}_1(0) + \mathbf{e}_2(0))$. By noting that $\Omega_s \mathbf{e}_2 \times \mathbf{e}_1 = \Omega_s(\mathbf{e}_1 + \mathbf{e}_2) \times \mathbf{e}_1 = \Omega_s \mathbf{e} \times \mathbf{e}_1$, equations (C2) become fully decoupled:

$$\begin{aligned}\frac{d\mathbf{e}_1}{dt} &= \Omega_s \mathbf{e} \times \mathbf{e}_1, \\ \frac{d\mathbf{e}_2}{dt} &= \Omega_s \mathbf{e} \times \mathbf{e}_2.\end{aligned}\tag{C3}$$

Then the motion of each of these unit vectors \mathbf{e}_i is simply the motion of a vector in a constant field. Its solution is given by the Rodrigues' formula [37]

$$\mathbf{e}_i(t) = \cos(\Omega_s t) \mathbf{e}_i(0) + \sin(\Omega_s t) \mathbf{e} + (1 - \cos(\Omega_s t)) \chi \mathbf{e}_i(0) \times \mathbf{e},\tag{C4}$$

where $\chi \equiv \mathbf{e}_i(0) \cdot \mathbf{e}$.

The same reasoning can be derived for trimers of identical atoms with the same exchange parameters applied up to the first neighboring shell, in between. In that very specific case, each atomic spin follows the same equation of precession, namely

$$\frac{d\mathbf{e}_i}{dt} = \Omega_s \mathbf{e} \times \mathbf{e}_i,\tag{C5}$$

with $\mathbf{e} \equiv \sum_{i=1}^3 \mathbf{e}_i(0)$, where \mathbf{e} is found to be constant of motion. Consequently for trimers with identical atoms and interactions, the precession frequency, and thus the value of the exchange parameter, can be measured from a single motion of any spins, as depicted in figs. 3 and 4.

Appendix D: Calculation of the exchange coupling parameters

The macroscopic nature of the exchange coupling parameters and how they are influenced by the various circumstances have been widely discussed in the literature. The Bethe-Slater [38] (BS) curve explains in an insightful way, by means of direct exchange and the distance between nearest-neighbor (NN) atoms, the trends followed by ferromagnetism (FM) and antiferromagnetism (AFM) ground state of the 3d transition metals from bcc Cr to hcp Co. Recent studies [39] have shown that, even for the bulk case of such elements, the BS curve reveals a complicated background behind the macroscopic picture. Such NN interactions depend not only on the distance but also the symmetry and their bonds, i.e. influenced by the crystal field. That kind of dependence has also been seen in supported nanoclusters [40], where for the same distance, different values for the exchange coupling parameter can be found. In case of small clusters, like the dimers and trimers studied here, the local density of states of each atom is very localized, which set apart the majority band from the minority band. It implies in a large band splitting that directly affects the value of the exchange coupling parameter [41, 42]. As coordination number increases, the hybridization results in the broadening of such bands, shifting the center of it closer to the Fermi energy, thus decreasing the value of the exchange coupling parameter as the coordination number increases [43, 44]. Moreover, the results here presented follow this logic, as well as the BS curve trend.

For each of the magnetic configurations, the total energy is computed with the TB parameters found in reference [13]. If one considers one single magnetic moment rotating and write the Heisenberg model as a function of the angle with the z -axis, θ , then for the dimer it reads

$$E_{\text{dimer}}(\theta) - E_{\text{dimer}}(0) = J_{\text{dimer}}(1 - \cos(\theta)), \quad (\text{D1})$$

and for the trimer

$$E_{\text{trimer}}(\theta) - E_{\text{trimer}}(0) = 2J_{\text{trimer}}(1 - \cos(\theta)). \quad (\text{D2})$$

As seen in Fig. 5, one can fit Eqs. (D1) and (D2) with the total energy coming from the tight-binding calculations in order to find the respective exchange coupling parameters J . In the case of the dimer, it is obvious that $J_{12} = J_{21} \equiv J_{\text{dimer}}$ and for the trimer, due to the symmetry, also $J_{12} = J_{23} = J_{31} \equiv J_{\text{trimer}}$. The fact that the fitting and the energy curve fall on top of each other, means that both J_{dimer} and J_{trimer} are constants within the limit

	$g \text{ (}\mu_B\text{)}$	$J_{\text{dimer}} \text{ (eV)}$
Fe	3	0.616 (0.605)
Co	2	0.574 (0.561)
Ni	1	0.341 (0.312)

Table I. Values of the computed SCF magnetization and exchange parameter for dimers calculated in the TB approximation. In parenthesis is shown the result obtained from the fit of the effective field.

	$g \text{ (}\mu_B\text{)}$	$J_{\text{trimer}} \text{ (eV)}$
Fe	2.6666	0.442 (0.463)
Co	1.6666	0.279 (0.273)
Ni	0.6666	0.089 (0.103)

Table II. Values of the computed SCF magnetization and exchange parameter for equilateral triangle trimers calculated in the TB approximation. In parenthesis is shown the result obtained from the fit of the effective field.

considered of θ , i.e. the electronic interaction in these systems is dominated mainly by the Heisenberg's pair interaction (12) in that range. The computed values taken for an equal distance $d = 2\text{\AA}$ between atoms are reported in the tables I and II.

Finally another strategy has been tested to evaluate the exchange parameters. Instead of considering the total energy variations $E(\theta)$ as the reference quantity, we have fitted the variation of the effective field as a function of the deviation angle θ . Indeed it is straightforward to show that $\|\mathbf{B}^{\text{pen}}\| \|\mathbf{m}\|$ is equal to $J \sin \theta$ for the dimer and $2J \sin \theta$ for the trimer, respectively. The results are reported in parenthesis in the tables I and II. The agreement between the two approaches is good and could be systematically improved by increasing the penalization constant λ .

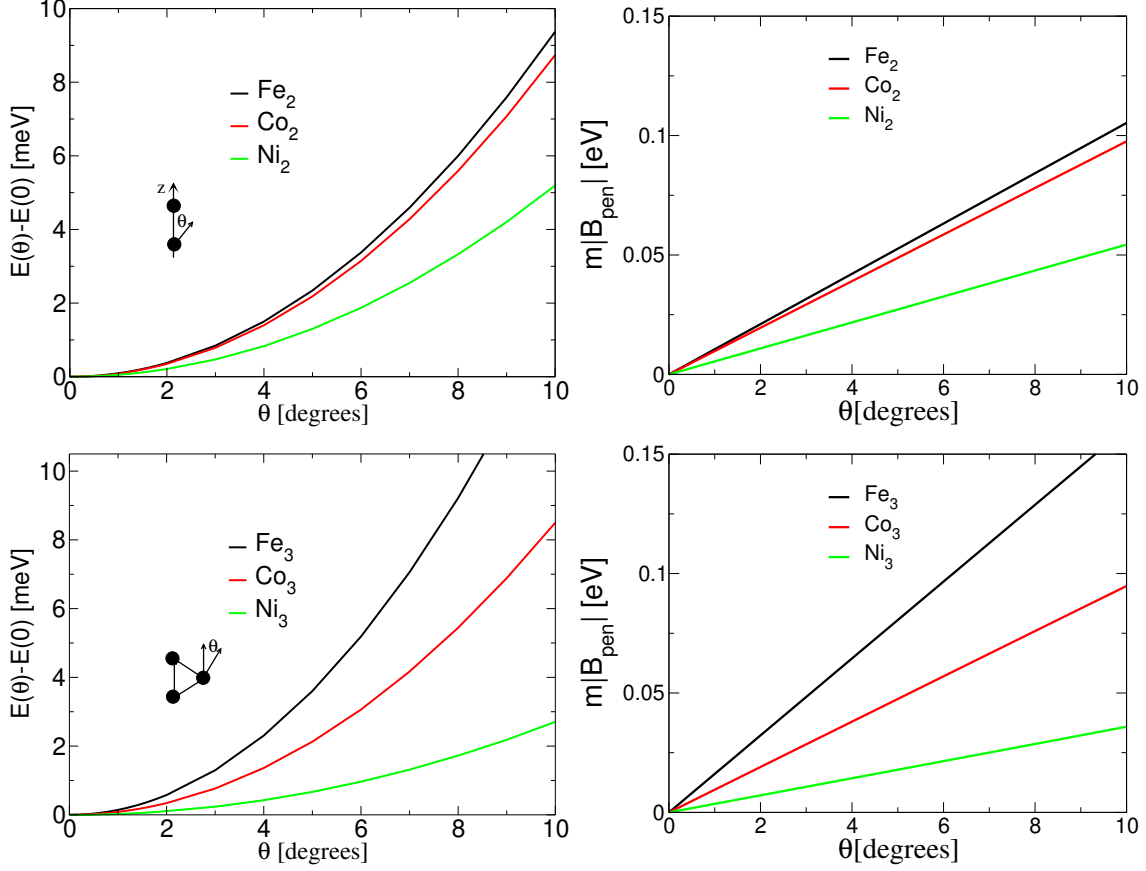


Figure 5. Calculated total energy (left) and effective field (right) from the tight-binding model for dimers and trimers of Fe, Co and Ni (interatomic distance of 2\AA), in black, red and green, respectively. Dimers on top and trimers on the bottom. The corresponding fits from an Heisenberg Hamiltonian fall exactly on top of the tight-binding curves (and are not shown), suggesting that the Heisenberg's pair interaction dominates these systems within that range of θ .

-
- [1] J. H. Lee, L. Fang, E. Vlahos, X. Ke, Y. W. Jung, L. F. Kourkoutis, J.-W. Kim, P. J. Ryan, T. Heeg, M. Roeckerath, V. Goian, M. Bernhagen, R. Uecker, P. C. Hammel, K. M. Rabe, S. Kamba, J. Schubert, J. W. Freeland, D. A. Muller, C. J. Fennie, P. Schiffer, V. Gopalan, E. Johnston-Halperin, and D. G. Schlom, *Nature* **466**, 954 (2010).
- [2] G. Grimvall, B. Magyari-Köpe, V. Ozoliņš, and K. A. Persson, *Rev. Mod. Phys.* **84**, 945 (2012); D. Antonangeli, L. R. Benedetti, D. L. Farber, G. Steinle-Neumann, A.-I. Auzende, J. Badro, M. Hanfland, and M. Krisch, *Appl. Phys. Lett.* **92**, 111911 (2008); M. Černý, *Materials Science*

- and Engineering: A International Symposium on Physics of Materials, 2005, **462**, 432 (2007); P. Söderlind, R. Ahuja, O. Eriksson, J. M. Wills, and B. Johansson, *Phys. Rev. B* **50**, 5918 (1994).
- [3] H. C. Hsueh, J. Crain, G. Y. Guo, H. Y. Chen, C. C. Lee, K. P. Chang, and H. L. Shih, *Phys. Rev. B* **66**, 052420 (2002); O. Mathon, F. Baudelet, J. P. Itié, A. Polian, M. d’Astuto, J. C. Chervin, and S. Pascarelli, *Phys. Rev. Lett.* **93**, 255503 (2004); A. Monza, A. Meffre, F. Baudelet, J.-P. Rueff, M. d’Astuto, P. Munsch, S. Huotari, S. Lachaize, B. Chaudret, and A. Shukla, *Phys. Rev. Lett.* **106**, 247201 (2011).
- [4] S. V. Halilov, H. Eschrig, A. Y. Perlov, and P. M. Oppeneer, *Phys. Rev. B* **58**, 293 (1998).
- [5] P.-W. Ma, S. L. Dudarev, and J. S. Wróbel, *Phys. Rev. B* **96**, 094418 (2017); J. Tranchida, S. J. Plimpton, P. Thibaudau, and A. P. Thompson, *J. Comp. Phys.* **372**, 406 (2018).
- [6] V. P. Antropov, M. I. Katsnelson, M. van Schilfgaarde, and B. N. Harmon, *Phys. Rev. Lett.* **75**, 729 (1995); V. P. Antropov, M. I. Katsnelson, B. N. Harmon, M. van Schilfgaarde, and D. Kusnezov, *Phys. Rev. B* **54**, 1019 (1996).
- [7] J. M. Combes, P. Duclos, and R. Seiler, in *Rigorous Atomic and Molecular Physics*, edited by G. Velo and A. S. Wightman (Springer US, Boston, MA, 1981) pp. 185–213.
- [8] O. Eriksson, A. Bergman, L. Bergqvist, and J. Hellsvik, *Atomistic Spin Dynamics: Foundations and Applications*, 1st ed. (Oxford University Press, Oxford, 2017).
- [9] T. Moriya, *Spin Fluctuations in Itinerant Electron Magnetism* (Springer Berlin, Berlin, 2014); N. B. Melnikov and B. I. Reser, *Dynamic Spin-Fluctuation Theory of Metallic Magnetism* (Springer Nature Springer, Cham, 2018).
- [10] J. Zinn-Justin, *Quantum Field Theory and Critical Phenomena*, 4th ed., International Series of Monographs on Physics No. 113 (Clarendon Press ; Oxford University Press, Oxford : New York, 2002).
- [11] G. M. Stocks, B. Újfalussy, X. Wang, D. M. C. Nicholson, W. A. Shelton, Y. Wang, A. Canning, and B. L. Györffy, *Philosophical Magazine B* **78**, 665 (1998); B. Újfalussy, X.-D. Wang, D. M. C. Nicholson, W. A. Shelton, G. M. Stocks, Y. Wang, and B. L. Györffy, *Journal of Applied Physics* **85**, 4824 (1999); R. Gebauer and S. Baroni, *Phys. Rev. B* **61**, R6459 (2000).
- [12] M. Fähnle, R. Drautz, R. Singer, D. Steiauf, and D. V. Berkov, *Computational Materials Science* **32**, 118 (2005); B. Újfalussy, B. Lazarovits, L. Szunyogh, G. M. Stocks, and P. Wein-

- berger, *Phys. Rev. B* **70**, 100404 (2004).
- [13] C. Barreteau, D. Spanjaard, and M.-C. Desjonquères, *Comptes Rendus Physique* **17**, 406 (2016).
 - [14] M. Finnis, *Interatomic Forces in Condensed Matter*, Oxford Series on Materials Modelling No. 1 (Oxford Univ. Press, Oxford, 2003).
 - [15] R. Fletcher, *Practical Methods of Optimization*, 2nd ed., A Wiley-Interscience Publication (Wiley, Chichester, 2008).
 - [16] P.-W. Ma and S. L. Dudarev, *Phys. Rev. B* **91**, 054420 (2015).
 - [17] L. M. Small and V. Heine, *J. Phys. F: Met. Phys.* **14**, 3041 (1984).
 - [18] J. J. Phillips and J. E. Peralta, *J. Chem. Phys.* **138**, 174115 (2013); D. Vaclavkova, A. Delhomme, C. Faugeras, M. Potemski, A. Bogucki, J. Suffczyński, P. Kossacki, A. R. Wildes, B. Grémaud, and A. Saúl, *2D Mater.* **7**, 035030 (2020).
 - [19] L. M. Sandratskii, *Physica Status Solidi (b)* **136**, 167 (1986); *Advances in Physics* **47**, 91 (1998); O. Grotheer, C. Ederer, and M. Fähnle, *Phys. Rev. B* **62**, 5601 (2000); *Phys. Rev. B* **63**, 100401 (2001).
 - [20] N. M. Rosengaard and B. Johansson, *Phys. Rev. B* **55**, 14975 (1997).
 - [21] S. Brinker, M. d. S. Dias, and S. Lounis, *New J. Phys.* **21**, 083015 (2019).
 - [22] A. I. Liechtenstein, M. I. Katsnelson, and V. A. Gubanov, *J. Phys. F: Met. Phys.* **14**, L125 (1984); A. I. Liechtenstein, M. I. Katsnelson, V. P. Antropov, and V. A. Gubanov, *Journal of Magnetism and Magnetic Materials* **67**, 65 (1987).
 - [23] M. Pajda, J. Kudrnovský, I. Turek, V. Drchal, and P. Bruno, *Phys. Rev. B* **64**, 174402 (2001).
 - [24] V. Bargmann, L. Michel, and V. L. Telegdi, *Phys. Rev. Lett.* **2**, 435 (1959).
 - [25] P. F. Bessarab, V. M. Uzdin, and H. Jónsson, *Computer Physics Communications* **196**, 335 (2015); A. V. Ivanov, D. Dagbartsson, J. Tranchida, V. M. Uzdin, and H. Jónsson, *J. Phys. : Condens. Matter* **32**, 345901 (2020).
 - [26] D. Beaujouan, P. Thibaudeau, and C. Barreteau, *Phys. Rev. B* **86**, 174409 (2012).
 - [27] D. Mentrup, J. Schnack, and M. Luban, *Physica A: Statistical Mechanics and its Applications* **272**, 153 (1999); D. V. Efremov and R. A. Klemm, *Phys. Rev. B* **66**, 174427 (2002); A. K. Kolezhuk, V. N. Glazkov, H. Tanaka, and A. Oosawa, *Phys. Rev. B* **70**, 020403 (2004); A. Cabot, G. L. Giorgi, F. Galve, and R. Zambrini, *Phys. Rev. Lett.* **123**, 023604 (2019).
 - [28] S. Shallcross, A. E. Kissavos, V. Meded, and A. V. Ruban, *Phys. Rev. B* **72**, 104437 (2005);

- A. V. Ruban, S. Khmelevskiy, P. Mohn, and B. Johansson, *Phys. Rev. B* **75**, 054402 (2007).
- [29] S. Mühlbauer, B. Binz, F. Jonietz, C. Pfleiderer, A. Rosch, A. Neubauer, R. Georgii, and P. Böni, *Science* **323**, 915 (2009).
- [30] S. Heinze, K. von Bergmann, M. Menzel, J. Brede, A. Kubetzka, R. Wiesendanger, G. Bihlmayer, and S. Blügel, *Nature Physics* **7**, 713 (2011).
- [31] K. A. Chao, J. Spalek, and A. M. Oles, *J. Phys. C: Solid State Phys.* **10**, L271 (1977); K. A. Chao, J. Spalek, and A. M. Oleś, *Phys. Rev. B* **18**, 3453 (1978).
- [32] Y. O. Kvashnin, R. Cardias, A. Szilva, I. Di Marco, M. I. Katsnelson, A. I. Lichtenstein, L. Nordström, A. B. Klautau, and O. Eriksson, *Phys. Rev. Lett.* **116**, 217202 (2016).
- [33] S. Mankovsky, S. Polesya, and H. Ebert, *Phys. Rev. B* **101**, 174401 (2020).
- [34] S. Streib, V. Borisov, M. Pereiro, A. Bergman, E. Sjöqvist, A. Delin, O. Eriksson, and D. Thonig, *Phys. Rev. B* **102**, 214407 (2020).
- [35] S. Blundell, *Magnetism in Condensed Matter*, reprint ed., Oxford Master Series in Condensed Matter Physics No. 4 (Oxford Univ. Press, Oxford, 2014).
- [36] C. Li, W. Yin, H. Jiang, and Y. Zhang, *Comput Optim Appl* **56**, 507 (2013).
- [37] O. Rodrigues, *J. Math. Pures Appl.* **5**, 380 (1840); P. Thibaudeau and D. Beaujouan, *Physica A* **391**, 1963 (2011).
- [38] J. C. Slater, *Phys. Rev.* **36**, 57 (1930); *Phys. Rev.* **35**, 509 (1930); S. Chikazumi, *Physics of Ferromagnetism*, International Series of Monographs on Physics (Oxford Science Publications, 1997).
- [39] R. Cardias, A. Szilva, A. Bergman, I. D. Marco, M. I. Katsnelson, A. I. Lichtenstein, L. Nordström, A. B. Klautau, O. Eriksson, and Y. O. Kvashnin, *Scientific Reports* **7**, 4058 (2017).
- [40] P. Mavropoulos, S. Lounis, and S. Blügel, *physica status solidi (b)* **247**, 1187 (2010); D. C. d. M. Rodrigues, M. Pereiro, A. Bergman, O. Eriksson, and A. B. Klautau, *J. Phys.: Condens. Matter* **29**, 025807 (2016); A. Belabbes, G. Bihlmayer, F. Bechstedt, S. Blügel, and A. Manchon, *Phys. Rev. Lett.* **117**, 247202 (2016).
- [41] A. Bergman, L. Nordström, A. Burlamaqui Klautau, S. Frota-Pessôa, and O. Eriksson, *Phys. Rev. B* **73**, 174434 (2006).
- [42] S. Frota-Pessôa, R. B. Muniz, and J. Kudrnovský, *Phys. Rev. B* **62**, 5293 (2000).
- [43] M. M. Bezerra-Neto, M. S. Ribeiro, B. Sanyal, A. Bergman, R. B. Muniz, O. Eriksson, and A. B. Klautau, *Scientific Reports* **3**, 3054 (2013).

- [44] R. N. Igarashi, M. M. B. Neto, L. T. F. Eleno, A. Bergman, A. B. Klautau, O. Eriksson, and H. M. Petrilli, *J. Phys.: Condens. Matter* **26**, 206003 (2014).