

Adaptive Private Distributed Matrix Multiplication

Rawad Bitar, Marvin Xhemrishi and Antonia Wachter-Zeh

Institute for Communications Engineering, Technical University of Munich, Munich, Germany
 {rawad.bitar, marvin.xhemrishi, antonia.wachter-zeh}@tum.de

Abstract

We consider the problem of designing codes with flexible rate (referred to as *rateless* codes), for private distributed matrix-matrix multiplication. A master server owns two private matrices \mathbf{A} and \mathbf{B} and hires worker nodes to help computing their multiplication. The matrices should remain information-theoretically private from the workers. Codes with fixed rate require the master to assign tasks to the workers and then wait for a predetermined number of workers to finish their assigned tasks. The size of the tasks, hence the rate of the scheme, depends on the number of workers that the master waits for.

We design a rateless private matrix-matrix multiplication scheme, called RPM3. In contrast to fixed-rate schemes, our scheme fixes the size of the tasks and allows the master to send multiple tasks to the workers. The master keeps sending tasks and receiving results until it can decode the multiplication; rendering the scheme flexible and adaptive to heterogeneous environments.

Despite resulting in a smaller rate than known straggler-tolerant schemes, RPM3 provides a smaller mean waiting time of the master by leveraging the heterogeneity of the workers. The waiting time is studied under two different models for the workers' service time. We provide upper bounds for the mean waiting time under both models. In addition, we provide lower bounds on the mean waiting time under the worker-dependent fixed service time model.

Index Terms

Private rateless codes, double-sided private matrix multiplication, partial stragglers, information-theoretic privacy

I. INTRODUCTION

Matrix-matrix multiplication is at the core of several machine learning algorithms. In such applications the multiplied matrices are large and distributing the tasks to several machines is required. We consider the problem in which a master server owns two private matrices \mathbf{A} and \mathbf{B} and wants to compute $\mathbf{C} = \mathbf{AB}$. The master splits the computation into smaller tasks and distributes them to several worker nodes that can run those computations in parallel. However, waiting for all workers to finish their tasks suffers from the presence of slow processing nodes [2], [3], referred to as *stragglers*. The presence of stragglers can outweigh the benefit of parallelism, see e.g., [4]–[6] and references therein.

Moreover, the master's data must remain private from the workers. We are interested in information-theoretic privacy which does not impose any constraints on the computational power of the compromised workers. On the other hand, information-theoretic privacy assumes that the number of compromised workers is limited by a certain threshold.

We consider applications where the resources of the workers are different, limited and time-varying. Examples of this setting include edge computing in which the devices collecting the data (e.g., sensors, tablets, etc.) cooperate to run the intensive computations. In such applications, the workers have different computation power, battery life and network latency which can change in time. We refer to this setting as heterogeneous and time-varying setting.

We develop a coding scheme that allows the master to offload the computational tasks to the workers while satisfying the following requirements: *i)* leverage the heterogeneity of the workers, i.e., assign a number of tasks to the workers that is proportional to their resources; *ii)* adapt to the time-varying nature of the workers; and *iii)* maintain the privacy of the master's data.

We focus on matrix-matrix multiplication since this is a building block of several machine learning algorithms [7], [8]. We use coding-theoretic techniques to encode the tasks sent to the workers. We illustrate the use of codes to distribute the tasks in the following example.

Example 1. Let $\mathbf{A} \in \mathbb{F}_q^{r \times s}$ and $\mathbf{B} \in \mathbb{F}_q^{s \times \ell}$ be two private matrices owned by the master who wants to compute $\mathbf{C} = \mathbf{AB}$. The master has access to 5 workers. At most 2 workers can be stragglers. The workers do not collude, i.e., the workers do not share with each other the tasks sent to them by the master. To encode the tasks, the master generates two random matrices $\mathbf{R} \in \mathbb{F}_q^{r \times s}$ and $\mathbf{S} \in \mathbb{F}_q^{s \times \ell}$ uniformly at random and independently from \mathbf{A} and \mathbf{B} . The master creates two polynomials¹ $f(x) = \mathbf{R}(1-x) + \mathbf{A}x$ and $g(x) = \mathbf{S}(1-x) + \mathbf{B}x$. The data sent to worker i is $f(a_i)$ and $g(a_i)$, $i = 1, \dots, 5$, where $a_i \in \mathbb{F}_q \setminus \{1\}$. Each worker computes $h(a_i) \triangleq f(a_i)g(a_i) = \mathbf{RS}(1-a_i)^2 + \mathbf{R}Ba_i(1-a_i) + \mathbf{AS}a_i(1-a_i) + \mathbf{AB}a_i^2$ and sends the result to the master. When the master receives at least three evaluations of $h(x) \triangleq f(x)g(x)$, it can interpolate

Parts of these results of this work were presented at the IEEE International Symposium on Information Theory and its Applications (ISITA) [1].

This work was partly supported by the Technical University of Munich - Institute for Advanced Studies, funded by the German Excellence Initiative and European Union Seventh Framework Programme under Grant Agreement No. 291763.

¹The multiplication and addition within the polynomials is element-wise, e.g., each element of \mathbf{A} is multiplied by x .

	Worker 1	Worker 2	Worker 3	Worker 4	Worker 5
Round 1	$\mathbf{R}_1(1 - a_1) + \mathbf{A}_1 a_1$ $\mathbf{S}_1(1 - a_1) + \mathbf{B} a_1$	$\mathbf{R}_1(1 - a_2) + \mathbf{A}_1 a_2$ $\mathbf{S}_1(1 - a_2) + \mathbf{B} a_2$	$\mathbf{R}_1(1 - a_3) + \mathbf{A}_1 a_3$ $\mathbf{S}_1(1 - a_3) + \mathbf{B} a_3$	$\mathbf{R}_1(1 - a_4) + \mathbf{A}_2 a_4$ $\mathbf{S}_1(1 - a_4) + \mathbf{B} a_4$	$\mathbf{R}_1(1 - a_5) + \mathbf{A}_2 a_5$ $\mathbf{S}_1(1 - a_5) + \mathbf{B} a_5$
Round 2	$\mathbf{R}_2(1 - a_1) + (\mathbf{A}_1 + \mathbf{A}_2)a_1$ $\mathbf{S}_2(1 - a_1) + \mathbf{B} a_1$	$\mathbf{R}_2(1 - a_2) + (\mathbf{A}_1 + \mathbf{A}_2)a_2$ $\mathbf{S}_2(1 - a_2) + \mathbf{B} a_2$	$\mathbf{R}_2(1 - a_3) + (\mathbf{A}_1 + \mathbf{A}_2)a_3$ $\mathbf{S}_2(1 - a_3) + \mathbf{B} a_3$		

TABLE I: A depiction of the tasks sent to the workers in Example 2.

the polynomial of degree 2. In particular, the master can compute $\mathbf{A}\mathbf{B} = h(1)$. On a high level, the privacy of \mathbf{A} and \mathbf{B} is maintained because each matrix is masked by a random matrix before being sent to a worker.

In Example 1, even if there are no stragglers, the master ignores the responses of two workers. In addition, all the workers obtain computational tasks of the same complexity².

We highlight in Example 2 the main ideas of our scheme that allows the master to assign tasks of different complexity to the workers and use all the responses of the non stragglers.

Example 2. Consider the same setting as in Example 1. Assume that workers 1, 2 and 3 are more powerful than the others. The master splits \mathbf{A} into $\mathbf{A} = [\mathbf{A}_1^T \quad \mathbf{A}_2^T]^T$ and wants $\mathbf{C} = [(\mathbf{A}_1\mathbf{B})^T \quad (\mathbf{A}_2\mathbf{B})^T]^T$. The master divides the computations into two rounds. In the first round, the master generates two random matrices $\mathbf{R}_1 \in \mathbb{F}_q^{r/2 \times s}$ and $\mathbf{S}_1 \in \mathbb{F}_q^{s \times \ell}$ uniformly at random and independently from \mathbf{A} and \mathbf{B} . The master creates four polynomials:

$$\begin{aligned} f_1^{(1)}(x) &= \mathbf{R}_1(1 - x) + \mathbf{A}_1 x, \\ f_1^{(2)}(x) &= \mathbf{R}_1(1 - x) + \mathbf{A}_2 x, \\ g_1^{(1)}(x) &= g_1^{(2)}(x) = \mathbf{S}_1(1 - x) + \mathbf{B} x. \end{aligned}$$

The master sends $f_1^{(1)}(a_i)$ and $g_1^{(1)}(a_i)$ to workers 1, 2, 3, and sends $f_1^{(2)}(a_i)$ and $g_1^{(2)}(a_i)$ to workers 4, 5, where $a_i \in \mathbb{F}_q \setminus \{0, 1\}$. Workers 1, 2, 3 compute $h_1^{(1)}(a_i) \triangleq f_1^{(1)}(a_i)g_1^{(1)}(a_i)$ and workers 4, 5 compute $h_1^{(2)}(a_i) \triangleq f_1^{(2)}(a_i)g_1^{(2)}(a_i)$.

The master starts round 2 when workers 1, 2, 3 finish their tasks. It generates two random matrices $\mathbf{R}_2 \in \mathbb{F}_q^{r/2 \times s}$ and $\mathbf{S}_2 \in \mathbb{F}_q^{s \times \ell}$ and creates

$$\begin{aligned} f_2^{(1)}(x) &= \mathbf{R}_2(1 - x) + (\mathbf{A}_1 + \mathbf{A}_2)x, \\ g_2^{(1)}(x) &= \mathbf{S}_2(1 - x) + \mathbf{B} x, \end{aligned}$$

and sends evaluations to the first three workers which compute $h_2^{(1)}(a_i) \triangleq f_2^{(1)}(a_i)g_2^{(1)}(a_i)$. One main component of our scheme is to generate $\tilde{\mathbf{A}}_1 \triangleq \mathbf{A}_1$, $\tilde{\mathbf{A}}_2 \triangleq \mathbf{A}_2$ and $\tilde{\mathbf{A}}_3 \triangleq \mathbf{A}_1 + \mathbf{A}_2$ as Fountain-coded [9]–[12] codewords of \mathbf{A}_1 and \mathbf{A}_2 . The tasks sent to the workers are depicted in Table I.

Decoding C: The master has two options:

- 1) workers 4 and 5 finish their first task before workers 1, 2, 3 finish their second tasks, i.e., no stragglers. The master interpolates $h_1^{(1)}(x)$ and obtains $h_1^{(1)}(1) = \mathbf{A}_1\mathbf{B}$ and $h_1^{(1)}(0) = \mathbf{R}_1\mathbf{S}_1$. Notice that $h_1^{(2)}(0) = h_1^{(1)}(0) = \mathbf{R}_1\mathbf{S}_1$. Thus, the master has three evaluations of $h_1^{(2)}(x)$ and can interpolate it to obtain $\mathbf{A}_2\mathbf{B} = h_1^{(2)}(1)$.
- 2) workers 4 and 5 are stragglers and do not finish their first task before workers 1, 2, 3 finish their second tasks. The master interpolates (decodes) both $h_1^{(1)}(x)$ and $h_2^{(1)}(x)$. In particular, the master obtains $\mathbf{A}_1\mathbf{B} = h_1^{(1)}(1)$ and $\mathbf{A}_2\mathbf{B} = (\mathbf{A}_1 + \mathbf{A}_2)\mathbf{B} - \mathbf{A}_1\mathbf{B} = h_2^{(1)}(1) - \mathbf{A}_1\mathbf{B}$.

On a high level, the privacy of \mathbf{A} and \mathbf{B} is maintained because each matrix is masked by a different random matrix before being sent to a worker.

In this paper, we generalize the setting of Example 2 and show how to encode the data and generate the tasks sent to the workers in such a heterogeneous server setting. We compare the proposed scheme to schemes with fixed straggler tolerance and to perfect load balancing where we assume the master knows how the resources of the workers would change in time.

Related work: The use of codes to mitigate stragglers in distributed linear computations was first proposed in [6] without privacy constraints. Several works such as [12]–[25] propose different techniques improving on [6] and provide fundamental limits on distributed computing. Of particular importance is the work of [12] where the authors show how to construct rateless codes for non-private distributed matrix-matrix multiplication. Straggler mitigation with privacy constraints is considered in [26]–[39]. The majority of the literature assumes a threshold of fixed number of stragglers. In [26], [27] the authors consider the setting in which the number of stragglers is not known a priori and design schemes that can cope with this setting. However, [26], [27] consider the matrix-vector multiplication setting in which only the input matrix must remain private. Our proposed scheme can be seen as a generalization of the coding scheme in [27] to handle matrix-matrix multiplication. In [40], the authors

²Each evaluation of the polynomial $f(x)$ (or $g(x)$) is a matrix of the same dimension as \mathbf{A} (or \mathbf{B}). The computational complexity of the task is therefore proportional to the dimension of the created polynomial.

characterize the regimes in which distributing the private matrix-matrix multiplication is faster than computing the product locally.

Contributions: We present RPM3 a coding scheme for private matrix-matrix multiplication that have flexible straggler tolerance. Our scheme is based on dividing the input matrices into smaller parts and encode the small parts using rateless Fountain codes. The Fountain-coded matrices are then encoded into small computational tasks (using several Lagrange polynomials) and sent to the workers. The master adaptively sends tasks to the workers. In other words, the master first sends a small task to each worker and then starts sending new small tasks to workers who finished their previous task. We show that our scheme satisfies the following properties: *i)* it maintains the privacy of the input matrices against a given number of colluding workers; *ii)* it leverages the heterogeneity of the resources at the workers; and *iii)* it adapts to the time-varying resources of the workers.

We study the rate, i.e., the number of assigned tasks versus number of useful computations, and the mean waiting time of the master when using RPM3. We give an upper bound on the mean waiting time of the master under two different delay models and provide a probabilistic guarantee of succeeding when given a deadline. We show that despite having a lower rate, RPM3 outperforms schemes assuming a fixed number of stragglers in heterogeneous environments. In addition, we provide lower bounds on the mean waiting time of the master. The bounds are derived by assuming perfect load balancing, i.e., assuming the master has full knowledge of the variation of the compute power at the workers during the matrix-matrix multiplication process. We shed light on the properties that the encoding functions of any flexible-rate codes should satisfy in order to have mean waiting time that matches with our lower bounds. We leave the problem of finding lower bounds on the rate, and thus tighter lower bounds on the mean waiting time, as an interesting open problem.

Organization: In Section II we set the notation and define the model. We provide the details of our RPM3 scheme in Section IV. In Section V, we analyze the efficiency of RPM3 and compare it to the straggler tolerant fixed rate scheme with the best known rate. We introduce the delay models and analyze the waiting of the master in Section VI. In Section VII we explain the perfect load balancing scheme, provide lower bounds on the mean waiting time and compare them to the mean waiting time of to RPM3. We conclude the paper in Section VIII.

II. PRELIMINARIES

A. Notation

For any positive integer n we define $[n] \triangleq \{1, \dots, n\}$. We denote by n the total number of workers. For $i \in [n]$ we denote worker i by w_i . For a prime power q , we denote by \mathbb{F}_q the finite field of size q . We denote by $H(\mathbf{A})$ the entropy of the random variable \mathbf{A} and by $I(\mathbf{A}; \mathbf{B})$ the mutual information between two random variables \mathbf{A} and \mathbf{B} . All logarithms are to the base q .

B. Problem setting

The master possesses two private matrices $\mathbf{A} \in \mathbb{F}_q^{r \times s}$ and $\mathbf{B} \in \mathbb{F}_q^{s \times \ell}$ uniformly distributed over their respective fields and wants to compute $\mathbf{C} = \mathbf{A}\mathbf{B} \in \mathbb{F}_q^{r \times \ell}$. The master has access to n workers that satisfy the following properties:

- 1) The workers have different resources. They can be grouped into $c > 1$ clusters with n_u workers, $u = 1, \dots, c$, with similar resources such that $\sum_{u \in [c]} n_u = n$.
- 2) The resources available at the workers can change with time. Therefore, the size of the clusters and their number can change throughout the multiplication of \mathbf{A} and \mathbf{B} .
- 3) The workers have limited computational capacity.
- 4) Up to z , $1 \leq z < \min_{u \in [c]} n_u$, workers collude to obtain information about \mathbf{A} and/or \mathbf{B} . If $z = 1$, we say the workers do not collude.

The master splits \mathbf{A} row-wise and \mathbf{B} column-wise into m and k smaller sub-matrices, respectively, i.e., $\mathbf{A} = [\mathbf{A}_1^T, \dots, \mathbf{A}_m^T]^T$, and $\mathbf{B} = [\mathbf{B}_1, \dots, \mathbf{B}_k]$. The master sends several computational tasks to each of the workers such that each task has the same computational complexity as $\mathbf{A}_i \mathbf{B}_j$, $i \in [m], j \in [k]$. After receiving $km(1 + \epsilon)$ responses from the workers, where $0 \leq \epsilon \leq 1$ is a parameter of the scheme, the master should be able to compute $\mathbf{C} = \mathbf{A}\mathbf{B}$. The value of ϵ depends on the encoding strategy³ and decreases with km .

A matrix-matrix multiplication scheme is double-sided z -private if any collection of z colluding workers learns nothing about the input matrices involved in the multiplication.

Definition 1 (Double-sided z -private matrix-matrix multiplication scheme). *Let \mathbf{A} and \mathbf{B} be the random variables representing the input matrices. We denote by \mathcal{W}_i the set of random variables representing all the tasks assigned to worker w_i , $i = 1, \dots, n$. For a set $\mathcal{A} \subseteq [n]$ we define $\mathcal{W}_{\mathcal{A}}$ as the set of random variables representing all tasks sent to workers indexed by \mathcal{A} , i.e., $\mathcal{W}_{\mathcal{A}} = \{\mathcal{W}_i | i \in \mathcal{A}\}$. Then the privacy constraint can be expressed as*

$$I(\mathbf{A}, \mathbf{B}; \mathcal{W}_{\mathcal{Z}}) = 0, \forall \mathcal{Z} \subset [n], \text{ s.t. } |\mathcal{Z}| = z. \quad (1)$$

³For regular Fountain codes, ϵ is of the order of 0.05 [9], [10].

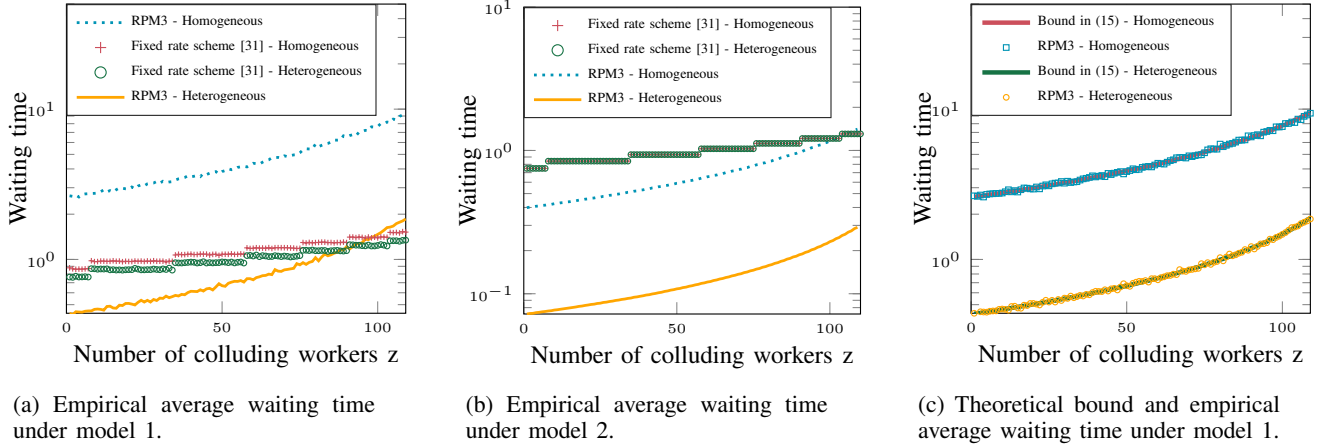


Fig. 1: Average waiting time of RPM3 and the fixed rate scheme from [31]. We model the response time of the individual workers as a shifted exponential random variable. We consider $n = 1000$ workers grouped in 5 different clusters, referred to as setting 1, and shown in Table II. We consider two scenarios where workers of different clusters have similar service time (homogeneous environment) and different service times (heterogeneous environment). In Figure 1a we plot the average waiting time over 100 experiments when considering Model 1. In Figure 1b we plot the average waiting time over 100 experiments when considering Model 2. We observe that for both models RPM3 outperforms the scheme of [31] in a heterogeneous environment. However, when the workers of different clusters have similar service time, RPM3 outperforms the scheme of [31] only in the more accurate model 2. In Figure 1c we plot the theoretical bounds on the mean waiting time (15) of RPM3 under model 1 derived in Theorem 2 and the empirical average waiting time of RPM3. We observe that the bound is a good representation of the empirical average waiting time.

Let \mathcal{R}_i be the set of random variable representing all the computational results of w_i received at the master. Let C be the random variable representing the matrix C . The decodability constraint can be expressed as

$$H(C|\mathcal{R}_1, \dots, \mathcal{R}_n) = 0. \quad (2)$$

Note that the sets \mathcal{R}_i can be of different cardinality, and some may be empty, reflecting the heterogeneity of the system and the straggler tolerance.

Let the *download rate*, ρ , of the scheme be defined as the ratio between the number of needed tasks to compute C and the number of responses sent by the workers to the master,

$$\rho = \frac{mk}{\text{number of received responses}}.$$

We are interested in designing *rateless* double-sided z -private codes for this setting. By *rateless*, we mean that the download rate, or simply rate, of the scheme is not fixed a priori, but it changes depending on the resources available at the workers. For instance, the rate of the scheme in Example 1 is fixed to $1/3$, whereas the rate of the scheme in Example 2 is either $2/5$ or $1/3$ depending on the behavior of the workers.

C. Model of the service time

Workers model: The time spent by a worker to compute a task is a shifted exponential random variable with shift s and rate λ , i.e., the probability density function of the service (upload, compute and download) time is given by [6], [23], [26], [41]

$$\Pr_T(x) = \lambda \exp(-\lambda(x - s)), \text{ if } x > s, \text{ and } 0 \text{ otherwise.}$$

The service time includes the time spent to send the task from the master to the worker, the computation time at the worker and the time spent to send the result back from the worker to the master.

Following the literature, we make the following assumption. Let $\Pr_T(x)$ be the probability density function of the time spent to compute the whole product \mathbf{AB} at one worker, we assume that the time spent to compute a fraction $1/mk$ of the whole computation follows a scaled distribution of $\Pr_T(x)$ where the shift s becomes s/mk and the rate becomes λmk .

In our delay analysis of RPM3, we consider two different models to account for sending several tasks from the master to the workers. Model 1 is rather simplistic and treats all the tasks sent to a worker as one large task. However, it provides significant engineering insights. Model 2 is more accurate and treats all tasks separately.

Model 1: Worker-dependent fixed service time. In this model, we assume that the time spent to compute a task at worker w_i in cluster u , $i = 1, \dots, n_u$, is fixed to Y_i^u throughout the whole algorithm. We take Y_i^u to be a random variable that is

exponentially distributed with mean $\lambda_u km$, for a given $\lambda_u \in \mathbb{R}$. In addition, for each task there is an initial handshake time s_u/km , for a given $s_u \in \mathbb{R}$, after which the worker computes the task. Therefore, for each worker w_i in cluster u , the time spent to compute τ_u tasks under this model is $T_u^i = \tau_u s_u/km + \tau_u Y_i^u$ for all $i = 1, \dots, n_u$. That is, the random variable T_u^i is a shifted exponential random variable with shift $\tau_u s_u/km$ and rate $\lambda_u km/\tau_u$. The random variable Y_i^u is different for every worker; hence the name of the model.

Model 2: Cluster-dependent additive service time. In this model, we assume that the time spent to compute a task at worker w_i , $i = 1, \dots, n_u$, in cluster u at a given round is a shifted exponential random variable with shift s_u/km and rate $\lambda_u km$, $s_u, \lambda_u \in \mathbb{R}$. Namely, at a given round, the service time of a worker depends only on the cluster u to which he belongs. Therefore, for each worker w_i in cluster u , the time spent to compute τ_u tasks under this model is $T_u^i = \sum_{j=1}^{\tau_u} X_j$ where X_1, \dots, X_{τ_u} are *iid* random variables following the shifted exponential distribution with shift s_u/km and rate $\lambda_u km$. That is, the random variable T_u^i follows a shifted Erlang distribution with shape τ_u and rate $\lambda_u km$. The shape τ_u of the Erlang random variable is cluster-dependent; hence the name of the model.

III. MAIN RESULTS

We introduce a new scheme for **rateless private matrix-matrix multiplication** that we call RPM3. This scheme allows the master to cluster the workers into groups of workers of similar speed. Then, RPM3 takes any fixed-rate private scheme, couples it with the special Fountain coding technique [12] of the input matrices to create a rateless code. We prove, in Theorem 1, those properties of RPM3 when the fixed-rate scheme is a Lagrange polynomial.

A. Rate analysis

On a high level, under privacy constraints, clustering the workers comes at the expense of reducing the efficiency of the scheme by $2z - 1$ for every new cluster. We reduce this loss to $z - 1$ per cluster by using Lagrange polynomials that share z evaluations with each other, c.f., Remark 1. To remove the penalty of flexibility, the encoding polynomials of a rateless scheme must share $2z - 1$ evaluations.

We analyze the rate of RPM3 when using Lagrange polynomials and show in Lemma 1 that the rate of RPM3 is

$$\rho_{RPM3} = \frac{mk}{2mk(1 + \varepsilon) + (z - 1)\tau_c \sum_{u=1}^c \gamma_u + z\tau_c \gamma_1},$$

where τ_c is the number of tasks finished by cluster the slowest cluster c , $\gamma_u \tau_c$ is the number of tasks finished by cluster u and ε is the overhead required by Fountain codes.

In contrast to other schemes, the rate of RPM3 does not depend on the number of workers n . Therefore, the master can design the size of the tasks to fit the computational power and storage constraints of the workers. The penalty of clustering the workers appears in the term $(z - 1)\tau_c \sum_{u=2}^c \gamma_u$. Clustering the workers does not affect the rate of RPM3 for $z = 1$. However, for $z > 1$ the rate decreases linearly with the number of clusters and with z . Hence, the existence of a tradeoff between the rate and the flexibility (number of clusters) of the scheme.

We compare the rate of RPM3 to the rate of the fixed-rate scheme of [31] that tolerates a fixed number of stragglers. This scheme is the closest to our model and has the best known rate among schemes that tolerate stragglers. We observe that the rate of RPM3 is lower than the rate of the scheme in [31] except for a small subset of parameters.

B. Time analysis

We analyze the waiting time of the master for both considered models of the service time. The first model is a simplified model that provides both theoretical and engineering insights about the system and its design. The second model reflects our RPM3 scheme, but its analysis does not provide engineering insights about the system design. For both models, we give an upper bound on the probability distribution and on the mean of the waiting time of the master, Theorem 2 and Theorem 3, respectively. The bound on the probability distribution can be used to tune the parameters of the scheme so that the waiting time of the master is less than a fixed deadline with high probability. We analyze the waiting time of the master when using the scheme of [31] for both models of the service time, Corollary 2 and Corollary 3. Note that model 1 is the accurate model for fixed-rate schemes that send only one task to the workers. However, we allow the fixed-rate scheme to divide its tasks into smaller tasks to benefit from the advantages of the second model. For the first model, we give a theoretical guarantee on when the master has a smaller mean waiting time when using RPM3. However, for the second model the derived expressions are hard to analyze. We provide numerical evidence (e.g., Figure 1a and 1b), showing that when the workers have different service times (heterogeneous environment) RPM3 has a smaller waiting time for small values of z . However, when the workers have similar service times, RPM3 outperforms the fixed rate scheme only under the second time model. We also show numerically that the provided upper bound on the mean waiting time of PRM3 under model 1 is a good representative of the actual mean waiting time, e.g., Figure 1c.

C. Comparison to perfect load balancing

To check the effect of clustering on the mean waiting time of the master, we compare RPM3 to the setting where the master has previous knowledge of the computation power of the workers. In such a setting, the master can simply assign tasks that are proportional to the compute power of the workers without the need of rateless codes. We show in Theorem 4 that, under model 1, the mean waiting time of the master when using RPM3 is far from the mean waiting time of the load balancing scheme by a factor of $\frac{\tau_{u^*}}{\tau_c^{(\text{LB})}} \frac{\lambda_c}{\lambda_{u^*}}$, where τ_{u^*} is the number of tasks computed by the slowest cluster of RPM3 and $\tau_c^{(\text{LB})}$ is the number of tasks computed by the slowest cluster in the load balancing scheme.

Since $\tau_c^{(\text{LB})}$ depends on the rate of the scheme used for load balancing, we consider two settings. An ideal setting in which there exists a scheme with the best possible rate $(n-z)/n$ that the master uses. Schemes achieving this rate for matrix-matrix multiplication exist for $z = 1$. Since this rate may not be always achievable, we present an achievable load balancing scheme based on GASP codes [29]. We derive the value of $\tau_c^{(\text{LB})}$ under both settings and different parameter regimes, see Table III.

We make a key observation when comparing RPM3 to the ideal setting and to the achievable setting with large z . Those settings are the two extreme settings of the spectrum of achievable rates.

Corollary 1 (Informal; see Corollary 4 for a formal version). *The mean waiting time of the master when using RPM3 is bounded away from that of the ideal setting by*

$$\mathbb{E}[T_{\text{RPM3}}] \leq \mathbb{E}[T_{\text{LB}}] \frac{2(1+\epsilon)}{R_1(z)} \frac{\lambda_c}{\lambda_{u^*}}.$$

The mean waiting time of RPM3 is bounded away from the mean waiting time of the achievable GASP scheme with large values of z by

$$\mathbb{E}[T_{\text{RPM3}}] \leq \mathbb{E}[T_{\text{LB}}] \frac{1+\epsilon}{R_2(z)} \frac{\lambda_c}{\lambda_{u^*}}.$$

Recall that $0 \leq \epsilon \leq 1$ is the overhead required by Fountain codes. $R_1(z), R_2(z) \in [0, 1)$ are decreasing functions of z that reach 0 when z reaches its maximal value $z = n_1 + 1/2 = n_u + 1$ for all $u = 2, \dots, c$. The functions $R_1(z)$ and $R_2(z)$ show the effect of the rate loss due to clustering on the waiting time. When alleviating the penalty of clustering, $R_1(z) = R_2(z) = 1$ we would get back the expected bound on the waiting time, see Remark 4. Finding rateless codes with $R_1(z) = 1$ or $R_2(z) = 1$ remains an open problem, see Remark 2. In other words, if the clustering comes at no extra cost, the only increase in the waiting time would be due to the overhead of Fountain codes. Note that the rate of GASP codes for large z coincide with the rate of Lagrange polynomials. However, when comparing to the ideal scheme an extra factor of 2 is present. This is due to the fact that Lagrange polynomials have rate $(n-z)/2n$ which is half of the rate of the ideal scheme. The ratio $\lambda_c/\lambda_{u^*} \leq 1$ shows the ratio of the expected service rates of the cluster that finishes the last task of RPM3 to the slowest cluster c .

IV. RPM3 SCHEME

We provide a detailed explanation of our RPM3 scheme and prove the following theorem.

Theorem 1. *Consider a matrix-matrix multiplication setting as described in Section II. The RPM3 scheme defined next is a rateless double-sided z -private matrix-matrix multiplication scheme that adapts to the heterogeneous behavior of the workers.*

Proof: The proof is constructive. We give the details of the construction in Sections IV-A and IV-B. In Section IV-C we show that the master can obtain the desired the computation. We prove the privacy constraint in Section IV-D. ■

A. Data encoding

The master divides the encoding into rounds. At a given round t , the workers are grouped into c clusters each of n_u workers, $u = 1, \dots, c$ and $\sum_{u=1}^c n_u = n$. We defer the clustering technique to the next section. Dividing workers into several clusters adds flexibility in the decoding at the master. The results returned from a cluster of workers allow the master to decode new Fountain-coded computations as explained next. We define $d_1 \triangleq \lfloor \frac{n_1 - 2z + 1}{2} \rfloor$ and $d_u \triangleq \lfloor \frac{n_u - z + 1}{2} \rfloor$ for $u = 2, \dots, c$. The master generates c Lagrange polynomial pairs $f_t^{(u)}(x)$ and $g_t^{(u)}(x)$. Each polynomial $f_t^{(u)}(x)$ contains d_u Fountain-coded matrices $\mathbf{A}_{t,\kappa}^{(u)}$, $\kappa = 1, \dots, d_u$, defined as $\mathbf{A}_{t,\kappa}^{(u)} \triangleq \sum_{i=1}^m b_{\kappa,i}^{(u)} \mathbf{A}_i$, where⁴ $b_{\kappa,i}^{(u)} \in \{0, 1\}$. Similarly, each polynomial $g_t^{(u)}(x)$ contains d_u Fountain-coded matrices $\tilde{\mathbf{B}}_{t,\kappa}^{(u)} \triangleq \sum_{j=1}^k b_{\kappa,j}^{(u)} \mathbf{B}_j$ where $b_{\kappa,j}^{(u)} \in \{0, 1\}$ are chosen randomly [12]. The distributions from which the $b_{\kappa,i}^{(u)}$ and $b_{\kappa,j}^{(u)}$ are drawn must be designed jointly as in [12] to guarantee that the master can decode $\mathbf{A}\mathbf{B}$ after receiving $(1+\epsilon)mk$ products of the form $\tilde{\mathbf{A}}\tilde{\mathbf{B}}$ with small values of ϵ . The master generates $2z$ uniformly random matrices $\mathbf{R}_{t,1}, \dots, \mathbf{R}_{t,z} \in \mathbb{F}_q^{r/m \times s}$ and $\mathbf{S}_{t,1}, \dots, \mathbf{S}_{t,z} \in \mathbb{F}_q^{s \times \ell/k}$.

⁴Note that $b_{\kappa,i}^{(u)}$ also depends on t , but we remove the subscript t for the ease of notation.

Remark 1 (Penalty on clustering the workers). *From the definition of d_1 and d_u , $u = 2, \dots, c$, we can see that clustering the workers and assigning one polynomial to each cluster incurs an extra penalty of loosing $z - 1$ computations per cluster. The number d_u is the number of computations of the form $\tilde{\mathbf{A}}\tilde{\mathbf{B}}$ computed at every cluster. Assigning one Lagrange polynomial to all the workers results in $d = \lfloor \frac{n-2z+1}{2} \rfloor$, i.e., for $d_1 = \lfloor \frac{n_1-2z+1}{2} \rfloor$, every d_u should be equal to $\lfloor \frac{n_u}{2} \rfloor$. Initially, one would expect a loss of $2z - 1$ computations per cluster. We reduce this loss by allowing the encoding polynomials to share z evaluations as explained in the decoding part. To alleviate the penalty of clustering, the encoding polynomials of every round must share $2z - 1$ evaluations. More details are given in Remark 2 after formally defining the decoding process.*

Let $d_{\max} = \max_u d_u$ and $\alpha_1, \dots, \alpha_{d_{\max}} \in \mathbb{F}_q$ be distinct elements of \mathbb{F}_q . The polynomials are constructed as shown in (3) and (4).

$$f_t^{(u)}(x) = \sum_{\delta=1}^z \mathbf{R}_{t,\delta} \prod_{\nu \in [d_u+z] \setminus \{\delta\}} \frac{x - \alpha_\nu}{\alpha_\delta - \alpha_\nu} + \sum_{\delta=z+1}^{d_u+z} \tilde{\mathbf{A}}_{t,\delta-z}^{(u)} \prod_{\nu \in [d_u+z] \setminus \{\delta\}} \frac{x - \alpha_\nu}{\alpha_\delta - \alpha_\nu}, \quad (3)$$

$$g_t^{(u)}(x) = \sum_{\delta=1}^z \mathbf{S}_{t,\delta} \prod_{\nu \in [d_u+z] \setminus \{\delta\}} \frac{x - \alpha_\nu}{\alpha_\delta - \alpha_\nu} + \sum_{\delta=z+1}^{d_u+z} \tilde{\mathbf{B}}_{t,\delta-z}^{(u)} \prod_{\nu \in [d_u+z] \setminus \{\delta\}} \frac{x - \alpha_\nu}{\alpha_\delta - \alpha_\nu}. \quad (4)$$

The master chooses n distinct⁵ elements $\beta_i \in \mathbb{F}_q \setminus \{\alpha_1, \dots, \alpha_{d_{\max}+z}\}$, $i = 1, \dots, n$. For each worker, w_i the master checks the cluster u to which this worker belongs, and sends $f_t^{(u)}(\beta_i)$, $g_t^{(u)}(\beta_i)$ to that worker.

B. Clustering of the workers and task distribution

Clustering: For the first round $t = 1$, the master groups all the workers in one cluster of size $n_1 = n$. The master generates tasks as explained above and sends them to the workers.

For $t > 1$, the master wants to put workers that have similar response times in the same cluster. In other words, workers that send their results in round $t - 1$ to the master within a pre-specified interval of time will be put in the same cluster. Let Δ be the length of the time interval desired by the master.

In addition to the time constraint, the number of workers per cluster and the privacy parameter z must satisfy

$$n_u \geq \begin{cases} 2z - 1 & \text{if } u = 1, \\ z + 1 & \text{otherwise.} \end{cases} \quad (5)$$

Those constraints ensure that the master can decode the respective polynomials $h_t^{(u)}(x)$ as explained in the next section.

Let η_1 be⁶ the time spent until the result of w_{i_1} is received by the master (at round $t - 1$). All workers that send their results before time $\eta_1 + \Delta$ are put in cluster 1. If $n_1 \geq 2z - 1$, the master moves to cluster 2. Otherwise, the master increases Δ so that $n_1 \geq 2z - 1$. The master repeats the same until putting all the workers in different clusters guaranteeing $n_u \geq z + 1$, $u = 2, \dots, c$.

In the remaining of the paper we assume that the number of workers per cluster is fixed during the whole algorithm and is known as a system parameter.

Over the course of the computation process, the master keeps measuring the empirical response time of the workers. The response time of a worker is the time spent by that worker to receive, compute and return the result of one task. Having those measurements, the master can update the clustering accordingly when needed using the same time intervals.

Task distribution: At the beginning of the algorithm, the master generates tasks assuming all workers are in the same cluster and sends those tasks to the workers. For round 2 the master arranges the workers in their respective clusters and sends tasks accordingly. Afterwards, when the master receives⁷ a task from worker w_i , it checks at which round t_i this worker is (how many tasks did the worker finish so far) and to which cluster u it belongs. The master generates $f_{t_i+1}^{(u)}(x)$, $h_{t_i+1}^{(u)}(x)$ if w_i is the first worker of cluster u_i to finish round t_i and sends $f_{t_i+1}^{(u)}(\beta_i)$, $h_{t_i+1}^{(u)}(\beta_i)$ to w_i .

⁵Choosing the β_i 's carefully is needed to maintain the privacy constraints as explained in the sequel.

⁶In this section, all variables depend on t . However, we omit t for the clarity of presentation.

⁷To avoid idle time at the workers, the master can measure the expected computation time of each worker at round $t_i - 1$. Using this information, the master can then send a task to a worker in a way that this worker will receive the task right after finishing its current computation. This will guarantee that the worker will not be idle during the transmission of tasks to and from the master. See [20] for more details.

C. Decoding

At a given round t , the master first waits for the n_1 fastest workers belonging to cluster 1 to finish computing their tasks so that it can interpolate $h_t^{(1)}(x)$. This is possible because the master obtains $n_1 = 2d_1 + 2z - 1$ evaluations of $h_t^{(1)}(x)$ equal to the degree of $h_t^{(1)}(x)$ plus one. By construction, for a given t , the polynomials $f_t^{(u)}(x)$ and $g_t^{(u)}(x)$ share the same random matrices as coefficients, see (3) and (4). Thus, for $i = 1, \dots, z$, the polynomials $h_t^{(u)}(x)$ share the following z evaluations

$$h_t^{(1)}(\alpha_i) = h_t^{(2)}(\alpha_i) = \dots = h_t^{(c)}(\alpha_i) = \mathbf{R}_{t,i} \mathbf{S}_{t,i}. \quad (6)$$

Therefore, the master can interpolate $h_t^{(u)}(x)$ when n_u workers of cluster u , $u = 2, \dots, c$, return their results. This is possible because the master receives $n_u = 2d_u + z - 1$ evaluations of $h_t^{(u)}(x)$ and possesses the z evaluations shared with $h_t^{(1)}(x)$. Allowing the polynomials to share the randomness enables us to reduce the number of workers from every cluster $u > 1$ by z workers.

After successfully interpolating a polynomial $h_t^{(u)}(x)$ for a given round t and a cluster u , the master computes d_u products of Fountain-coded matrices

$$h_t^{(u)}(\alpha_{\kappa+z}) = \tilde{\mathbf{A}}_{t,\kappa}^{(u)} \tilde{\mathbf{B}}_{t,\kappa}^{(u)} \quad (7)$$

for $\kappa = 1, \dots, d_u$. The master feeds those d_u computations to a peeling decoder [9]–[12] and continues this process until the peeling decoder can successfully decode all the components of the matrix \mathbf{C} . Thus, allowing a flexibility in the rate and leveraging the rateless property. The peeling decoder works by searching for a received computation which is equal to any of the components of the desired matrix \mathbf{C} , i.e., a Fountain coded matrix product $\tilde{\mathbf{A}}\tilde{\mathbf{B}} = \mathbf{A}_i\mathbf{B}_j$. If such a computation exists, the decoder extracts (decodes) its value and then subtracts it from all other Fountain coded packets that contain it as a summand. This procedure is done iteratively until the decoding succeeds, i.e., until decoding the values of all of the components of \mathbf{C} .

D. Proof of double-sided privacy

Since the master generates new random matrices at each round, it is sufficient to prove that the privacy constraint given in (1) holds at each round separately. The proof is rather standard and follows the same steps as [27], [32]. We give a complete proof in Appendix A for completeness and provide next a sketch of the proof.

Let $\mathcal{W}_{i,t}$ be the set of random variables representing the tasks sent to worker w_i at round t . For a set $\mathcal{A} \subseteq [n]$ we define $\mathcal{W}_{\mathcal{A},t}$ as the set of random variables representing the tasks sent to the workers indexed by \mathcal{A} at round t , i.e., $\mathcal{W}_{\mathcal{A},t} \triangleq \{\mathcal{W}_{i,t} | i \in \mathcal{A}\}$. We want to prove that at every round t

$$I(\mathbf{A}, \mathbf{B}; \mathcal{W}_{\mathcal{Z},t}) = 0, \forall \mathcal{Z} \subset [n], \text{ s.t. } |\mathcal{Z}| = z. \quad (8)$$

To prove (8) it is enough to show that given the input matrices \mathbf{A} and \mathbf{B} , any collection of z workers w_{i_1}, \dots, w_{i_z} , can use the tasks given to them at round t to obtain the random matrices $\mathbf{R}_{t,1}, \dots, \mathbf{R}_{t,z}$ and $\mathbf{S}_{t,1}, \dots, \mathbf{S}_{t,z}$. Decoding the random matrices holds due to the use of Lagrange polynomials and setting the random matrices as the first z coefficients.

V. RATE ANALYSIS

We assume that the workers in the same clusters have very similar response time. We compare RPM3 to the scheme in [31] that has an improved rate over using the Lagrange polynomials but does not exist for all values of m and k .

Rate of RPM3: Let τ_u be the number of rounds finished (tasks successfully computed) by all the workers in cluster u , $u = 1, \dots, c$. There exist real numbers $\gamma_u \geq 1$ for $u \in [c]$ such that $\tau_u = \gamma_u \tau_c$. This means that the number of tasks computed by workers in cluster u is γ_u times more than the number of tasks computed by workers in the slowest cluster c . Given the values of τ_1, \dots, τ_c we can compute the rate of RPM3 as follows.

Lemma 1. *Consider a private distributed matrix-matrix multiplication with n workers out of which at most z can collude. Let the input matrices \mathbf{A} and \mathbf{B} be split into m and k submatrices, $\mathbf{A} = [\mathbf{A}_1^T, \dots, \mathbf{A}_m^T]^T$ and $\mathbf{B} = [\mathbf{B}_1, \dots, \mathbf{B}_k]$, respectively.*

Let c be the number of clusters of workers and τ_u be the number of rounds in which the polynomials $h_t^{(u)}(x)$, $t = 1, \dots, \tau_u$ is interpolated at the master. Then, for an ε overhead required by the Fountain code decoding process, the rate of RPM3 under this setting is

$$\rho_{\text{RPM3}} = \frac{mk}{2mk(1 + \varepsilon) + (z - 1)\tau_c \sum_{u=1}^c \gamma_u + z\tau_c \gamma_{1,c}}. \quad (9)$$

Proof: We count the number of results N (that will be in the denominator of the rate) collected by the master at the end of the computation process. From each cluster of workers u , $u = 1, \dots, c$, the master collects $n_u \tau_u$ results. Recall that $n_1 = 2d_1 + 2z - 1$ and $n_u = 2d_u + z - 1$ for $u = 2, \dots, c$. We can write the following

$$\begin{aligned}
N &= \sum_{u=1}^c n_u \tau_u \\
&= \sum_{u=2}^c (2d_u + z - 1) \tau_u + (2d_1 + 2z - 1) \tau_1 \\
&= \sum_{u=1}^c 2d_u \tau_u + (z - 1) \sum_{u=1}^c \tau_u + z \tau_1 \\
&= 2mk(1 + \varepsilon) + (z - 1) \tau_c \sum_{u=1}^c \gamma_u + z \tau_c \gamma_1.
\end{aligned} \tag{10}$$

Equation (10) follows from the fact that $\sum_{u=1}^c d_u \tau_u = mk(1 + \varepsilon)$. This is true because the master needs $mk(1 + \varepsilon)$ different values of $\tilde{\mathbf{A}}_{i,t}^{(u)} \tilde{\mathbf{B}}_{j,t}^{(u)}$ in total to compute \mathbf{AB} and each interpolated polynomial $h_t^{(u)}(x)$ encodes d_u such values. ■

Lemma 1 shows a tradeoff between the rate of the scheme and its adaptivity to heterogeneous systems. Dividing the workers into c clusters and sending several polynomials to the workers affects the rate of the scheme. The loss in the rate appears in the term $(z - 1) \tau_c \sum_{u=2}^c \gamma_u$. However, sending several polynomials to the workers allows the master a flexibility in assigning a number of tasks proportional to the resources of the workers; Hence, increasing the speed of the computing process.

Remark 2 (Properties of the optimal encoding polynomials). *A flexible-rate scheme that clusters the workers into c clusters has the same rate as a fixed-rate scheme using the same encoding polynomials if the encoding polynomials $h_t^{(1)}(x)$ and $h_t^{(u)}(x)$, $u = 2, \dots, c$, share $2z - 1$ evaluations. In addition, $h_t^{(u)}(x)$ can be interpolated from the shared evaluations and an additional n_u evaluations of the form $h_t^{(u)}(\beta_i)$, $i \in [n_u]$. This constraint can be interpreted as finding*

$$f_t^{(u)}(x) = r_t(x) + p_t^{(u)}(x), \quad g_t^{(u)}(x) = s_t(x) + q_t^{(u)}(x),$$

such that

$$h_t^{(1)}(x) = f_t^{(1)}(x)g_t^{(1)}(x), \quad h_t^{(u)}(x) = f_t^{(u)}(x)g_t^{(u)}(x),$$

share $2z - 1$ evaluations for $u = 2, \dots, c$. The polynomials $r_t(x)$ and $s_t(x)$ do not depend on the cluster number and are the polynomials that encode the randomness to guarantee privacy. The polynomials $q_t^{(u)}(x)$ and $p_t^{(u)}(x)$ encode the Fountain-coded data and change from a cluster to another to guarantee that the master obtains new coded packets. For $z = 1$, RPM3 satisfies this property and thus has an optimal encoding polynomials. The problem of finding optimal encoding polynomials for $z > 1$ is left open.

The main property of RPM3 is that the rate of the scheme is independent of the degree of the encoding polynomials and from the number of available workers n . The rate only depends on the number of assigned tasks to the workers in different clusters. This property reflects the ability of RPM3 to flexibly assign the tasks to the workers based on their available resources. In addition, this property reflects the fact that RPM3 can design tasks to have arbitrarily small size to fit the computational power of the available workers.

Comparison to the scheme of [31]: We refer to this scheme as the *KES scheme* for brevity. The KES scheme has the highest rate amongst known schemes that tolerate stragglers and have a model similar to the one considered in this paper. In particular, it has a better rate than naively using Lagrange polynomials to send the tasks to the workers. The better rate is achieved by carefully choosing the coefficients and the degrees of x in $f_t^{(u)}(x)$ and $g_t^{(u)}(x)$ to reduce the number of evaluations needed from the workers to interpolate $h_t^{(u)}(x)$.

Remark 3. *One could use the polynomials of the schemes in [29], [31] instead of Lagrange polynomials to potentially improve the rate of RPM3. However, the polynomials $h_t^{(u)}$ constructed in [29], [31] are not guaranteed to share any evaluations (thus may require a large number of workers per cluster) and do not exist for all values of m and k . For values of m_u , k_u and n_u , $u = 1, \dots, c$, for which the polynomials in [29], [31] can be used per cluster, the rate of RPM3 is improved if the following holds*

$$\sum_{u=1}^c \frac{m_u k_u}{mk} \geq \sum_{u=1}^c d_u.$$

We assume that the master sends several tasks to the workers. Let m_I be the number of rows in \mathbf{A}_i encoded for a given task. Let k_I be the number of columns in \mathbf{B}_i encoded for a given task. Each task is of size $m_I k_I$ where $(m_I + z)(k_I + 1) - 1 = n - n_s$

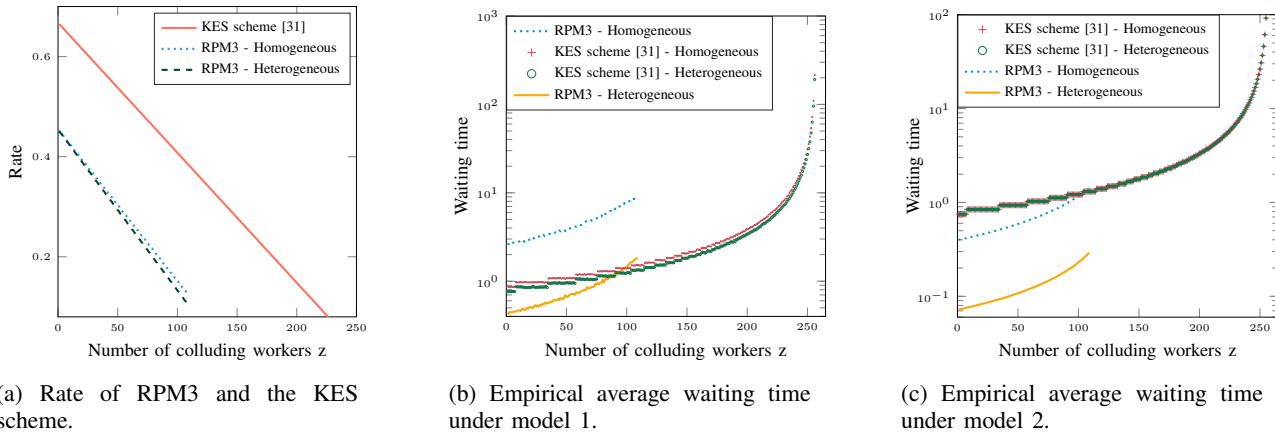


Fig. 2: Comparison between the rate of RPM3 and the KES scheme for the first setting (see Table II). The KES scheme has higher rate than RPM3 for this particular setting. Note that RPM3 is restricted to $z \leq 109$ because of clustering (see (5)), while for the KES scheme z is restricted due to the rate calculation (see (11)). Figures 2b and 2c are an extension of Figures 1a and 1b, that show the mean waiting for a largest range of z . The rate of RPM3 depends on the relative computation power γ_u of the different clusters. The γ_u 's can be considered as a random variables. Thus, the plot in 2b is the expected rate of RPM3 rather than the conventional rate. For the KES scheme, the rate is fixed and depends only on the number of workers, number of stragglers and the privacy parameter z . Under model 1 the KES scheme outperforms RPM3 for homogeneous clusters and RPM3 outperforms the KES scheme for heterogeneous clusters for $z \leq 90$. However, under model 2 RPM3 outperforms the KES scheme for both heterogeneous and homogeneous clusters for the values of z for which it has a non-zero rate.

to tolerate n_s stragglers. The master must send $\lceil m/m_I \rceil \lceil k/k_I \rceil$ tasks to the workers. The rate⁸ of the KES scheme is given by

$$\rho_{\text{KES}} = \frac{m_I k_I}{(m_I + z)(k_I + 1) - 1}. \quad (11)$$

Numerical comparison: We compare numerically the rate ρ_{KES} of the KES scheme and the rate ρ_{RPM3} of RPM3. We plot ρ_{RPM3} and ρ_{KES} in Figure 2a and 3a for $n = 1000$, $m = 2000$, $k = 3000$, $c = 5$ and the system parameters summarized in Table II. We set the maximum number of tolerated stragglers n_s for the KES scheme to be equal to the number of workers

Clustering of the workers		Relative computation power	
Setting 1	$n_1 = 220$	$\gamma_1 = 12$	<i>Homogeneous environment</i>
	$n_2 = 240$	$\gamma_2 = 9$	
	$n_3 = 160$	$\gamma_3 = 6$	
	$n_4 = 150$	$\gamma_4 = 3$	
	$n_5 = 230$	$\gamma_5 = 1$	
Setting 2	$n_1 = 220$	$\gamma_1 = 100$	<i>Heterogeneous environment</i>
	$n_2 = 300$	$\gamma_2 = 60$	
	$n_3 = 190$	$\gamma_3 = 10$	
	$n_4 = 160$	$\gamma_4 = 3$	
	$n_5 = 130$	$\gamma_5 = 1$	

TABLE II: Parameters for the numerical simulations. The first two columns represent two different settings, where clusters consist of different size. The other columns show two scenarios of heterogeneity of the clusters, i.e., different $\gamma_{u,c}$ parameters

in the slowest clusters, i.e., $n_s = n_5$. For both settings we consider two scenarios; homogeneous and heterogeneous clusters. The respective expected service rates of workers in each cluster are shown in the last two columns of Table II.

The KES scheme tolerates $z \leq 256$ for setting 1 and $z \leq 65$ for setting 2. This restriction is dictated in a way such that the values of m_I and k_I satisfy $(m_I + z)(k_I + 1) - 1 = n - n_s$. RPM3 tolerates $z \leq 109$ for both setting since it is restricted by the number of workers in cluster 1, see (5). The rate of the KES scheme depends on n_s . For the two considered settings, the rate

⁸In [1] we defined a scaled version of this rate to reflect the size of the tasks of the KES scheme in comparison to those sent using RPM3. However, we change the definition of the rate to keep the rate a number between 0 and 1. We shall explain the effect of the size of the tasks in the sequel.

behaviour is different. For the first setting, the rate of RPM3 is always smaller than the rate of the KES scheme (Figure 2a). However, RPM3 can have higher rate than the KES scheme in the second setting (Figure 3a). More precisely, RPM3 has a better rate for $z \geq 45$. Despite the rate loss due to the Lagrange polynomials and the penalty overhead of clustering, the decrease in rate for RPM3 is slower in z . This allows RPM3 to have higher rate for large values of z .

Analytical comparison: We compare the rates of RPM3 and the KES scheme as follows

$$\frac{\rho_{\text{KES}}}{\rho_{\text{RPM3}}} = \frac{m_I k_I}{mk} \frac{2mk(1 + \epsilon) + (z - 1)\tau_c \sum_{u=1}^c \gamma_u + z\tau_c \gamma_1}{(m_I + z)(k_I + 1) - 1}. \quad (12)$$

Let $D \triangleq (z - 1)\tau_c \sum_{u=1}^c \gamma_u + z\tau_c \gamma_1$. From (12) we deduce that ρ_{RPM3} is smaller than ρ_{KES} when the following holds.

$$D \frac{m_I k_I}{mk} \leq m_I + z(k_I + 1) - m_I k_I (1 + 2\epsilon) - 1.$$

For small values of m and k , the left hand side is larger than the right hand side and therefore the rate of the KES scheme is better than the rate of RPM3. However, in the regime of interest where the tasks sent to the workers are small, i.e., m and k are large, the inequality depends mostly on z and k_I . For small values of z the left hand side is larger than the right hand side. However, for large values of k_I when z increases the left hand side has a smaller increase the right hand side which makes RPM3 better for larger z . For $z = 1$, the left hand side is equal to $\tau_c \gamma_1 m_I k_I / mk \geq 0$ and the right hand side is equal to $n - n_s - 2m_I k_I (1 + \epsilon)$. When z increases by Δz , m_I and/or k_I decrease so that $(m_I + z)(k_I + 1) - 1 = n - n_s$, and τ_c increases because d_u decrease and $\sum_{u=1}^c 2d_u \tau_c \gamma_u = 2mk(1 + \epsilon)$. The values of γ_u do not depend on z . For fixed k_I , $m_I + z$ remains a constant. Hence, $m_I k_I$ decreases as $k_I \Delta z$ and the right hand side of the equation increases by a factor of $\Delta z + 2k_I \Delta z (1 + \epsilon)$. Whereas on the left hand side, D increases with z by a factor $\Delta \tau_c$ and $m_I k_I$ decreases as $k_I \Delta z$.

Despite the loss of rate for RPM3, the crucial advantage of RPM3 is the reduced time spent at the master to finish its computation. In RPM3, the master waits until each worker of the slowest cluster computes τ_c tasks. Whereas in the KES scheme the master waits until every non-straggling worker computes $\lceil m/m_I \rceil \lceil k/k_I \rceil$ tasks. In particular, assume that the slowest non-straggler in the KES scheme belongs to the slowest cluster in RPM3. If $\tau_c < \lceil m/m_I \rceil \lceil k/k_I \rceil$, then in RPM3 the master waits for the slowest workers to compute a smaller number of tasks which increases the speed of the computation with high probability. In Figure 2b and 2c we plot the average waiting time at the master for the same schemes and parameters used for Figure 2a when the time spent at the workers to compute a task is an exponential random variable. To understand the improvement brought by RPM3, we analyze next the waiting time at the master for different schemes and show for which parameter regimes RPM3 outperforms the KES scheme.

VI. TIME ANALYSIS

We analyse the performance of RPM3 by computing the expected waiting time at the master to compute **AB**, under the service model 1 and model 2 and some simplifying assumptions for tractability of the analysis. We compare the mean waiting at the master when using RPM3 to the one when using the KES scheme.

A. Clustering

In the encoding process of RPM3, at every round the master clusters the workers into c different clusters of fixed size n_u , $u \in [c]$. We assume that n_u is fixed during the computing process. The workers of each cluster are assumed to have similar expected speed in computing a new task, i.e., similar service rate λ . In the delay analysis, we assume that each worker of cluster u , $u \in [c]$, has a compute time following a shifted exponential distribution with service rate λ_u and shift s_u . Therefore, at every completed round the master obtains n_u tasks computed at rate λ_u and shift s_u , for all $u \in [c]$.

B. Decoding

Let τ_u be the number of tasks successfully computed by workers of cluster u during the whole computation process, i.e., τ_u is the number of tasks computed by all n_u workers of cluster u . Recall that $\sum_{u=1}^c \tau_u d_u \geq km(1 + \epsilon)$ so that the master receives enough packets to decode **AB**. The variable ϵ is the required overhead of Fountain codes and d_u is the number of Fountain-coded packets **AB** encoded within each task sent to cluster u .

C. Waiting time

The waiting time, i.e., the time spent at the master to compute **AB**, can now be expressed as the time spent to receive the last packet from a given worker that makes $\sum_{u=1}^c \tau_u d_u \geq km(1 + \epsilon)$. Let T_u^i be the random variable representing the time spent by worker w_i in cluster u during τ_u different rounds, i.e., T_u^i is the time spent until worker w_i receives, computes and sends

the result of τ_u tasks to the master. Recall that the master needs n_u responses from workers in cluster u to decode the τ_u packets. Let $T_u^* \triangleq \max_{i \in [n_u]} T_u^i$ be the time spent by all the workers of cluster u to receive, compute and send the result of τ_u packets to the master. The waiting time at the master is given by

$$T_{RPM3} = \max_{u \in \{1, \dots, c\}} T_u^*. \quad (13)$$

D. Probability distribution of the waiting time

In the following analysis we ignore the real identity of the workers and only assign identities that depend on the speed of the designated worker at a given round. More precisely, instead of referring to a worker by w_j , $j \in [n]$, we refer to a worker w_i of cluster u as a worker who falls into cluster $u \in [c]$ at position $i \in [n_u]$. This worker w_i of cluster u can be any of the w_j 's and j could be different at different rounds of the algorithm. This abstraction will help us in simplifying the notations and the concepts explained in the sequel.

Theorem 2 (Waiting time under worker-dependent fixed service time). *Consider a master running a private distributed matrix-matrix multiplication of two matrices \mathbf{A} and \mathbf{B} using RPM3. The multiplication is divided into km different smaller multiplications.*

Consider the worker-dependent fixed service time where $\lambda_u s_u \triangleq t_m$, i.e., the handshake time s_u is a constant factor of the mean service time $1/\lambda_u$ for all $u \in [c]$. Let u^ be the value of u that minimizes the ratio λ_u/τ_u . Let H_n be the n^{th} harmonic sum defined as $H_n \triangleq \sum_{i=1}^n \frac{1}{i}$. The probability distribution on the waiting time of the master T_{RPM3} is bounded by*

$$\Pr(T_{RPM3} > x) \leq 1 - \left(1 - e^{\left(t_m - \frac{\lambda_{u^*} m k}{\tau_{u^*}} x\right)}\right)^n, \quad (14)$$

for $x \geq \frac{s_m}{km}$ and 0 otherwise.

The mean waiting time at the master is upper bounded by

$$\mathbb{E}[T_{RPM3}] \leq \frac{(t_m + H_n)\tau_{u^*}}{\lambda_{u^*} m k}. \quad (15)$$

The proof of Theorem 2 is given in Appendix B. Numerical simulations indicate that this bound is a good representation of the empirical mean waiting time. This is illustrated in Figure 1c for setting 1 described in Table II.

While the bound in (14) is not surprising, it has important practical implications: it allows the master to tune the parameters and set a probabilistic deadline on the computation time. Assume the master wants a probabilistic guarantee on the maximum computing time, i.e., a probabilistic deadline t_D given by $\Pr(T_{RPM3} > t_D) \leq g_D$ where $g_D < 1$ is the probabilistic guarantee. Given the number of clusters and their respective service rates λ_u , the master finds the minimum ratio λ_u/τ_u (maximum number of tasks per cluster) that satisfies

$$\left(1 - e^{\left(t_m - \frac{\lambda_{u^*} m k}{\tau_{u^*}} t_D\right)}\right)^n = 1 - g_D.$$

Assume that for the given λ_u 's the allowed values of τ_u 's, $u = 1 \dots, c$, such that $\lambda_u/\tau_u \leq \lambda_{u^*}/\tau_{u^*}$, satisfy

$$\sum_{u=1}^c d_u \tau_u \geq km(1 + \epsilon).$$

Then, there exists at least one possible task assignment strategy that satisfies the deadline guarantees.

Next we find a lower bound on the mean waiting time of the master when using the KES scheme so that we can compare the waiting time of the master under both schemes.

Corollary 2. *Consider the worker-dependent fixed service time where $\lambda_u s_u \triangleq t_m$, i.e., the handshake time s_u is a constant factor of the mean service time $1/\lambda_u$ for all $u \in [c]$. Let n_s be the number of stragglers and let $m_I \leq m$ and $k_I \leq k$ be the number of matrices in which \mathbf{A} and \mathbf{B} must be divided to use the KES scheme. The mean waiting time $\mathbb{E}[T_{KES}]$ of the master is bounded by*

$$\mathbb{E}[T_{KES}] \geq \frac{t_m + H_n - H_{n-n_s}}{\lambda_1 m_I k_I}.$$

The proof of Corollary 2 follows the same steps as the proof of Theorem 2. A sketch of the proof is given in Appendix B. We can now compare the mean waiting time of the master when using RPM3 and the KES scheme as follows.

$$\frac{\mathbb{E}[T_{RPM3}]}{\mathbb{E}[T_{KES}]} \leq \frac{\lambda_{u^*}}{\lambda_1} \frac{t_m + H_n}{t_m + H_n - H_{n-n_s}} \frac{m_I k_I \tau_{u^*}}{m k}. \quad (16)$$

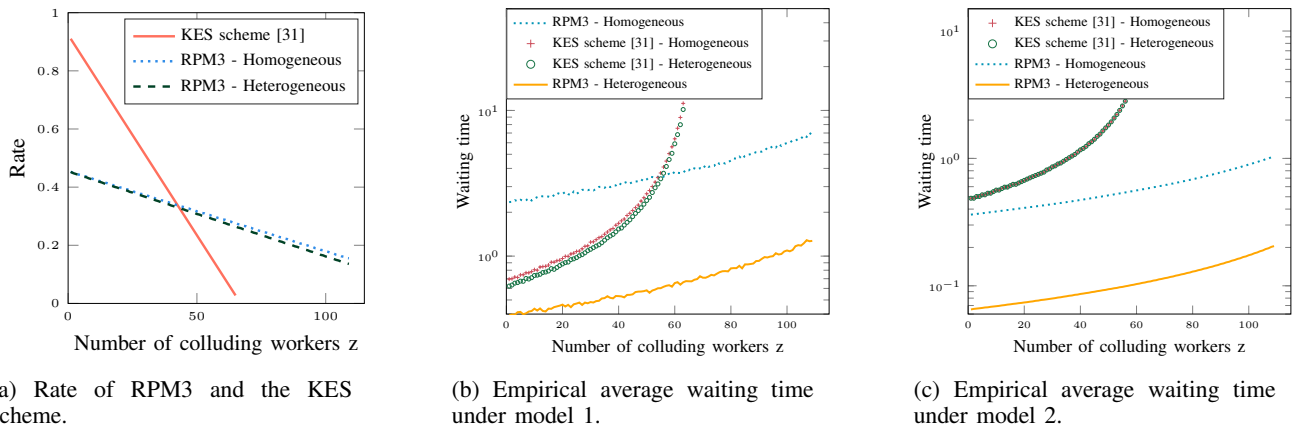


Fig. 3: Comparison of the performance of RPM3 and the KES scheme for setting 2, c.f., Table II. In contrast to setting 1 (Figure 2a), RPM3 enjoys a higher rate for large values of z , regardless of the clustering environment. In addition, for $z \geq 50$, the waiting time of RPM3 is smaller for both settings under both service time models.

The inequality in (16) can be understood as follows. The first ratio λ_{u^*}/λ_1 indicates how fast are the workers of cluster 1 compared to cluster u^* . This is an artifact of our bounding technique. To understand the remaining ratios, recall that $(m_I + z)(k_I + 1) - 1 = n - n_s$. For a fixed n_s , the ratio

$$\frac{t_m + H_n}{t_m + H_n - H_{n-n_s}} \approx \frac{t_m + \log n}{t_m + \log \frac{n}{n-n_s}}$$

reflects the speed brought by mitigating the stragglers. Here we approximate H_n by $H_n \approx \log(n) + \gamma$, where $\gamma \approx 0.577218$ is called the Euler-Mascheroni constant.

The ratio $m_I k_I \tau_{u^*}/mk$ is the most important one. It reflects the respective number of tasks assigned to the workers under the different schemes. RPM3 assigns τ_{u^*} tasks of size mk each to the workers of cluster u^* , i.e., the slowest cluster. Whereas, the KES scheme assigns one task of size $m_I k_I$, or equivalently $m_I k_I/mk$ tasks of size mk , to all the workers. For fixed system parameters, when z increases, $m_I k_I$ increases and RPM3 is expected to outperform the KES scheme. Similarly for large values of n_s , $m_I k_I$ increases and RPM3 is expected to outperform the KES scheme.

Under the second model of the service time, we have the following upper bound on the master's mean waiting time.

Theorem 3 (Mean waiting time under cluster-dependent additive service time). *Consider a master running a private distributed matrix-matrix multiplication of two matrices \mathbf{A} and \mathbf{B} using RPM3. The multiplication is divided into km different smaller multiplications.*

Consider the cluster-dependent additive service time model where $\lambda_u s_u \triangleq t_m$, i.e., the shift s_u is a constant factor of the mean service time $1/\lambda_u$ for all $u \in [c]$. Let $\tau_{\max} \triangleq \max_{u \in \{1, \dots, c\}} \tau_u$ and let $s_m = \max_u s_u \tau_u$. The probability distribution $P_1(x) \triangleq \Pr(T_{RPM3} > x)$ is bounded from above by

$$P_1(x) < 1 - \left(1 - \sum_{j=0}^{\tau_{\max}-1} \frac{e^{\lambda_c s_u - \lambda_c k m x}}{j!} (\lambda_c k m x - \lambda_c s_u)^j \right)^n,$$

for $x \geq \frac{s_m}{km}$ and is equal to 0 otherwise. The mean waiting time at the master is bounded from above by

$$\mathbb{E}[T_{RPM3}] \leq \frac{s_m}{km} + \Phi(n), \quad (17)$$

where $\Phi(n)$ is given by

$$\begin{aligned} \Phi(n) &= \frac{\lambda_c n}{(\tau_{\max} - 1)!} \sum_{j=0}^{n-1} (-1)^j \binom{n-1}{j} \\ &\quad \cdot \sum_{\ell=0}^{(\tau_{\max}-1)j} a_\ell(\tau_{\max}, j) \frac{(\tau_{\max} + \ell)!}{(j+1)^{\tau_{\max} + \ell + 1}} \end{aligned} \quad (18)$$

and $a_\ell(\tau_{\max}, j)$ is the coefficient of x^ℓ in the expansion

$$\left(\sum_{i=0}^{\tau_{\max}-1} \frac{x^i}{i!} \right)^j.$$

The bound in (18) can be interpreted as the mean of the n^{th} ordered statistic of n iid Erlang random variables with shift $\max_u s_u \tau_u$, service rate λ_u and shape τ_{max} chosen such that cluster u has computed the highest number of tasks in respect to its service rate. The shape of an Erlang random variable is the number of iid exponential random variables being summed. Recall that the service rate λ_u reflects the expected number of tasks that a worker can process per time unit. Thus, the ratio λ_u/τ_u represents how large is the number of tasks computed at cluster u in respect to its rate. In implementation we expect λ_u/τ_u to be almost the same for all values of u and therefore we expect the upper bound to be a good estimate of the actual mean waiting time at the master.

For the KES scheme, we prove that the mean waiting time of the master under this setting is bounded from below by the mean of the $(n - n_s)^{\text{th}}$ ordered statistic of n iid Erlang random variables with rate λ_1/mk and shift $\frac{s_1}{mk} \left\lceil \frac{m}{m_I} \right\rceil \left\lceil \frac{k}{k_I} \right\rceil$ and shape $\left\lceil \frac{m}{m_I} \right\rceil \left\lceil \frac{k}{k_I} \right\rceil$, i.e., sum of $\left\lceil \frac{m}{m_I} \right\rceil \cdot \left\lceil \frac{k}{k_I} \right\rceil$ iid exponential random variables.

Corollary 3. *Consider the cluster-dependent additive service time model where $\lambda_u s_u \triangleq t_m$, i.e., the shift s_u is a constant factor of the mean service time $1/\lambda_u$ for all $u \in [c]$. The mean waiting time at the master when using the KES scheme that tolerates n_s stragglers is bounded from below by*

$$\mathbb{E}[T_{KES}] \geq \frac{s_1}{k_I m_I} + \Phi_I(n),$$

where $\Phi_I(n)$ is given by

$$\begin{aligned} \Phi_I(n) &= \frac{\lambda_1(n - n_s)}{(\tau_1 - 1)!} \sum_{j=0}^{n - n_s - 1} (-1)^j \binom{n - n_s - 1}{j} \\ &\quad \cdot \sum_{\ell=0}^{(\tau_1 - 1)(n - n_s + j)} \frac{a_\ell(\tau_1, n - n_s + j)(\tau_1 + \ell)!}{(n - n_s + j + 1)^{\tau_{max} + \ell + 1}}, \end{aligned} \quad (19)$$

where again $a_\ell(o, p)$ is the coefficient of x^ℓ in the expansion

$$\left(\sum_{i=0}^{o-1} \frac{x^i}{i!} \right)^p.$$

E. Numerical results

We provide numerical simulations showing the empirical average waiting time at the master for both considered models under the two settings and two clustering environments summarized in Table II.

Model 1: The empirical average waiting time under the worker-dependent fixed service time model is simulated numerically and shown in Figure 2b and Figure 3b for settings 1 and 2, respectively. Recall that in this model we assume that the time spent to compute τ tasks at a worker is a scaled shifted exponential random variable. For the first setting, the KES scheme enjoys a smaller waiting time in the homogeneous scenario. When the workers compute powers are different, i.e., in the heterogeneous scenario, RPM3 has a slightly better waiting time for small values of z . However, for large values of z the overhead of clustering becomes significant. Thus, the KES scheme outperforms RPM3 in this parameter regime.

Model 2: The empirical average waiting time under the cluster-dependent additive service time model is simulated numerically and shown in Figure 2c and Figure 3c for settings 1 and 2, respectively. Recall that in this model we assume that the time spent to compute τ tasks at a worker is the sum of τ iid shifted exponential random variables, i.e., it is a random variable that follows a shifted Erlang distribution. We make a small change to the KES scheme. We assign multiple smaller tasks to the workers, rather than one large task as is done in the original scheme of [31]. This change allows a fair comparison to RPM3 under model 2. Interestingly, regardless of the heterogeneity of the clusters, RPM3 outperforms the KES scheme for the values of z it can tolerate. As expected, in the heterogeneous scenario RPM3 has much smaller average waiting time compared to the KES scheme. This is an important observation, since model 2 is a better approximation of the real waiting time. The reason is that in RPM3 the master sends multiple independent tasks to the workers and it is more realistic to assign them independent random variables.

VII. PERFECT LOAD BALANCING

In this section we study the waiting time of the master under perfect load balancing in the worker-dependent fixed service time model (model 1). To make load balancing possible, we assume that the master has previous knowledge of the behavior of the workers during the run time of the algorithm. More precisely, the master knows the overall computing power of each worker, i.e., the master knows s_i and λ_i , for all $i = 1, \dots, n$. Given this knowledge, the master knows the number of clusters c , number of workers per cluster n_u , $u = 1, \dots, c$, and can assign tasks that are proportional to the workers computing power without the need of a rateless code. This knowledge alleviates the need of assigning one polynomial per cluster and paying the extra penalty of privacy per cluster.

TABLE III: The value of τ_c under perfect load balancing when using different schemes. The acronym LB refers to load balancing. The values of m_i^u and k_i^u are the number of matrices in which \mathbf{A} and \mathbf{B} are divided according to the rate of each scheme and the value of the number of workers per cluster n_u . The ratio of τ_c of two schemes is proportional to the ratio of the mean waiting time of those schemes under service model 1, see (23).

Setting	RPM3	LB: GASP low z	LB: GASP large z
τ_c	$\frac{mk(1+\epsilon)}{\gamma_1 \left\lfloor \frac{n_1-2z+1}{2} \right\rfloor + \sum_{u=2}^c \left\lfloor \frac{n_u-z+1}{2} \right\rfloor \gamma_u}$	$\frac{mk}{\sum_{u=1}^c \gamma_u n_u - \sum_{u=1}^c (\gamma_u - \gamma_{u+1})(k_2^u + m_2^u) - \gamma_1(z^2 + z - 3)}$	$\frac{2mk}{\sum_{u=1}^c \gamma_u n_u - \gamma_1(2z-1)}$
Setting	LB: GASP $z = 1$	LB: GASP medium z	LB: Ideal scheme
τ_c	$\frac{mk}{\sum_{u=1}^c \gamma_u n_u - \sum_{u=1}^c (\gamma_u - \gamma_{u+1})(k_1^u + m_1^u)}$	$\frac{mk}{\sum_{u=1}^c \gamma_u n_u - \sum_{u=1}^c (\gamma_u - \gamma_{u+1})(k_3^u + z m_3^u) - \gamma_1(z-1)}$	$\frac{mk}{\sum_{u=1}^c \gamma_u n_u - \gamma_1 z}$

The master groups workers with similar s_i and λ_i in the same cluster. Let $\tau_u^{(LB)}$ be the number of tasks assigned to workers in cluster u , $u = 1, \dots, c$. The master chooses the values of $\tau_u^{(LB)}$ such that $\tau_u^{(LB)}(s_u + \lambda_u)$ is a constant so that the average compute time is the same at all the workers. We assume that $s_u \lambda_u$ is a constant, hence $\tau_u^{(LB)}$ depends on λ_u . We write $\tau_u^{(LB)}$ as a function of $\tau_c^{(LB)}$, i.e., $\tau_u^{(LB)} = \gamma_u \tau_c^{(LB)}$. Recall that the master divides \mathbf{A} into m sub-matrices \mathbf{A}_i , $i = 1 \dots, m$, and \mathbf{B} into k sub-matrices \mathbf{B}_j , $j = 1, \dots, k$. Thus, the master needs mk computations of the form $\mathbf{A}_i \mathbf{B}_j$. Given a double-sided z -private task assignment to n workers, the number of computations of the form $\mathbf{A}_i \mathbf{B}_j$ that can be computed depends on the rate of the scheme used to encode the tasks. Therefore, the total number of tasks that the master needs to assign to the workers, and hence the value of $\tau_u^{(LB)}$, depends on the rate of the scheme.

Given the value of $\tau_c^{(LB)}$, the mean waiting time of the master under perfect load balancing is characterized as follows.

Theorem 4. *Given a scheme that assigns $\tau_c^{(LB)}$ to the workers of cluster c . The mean waiting time at the master using load balancing under the worker-dependent fixed service time model is given by*

$$\mathbb{E}[T_{LB}] = \frac{s_c \tau_c^{(LB)}}{km} + \frac{H_n \tau_c^{(LB)}}{\lambda_c m k}. \quad (20)$$

Therefore, when $\lambda_u s_u = t_m$, the mean waiting time achievable using RPM3 is bounded away from the mean waiting time with load balancing as follows

$$\mathbb{E}[T_{RPM3}] \leq \mathbb{E}[T_{LB}] \frac{\tau_{u^*}}{\tau_c^{(LB)}} \frac{\lambda_c}{\lambda_{u^*}}. \quad (21)$$

Sketch of proof: The proof of Theorem 4 follows the same steps of the proofs of Theorem 2 and Theorem 3. The main difference is that $\tau_u^{(LB)}$ is designed after assuming that the master has a full knowledge of the future. Thus, the mean waiting time at all the workers is the same. Therefore, the mean waiting time $\mathbb{E}[T_{LB}]$ is exactly the n^{th} ordered statistic of n iid random variables following a shifted exponential distribution with shift $s_c \tau_c^{(LB)}/km$ and rate $\lambda_c m k / \tau_c^{(LB)}$. Under the assumption that $\lambda_u s_u$ is a fixed constant t_m , i.e., $s_u = t_m / \lambda_u$, the value u^* of u that maximizes $s_u \tau_u = \tau_u t_m / \lambda_u$ is the same as the value of u that minimizes the ratio $\lambda_u \tau_u$. Thus, $s_m = s_{u^*} \tau_{u^*}$. We can now write

$$\frac{\mathbb{E}[T_{LB}]}{\mathbb{E}[T_{RPM3}]} \geq \frac{\frac{s_c \tau_c^{(LB)}}{km} + \frac{H_n \tau_c^{(LB)}}{\lambda_c m k}}{\frac{s_m}{km} + \frac{H_n \tau_{u^*}}{\lambda_{u^*} m k}} \quad (22)$$

$$= \frac{\tau_c^{(LB)}}{\tau_{u^*}} \frac{\lambda_{u^*}}{\lambda_c}. \quad (23)$$

In (22) we replace $\mathbb{E}[T_{RPM3}]$ by the upper bound obtained in Theorem 2. The remaining follows from simple calculations. ■

Thus, we only need to calculate the value of $\tau_c^{(LB)}$ depending on the scheme used by the master for perfect load balancing. The values of $\tau_c^{(LB)}$ of the different considered schemes are summarized in Table III.

We are particularly interested in comparing RPM3 to two extreme settings: load balancing using a scheme with the best theoretical rate possible, referred to as the ideal scheme; and load balancing using GASP when z takes large values. Load balancing using the ideal scheme provides a theoretical lower bound on the mean waiting time for the master using any possible rateless scheme. Load balancing using GASP provides a lower bound on the mean waiting time that could be achievable if one finds encoding polynomials with the same rate of GASP and that satisfy the properties of Remark 2. After explaining the schemes used for load balancing and finding their respective values of $\tau_c^{(LB)}$, we can prove the following.

Corollary 4. For a fixed overhead of Fountain codes ϵ and a given $\tau_c^{(\text{ideal})}$ for load balancing using the ideal scheme. The mean waiting time of RPM3 is bounded away from the mean waiting time of the ideal scheme as follows.

$$\mathbb{E}[T_{RPM3}] \leq \mathbb{E}[T_{LB}] \frac{2\gamma_{u^*}\lambda_c(1+\epsilon)}{\lambda_{u^*} \left(1 - \frac{\sum_{u=1}^c (z+1)\gamma_u}{\sum_{u=1}^c \gamma_u n_u - \gamma_1 z}\right)}. \quad (24)$$

The mean waiting time of RPM3 is bounded away from the mean waiting time of load balancing using GASP scheme with large values of z as follows.

$$\mathbb{E}[T_{RPM3}] \leq \mathbb{E}[T_{LB}] \frac{\gamma_{u^*}(1+\epsilon)}{1 - \frac{\sum_{u=2}^c \gamma_u(z+1) + 2\gamma_1}{\sum_{u=1}^c \gamma_u n_u - \gamma_1(2z-1)}} \frac{\lambda_c}{\lambda_{u^*}}. \quad (25)$$

The ratio of the sums in both denominators of (24) and (25) is less than one. The equality is attained when $z = n_1 + 1/2 = n_u + 1$ for all $u = 2, \dots, c$.

Remark 4. Finding coding strategies that achieve the mean waiting time under load balancing is equivalent to finding encoding polynomials with the desired rates (as GASP or the ideal scheme) that share $2z - 1$ evaluations as explained in Remark 2. The problem of finding such polynomials, if they exist, is left open.

A. Theoretical lower bound

Given n workers and a double-sided z -private task assignment with no straggler tolerance, the best rate the master can hope for is $(n - z)/n$. In other words, out of every n tasks the master obtains $n - z$ computations of the form $\mathbf{A}_i \mathbf{B}_j$. This is clear from the privacy requirements. Any collection of z workers should learn nothing about \mathbf{A} and \mathbf{B} and therefore any collection of z tasks cannot give information about \mathbf{A} and \mathbf{B} . This is standard in the literature of secret sharing. This rate is indeed achievable in the private matrix-vector multiplication setting where the input vector is not private. However, in the setting of matrix-matrix multiplication no known scheme achieves this rate. When restricting the encoding to polynomials, better bounds can be obtained by replacing the ideal rate with the lower bounds provided in [42]. We use the ideal scheme to keep our lower bound theoretical and independent from the encoding strategy.

Now we turn our attention to the task assignment. The master wants to maximize the rate to reduce the number of assigned tasks. Since the rate $(n - z)/n$ is a linear function of n , the master wants to maximize n when possible. Let $\tau_u^{(\text{ideal})}$ be the number of tasks assigned to workers in cluster u under this setting. Given the knowledge of the workers, the master assigns $\tau_c^{(\text{ideal})}$ tasks with maximal rate $n - z$, and $\tau_{c-1}^{(\text{ideal})} - \tau_c^{(\text{ideal})}$ tasks with rate $n - n_c - z$, and $\tau_{c-2}^{(\text{ideal})} - \tau_{c-1}^{(\text{ideal})}$ tasks with rate $n - n_c - n_{c-1} - z$ and so on. The only constraint is the following

$$\sum_{u=1}^c (\tau_u^{(\text{ideal})} - \tau_{u+1}^{(\text{ideal})})(n - z - \sum_{i=u}^{c-1} n_{i+1}) = mk,$$

where $\tau_{c+1}^{(\text{ideal})}$ is defined as 0 and \sum_i^j is defined as 0 if $j < i$. Next we compute $\tau_c^{(\text{ideal})}$ given mk and $\gamma_1, \dots, \gamma_{c-1}$. We first use the telescopic expansion to write

$$\begin{aligned} mk &= (\tau_c^{(\text{ideal})})(n - z) \\ &+ (\tau_{c-1}^{(\text{ideal})} - \tau_c^{(\text{ideal})})(n - n_c - z) \\ &+ (\tau_{c-2}^{(\text{ideal})} - \tau_{c-1}^{(\text{ideal})})(n - n_c - n_{c-1} - z) \\ &\quad \vdots \\ &+ (\tau_1^{(\text{ideal})} - \tau_2^{(\text{ideal})})(n_1 - z) \\ &= \sum_{u=2}^c \tau_u^{(\text{ideal})} n_u + \tau_1^{(\text{ideal})} (n_1 - z). \end{aligned}$$

Using the notation $\tau_u^{(\text{ideal})} = \gamma_u \tau_c^{(\text{ideal})}$ with $\gamma_c = 1$, we can compute $\tau_c^{(\text{ideal})}$ as in (26). Given the value of $\tau_c^{(\text{ideal})}$, we characterize the average waiting time at the master as in the first part of Corollary 4. We provide the proof here.

$$\tau_c^{(\text{ideal})} = \frac{mk}{\sum_{u=1}^c \gamma_u n_u - \gamma_1 z}. \quad (26)$$

Proof of Corollary 4: To compare the waiting time of RPM3 to that of the ideal scheme, we express τ_c as follows

$$\tau_c = \frac{mk(1 + \epsilon)}{\gamma_1 \left\lfloor \frac{n_1 - 2z + 1}{2} \right\rfloor + \sum_{u=2}^c \left\lfloor \frac{n_u - z + 1}{2} \right\rfloor \gamma_u}.$$

Now we can write

$$\begin{aligned} \frac{\tau_c^{(\text{ideal})}}{\tau_{u^*}} &= \frac{\gamma_1 \left\lfloor \frac{n_1 - 2z + 1}{2} \right\rfloor + \sum_{u=2}^c \left\lfloor \frac{n_u - z + 1}{2} \right\rfloor \gamma_u}{\gamma_{u^*}(1 + \epsilon) (\sum_{u=1}^c \gamma_u n_u - \gamma_1 z)} \\ &\geq \frac{\gamma_1 \left(\frac{n_1 - 2z - 1}{2} \right) + \sum_{u=2}^c \left(\frac{n_u - z - 1}{2} \right) \gamma_u}{\gamma_{u^*}(1 + \epsilon) (\sum_{u=1}^c \gamma_u n_u - \gamma_1 z)} \\ &= \frac{(\sum_{u=1}^c (n_u - z - 1) \gamma_u - \gamma_1 z)}{2\gamma_{u^*}(1 + \epsilon) (\sum_{u=1}^c \gamma_u n_u - \gamma_1 z)} \\ &= \frac{1}{2\gamma_{u^*}(1 + \epsilon)} \left(1 - \frac{\sum_{u=1}^c (z + 1) \gamma_u}{\sum_{u=1}^c \gamma_u n_u - \gamma_1 z} \right). \end{aligned}$$

We conclude the proof of the first part by combining the above inequality together with (23). ■

B. Load balancing using GASP

Given n workers and a z -private task assignment with no straggler tolerance, the best achievable rate under our model is obtained by using GASP codes [29]. The rate of these codes depends on the privacy parameter z and on the number of sub-matrices \mathbf{A}_i and \mathbf{B}_j used in one encoding of GASP. We divide our analysis into four parts accordingly.

a) No collusion: For $z = 1$, let m_1 and k_1 be the number of sub-matrices that \mathbf{A} and \mathbf{B} are divided into, respectively. Then, the rate achieved by GASP is equal to $(k_1 m_1)/(k_1 m_1 + k_1 + m_1)$. Therefore, given n workers the master obtains $n - k_1 - m_1$ computations of the form $\mathbf{A}_i \mathbf{B}_j$. Notice that the rate of the scheme depends on n since n must satisfy $n = m_1 k_1 + m_1 + k_1$. Since the rate is a linear function of n , the master wants to maximize n when possible. Let $\tau_u^{(\text{no col})}$ be the number of tasks that could be assigned to workers in cluster u when using this scheme. When using GASP, the value of m_1 and k_1 depends on the number of workers. We denote by m_1^u and k_1^u the number of divisions when the tasks are sent to all workers in clusters 1 to u . Thus, the master assigns $\tau_c^{(\text{no col})}$ tasks with maximal rate $n - k_1^c - m_1^c$ to all n workers, and $\tau_{c-1}^{(\text{no col})} - \tau_c^{(\text{no col})}$ tasks with rate $n - n_c - k_1^{c-1} - m_1^{c-1}$ to the $n - n_c$ workers not in the slowest cluster c and so on. The only constraint on $\tau_u^{(\text{no col})}$ is the following

$$\sum_{u=1}^c \left(\tau_u^{(\text{no col})} - \tau_{u+1}^{(\text{no col})} \right) \left(n - k_1^u - m_1^u - \sum_{i=u}^{c-1} n_i \right) = mk,$$

where $\tau_{c+1}^{(\text{no col})}$, m_1^{c+1} and k_1^{c+1} are defined as 0 and \sum_i^j is defined as 0 if $j < i$. Next we compute $\tau_c^{(\text{no col})}$ given mk and $\gamma_1, \dots, \gamma_{c-1}$.

Using the telescopic expansion we write

$$mk = \sum_{u=1}^c \tau_u^{(\text{no col})} n_u - \sum_{u=1}^c (\tau_u^{(\text{no col})} - \tau_{u+1}^{(\text{no col})}) (k_1^u + m_1^u).$$

Using the notation $\tau_u^{(\text{no col})} = \gamma_u \tau_c^{(\text{no col})}$ with $\gamma_c = 1$ and $\gamma_{c+1} = 0$, we can compute $\tau_c^{(\text{no col})}$ as

$$\tau_c^{(\text{no col})} = \frac{mk}{\sum_{u=1}^c \gamma_u n_u - \sum_{u=1}^c (\gamma_u - \gamma_{u+1}) (k_1^u + m_1^u)}. \quad (27)$$

b) Small number of collusion: Let m_2 and k_2 be the number of sub-matrices that \mathbf{A} and \mathbf{B} are divided into, respectively. For $2 \leq z < \min\{m_2, k_2\}$ the rate achieved by GASP is equal to $(k_2 m_2)/(k_2 m_2 + k_2 + m_2 + z^2 + z - 3)$. Therefore, given n workers the master obtains $n - k_2 - m_2 - z^2 - z + 3$ computations of the form $\mathbf{A}_i \mathbf{B}_j$. Notice that also here the rate of the scheme depends on n since n must satisfy $n = k_2 m_2 + k_2 + m_2 + z^2 + z - 3$. Since the rate is a linear function of n , the master wants to maximize n when possible. Let $\tau_u^{(\text{S-GASP})}$ be the number of tasks that could be assigned to workers in cluster u when using this scheme. Thus, the master assigns $\tau_c^{(\text{S-GASP})}$ tasks with maximal rate $n - k_2^c - m_2^c - z^2 - z + 3$ to all n workers, and $\tau_{c-1}^{(\text{S-GASP})} - \tau_c^{(\text{S-GASP})}$ tasks with rate $n - n_c - k_2^{c-1} - m_2^{c-1} - z^2 - z + 3$ to the $n - n_c$ workers not in cluster C

and so on. Using the notation $\tau_u^{(\text{S-GASP})} = \gamma_u \tau_c^{(\text{S-GASP})}$ with $\gamma_c = 1$ and $\gamma_{c+1} = 0$, we can compute $\tau_c^{(\text{S-GASP})}$ by following the same steps as above. We express $\tau_c^{(\text{S-GASP})}$ as

$$\frac{mk}{\sum_{u=1}^c \gamma_u n_u - \sum_{u=1}^c (\gamma_u - \gamma_{u+1})(k_2^u + m_2^u) - \gamma_1(z^2 + z - 3)}. \quad (28)$$

c) *Medium number of collusion:* Let m_3 and k_3 be the number of sub-matrices that \mathbf{A} and \mathbf{B} are divided into, respectively. Let $m_3 \leq k_3$. For $m_3 \leq z < k_3$ the rate achieved by GASP is equal to $(k_3 m_3)/((k_3 + z)(m_3 + 1) - 1)$. This rate coincides with the rate of [31]. For $m_3 \geq k_3$, the values of m_3 and k_3 are interchanged in the rate. Therefore, given n workers the master obtains $n - k_3 - z m_3 - z + 1$ computations of the form $\mathbf{A}_i \mathbf{B}_j$. Since the rate is a linear function of n , the master wants to maximize n when possible. Let $\tau_u^{(\text{L-GASP})}$ be the number of tasks that could be assigned to workers in cluster u when using this scheme. Thus, the master assigns $\tau_c^{(\text{L-GASP})}$ tasks with maximal rate $n - k_3^c - z m_3^c - z + 1$ to all workers, and $\tau_{c-1}^{(\text{L-GASP})} - \tau_c^{(\text{L-GASP})}$ tasks with rate $n - n_c - k_3^{c-1} - z m_3^{c-1} - z + 1$ to the $n - n_c$ workers not in cluster c and so on.

Using the notation $\tau_u^{(\text{L-GASP})} = \gamma_u \tau_c^{(\text{L-GASP})}$ with $\gamma_c = 1$ and $\gamma_{c+1} = 0$, we can compute $\tau_c^{(\text{L-GASP})}$ by following the same steps as above. We express $\tau_c^{(\text{L-GASP})}$ as

$$\frac{mk}{\sum_{u=1}^c \gamma_u n_u - \sum_{u=1}^c (\gamma_u - \gamma_{u+1})(k_3^u + z m_3^u) - \gamma_1(z - 1)}. \quad (29)$$

d) *Large number of collusion:* Let m_4 and k_4 be the number of sub-matrices that \mathbf{A} and \mathbf{B} are divided into, respectively. For $\max\{m_4, k_4\} \leq z$ the rate achieved by GASP is equal to $(k_4 m_4)/(2m_4 k_4 + 2z - 1)$. Notice that this rate coincides with the rate of regular Lagrange polynomials that we use in our scheme. Given n workers the master obtains $\lfloor (n - 2z + 1)/2 \rfloor$ computations of the form $\mathbf{A}_i \mathbf{B}_j$. Since the rate is a linear function of n , the master wants to maximize n when possible. Let $\tau_u^{(\text{Lag})}$ be the number of tasks that could be assigned to workers in cluster u when using this scheme. Thus, the master assigns $\tau_c^{(\text{Lag})}$ tasks with maximal rate $\lfloor (n - 2z + 1)/2 \rfloor$ to all n workers, and $\tau_{c-1}^{(\text{Lag})} - \tau_c^{(\text{Lag})}$ tasks with rate $\lfloor (n - n_c - 2z + 1)/2 \rfloor$ to the $n - n_c$ workers not in cluster c and so on. We can now prove the second part of Corollary 4.

Proof of Corollary 4 (Continued): Assuming that n_u is even for all $u = 1, \dots, c$ and using the notation $\tau_u^{(\text{Lag})} = \gamma_u \tau_c^{(\text{Lag})}$ with $\gamma_c = 1$, we can compute $\tau_c^{(\text{Lag})}$ by following the same steps as above. We express $\tau_c^{(\text{Lag})}$ as

$$\tau_c^{(\text{Lag})} = \frac{2mk}{\sum_{u=1}^c \gamma_u n_u - \gamma_1(2z - 1)}. \quad (30)$$

We compare $\tau_c^{(\text{Lag})}$ to τ_c obtained for RPM3. Recall that τ_c is expressed as

$$\tau_c = \frac{mk(1 + \epsilon)}{\gamma_1 \left[\frac{n_1 - 2z + 1}{2} \right] + \sum_{u=2}^c \left[\frac{n_u - z + 1}{2} \right] \gamma_u}.$$

Following the steps of the proof of the first part of this corollary we can write

$$\begin{aligned} \frac{\tau_c^{(\text{Lag})}}{\tau_{u^*}} &\geq \frac{\sum_{u=1}^c n_u \gamma_u - \sum_{u=1}^c \gamma_u(z + 1) - \gamma_1 z}{\gamma_{u^*}(1 + \epsilon) (\sum_{u=1}^c \gamma_u n_u - \gamma_1(2z - 1))} \\ &= \frac{1}{\gamma_{u^*}(1 + \epsilon)} \left(1 - \frac{\sum_{u=2}^c \gamma_u(z + 1) + 2\gamma_1}{\sum_{u=1}^c \gamma_u n_u - \gamma_1(2z - 1)} \right). \end{aligned}$$

Thus, we prove the second part of Corollary 4. ■

VIII. CONCLUSION

We considered the heterogeneous and time-varying setting of private distributed matrix-matrix multiplication. The workers have different computing and communication resources that can change over time. We designed a scheme called RPM3 that allows the master to group the workers into clusters with similar resources. The workers are assigned a number of tasks proportional to their overall available resources, i.e., faster workers compute more tasks and slower workers compute less tasks. This flexibility increases the speed of the computation.

We analyzed the rate of RPM3 and the mean waiting time of the master under two models of the workers service times. Using RPM3 results in a smaller mean waiting time than known fixed-rate straggler-tolerant schemes. The reduction of the mean waiting time is possible by leveraging the heterogeneity of the workers. We provide lower bounds on the mean waiting time of the master under the worker-dependent fixed service time model. The lower bounds are obtained by assuming perfect load balancing, i.e., the master has full knowledge of the future behavior of the workers. In terms of rate, RPM3 has a worse rate than rates of known fixed-rate straggler-tolerant schemes. We show that there exists a tradeoff between the flexibility of RPM3 and its rate. Dividing the workers into several clusters provides a good granularity for the master to refine the task assignment. However, increasing the number of clusters negatively affects the rate of RPM3.

Finding lower bounds on the rate of flexible schemes and finding codes that achieve this rate are left as open problems. The rate of a flexible scheme using polynomials is affected by two factors. The first factor is the rate of the polynomial $h_t^{(u)}(x)$ assigned to each cluster u at round t . The rate of $h_t^{(u)}(x)$ is the ratio of the number of computations of the form $\mathbf{A}_i \mathbf{B}_i$ to the number of evaluations needed to interpolate $h_t^{(u)}(x)$. Increasing the rate of $h_t^{(u)}(x)$ increases the rate of the scheme. The second factor is the number of evaluations that are shared between $h_t^{(1)}(x)$ and all other $h_t^{(u)}(x)$ for $u = 2, \dots, c$. Allowing a larger number of shared evaluations increases the rate of the scheme, see Remark 1 and Remark 2. Finding lower bounds on the rate of a flexible scheme or lower bounds on the number of evaluations that any two polynomials $h_t^{(u_1)}(x)$ and $h_t^{(u_2)}(x)$ can share, implies finding better lower bounds on the mean waiting time of the master.

REFERENCES

- [1] R. Bitar, M. Xhemrishi, and A. Wachter-Zeh, "Rateless codes for private distributed matrix-matrix multiplication," 2020.
- [2] J. Dean and L. A. Barroso, "The tail at scale," *Communications of the ACM*, vol. 56, no. 2, pp. 74–80, 2013.
- [3] J. Dean, G. Corrado, R. Monga, K. Chen, M. Devin, M. Mao, A. Senior, P. Tucker, K. Yang, Q. V. Le, *et al.*, "Large scale distributed deep networks," in *Advances in neural information processing systems*, pp. 1223–1231, 2012.
- [4] G. Ananthanarayanan, A. Ghodsi, S. Shenker, and I. Stoica, "Effective straggler mitigation: Attack of the clones," in *Presented as part of the 10th USENIX Symposium on Networked Systems Design and Implementation (NSDI 13)*, pp. 185–198, 2013.
- [5] G. Liang and U. C. Kozat, "Fast cloud: Pushing the envelope on delay performance of cloud storage with coding," *IEEE/ACM Transactions on Networking*, vol. 22, no. 6, pp. 2012–2025, 2014.
- [6] K. Lee, M. Lam, R. Pedarsani, D. Papailiopoulos, and K. Ramchandran, "Speeding up distributed machine learning using codes," *IEEE Transactions on Information Theory*, vol. 64, no. 3, pp. 1514–1529, 2017.
- [7] J. A. Suykens and J. Vandewalle, "Least squares support vector machine classifiers," *Neural processing letters*, vol. 9, no. 3, pp. 293–300, 1999.
- [8] G. A. Seber and A. J. Lee, *Linear regression analysis*, vol. 329. John Wiley & Sons, 2012.
- [9] D. J. MacKay, "Fountain codes," *IEEE Proceedings-Communications*, vol. 152, no. 6, pp. 1062–1068, 2005.
- [10] M. Luby, "Lt codes," in *The 43rd Annual IEEE Symposium on Foundations of Computer Science (FOCS)*, pp. 271–280, 2002.
- [11] A. Shokrollahi, "Raptor codes," *IEEE/ACM Transactions on Networking (TON)*, vol. 14, no. SI, pp. 2551–2567, 2006.
- [12] A. K. Pradhan, A. Heidarzadeh, and K. R. Narayanan, "Factored LT and factored raptor codes for large-scale distributed matrix multiplication," *CoRR*, vol. abs/1907.11018, 2019.
- [13] A. Mallick, M. Chaudhari, and G. Joshi, "Rateless codes for near-perfect load balancing in distributed matrix-vector multiplication," *arXiv preprint arXiv:1804.10331*, 2018.
- [14] T. Baharav, K. Lee, O. Ocal, and K. Ramchandran, "Straggler-proofing massive-scale distributed matrix multiplication with d -dimensional product codes," in *IEEE International Symposium on Information Theory (ISIT)*, pp. 1993–1997, 2018.
- [15] S. Wang, J. Liu, and N. Shroff, "Coded sparse matrix multiplication," *arXiv preprint arXiv:1802.03430*, 2018.
- [16] Q. Yu, M. Maddah-Ali, and S. Avestimehr, "Polynomial codes: an optimal design for high-dimensional coded matrix multiplication," in *Advances in Neural Information Processing Systems (NIPS)*, pp. 4403–4413, 2017.
- [17] S. Li, M. A. Maddah-Ali, Q. Yu, and A. S. Avestimehr, "A fundamental tradeoff between computation and communication in distributed computing," *IEEE Transactions on Information Theory*, vol. 64, no. 1, pp. 109–128, 2018.
- [18] Q. Yu, M. A. Maddah-Ali, and A. S. Avestimehr, "Straggler mitigation in distributed matrix multiplication: Fundamental limits and optimal coding," *IEEE Transactions on Information Theory*, vol. 66, no. 3, pp. 1920–1933, 2020.
- [19] M. Fahim, H. Jeong, F. Haddadpour, S. Dutta, V. Cadambe, and P. Grover, "On the optimal recovery threshold of coded matrix multiplication," in *55th Annual Allerton Conference on Communication, Control, and Computing*, pp. 1264–1270, 2017.
- [20] Y. Keshtkarjahromi, Y. Xing, and H. Seferoglu, "Dynamic heterogeneity-aware coded cooperative computation at the edge," *arXiv preprint, rXiv:1801.04357v3*, 2018.
- [21] H. A. Nodehi and M. A. Maddah-Ali, "Secure coded multi-party computation for massive matrix operations," *arXiv preprint arXiv:1908.04255*, 2019.
- [22] A. Behrouzi-Far and E. Soljanin, "Efficient replication for straggler mitigation in distributed computing," *arXiv preprint arXiv:2006.02318*, 2020.
- [23] P. Peng, E. Soljanin, and P. Whiting, "Diversity vs. parallelism in distributed computing with redundancy," in *IEEE International Symposium on Information Theory (ISIT)*, pp. 257–262, 2020.
- [24] S. Wang, J. Liu, and N. Shroff, "Coded sparse matrix multiplication," in *Proceedings of the 35th International Conference on Machine Learning (J. Dy and A. Krause, eds.)*, vol. 80 of *Proceedings of Machine Learning Research*, (Stockholmsmässan, Stockholm Sweden), pp. 5152–5160, PMLR, 10–15 Jul 2018.
- [25] A. Severinson, A. Graell i Amat, and E. Rosnes, "Block-diagonal and LT codes for distributed computing with straggling servers," *IEEE Transactions on Communications*, vol. 67, no. 3, pp. 1739–1753, 2019.
- [26] R. Bitar, P. Parag, and S. El Rouayheb, "Minimizing latency for secure coded computing using secret sharing via Staircase codes," *IEEE Transactions on Communications*, 2020.
- [27] R. Bitar, Y. Xing, Y. Keshtkarjahromi, V. Dasari, S. El Rouayheb, and H. Seferoglu, "Private and rateless adaptive coded matrix-vector multiplication," *arXiv preprint arXiv:1909.12611*, 2019.
- [28] H. Yang and J. Lee, "Secure distributed computing with straggling servers using polynomial codes," *IEEE Transactions on Information Forensics and Security*, vol. 14, no. 1, pp. 141–150, 2018.
- [29] R. G. D'Oliveira, S. El Rouayheb, and D. Karpuk, "GASP codes for secure distributed matrix multiplication," *IEEE Transactions on Information Theory*, vol. 66, no. 7, pp. 4038–4050, 2020.
- [30] W.-T. Chang and R. Tandon, "On the capacity of secure distributed matrix multiplication," in *2018 IEEE Global Communications Conference (GLOBECOM)*, pp. 1–6, IEEE, 2018.
- [31] J. Kakar, S. Ebadifar, and A. Sezgin, "Rate-efficiency and straggler-robustness through partition in distributed two-sided secure matrix computation," *arXiv preprint arXiv:1810.13006*, 2018.
- [32] Q. Yu, S. Li, N. Raviv, S. M. M. Kalan, M. Soltanolkotabi, and S. A. Avestimehr, "Lagrange coded computing: Optimal design for resiliency, security, and privacy," in *The 22nd International Conference on Artificial Intelligence and Statistics (AISTATS)*, pp. 1215–1225, 2019.
- [33] Q. Yu and A. S. Avestimehr, "Entangled polynomial codes for secure, private, and batch distributed matrix multiplication: Breaking the "cubic" barrier," *arXiv preprint arXiv:2001.05101*, 2020.
- [34] M. Kim and J. Lee, "Private secure coded computation," in *IEEE International Symposium on Information Theory (ISIT)*, pp. 1097–1101, 2019.
- [35] J. Kakar, S. Ebadifar, and A. Sezgin, "On the capacity and straggler-robustness of distributed secure matrix multiplication," *IEEE Access*, vol. 7, pp. 45783–45799, 2019.
- [36] M. Aliasgari, O. Simeone, and J. Kliewer, "Private and secure distributed matrix multiplication with flexible communication load," *IEEE Transactions on Information Forensics and Security*, vol. 15, pp. 2722–2734, 2020.

- [37] Z. Jia and S. A. Jafar, "Cross subspace alignment codes for coded distributed batch matrix multiplication," *arXiv preprint arXiv:1909.13873*, 2019.
- [38] N. Mital, C. Ling, and D. Gunduz, "Secure distributed matrix computation with discrete fourier transform," *arXiv preprint arXiv:2007.03972*, 2020.
- [39] J. Kakar, A. Khristoforov, S. Ebadifar, and A. Sezgin, "Uplink cost adjustable schemes in secure distributed matrix multiplication," in *IEEE International Symposium on Information Theory (ISIT)*, pp. 1124–1129, IEEE, 2020.
- [40] R. G. D'Oliveira, S. El Rouayheb, D. Heinlein, and D. Karpuk, "Notes on communication and computation in secure distributed matrix multiplication," *arXiv preprint arXiv:2001.05568*, 2020.
- [41] G. Liang and U. C. Kozat, "TOFEC: Achieving optimal throughput-delay trade-off of cloud storage using erasure codes," in *IEEE International Conference on Computer Communications (INFOCOM)*, pp. 826–834, 2014.
- [42] G. R. D'Oliveira, S. El Rouayheb, D. Heinlein, and D. Karpuk, "Degree tables for secure distributed matrix multiplication," in *IEEE Information Theory Workshop (ITW)*, pp. 1–5, IEEE, 2019.
- [43] A. Rényi, "On the theory of order statistics," *Acta Mathematica Academiae Scientiarum Hungarica*, vol. 4, no. 3-4, pp. 191–231, 1953.
- [44] S. S. Gupta, "Order statistics from the gamma distribution," *Technometrics*, vol. 2, no. 2, pp. 243–262, 1960.

APPENDIX A PROOF OF PRIVACY

We want to prove that RPM3 maintains information theoretic privacy of the master's data. We prove that at any given round t , the tasks sent to the workers do not reveal any information about the input matrices \mathbf{A} and \mathbf{B} . This is sufficient since the random matrices generated at every round are drawn independently and uniformly at random. In other words, if the workers do not obtain any information about \mathbf{A} and \mathbf{B} at any given round, then the workers obtain no information about \mathbf{A} and \mathbf{B} throughout the whole process.

Recall that we define $\mathcal{W}_{i,t}$ as the set of random variables representing the tasks sent to worker w_i at round t . In addition, for a set $\mathcal{A} \subseteq [n]$ we define $\mathcal{W}_{\mathcal{A},t}$ as the set of random variables representing the tasks sent to the workers indexed by \mathcal{A} at round t , i.e., $\mathcal{W}_{\mathcal{A},t} \triangleq \{\mathcal{W}_{i,t} | i \in \mathcal{A}\}$. The privacy constraint is then expressed as

$$I(\mathbf{A}, \mathbf{B}; \mathcal{W}_{\mathcal{Z},t}) = 0, \forall \mathcal{Z} \subseteq [n], \text{ s.t. } |\mathcal{Z}| = z.$$

We start by proving the privacy constraint for \mathbf{A} . For a set $\mathcal{A} \subseteq [n]$, let $\mathcal{F}_{\mathcal{A},t}$ be the set of random variables representing the evaluations of $f_t^{(u)}(x)$ sent to workers indexed by the set \mathcal{A} at round t . We want to prove

$$I(\mathbf{A}; \mathcal{F}_{\mathcal{Z},t}) = 0, \forall \mathcal{Z} \subseteq [n], \text{ s.t. } |\mathcal{Z}| = z.$$

Proving the satisfaction of the privacy constraint for \mathbf{B} follows the same steps and is omitted.

Let \mathcal{K} be the set of random variable presenting the random matrices $\mathbf{R}_{t,1}, \dots, \mathbf{R}_{t,z}$ generated by the master at round t . We start by showing that proving the privacy constraint is equivalent to proving that $H(\mathcal{K} | \mathcal{F}_{\mathcal{Z},t}, \mathbf{A}) = 0$ for all $\mathcal{Z} \subseteq [n], |\mathcal{Z}| = z$. To that end we write,

$$H(\mathbf{A} | \mathcal{F}_{\mathcal{Z}}) = H(\mathbf{A}) - H(\mathcal{F}_{\mathcal{Z}}) + H(\mathcal{F}_{\mathcal{Z}} | \mathbf{A}) \tag{31}$$

$$\begin{aligned} &= H(\mathbf{A}) - H(\mathcal{F}_{\mathcal{Z}}) + H(\mathcal{F}_{\mathcal{Z}} | \mathbf{A}) \\ &\quad - H(\mathcal{F}_{\mathcal{Z}} | \mathbf{A}, \mathcal{K}) \end{aligned} \tag{32}$$

$$\begin{aligned} &= H(\mathbf{A}) - H(\mathcal{F}_{\mathcal{Z}}) + I(\mathcal{F}_{\mathcal{Z}}; \mathcal{K} | \mathbf{A}) \\ &= H(\mathbf{A}) - H(\mathcal{F}_{\mathcal{Z}}) + H(\mathcal{K} | \mathbf{A}) - H(\mathcal{K} | \mathcal{F}_{\mathcal{Z}}, \mathbf{A}) \\ &= H(\mathbf{A}) - H(\mathcal{F}_{\mathcal{Z}}) + H(\mathcal{K}) - H(\mathcal{K} | \mathcal{F}_{\mathcal{Z}}, \mathbf{A}) \end{aligned} \tag{33}$$

$$= H(\mathbf{A}) - H(\mathcal{K} | \mathcal{F}_{\mathcal{Z}}, \mathbf{A}). \tag{34}$$

Equation (32) follows because $H(\mathcal{F}_{\mathcal{Z}} | \mathbf{A}, \mathcal{K}) = 0$, i.e., the tasks sent to the workers are a function of the matrix \mathbf{A} and the random matrices $\mathbf{R}_{t,1}, \dots, \mathbf{R}_{t,z}$ which is true by construction. In (33) we use the fact that the random matrices $\mathbf{R}_{t,1}, \dots, \mathbf{R}_{t,z}$ are chosen independently from \mathbf{A} , i.e., $H(\mathcal{K} | \mathbf{A}) = H(\mathcal{K})$. Equation (34) follows because for any collection of z workers, the master assigns z tasks each of which has the same dimension as $\mathbf{R}_{t,\delta}$, $\delta \in \{1, \dots, z\}$. In addition, all matrices $\mathbf{R}_{t,1}, \dots, \mathbf{R}_{t,z}$ are chosen independently and uniformly at random; hence, $H(\mathcal{F}_{\mathcal{Z}}) = H(\mathcal{K})$.

Therefore, since the entropy $H(\cdot)$ is positive, proving that $H(\mathbf{A} | \mathcal{F}_{\mathcal{Z}}) = H(\mathbf{A})$ is equivalent to proving that $H(\mathcal{K} | \mathcal{F}_{\mathcal{Z}}, \mathbf{A}) = 0$.

The explanation of $H(\mathcal{K} | \mathcal{F}_{\mathcal{Z}}, \mathbf{A}) = 0$ is that given the matrix \mathbf{A} and all the tasks received at round t , any collection of z workers can obtain the value of the matrices $\mathbf{R}_{t,1}, \dots, \mathbf{R}_{t,z}$.

This follows immediately from the use of Lagrange polynomials and setting the random matrices as the first z coefficients. More precisely, given the data matrix as side information, the tasks sent to any collection of z workers become the evaluations of a Lagrange polynomial of degree $z - 1$ whose coefficients are the random matrices $\mathbf{R}_{t,1}, \dots, \mathbf{R}_{t,z}$. Thus, the workers can interpolate that polynomial and obtain the random matrices. Therefore, by repeating the same calculations for \mathbf{B} , we show that information theoretic privacy of the input matrices is guaranteed.

APPENDIX B
PROOFS FOR THE MEAN WAITING TIME

Proof of Theorem 2: In this model we assume that for a given worker w_i in cluster u , the random variable T_u^i follows a shifted exponential distribution with shift $s_u\tau_u/mk$ and rate $\lambda_u mk/\tau_u$. In the following we shall focus on T_u since T_u^i depends only on the identity of the cluster u and is the same for all workers in this cluster.

We can write the pdf of T_u as

$$\Pr_{T_u}(x) = \begin{cases} 0 & \text{if } x < \frac{s_u\tau_u}{mk} \\ \frac{\lambda_u mk}{\tau_u} \exp\left(\lambda_u s_u - \frac{\lambda_u mk}{\tau_u} x\right) & \text{otherwise.} \end{cases}$$

Remark 5. It is worth noting that by coupling RPM3 with a mechanism like the one proposed in [20], we can reduce the shift of T_u to s_u/mk by allowing the master to send computational tasks to the workers while they are busy computing other tasks and also allowing the workers to send results of the previous task to the master while computing a new task. Thus absorbing the delays of communicating every task to and from the workers except for the delays of sending the first task and receiving the last task. In our analysis we do not assume the use of such mechanism.

Let $\mathbb{1}_{\{x \geq \frac{s_u\tau_u}{mk}\}}$ be the indicator function that is equal to 1 when $x \geq s_u\tau_u/mk$ and is equal to 0 otherwise. The cumulative density function $F_{T_u}(x) \triangleq \Pr(T_u < x)$ of T_u can then be expressed as

$$F_{T_u}(x) = \left(1 - e^{(\lambda_u s_u - \frac{\lambda_u mk}{\tau_u} x)}\right) \mathbb{1}_{\{x \geq \frac{s_u\tau_u}{mk}\}}.$$

The random variable T_u^* is the maximum of n_u iid copies of T_u . Hence, we can write

$$F_{T_u^*}(x) = \left(\left(1 - e^{(\lambda_u s_u - \frac{\lambda_u mk}{\tau_u} x)}\right) \mathbb{1}_{\{x \geq \frac{s_u\tau_u}{mk}\}}\right)^{n_u}.$$

Recall that $T_{RPM3} = \max_{u \in \{1, \dots, c\}} T_u^*$ is the maximum of c independent random variables. Therefore, we can write

$$\begin{aligned} F_{T_{RPM3}}(x) &= \Pr(T_{RPM3} < x) \\ &= \Pr(T_1^* < x) \Pr(T_2^* < x) \cdots \Pr(T_c^* < x) \\ &= \prod_{u=1}^c \left(\left(1 - e^{(\lambda_u s_u - \frac{\lambda_u mk}{\tau_u} x)}\right) \mathbb{1}_{\{x \geq \frac{s_u\tau_u}{mk}\}}\right)^{n_u}. \end{aligned}$$

Define $s_m \triangleq \max_u s_u\tau_u$ and $t_m \triangleq \lambda_u s_u$. We consider $\bar{F}_{T_{RPM3}}(x) \triangleq 1 - F_{T_{RPM3}}(x)$ and find a bound on $\bar{F}_{T_{RPM3}}(x)$ as follows

$$\begin{aligned} \bar{F}_{T_{RPM3}}(x) &= \Pr(T_{RPM3} > x) \\ &= 1 - \Pr(T_{RPM3} < x) \\ &= 1 - \Pr(T_1^* < x) \Pr(T_2^* < x) \cdots \Pr(T_c^* < x). \end{aligned}$$

To obtain a non-trivial lower bound on $\bar{F}_{T_{RPM3}}(x)$, we consider $x \geq s_m/mk$ and bound from below each term in the product $\prod_{u=1}^c \Pr(T_u^* < x)$ by

$$\Pr(T_u^* < x) \geq \left(1 - e^{(t_m - \frac{\lambda_{u^*} mk}{\tau_{u^*}} x)}\right).$$

The bound is obtained by maximizing the exponent of e in $F_{T_u}(x)$ because $t_m - \lambda_{u^*}/\tau_{u^*} mkx \leq 0$. To see that, recall that $s_m = \max_u s_u\tau_u$. Let $s_m = s_{u_1}\tau_{u_1}$ we can write

$$\begin{aligned} x &\geq \frac{s_{u_1}\tau_{u_1}}{mk} = \frac{\lambda_{u^*} s_{u_1}\tau_{u_1}}{\lambda_{u^*} mk} \\ &= \frac{\lambda_u s_u}{mk} \frac{\tau_{u_1}}{\lambda_{u^*}} \geq \frac{\lambda_u s_u}{mk} \frac{\tau_{u^*}}{\lambda_{u^*}}. \end{aligned}$$

Let $F_X(x) \triangleq 1 - e^{(t_m - \frac{\lambda_{u^*} mk}{\tau_{u^*}} x)}$, we can write

$$F_{T_{RPM3}}(x) \geq F_X(x)^n.$$

Notice that $F_X(x)$ is the cumulative distribution function (CDF) of a random variable following a shifted exponential distribution with shift s_m/km and rate $\lambda_{u^*} km/\tau_{u^*}$. Given n iid random variables X_1, \dots, X_n , we let $X_{(1)} \leq X_{(2)} \leq \dots \leq X_{(n)}$

be the ordered values of the X_i 's (known as ordered statistics). With this notation, $F_{\text{TRPM3}}(x)$ is bounded by the distribution of the n^{th} ordered statistic of n random variables following a shifted exponential distribution, i.e., we have $F_X(x)^n = F_{X_{(n)}}(x)$.

It follows that

$$\begin{aligned}\mathbb{E}[\text{TRPM3}] &= \int_0^\infty \text{Pr}(\text{TRPM3} > x) dx \\ &= \int_0^\infty (1 - F_{\text{TRPM3}}(x)) dx \\ &\leq \int_0^\infty (1 - F_X(x)^n) dx \\ &= \int_0^\infty (1 - F_{X_{(n)}}(x)) dx \\ &= \mathbb{E}[X_{(n)}].\end{aligned}\tag{35}$$

Next we obtain a bound on $\mathbb{E}[X_{(n)}]$ the mean of $X_{(n)}$. We express X as

$$X = \frac{sm}{km} + X',$$

where X' is a random variable following an exponential distribution with rate $\lambda_{u^*} km / \tau_{u^*}$. The following equations hold

$$F_X(x) = F_{X'}\left(x - \frac{sm}{km}\right), \quad \forall x \geq \frac{sm}{km},\tag{36}$$

$$\mathbb{E}[X] = \frac{sm}{km} + \mathbb{E}[X'].\tag{37}$$

We use the following Theorem from Renyi [43] to compute $\mathbb{E}[X']$.

Theorem (Renyi [43]). *The d^{th} order statistic $X'_{(d)}$ of n iid exponential random variables X'_i is equal to the following random variable in the distribution*

$$X'_{(d)} \triangleq \sum_{j=1}^d \frac{X'_j}{n-j+1}.$$

Using Renyi's theorem, the mean of the d^{th} order statistic $\mathbb{E}[X'_{(d)}]$ can be written as

$$\mathbb{E}[X'_{(d)}] = \mathbb{E}[X'_j] \sum_{j=0}^{d-1} \frac{1}{n-j} = \frac{(H_n - H_{n-d})\tau_{u^*}}{\lambda_{u^*} mk},$$

where H_n is the n^{th} harmonic sum defined as $H_n \triangleq \sum_{i=1}^n \frac{1}{i}$, with the notation $H_0 \triangleq 0$. In particular,

$$\mathbb{E}[X_{(n)}] = \frac{H_n \tau_{u^*}}{\lambda_{u^*} mk}.\tag{38}$$

Combining the results of (35), (37) and (38) we have

$$\mathbb{E}[\text{TRPM3}] \leq \frac{sm}{km} + \frac{H_n \tau_{u^*}}{\lambda_{u^*} mk}.$$

Under the assumption that $\lambda_u s_u$ is a fixed constant t_m , i.e., $s_u = t_m / \lambda_u$, the value u^* of u that maximizes $s_u \tau_u = \tau_u t_m / \lambda_u$ is the same as the value of that minimizes the ratio $\lambda_u \tau_u$. Thus, we can write $s_m = s_{u^*} \tau_{u^*} = t_m \tau_{u^*} / \lambda_{u^*}$. This concludes the proof. ■

Proof of Corollary 2: We only provide a sketch of the proof because the detailed steps are similar to steps of the proof of Theorem 2. We first bound $F_{\text{TL}}(x)$ from above by $F_X(x)^{n-n_s}$ where X is a shifted exponential random variable with rate $\frac{\lambda_1}{mk} \left\lceil \frac{m}{m_I} \right\rceil \left\lceil \frac{k}{k_I} \right\rceil$ and shift $\frac{s_1}{mk} \left\lceil \frac{m}{m_I} \right\rceil \left\lceil \frac{k}{k_I} \right\rceil$. This is the $n - n_s$ ordered statistic of n iid random variable following the shifted exponential distribution. We use Renyi's theorem and the inequality $\left\lceil \frac{m}{m_I} \right\rceil \left\lceil \frac{k}{k_I} \right\rceil \geq \frac{mk}{m_I k_I}$ and the rest follows. ■

Proof of Theorem 3: In this model the random variable T_u (the time spent by a worker in cluster u to compute τ_u tasks) is the sum of τ_u iid random variables following the shifted exponential distribution with rate $\lambda_u mk$ and shift s_u / mk . Thus, T_u is a random variable following a shifted Erlang distribution.

The CDF $F_{T_u}(x)$ of T_u is equal to 0 if $x < s_u/mk$ and is expressed as follows otherwise.

$$\begin{aligned} F_{T_u}(x) &= 1 - \sum_{j=0}^{\tau_u-1} \frac{e^{-\lambda_u km(x - s_u/mk)}}{j!} \left(\lambda_u km(x - \frac{s_u}{km})^j \right) \\ &= 1 - \sum_{j=0}^{\tau_u-1} \frac{e^{\lambda_u s_u - \lambda_u kmx}}{j!} (\lambda_u kmx - \lambda_u s_u)^j. \end{aligned}$$

Again, the random variable T_u^* (the time spent by all the workers of cluster u to compute τ_u tasks) is the maximum of n_u iid copies of T_u . Hence, we have $F_{T_u^*}(x) = 0$ for $x < s_u/km$ and for $x \geq s_u/km$ we have

$$F_{T_u^*}(x) = \left(1 - \sum_{j=0}^{\tau_u-1} \frac{e^{\lambda_u s_u - \lambda_u kmx}}{j!} (\lambda_u kmx - \lambda_u s_u)^j \right)^{n_u}.$$

Similarly to the flow of the proof of Theorem 2, we want to bound the mean waiting time of the master. We first have the following set of inequalities.

$$\begin{aligned} \mathbb{E}[T_{RPM3}] &= \int_0^\infty \Pr(T_{RPM3} > x) dx \\ &= \int_0^\infty (1 - \Pr(T_{RPM3} < x)) dx \\ &= \frac{s_m}{km} + \int_{\frac{s_m}{km}}^\infty \left(1 - \prod_{u=1}^c F_{T_u^*}(x) \right) dx \\ &= \frac{s_m}{km} + \int_{\frac{s_m}{km}}^\infty \left(1 - \prod_{u=1}^c F_{T_u}(x)^{n_u} \right) dx. \end{aligned} \tag{39}$$

$$\tag{40}$$

Next, we bound $F_{T_u}(x)$ from below for all values of $u \in [c]$. Since all the terms in the summation in F_{T_u} are positive, we can write

$$F_{T_u}(x) \geq 1 - \sum_{j=0}^{\tau_{\max}-1} \frac{e^{\lambda_u s_u - \lambda_u kmx}}{j!} (\lambda_u kmx - \lambda_u s_u)^j.$$

Taking the derivative of $\frac{e^{\lambda_u s_u - \lambda_u kmx}}{j!} (\lambda_u kmx - \lambda_u s_u)^j$ with respect to λ_u , we see that this function is decreasing in λ_u . We can now bound $F_{T_u}(x)$ as

$$F_{T_u}(x) \geq 1 - \sum_{j=0}^{\tau_{\max}-1} \frac{e^{\lambda_c s_u - \lambda_c kmx}}{j!} (\lambda_c kmx - \lambda_c s_u)^j. \tag{41}$$

Let $F_{max}(x) \triangleq 1 - \sum_{j=0}^{\tau_{\max}-1} \frac{e^{\lambda_c s_u - \lambda_c kmx}}{j!} (\lambda_c kmx - \lambda_c s_u)^j$. Combining (40) and (41) we can bound the mean waiting time from above by

$$\begin{aligned} \mathbb{E}[T_{RPM3}] &\leq \frac{s_m}{km} + \int_{\frac{s_m}{km}}^\infty \left(1 - \prod_{u=1}^c (F_{max}(x))^{n_u} \right) dx \\ &= \frac{s_m}{km} + \int_{\frac{s_m}{km}}^\infty (1 - (F_{max}(x))^n) dx. \end{aligned}$$

Notice that $F_{max}(x)$ is the cumulative density function of an Erlang distribution with shape τ_{max} (i.e. sum of τ_{max} iid exponential random variables) and rate λ_c . Hence, the mean waiting time of the master when using RPM3 is bounded by the mean of the n^{th} order statistic of n Erlang random variables. Using the derivation from [44] we can bound the mean waiting time as in the statement of the theorem. \blacksquare

APPENDIX C ALGORITHMS

We summarize the encoding process of RPM3 in the following four algorithms. We consider the clustering of the workers (result of Algorithm 4) as global knowledge for all the provided algorithms. The coordinator (Algorithm 1) takes as input the numbers of clusters and keeps track of the workers. More precisely, when any worker is idle, the coordinator calls the Encode function (Algorithm 3) to generate a new task. The encoder in Algorithm 3 takes as input the round, the cluster in which the

idle worker is located. The encoder needs to know if the idle worker is the first worker of this cluster starting this round. If so, the master creates a fresh polynomial pair and sends an evaluation to the workers. Only for the first round, the clustering in the encoding does not play a role. This holds because at the first round one polynomial pair is generated for all the workers. The coordinator checks at real-time if the idle worker is the last worker of its cluster to respond. In this case, the coordinator calls the interpolation algorithm. Algorithm 2 provides the Fountain-coded matrices. To do so, it requires the index of the cluster at hand and the considered round. If it is the first cluster of the considered round, the algorithm interpolates the polynomial $h_t^{(1)}(x)$ and saves the z shared evaluations that are used in the interpolation of the other clusters. Otherwise, the interpolation algorithm extracts the z shared evaluations from the memory and interpolates the polynomial. The coordinator collects all the Fountain-coded matrices obtained from the interpolation and saves them in a list. When enough Fountain-coded matrices are collected, the coordinator runs the peeling decoder to obtain all mk components of the multiplication C successfully.

A. Scheduler

Algorithm 1: Coordinator

Input : n workers
Result: $\mathbf{A}_1\mathbf{B}_1, \dots, \mathbf{A}_m\mathbf{B}_k$

```

Inter  $\leftarrow \square$  ; // storage for Fountain-coded matrices
counter  $\leftarrow 0$  ; // nb of coded matrices collected
 $t_1, t_2, \dots, t_n \leftarrow 1$  ; // put all workers to round 1
Encode ( $t = 1, n_t = n, u = c$ ) ; // encode for all the workers
Clustering( $n$  tasks,  $\Delta, z$ ) ; // Cluster the workers and make it global
 $i \leftarrow 1$  ; // auxiliary variable representing worker  $w_i$ 
 $n_t(1), \dots, n_t(c) \leftarrow 0$  ; // nb of workers in cluster  $u$  at round  $t$ 
while counter  $\leq mk(1 + \varepsilon)$  do
  if worker  $i$  is ready then
     $t_i \leftarrow$  extract number of packets computed by this worker so far;
     $n_{t_i}(u') = n_{t_i}(u') + 1$  ;
    if  $n_{t_i} = n_{u'}$  then
      Inter  $\leftarrow$  [Inter; Interpolate( $n_{t_i}(u'), u'$ )] ;
      counter = counter +  $d_{u'}$  ;
    end
     $t_i = t_i + 1$ ;
    Encode( $i, t_i$ ) ;
  else
     $i = i + 1 \pmod n$  ; // Check the next worker
  end
end
 $\mathbf{A}_1\mathbf{B}_1, \dots, \mathbf{A}_m\mathbf{B}_k \leftarrow$  Peeling_decoder(Inter) as in [12] ;

```

B. Interpolation

Algorithm 2: Interpolate

Input : u
Result: Fountain-coded matrices $\tilde{\mathbf{A}}\tilde{\mathbf{B}}$

```

if  $u = 1$  then
  // first cluster finished computing
  interpolate  $h_t^{(1)}(x)$  using  $2d_1 + 2z - 1$  evaluations ;
  save  $h_t^{(1)}(\alpha_1), \dots, h_t^{(1)}(\alpha_z)$  in the memory as  $z$  common evaluations;
else
  // cluster  $u \neq 1$  finished computing
  extract  $z$  common evaluations for round  $t$  from the memory ;
  interpolate  $h_t^{(u)}$  using  $2d_u + z - 1$  and  $z$  common evaluations ;
end
return  $h_t^{(u)}(\alpha_{z+1}), \dots, h_t^{(u)}(\alpha_{z+d_u})$ ;

```

C. Encoding

Algorithm 3: Encode

Input : t, n_t, u
Result: Tasks for the idle workers

```

if  $t = 1$  then
    generate  $z$  random matrices  $\mathbf{R}_1, \mathbf{S}_1$  ;
    encode  $\sum_{u=1}^c d_u$  Fountain-coded matrices  $\tilde{\mathbf{A}}, \tilde{\mathbf{B}}$  ;
    construct  $c$  polynomial-pairs  $f_1^{(u)}(x), g_1^{(u)}(x)$  as in (3), (4) ;
    pick carefully distinct  $\beta_1, \dots, \beta_n$  elements from  $\mathbb{F}_q$  ;
    return  $n$  evaluations  $f_1^{(1)}(\beta_i), g_1^{(1)}(\beta_i)$ 
else
    if  $n_t(u) = 1$  then
        if  $u = 1$  then
            // the first worker at round  $t$ 
            generate  $z$  random matrices  $\mathbf{R}_t, \mathbf{S}_t$  ;
            encode  $d_1$  Fountain-coded matrices  $\tilde{\mathbf{A}}, \tilde{\mathbf{B}}$  ;
            construct a polynomial-pair  $f_t^{(1)}(x), g_t^{(1)}(x)$  ;
            send an evaluation to worker  $i$ ,  $f_t^{(1)}(\beta_i), g_t^{(1)}(\beta_i)$  ;
        else
            // the first worker of non-first cluster at round  $t$ 
            encode  $d_u$  Fountain-coded matrices  $\tilde{\mathbf{A}}, \tilde{\mathbf{B}}$  ;
            extract  $\mathbf{R}_t, \mathbf{S}_t$  from the memory ;
            construct a polynomial-pair  $f_t^{(u)}(x), g_t^{(u)}(x)$  ;
            send to worker  $i$  an evaluation  $f_t^{(u)}(\beta_i), g_t^{(u)}(\beta_i)$  ;
        end
    else
        // non-first worker of any cluster
        extract the polynomial-pair  $f_t^{(u)}(x), g_t^{(u)}(x)$  from the memory ;
        send  $f_t^{(u)}(\beta_i), g_t^{(u)}(\beta_i)$  to worker  $i$  ;
    end
end

```

D. Clustering

Algorithm 4: Clustering**Input :** n idle workers and n tasks, Δ, z **Result:** c, n_1, \dots, n_c Send n tasks to n workers ; $\text{non_assigned} \leftarrow n$; // nb of workers not assigned $u \leftarrow 1$; // indexing of the clusters $n_1 \leftarrow 0$; // nb of workers in the first cluster**while** $\text{non_assigned} \geq z + 1$ **do** $\text{stop} \leftarrow \text{False}$; // stopping criterion **while** *not* stop **do** **if** *any worker* w_i *completed the task* **then** $n_u = n_u + 1$; **if** $n_u = 1$ **then** $\text{start_time} \leftarrow \text{get_current_time}()$; // time when first worker of cluster u finished computing **end** $\text{non_assigned} = \text{non_assigned} - 1$; **if** $u = 1$ **then** $\text{stop} = (n_1 \geq 2z - 1)$ *and* $\text{get_current_time}() - \text{start_time} \geq \Delta$ **else** $\text{stop} = (n_u \geq z + 1)$ *and* $\text{get_current_time}() - \text{start_time} \geq \Delta$ **end** **end** **end** $u = u + 1$; $n_u \leftarrow 0$;**end** $c = u - 1$; // nb of clusters $n_c = n_c + \text{non_assigned}$; $\text{non_assigned} = 0$;**return** c, n_1, \dots, n_c ;