

# Electronic structure calculations with interpolating tensor product wavelet basis

Tommi Höynälänmaa\* and Tapio T. Rantala †  
Computational Physics,  
P. O. Box 692, FI-33014 Tampere University, Finland

February 28, 2025

## Abstract

We introduce a basis set consisting of three-dimensional Deslauriers–Dubuc wavelets and numerically solve the Schrödinger equations of H and He atoms and molecules  $\text{H}_2$ ,  $\text{H}_2^+$ , and LiH with Hartree–Fock and DFT methods. We also compute the  $2s$  and  $2p$  excited states of hydrogen. The Coulomb singularity at the nucleus is handled by using a pseudopotential. The eigenvalue problem is solved with Arnoldi and Lanczos methods, Poisson equation with GMRES and CGNR methods, and matrix elements are computed using the biorthogonality relations of the interpolating wavelets. Performance is compared with those of CCCBDB and BigDFT.

## 1 Introduction

Standard approaches to assess properties of atoms, molecules and models of nanostructures in quantum chemistry are Hartree–Fock (HF) and Density Functional Theory (DFT). Both of these invoke numerical solutions of the Schrödinger differential equation of the many-body system of electrons. Thus, controlled approximations are inevitable and practical numerical algorithms are necessary.

Vast majority of the algorithms are based on finding the solutions or orbitals as series expansion of basis functions, the basis set. A finite basis set leads to the Roothaan–Hall equations, a generalized matrix eigenvalue problem. Gaussian type basis functions are the most popular, due to their advantageous analytical features. Here, we introduce a different type basis set, wavelet functions, point out their advantages and drawbacks, and consider a few test cases and compare their performance with conventional approaches.

Wavelets and related scaling functions are functions generated by translations and dilatations of the so called mother wavelet and mother scaling function. Interpolating wavelets use a mother scaling function satisfying the cardinal interpolating property  $\varphi(k) = \delta_{k,0}$  where  $k$  is an integer. Orthonormal wavelets form an orthonormal basis in function space  $L^2(\mathbb{R})$ . Both of these wavelet types can be generalized to multivariate functions.

---

\*corresponding author; email [tommi.hoynalanmaa@tuni.fi](mailto:tommi.hoynalanmaa@tuni.fi)

†email [tapio.rantala@tuni.fi](mailto:tapio.rantala@tuni.fi)

Studies of wavelets have been active and new ones with various properties have been found during the last tens of years [1, 2]. One-dimensional interpolating wavelets in function space  $C_u(\mathbb{R})$  consisting of bounded and uniformly continuous functions on  $\mathbb{R}$  are defined in Ref. [2]. One-dimensional interpolating wavelets in function space  $C_0(\mathbb{R})$  consisting of functions on  $\mathbb{R}$  vanishing at infinity are defined in Ref. [3]. Deslauriers–Dubuc wavelets have also been discussed in Refs. [4] and [5]. Compactly supported interpolating wavelets have been generalized to multiple dimensions in Refs. [6] and [7]. Fukuda, Kinoshita, and Suzuki [8] have studied unconditional convergence of wavelet expansions. They have shown that uniformly convergent wavelet expansions even for continuous functions do not always converge unconditionally in  $L^\infty(\mathbb{R})$ . Pathak [9] has investigated translation and convolution associated with discrete wavelet transform.

Arias [10] and Engeness and Arias [11] have developed a formalism for electronic structure calculations with interpolating wavelets so that matrix elements of the operators are computed as usual and overlap matrices are used in the matrix form of the Schrödinger equation. Lippert *et al.* [12] introduce a Lagrangian based formalism for the multiresolution analysis (MRA) of electronic structure. Arias [10] uses carbon atom and  $N_2$  molecule as examples. Engeness and Arias [11] use both calcium and aluminum atoms and molecules  $O_2$  and  $H_2O$  as examples.

Fischer and Defranceschi use Daubechies wavelets [1] for computation of hydrogenlike atoms [13]. They have developed an iterative method based on nonstandard operator form of the Schrödinger operator. Their work shows that this method is well suited for computations of hydrogenlike atoms. Fischer and Defranceschi have presented Hartree–Fock equations in an orthonormal wavelet basis [14]. They have also analyzed the Hartree–Fock method with continuous wavelet transform [15] and demonstrated it using the the hydrogenic Schrödinger equation with an iterative solution scheme.

Wei and Chou [16] have used orthonormal wavelets in self-consistent electronic structure calculations within the local-density approximation and demonstrated their method with  $H_2$  and  $O_2$  molecules. Tymczak and Wang [17] have used orthonormal Daubechies wavelets for quantum molecular dynamic simulations and developed a wavelet selection scheme for computations. They used hydrogen atom and  $H_2$  molecule as examples. Their method shows systematic convergence with increasing grid size. Yamaguchi and Mukoyama [18] have carried out electronic structure calculations with the Hartree–Fock method and Meyer wavelets.

Our earlier contribution [19] is use of one-dimensional interpolating wavelets to solve the Hartree–Fock equations in the Central Field Approximation for orbitals of several test case atoms. We were able to derive analytic formulas for all the relevant matrix elements of Hamiltonian and Fock operators. We also developed the Exact Pseudopotential Method [20] for one-dimensional calculations of atoms and applied it to the hydrogen and helium ground states and for some excited states.

Iyengar and Frisch [21] have studied relationship between Gaussian basis sets and wavelets. They use a time-dependent basis function set: Gaussian functions centered at nuclei of the system. When the nuclei move the basis functions move, too. Gaussian functions are an example of *multiwavelets* [22, 23, 21], for which

the  $J$ th level scaling space is decomposed into  $N$  scaling spaces via

$$\dots \mathbf{V}_{J-1}^{(N)} \subset \mathbf{V}_J^{(1)} \subset \mathbf{V}_J^{(2)} \subset \dots \subset \mathbf{V}_J^{(N)} \subset \mathbf{V}_{J+1}^{(1)} \dots \quad (1)$$

Comparative studies of wavelets and Gaussian functions are presented e.g. in [24] and [25].

Han, Cho, and Ihm [26] have developed an all-electron density-functional program using the Mexican hat wavelets. They analyze  $\text{H}_2$ ,  $\text{CO}$ , and  $\text{H}_2\text{O}$  molecules and  $1s$  core-ionized  $\text{C}^*\text{O}$  and  $\text{CO}^*$  molecules. Their method shows very good performance over the plane-wave based methods. Genovese *et al.* [27] and Mohr *et al.* [28] have composed a software package BigDFT that implements the DFT method for quantum physical systems using three-dimensional Daubechies wavelets as a basis function set.

In three dimensional space the number of basis functions may grow relatively large to give sufficient accuracy. Therefore, we do not construct the Hamiltonian matrix explicitly. Instead, we use iterative algorithms in solving the Roothaan–Hall equation, though correspondingly, the computation gets slower in self-consistent iteration of Hartree–Fock or DFT orbitals for many electron systems.

In this paper, we demonstrate evaluation of electronic structure with three-dimensional interpolating tensor product wavelets and use of dual multiresolution analysis in computation of the matrix elements of the various operators. We make calculations for the hydrogen and helium atoms, hydrogen molecule ion, hydrogen molecule, and lithium hydride molecule. Self-consistent iteration and Hartree–Fock and DFT methods are used for many electron systems. Pseudopotentials are used for two different purposes, to handle the Coulomb singularity at nuclei, and also, as frozen-core. We use the data from BigDFT as the reference for our calculations with the interpolating tensor product Deslauriers–Dubuc wavelet basis function set.

From now on, we use atomic units throughout this article ( $e = m_e = \hbar = 4\pi\epsilon_0 = 1$ ). Thus, units for energy and length, “Hartree” and “Bohr” are used and abbreviated as Ha and B. Notations for wavelet basis functions and filters is similar to that in Ref. [6] and computation of matrix elements is similar to that in Ref. [7].

## 2 Solving the Schrödinger Equations

### 2.1 General

Consider a system with  $n$  electrons and  $m$  nuclei, with atomic numbers  $Z_i$  and locations  $\mathbf{R}_i$ . Within the Born–Oppenheimer approximation, dynamics of electrons and nuclei are independent, and then, the wave function separates to two factors, correspondingly. Here, we consider the electronic part, the orbitals, only, and keep the nuclear conformation  $\{\mathbf{R}_i\}$  fixed.

With the fixed nuclear conformation, the Coulomb potential for dynamics of electrons is

$$V_N(\mathbf{r}) = - \sum_{i=1}^m \frac{Z_i}{|\mathbf{r} - \mathbf{R}_i|} \quad (2)$$

and the internuclear repulsion energy

$$E_{\text{R}} = \sum_{i=1}^{m-1} \sum_{j>i}^m \frac{Z_i Z_j}{|\mathbf{R}_i - \mathbf{R}_j|}. \quad (3)$$

For an atom we have  $E_{\text{R}} = 0$ .

Let us denote the orbitals by  $\phi$ , as symbols  $\varphi$  and  $\psi$  are used for scaling functions and wavelets.

If the spacing between grid points is a (usually negative) power of two we can handle this by choosing  $j_{\text{min}}$  in equations (25) and (26) properly. Otherwise we have to make a change of variables  $\mathbf{r} = a\mathbf{r}'$  in the Schrödinger equation. Here one unit in the computation grid corresponds to  $a$  Bohrs.

## 2.2 Single-electron System

The Schrödinger equation of a single electron system is

$$\left(-\frac{1}{2}\nabla^2 + V_{\text{N}}\right)\phi = \varepsilon\phi, \quad (4)$$

where  $\varepsilon$  is the orbital energy and the total energy including nuclear repulsion is

$$E_{\text{total}} = \varepsilon + E_{\text{R}}. \quad (5)$$

The wave equation of a single-electron system is solved by the Implicitly Restarted Arnoldi Method [29, 30]. The Arnoldi method is able to find also other than the lowest eigenvalue.

## 2.3 Hartree–Fock Method

The HF equation for an  $n$  electron system is

$$\left(-\frac{1}{2}\nabla^2 + V_{\text{N}} + V_{\text{H}} + V_{\text{x}}^i\right)\phi_i = \varepsilon_i\phi_i \quad (6)$$

where the Hartree potential is given by

$$V_{\text{H}}(\mathbf{r}) = \int_{\mathbb{R}^3} \rho(\mathbf{r}') \frac{1}{|\mathbf{r} - \mathbf{r}'|} d^3\mathbf{r}' \quad (7)$$

and the charge density by

$$\rho(\mathbf{r}) = \sum_{i=1}^n |\phi_i(\mathbf{r})|^2. \quad (8)$$

The exchange potentials  $V_{\text{x}}^i$ ,  $i = 1, \dots, n$ , are defined in [31, section 2.2] but not needed in our study. For a two electron system with both electrons occupying the same orbital the singlet state HF equation can be written as

$$\left(-\frac{1}{2}\nabla^2 + V_{\text{N}} + \frac{1}{2}V_{\text{H}}\right)\phi_1 = \varepsilon_1\phi_1. \quad (9)$$

The Hartree potential is computed by solving the Poisson equation

$$\nabla^2 V_H = -4\pi\rho \quad (10)$$

numerically.

In case, where there are more than one resolution level in an interpolating wavelet basis the matrix  $L$  of the Laplacian operator is not generally Hermitian so we cannot solve equation (10) directly with the conjugate gradient method. The nonhermiticity arises because our matrix elements are not computed as ordinary inner products between functions. In this case we use one of the following two methods:

- conjugate gradient on the normal equations (CGNR): solve

$$L^T L V_H = -4\pi L^T \rho \quad (11)$$

with the conjugate gradient method.

- the GMRES method [32].

When the basis set consists of a single resolution level we may use ordinary conjugate gradient method to solve (10).

The total energy of a two electron system is

$$E_{\text{total}} = 2\varepsilon_1 - \frac{1}{4} \int_{\mathbb{R}^3} \rho(\mathbf{r}) V_H(\mathbf{r}) d^3\mathbf{r} + E_R. \quad (12)$$

In this paper, we consider restricted Hartree-Fock approach, only.

## 2.4 Density Functional Theory and Local Density Approximation

Suppose that we have a system with  $M$  electronic orbitals whose total wavefunction is  $\Psi$ . The Kohn-Sham equation [33, 31, 34] for the electronic structure is

$$\left( -\frac{1}{2}\nabla^2 + V_N + V_H + V_{xc}[\rho] \right) \phi_i = E_i \phi_i \quad (13)$$

where the charge density is

$$\rho(\mathbf{x}_1) = \sum_{s_1=\pm 1} M \int |\Psi(\mathbf{x}_1, \mathbf{x}_2, \dots, \mathbf{x}_M)|^2 d\mathbf{x}_2 \dots d\mathbf{x}_M \quad (14)$$

and the Hartree potential

$$V_H(\mathbf{r}) = \int_{\mathbb{R}^3} \rho(\mathbf{r}') \frac{1}{|\mathbf{r} - \mathbf{r}'|} d^3\mathbf{r}'. \quad (15)$$

and  $V_{xc}[\rho]$  is the *exchange-correlation potential*. We have

$$V_{xc}[\rho] = V_x[\rho] + V_c[\rho] \quad (16)$$

where  $V_x[\rho]$  is the *exchange potential* and  $V_c[\rho]$  is the *correlation potential*. In this article we set  $V_c[\rho] = 0$ . The exchange-correlation energy is defined by

$$E_{xc}[\rho] = E_x[\rho] + E_c[\rho] \quad (17)$$

where  $E_x[\rho]$  is the *exchange energy* and  $E_c[\rho]$  is the *correlation energy*. In this article we ignore the correlation energy.

Within the Local Density Approximation (LDA) we define

$$E_x[\rho] = \int \rho(\mathbf{r}) \varepsilon_x[\rho](\mathbf{r}) d^3\mathbf{r} \quad (18)$$

where  $\varepsilon_x[\rho](\mathbf{r})$  is the exchange energy per particle of a uniform electron gas at a density of  $\rho$ . It follows from the Kohn-Sham theorem [31, section 3.1] that the exchange potential is

$$V_x[\rho] = \frac{\delta E_x[\rho]}{\delta \rho}. \quad (19)$$

We have

$$E_x[\rho] = -\frac{3}{4} \left( \frac{3}{\pi} \right)^{1/3} \int (\rho(\mathbf{r}))^{4/3} d^3\mathbf{r} \quad (20)$$

and

$$V_x[\rho](\mathbf{r}) = - \left( \frac{3}{\pi} \rho(\mathbf{r}) \right)^{1/3}. \quad (21)$$

The total energy of the system is

$$E_{\text{KS}} = \sum_{i=1}^n E_i - \frac{1}{2} \int \rho(\mathbf{r}) V_{\text{H}}(\mathbf{r}) d^3\mathbf{r} + E_{\text{xc}}[\rho] - \int \rho(\mathbf{r}) V_{\text{xc}}[\rho](\mathbf{r}) d^3\mathbf{r}. \quad (22)$$

The Kohn-Sham equations are solved by a similar self-consistent iteration as the HF equations.

### 3 Three-dimensional Wavelet Basis Set

#### 3.1 The Basis Set

Let  $j_{\min}$  and  $j_{\max}$  be the minimum and maximum resolution levels of the point grid. Let

$$Z_j = \left\{ \frac{k}{2^j} \mid k \in \mathbb{Z} \right\} \quad (23)$$

and

$$V_j = Z_j^3 \quad (24)$$

where  $j \in \mathbb{Z}$ . Define sets  $Q_j$  by

$$Q_{j_{\min}} = V_{j_{\min}} \quad (25)$$

$$Q_j = V_j \setminus V_{j-1} \text{ for } j > j_{\min} \quad (26)$$

The point grid  $G$  shall be some finite subset of  $V_{j_{\max}}$ . We define  $G_j := G \cap Q_j$  for  $j \geq j_{\min}$ . The functions  $\varphi_{j,k}$  and  $\psi_{j,k}$  are scaling functions and wavelets belonging to an interpolating wavelet family. Functions  $\tilde{\varphi}_{j,k}$  and  $\tilde{\psi}_{j,k}$  are dual basis functions of interpolating wavelets.

Define

$$\psi_{s,j,k} := \begin{cases} \varphi_{j,k}; & \text{if } s = 0 \\ \psi_{j,k}; & \text{if } s = 1 \end{cases} \quad (27)$$

$$\tilde{\psi}_{s,j,k} := \begin{cases} \tilde{\varphi}_{j,k}; & \text{if } s = 0 \\ \psi_{j,k}; & \text{if } s = 1 \end{cases} \quad (28)$$

and

$$\eta_{j,k} := \begin{cases} \varphi_{j_{\min},k}; & \text{if } j = j_{\min} \\ \varphi_{j-1,k/2}; & \text{if } j > j_{\min} \text{ and } k \text{ even} \\ \psi_{j-1,(k-1)/2}; & \text{if } j > j_{\min} \text{ and } k \text{ odd} \end{cases} \quad (29)$$

$$\tilde{\eta}_{j,k} := \begin{cases} \tilde{\varphi}_{j_{\min},k}; & \text{if } j = j_{\min} \\ \tilde{\varphi}_{j-1,k/2}; & \text{if } j > j_{\min} \text{ and } k \text{ even} \\ \psi_{j-1,(k-1)/2}; & \text{if } j > j_{\min} \text{ and } k \text{ odd} \end{cases} \quad (30)$$

When  $\alpha \in Q_j$  and  $j \geq j_{\min}$  define

$$\zeta_{\alpha} := \eta_{j,\mathbf{k}[1]} \otimes \eta_{j,\mathbf{k}[2]} \otimes \eta_{j,\mathbf{k}[3]} \quad (31)$$

and

$$\tilde{\zeta}_{\alpha} := \tilde{\eta}_{j,\mathbf{k}[1]} \otimes \tilde{\eta}_{j,\mathbf{k}[2]} \otimes \tilde{\eta}_{j,\mathbf{k}[3]} \quad (32)$$

where  $\mathbf{k} = 2^j \alpha$ . We also define

$$\varphi_{j,\mathbf{k}} := \varphi_{j,\mathbf{k}[1]} \otimes \varphi_{j,\mathbf{k}[2]} \otimes \varphi_{j,\mathbf{k}[3]} \quad (33)$$

where  $j \in \mathbb{Z}$  and  $\mathbf{k} \in \mathbb{Z}^3$ .

We use notation

$$Z(n) := \{k \in \mathbb{Z} : |k| \leq n\} \quad (34)$$

in the definitions of basis functions sets.

### 3.2 Backward and Forward Wavelet Transforms

Let

$$f = \sum_{\alpha \in G} c_{\alpha} \zeta_{\alpha} \quad (35)$$

where  $c_{\alpha} \in \mathbb{R}$  for all  $\alpha \in G$ . Let  $c = (c_{\alpha})_{\alpha \in G}$ . Define  $v = (v_{\alpha})_{\alpha \in G}$  by setting

$$v_{\alpha} = f(\alpha). \quad (36)$$

We define forward wavelet transform  $U$  and backward wavelet transform  $W$  by setting  $U(v) = c$  and  $W(c) = v$ . Mappings  $U$  and  $W$  are linear. We compute the forward wavelet transform  $U$  using an algorithm somewhat similar to [35]. Define matrix  $P^{(j)}$  by

$$P_{\alpha,\beta}^{(j)} = \delta_{\alpha,\beta} \quad (37)$$

where  $\alpha \in G_j$  and  $\beta \in G$  and matrix  $E^{(j)}$  by

$$E_{\alpha,\beta}^{(j)} = \delta_{\alpha,\beta} \quad (38)$$

where  $\alpha \in G$  and  $\beta \in G_j$ . Define

$$W_{\alpha,\beta}^{(j,j')} = \zeta_\beta(\alpha) \quad (39)$$

where  $\alpha \in G_j$  and  $\beta \in G_{j'}$ . We have

$$W = \sum_{j=j_{\min}}^{j_{\max}} \sum_{j'=j_{\min}}^j E^{(j)} W^{(j,j')} P^{(j')}. \quad (40)$$

For forward wavelet transform we have

$$U = \sum_{j=j_{\min}}^{j_{\max}} E^{(j)} U^{(j)} \quad (41)$$

$$U^{(j)} = J^{(j)} \left( P^{(j)} - \sum_{j'=j_{\min}}^{j-1} W^{(j,j')} U^{(j')} \right), \quad (42)$$

$$\begin{aligned} & \text{for } j > j_{\min} \\ U^{(j_{\min})} &= P^{(j_{\min})} \end{aligned} \quad (43)$$

$$J^{(j)} = \left( W^{(j,j)} \right)^{-1} \quad (44)$$

When

$$f = \sum_{\beta \in G_j} c_\beta \zeta_\beta \quad (45)$$

we have

$$c_\alpha = \langle \tilde{\zeta}_\alpha, f \rangle = \left\langle \tilde{\zeta}_\alpha, \sum_{\beta \in G_j} f(\beta) \varphi_{j,2^j\beta} \right\rangle = \sum_{\beta \in G_j} \langle \tilde{\zeta}_\alpha, \varphi_{j,2^j\beta} \rangle f(\beta). \quad (46)$$

Consequently

$$J_{\alpha,\beta}^{(j)} = \langle \tilde{\zeta}_\alpha, \varphi_{j,2^j\beta} \rangle \quad (47)$$

and we do not have to invert matrix  $W^{(j,j)}$ .

An operator representing pointwise multiplication of a function  $f$  by another in the given computation grid is

$$M = UDW \quad (48)$$

where  $D$  is a diagonal matrix with values of the function  $f$  at the grid points in the diagonal. The local pseudopotentials are computed this way.

### 3.3 Matrix Elements of the Laplacian Operator

Laplacian operator

$$\nabla^2 = \frac{\partial^2}{\partial x^2} + \frac{\partial^2}{\partial y^2} + \frac{\partial^2}{\partial z^2} \quad (49)$$



is approximated by linear operator  $L = L^{(x)} + L^{(y)} + L^{(z)}$  where

$$L_{\alpha, \alpha'}^{(x)} = \int_{\mathbb{R}^3} \tilde{\zeta}_\alpha(\mathbf{x}) \frac{\partial^2}{\partial x^2} \zeta_{\alpha'}(\mathbf{x}) d\tau \quad (50)$$

$$L_{\alpha, \alpha'}^{(y)} = \int_{\mathbb{R}^3} \tilde{\zeta}_\alpha(\mathbf{x}) \frac{\partial^2}{\partial y^2} \zeta_{\alpha'}(\mathbf{x}) d\tau \quad (51)$$

$$L_{\alpha, \alpha'}^{(z)} = \int_{\mathbb{R}^3} \tilde{\zeta}_\alpha(\mathbf{x}) \frac{\partial^2}{\partial z^2} \zeta_{\alpha'}(\mathbf{x}) d\tau \quad (52)$$

for  $\alpha, \alpha' \in G$ . Let  $\alpha = 2^{-j}(k_x, k_y, k_z) \in G \cap Q_j$  and  $\alpha' = 2^{-j'}(k'_x, k'_y, k'_z) \in G \cap Q_{j'}$ . We define

$$\iota = \begin{cases} j-1, & \text{if } j > j_{\min} \\ j, & \text{if } j = j_{\min} \end{cases} \quad (53)$$

$$l_x = \begin{cases} \frac{k_x}{2}, & \text{if } k_x \text{ even and } j > j_{\min} \\ \frac{k_x-1}{2}, & \text{if } k_x \text{ odd and } j > j_{\min} \\ k_x, & \text{if } j = j_{\min} \end{cases} \quad (54)$$

$$t_x = \begin{cases} 0, & \text{if } j = j_{\min} \text{ or } j > j_{\min} \text{ and } k_x \text{ even} \\ 1, & \text{if } j > j_{\min} \text{ and } k_x \text{ odd} \end{cases} \quad (55)$$

$$l_y = \begin{cases} \frac{k_y}{2}, & \text{if } k_y \text{ even and } j > j_{\min} \\ \frac{k_y-1}{2}, & \text{if } k_y \text{ odd and } j > j_{\min} \\ k_y, & \text{if } j = j_{\min} \end{cases} \quad (56)$$

$$t_y = \begin{cases} 0, & \text{if } j = j_{\min} \text{ or } j > j_{\min} \text{ and } k_y \text{ even} \\ 1, & \text{if } j > j_{\min} \text{ and } k_y \text{ odd} \end{cases} \quad (57)$$

$$l_z = \begin{cases} \frac{k_z}{2}, & \text{if } k_z \text{ even and } j > j_{\min} \\ \frac{k_z-1}{2}, & \text{if } k_z \text{ odd and } j > j_{\min} \\ k_z, & \text{if } j = j_{\min} \end{cases} \quad (58)$$

$$t_z = \begin{cases} 0, & \text{if } j = j_{\min} \text{ or } j > j_{\min} \text{ and } k_z \text{ even} \\ 1, & \text{if } j > j_{\min} \text{ and } k_z \text{ odd} \end{cases} \quad (59)$$

and similar definitions for  $\iota', l'_x, t'_x, l'_y, t'_y, l'_z$ , and  $t'_z$ . Elements of matrices are computed by

$$L_{\alpha, \alpha'}^{(x)} = \begin{cases} \begin{aligned} &2^{2\iota} a(t_x, t'_x, \iota' - \iota, l'_x - 2^{\iota' - \iota} l_x) \\ &\cdot s(t_y, t'_y, \iota' - \iota, l'_y - 2^{\iota' - \iota} l_y) \\ &\cdot s(t_z, t'_z, \iota' - \iota, l'_z - 2^{\iota' - \iota} l_z), \end{aligned} & \text{if } \iota \leq \iota' \\ \begin{aligned} &2^{2\iota'} a(t_x, t'_x, \iota' - \iota, l_x - 2^{\iota - \iota'} l'_x) \\ &\cdot s(t_y, t'_y, \iota' - \iota, l_y - 2^{\iota - \iota'} l'_y) \\ &\cdot s(t_z, t'_z, \iota' - \iota, l_z - 2^{\iota - \iota'} l'_z), \end{aligned} & \text{if } \iota > \iota' \end{cases} \quad (60)$$

$$L_{\alpha, \alpha'}^{(y)} = \begin{cases} \begin{aligned} &2^{2\iota} s(t_x, t'_x, \iota' - \iota, l'_x - 2^{\iota' - \iota} l_x) \\ &\cdot a(t_y, t'_y, \iota' - \iota, l'_y - 2^{\iota' - \iota} l_y) \\ &\cdot s(t_z, t'_z, \iota' - \iota, l'_z - 2^{\iota' - \iota} l_z), \end{aligned} & \text{if } \iota \leq \iota' \\ \begin{aligned} &2^{2\iota'} s(t_x, t'_x, \iota' - \iota, l_x - 2^{\iota - \iota'} l'_x) \\ &\cdot a(t_y, t'_y, \iota' - \iota, l_y - 2^{\iota - \iota'} l'_y) \\ &\cdot s(t_z, t'_z, \iota' - \iota, l_z - 2^{\iota - \iota'} l'_z), \end{aligned} & \text{if } \iota > \iota' \end{cases} \quad (61)$$

$$L_{\alpha, \alpha'}^{(z)} = \begin{cases} \begin{aligned} &2^{2\iota} s(t_x, t'_x, \iota' - \iota, l'_x - 2^{\iota' - \iota} l_x) \\ &\cdot s(t_y, t'_y, \iota' - \iota, l'_y - 2^{\iota' - \iota} l_y) \\ &\cdot a(t_z, t'_z, \iota' - \iota, l'_z - 2^{\iota' - \iota} l_z), \end{aligned} & \text{if } \iota \leq \iota' \\ \begin{aligned} &2^{2\iota'} s(t_x, t'_x, \iota' - \iota, l_x - 2^{\iota - \iota'} l'_x) \\ &\cdot s(t_y, t'_y, \iota' - \iota, l_y - 2^{\iota - \iota'} l'_y) \\ &\cdot a(t_z, t'_z, \iota' - \iota, l_z - 2^{\iota - \iota'} l'_z), \end{aligned} & \text{if } \iota > \iota'. \end{cases} \quad (62)$$

The filters  $a$  and  $s$  are defined by

$$a(t_1, t_2, j, k) = \int_{\mathbb{R}^3} \tilde{\psi}_{t_1, 0, 0}(x) \frac{\partial^2}{\partial x^2} \psi_{t_2, j, k}(x) d\tau, \quad \text{for } j \geq 0 \quad (63)$$

$$a(t_1, t_2, j, k) = \int_{\mathbb{R}^3} \tilde{\psi}_{t_1, -j, k}(x) \frac{\partial^2}{\partial x^2} \psi_{t_2, 0, 0}(x) d\tau, \quad \text{for } j < 0 \quad (64)$$

$$s(t_1, t_2, j, k) = \int_{\mathbb{R}^3} \tilde{\psi}_{t_1, 0, 0}(x) \psi_{t_2, j, k}(x) d\tau, \quad \text{for } j \geq 0 \quad (65)$$

$$s(t_1, t_2, j, k) = \int_{\mathbb{R}^3} \tilde{\psi}_{t_1, -j, k}(x) \psi_{t_2, 0, 0}(x) d\tau, \quad \text{for } j < 0. \quad (66)$$

Filter  $a$  is computed with formulas

$$a(0, 0, j, k) = 2^{2j} a_0(k) \text{ for } j \geq 0 \quad (67)$$

$$a(0, 0, -1, k) = 4 \sum_{\mu=-m}^m h_\mu a(0, 0, 0, \mu - k) \text{ for } j = -1 \quad (68)$$

$$a(0, 0, j, k) = 4 \sum_{\mu=-m}^m h_\mu a(0, 0, j+1, k - 2^{-j-1} \mu) \text{ for } j < -1 \quad (69)$$

$$a(0, 1, j, k) = a(0, 0, j+1, 2k+1), \text{ for } j \geq 0 \quad (70)$$

$$a(0, 1, -1, k) = 4a_0(1-k) \quad (71)$$

$$a(0, 1, j, k) = 4a(0, 0, j+1, k - 2^{-j-1}), \text{ for } j < -1 \quad (72)$$

$$a(1, 0, 0, k) = \sum_{\nu=-m}^m \tilde{g}_\nu a(0, 0, -1, \nu - 2k) \quad (73)$$

$$a(1, 0, j, k) = 4 \sum_{\nu=-m}^m \tilde{g}_\nu a(0, 0, j-1, k - 2^{j-1} \nu), \text{ for } j > 0 \quad (74)$$

$$a(1, 0, j, k) = \sum_{\nu=-m}^m \tilde{g}_\nu a(0, 0, j-1, 2k + \nu), \text{ for } j < 0 \quad (75)$$

$$a(1, 1, j, k) = a(1, 0, j+1, 2k+1), \text{ for } j \geq 0 \quad (76)$$

$$a(1, 1, -1, k) = 4a(1, 0, 0, 1-k) \quad (77)$$

$$a(1, 1, j, k) = 4a(1, 0, j+1, k - 2^{-j-1}), \text{ for } j < -1 \quad (78)$$

where

$$a_0(k) := \int_{\mathbb{R}} \tilde{\varphi}(x) \frac{\partial^2}{\partial x^2} \varphi(x-k) dx. \quad (79)$$

Filter  $s$  is computed with formulas

$$s(0, 0, j, k) = \delta_{k,0}, \text{ for } j \geq 0 \quad (80)$$

$$s(0, 0, -1, k) = h_k \quad (81)$$

$$s(0, 0, j, k) = \sum_{\mu=-m}^m h_\mu s(0, 0, j+1, k - 2^{-j-1} \mu), \text{ for } j < -1 \quad (82)$$

$$s(0, 1, j, k) = 0, \text{ for } j \geq 0 \quad (83)$$

$$s(0, 1, -1, k) = \delta_{k,1} \quad (84)$$

$$s(0, 1, j, k) = s(0, 0, j+1, k - 2^{-j-1}), \text{ for } j < -1 \quad (85)$$

$$s(1, 0, 0, k) = 0 \quad (86)$$

$$s(1, 0, j, k) = \sum_{\nu=-m}^m \tilde{g}_\nu \delta_{k, 2^{j-1} \nu}, \text{ for } j > 0 \quad (87)$$

$$s(1, 0, j, k) = 0, \text{ for } j < 0 \quad (88)$$

$$s(1, 1, 0, k) = \delta_{k,0} \quad (89)$$

$$s(1, 1, j, k) = 0, \text{ for } j \neq 0 \quad (90)$$

## 4 Constant and Interpolated Pseudopotentials

The Coulomb potential arising from a single nucleus is

$$V(r) = -\frac{Z}{r} \quad (91)$$

where  $Z$  is the charge of the nucleus.

We avoid the singularity by using a pseudopotential. We define  $c$  to be the cutoff point of the pseudopotential and  $D$  to be the degree of the interpolating polynomial used in the pseudopotential. Actually we use  $c = 2^{-j_{\max}}$  where  $j_{\max}$  is the highest resolution level in the wavelet basis. Parameter  $D$  has to be an odd integer and we define  $n = (D + 1)/2$ . We define

$$V_1(r) := -\frac{1}{r}, \quad r \geq 0, \quad (92)$$

$$\mathbf{s} := (-nc, -(n-1)c, \dots, -2c, -c, c, 2c, \dots, (n-1)c, nc), \quad (93)$$

and

$$\mathbf{t}[i] := V_1(\mathbf{s}[i]) \quad (94)$$

where  $i = 1, \dots, 2n$ . Let  $P$  be the interpolating polynomial of degree at most  $D$  having value  $\mathbf{t}[i]$  at point  $\mathbf{s}[i]$  for  $i = 1, \dots, 2n$ . Now we define the interpolated pseudopotential with

$$V_{\text{interp}}(r) := \begin{cases} V_1(r), & r \geq c \\ P(r), & r < c \end{cases} \quad (95)$$

The actual pseudopotential of a nucleus with charge  $Z$  and location  $\mathbf{R}$  is then

$$V(\mathbf{r}) = ZV_{\text{interp}}(|\mathbf{r} - \mathbf{R}|). \quad (96)$$

Function  $V_{\text{interp}}$  with different values of  $c$  is plotted in figure 1. We may also use the cut pseudopotential defined by

$$V_{\text{cut}}(r) := \begin{cases} V_1(r), & r \geq c \\ -\frac{1}{c}, & r < c \end{cases} \quad (97)$$

where  $c = 2^{-j_{\max}-1}$ .

## 5 HGH Pseudopotential

By using pseudopotentials the number of computed orbitals can be reduced and since the pseudo wavefunctions are smoother than all-electron wavefunctions the basis function set can also be reduced. In a pseudopotential computation only the valence electrons are actually computed and the effect of the core electrons is handled by replacing the nuclear potential with a pseudopotential. We use the Hartwigsen-Goedecker-Hutter (HGH) pseudopotential [36, 27] in these computations.

The HGH pseudopotential consists of a local and nonlocal part. The local part is a function of the position as the nuclear potential. The nonlocal part is

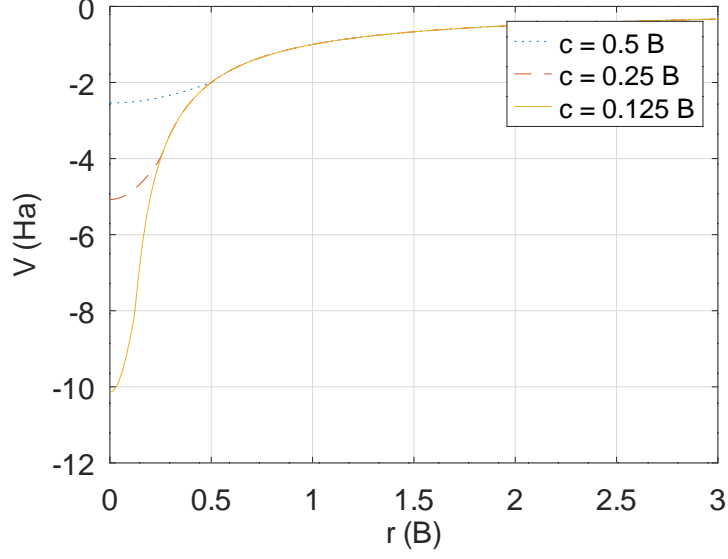


Figure 1: Pseudopotentials  $V_{\text{interp}}$  with  $D = 7$ . Parameter  $c$  is the cutoff value, see section 4.

a linear operator and it is not a function of position. The local pseudopotential is given by

$$V_{\text{loc}}(r) = \frac{-Z_{\text{ion}}}{r} \operatorname{erf}\left(\frac{r}{\sqrt{2}r_{\text{loc}}}\right) + \exp\left(-\frac{1}{2}\left(\frac{r}{r_{\text{loc}}}\right)^2\right) \times \left(C_1 + C_2\left(\frac{r}{r_{\text{loc}}}\right)^2 + C_3\left(\frac{r}{r_{\text{loc}}}\right)^4 + C_4\left(\frac{r}{r_{\text{loc}}}\right)^6\right)$$

where  $r$  is the distance from the nucleus. Note that

$$\lim_{r \rightarrow 0} \frac{-Z_{\text{ion}}}{r} \operatorname{erf}\left(\frac{r}{\sqrt{2}r_{\text{loc}}}\right) = \frac{-Z_{\text{ion}}}{r_{\text{loc}}} \sqrt{\frac{2}{\pi}} \quad (98)$$

and the local pseudopotential is defined at the origin (nucleus), too.

The nonlocal pseudopotential is defined by

$$V_{\text{nonlocal}}[\phi] = \mathbf{r} \in \mathbb{R}^3 \mapsto \sum_l \int V_l(\mathbf{r}, \mathbf{r}') \phi(\mathbf{r}') d^3 \mathbf{r}' \quad (99)$$

where

$$V_l(\mathbf{r}, \mathbf{r}') = \sum_{i=1}^3 \sum_{j=1}^3 \sum_{m=-l}^l Y_{l,m}(\hat{\mathbf{r}}) p_i^l(r) h_{i,j}^l p_j^l(r') Y_{l,m}^*(\hat{\mathbf{r}}') \quad (100)$$

for each nucleus. The origin of the coordinate system in (100) is located at the nucleus. The functions  $p_i^l$  are defined by

$$p_i^l(r) = \frac{\sqrt{2} r^{l+2(i-1)} \exp\left(-\frac{r^2}{2r_i^2}\right)}{r_i^{l+(4i-1)/2} \sqrt{\Gamma\left(l + \frac{4i-1}{2}\right)}} \quad (101)$$

Table 1: Computation grids. Symbol  $Z$  is defined by equation (34).

number	grid points
1	$\frac{1}{2}(Z(20))^3$
2	$\frac{1}{2}(Z(20))^3 \cup \frac{1}{4}(Z(10))^3$
3	$\frac{1}{2}(Z(20))^3 \cup \frac{1}{4}(Z(10))^3 \cup \frac{1}{8}(Z(4) \times Z(4) \times Z(10))$
4	$\frac{1}{4}(Z(60))^3$
5	$\frac{1}{2}(Z(30))^3 \cup \frac{1}{4}(Z(15))^3$
6	$(Z(38))^3 \cup \frac{1}{2}(Z(19))^3$
7	$\frac{1}{4}(Z(40))^3$
8	$(Z(10))^3 \cup \frac{1}{2}(Z(10))^3$
9	$\frac{1}{2}(Z(20))^3 \cup \frac{1}{4}(Z(20))^3$
10	$\frac{1}{4}(Z(40))^3 \cup \frac{1}{8}(Z(40))^3$
11	$(Z(10))^3 \cup \frac{1}{2}(Z(5))^3$
12	$\frac{1}{2}(Z(20))^3 \cup \frac{1}{4}(Z(10))^3 \cup \frac{1}{8}(Z(4) \times Z(4) \times Z(15))$
13	$\frac{1}{4}(Z(40))^3 \cup \frac{1}{8}(Z(20))^3$
14	$\frac{1}{4}(Z(60))^3 \cup \frac{1}{8}(Z(30))^3$

where parameter  $r_l$  is given in Bohrs. The range of values  $l$  is determined by the actual pseudopotential. The spherical harmonics  $Y_{l,m}$  in equation (100) can be replaced by orthonormal linear combinations of  $Y_{l,m}$ ,  $m = -l, \dots, l$ . This allows us to avoid computation with complex valued functions.

## 6 Atomic and Molecular Orbitals

The hydrogen atom, hydrogen molecule ion, and lithium HGH computations presented here have been done with Arnoldi method. The helium, hydrogen molecule, and lithium hydride computations have been done with self-consistent iteration and Arnoldi method. When there is only one resolution level in the basis the Hamiltonian and Laplacian matrices are hermitian and the Arnoldi method reduces to a variant of the Lanczos method. When there is only one resolution level the ordinary conjugate gradient method could be used for the Poisson equation. Two methods have been used for solving the Poisson equation for the general case: CGNR and GMRES. We ran a benchmark for these methods and GMRES was 8 times faster when the accuracies of the results were approximately the same. This is because the GMRES code is parallelized better than CGNR. All the computations use 8th order Deslauriers–Dubuc wavelets (polynomial span 7). We use interpolating polynomials of degree 7 for the pseudopotentials. In some computations the Arnoldi method did not find the desired eigenvalues. This was solved by rising the number of computed eigenvalues and the number of basis vectors in the Arnoldi method. The basis function sets (computation point grids) are presented in table 1.

The data presented in the tables in this article was obtained from our own software (denoted by TH), our own computations with BigDFT [27, 28], and CCCBDB [37]. BigDFT is a quantum mechanical computation package using Daubechies wavelets. CCCBDB is large database containing atomic and molecular data. The CCCBDB energies and internuclear distances in this article use

Table 2: Total energy of the hydrogen atom. Quantity  $g$  is the distance between grid points in the highest resolution level. The numbers in column “basis” refer to table 1 and “TH” means this work.

source	basis	$g/B$	pseudopot.	$E/\text{Ha}$
TH	7	0.25	const.	-0.487470
TH	8	0.5	const.	-0.462247
TH	9	0.25	const.	-0.487470
TH	10	0.125	const.	-0.496380
TH	7	0.25	interp.	-0.478328
TH	8	0.5	interp.	-0.439146
TH	9	0.25	interp.	-0.478328
TH	10	0.125	interp.	-0.493471
TH	7	0.25	HGH	-0.499294
TH	8	0.5	HGH	-0.589957
TH	9	0.25	HGH	-0.499295
TH	10	0.125	HGH	-0.499899
CCCBDB [37]				-0.466582
BigDFT [27, 28]			HGH	-0.499969
exact			none	-0.5

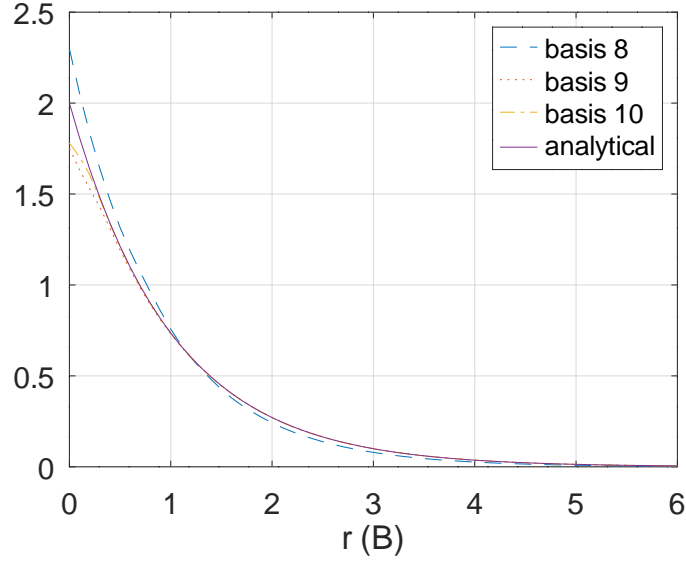


Figure 2: Radially averaged wavefunctions of the hydrogen atom for several bases. The highest curve is for basis 8, the lowest for basis 9, and the second lowest for basis 10. The solid line is the analytical radial wavefunction. The basis numbers refer to table 1.

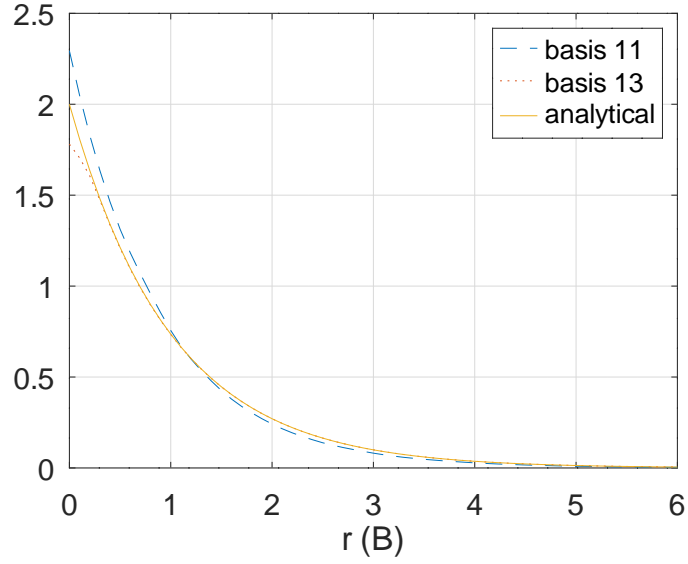


Figure 3: Radially averaged wavefunctions of the hydrogen atom for some bases. The highest curve is for basis 11 and the lowest for basis 13. The solid line is the analytical radial wavefunction. The basis numbers refer to table 1.

Table 3: Hydrogen atom orbital energies with the HGH pseudopotential. We labelled the resulting  $2p$  orbitals with a, b, and c. All the orbitals presented are approximately orthogonal.

Orbital	Computed energy / Ha	Exact energy / Ha
$1s$	-0.499295	-0.5
$2s$	-0.120957	-0.125
$2p_a$	-0.123045	-0.125
$2p_b$	-0.123045	-0.125
$2p_c$	-0.123045	-0.125



Table 4: Energetics of the helium atom. All our and BigDFT computations use HGH pseudopotential. The numbers in column “basis” refer to table 1 and “TH” means this work.

source	basis	$g/B$	exchange potential	$E/\text{Ha}$	$E_{\text{orb}}/\text{Ha}$
TH	4	0.25	HF	-2.901959	-0.971927
TH	5	0.25	HF	-2.901180	-0.970247
TH	4	0.25	LDA	-2.821511	-0.629713
TH	5	0.25	LDA	-2.819951	-0.628152
TH	14	0.125	HF	-2.916129	-0.974768
CCCBDB [37]			HF	-2.807584	
CCCBDB [37]			LSDA	-2.809599	
BigDFT [27, 28]			HF	-2.862303	
BigDFT [27, 28]			LDA	-2.833895	
HF limit [38]			HF	-2.862	-0.918

Table 5: Hydrogen molecule. The numbers in column “basis” refer to table 1 and “TH” means this work.

source	basis	$a/B$	$g/B$	pseudopot.	exch.	$E_{\text{system}}/\text{Ha}$	$E_{\text{binding}}/\text{Ha}$	$d/B$
TH	1	1.0	0.5	interp.	HF	-1.045883	0.167601	1.855140
TH	2	1.0	0.25	interp.	HF	-1.156554	0.199450	1.501870
TH	3	1.0	0.125	interp.	HF	-1.186176	0.210390	1.454593
TH	4	1.0	0.25	HGH	HF	-1.188779	0.190189	1.397995
TH	5	1.0	0.25	HGH	HF	-1.187995	0.189405	1.397991
TH	6	0.4	0.20	HGH	HF	-1.188547	0.189383	1.389890
TH	4	1.0	0.25	HGH	LDA	-1.157528	0.158938	1.485861
TH	5	1.0	0.25	HGH	LDA	-1.155960	0.157378	1.485851
CCCBDB [37]					HF	-1.117506	0.184342	1.345
CCCBDB [37]					LSDA	-1.157014	0.248654	1.391
BigDFT [27, 28]				HGH	HF	-1.133393	0.133455	1.386175
BigDFT [27, 28]				HGH	LDA	-1.136870	0.136932	1.445097
HF limit [39]					HF		0.132	
experimental [40]							0.166	1.40

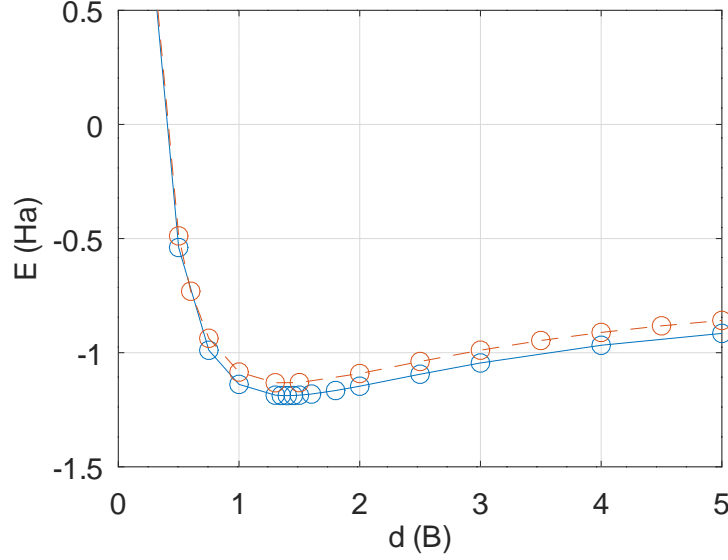


Figure 4: Energy of  $\text{H}_2$  as a function of internuclear distance calculated with Hartree–Fock method and HGH pseudopotential. The solid line is our computation with interpolating wavelets and basis set 5 and the dashed line is computed with BigDFT and (coarse) grid spacing  $g = 0.45$  B.

Table 6: Hydrogen molecule ion. The analytical results are equal to the experimental results. The numbers in column “basis” refer to table 1 and “TH” means this work.

source	basis	$g/\text{B}$	pseudopot.	$E_{\text{system}}/\text{Ha}$	$E_{\text{binding}}/\text{Ha}$	$d/\text{B}$
TH	1	0.5	interp.	-0.520169	0.082028	2.371005
TH	2	0.25	interp.	-0.573665	0.095310	2.021654
TH	12	0.125	interp.	-0.589135	0.101242	2.015143
TH	11	0.5	HGH	-0.712279	0.121898	2.007951
TH	2	0.25	HGH	-0.601783	0.102460	2.006845
TH	7	0.25	HGH	-0.601636	0.102342	2.005329
TH	13	0.125	HGH	-0.602448	0.102549	1.999338
CCCBDB [37]				-0.582697	0.116115	2.005
BigDFT [27, 28]			HGH	-0.602489	0.102520	1.995677
experimental [40]					0.103	2.00

Table 7: Lithium hydride molecule. All our and BigDFT computations were done with the HGH pseudopotential. The CCCBDB all-electron total energies are not presented in the table. The numbers in column “basis” refer to table 1 and “TH” means this work.

source	basis	$a/B$	$g/B$	exch.	$E_{\text{system}}/\text{Ha}$	$E_{\text{binding}}/\text{Ha}$	$d/B$
TH	4	1.0	0.25	HF	-0.817817	0.117472	2.879961
TH	5	1.0	0.25	HF	-0.817030	0.116686	2.880018
TH	4	1.0	0.25	LDA	-0.811482	0.111137	3.013411
TH	5	1.0	0.25	LDA	-0.809904	0.109560	3.013474
TH	6	0.4	0.2	HF	-0.817007	0.116370	2.863496
CCCBDB [37]				HF		0.081274	2.855
CCCBDB [37]				LSDA		0.135698	2.899
BigDFT [27, 28]				HF	-0.760938	0.059911	2.866004
BigDFT [27, 28]				LDA	-0.776416	0.075389	2.930745

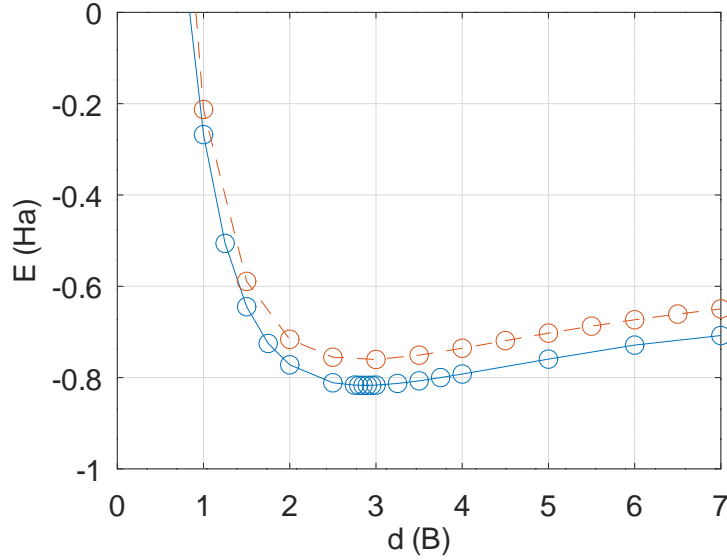


Figure 5: Total energy of the lithium hydride molecule as a function of the internuclear distance calculated with the Hartree–Fock method and HGH pseudopotential. The solid line has been computed with interpolating wavelets and basis set 5 and the dashed line with BigDFT and (coarse) grid spacing  $g = 0.45$  B.

the STO-3G basis set. Quantity  $g$  is the distance between grid points in the highest resolution level and quantity  $d$  is the distance between the nuclei in the result tables.  $E_{\text{system}}$  is the total energy of the system and  $E_{\text{binding}}$  is the binding energy. We used grid spacing 0.45 B (finer grid spacing 0.225 B) in all our BigDFT computations. The BigDFT parameters for determining the size of the basis set were `crmult=10.0` and `frmult=16.0`. The computations were also made with values `crmult=5.0` and `frmult=8.0` but the results did not differ significantly. Note that the total energy does not include the energies of the core electrons in the lithium hydride HGH computations. Computations using our own software use interpolating wavelets and BigDFT computations orthonormal Daubechies wavelets.

For the molecular computations the energy of the system as a function of the distance between the nuclei is computed in three points near the energy minimum and a second degree polynomial is fitted into these points. The distance between the nuclei is then the minimum point of the polynomial and the energy of the system is computed at the minimum distance. We locate the nuclei at points  $(0, 0, \pm \frac{d}{2a})$  where  $d$  is the distance between the nuclei in Bohrs. When binding energies of molecules were computed the energies of atoms were usually computed with the basis set as the molecule. When the basis was unsymmetric it was modified. For example, grid  $Z(4) \times Z(4) \times Z(10)$  becomes  $Z(4) \times Z(4) \times Z(4)$  for the atoms.

The results for hydrogen atom ground state are presented in table 2. The radially averaged ground state wavefunctions of the hydrogen atom are plotted in figures 2 and 3. A radial average of a function  $f : \mathbb{R}^3 \rightarrow \mathbb{R}$  is computed by

$$\bar{f}(r) := \frac{1}{4\pi} \int_{\theta=0}^{\pi} \int_{\phi=0}^{2\pi} f(r, \theta, \phi) \sin \theta \, d\phi d\theta \quad (102)$$

where  $r \in [0, \infty[$ . As the angular part of an s-type wavefunction is  $\frac{1}{2\sqrt{\pi}}$  we estimate a radial wavefunction by

$$\bar{g}(r) := \frac{1}{2\sqrt{\pi}} \int_{\theta=0}^{\pi} \int_{\phi=0}^{2\pi} f(r, \theta, \phi) \sin \theta \, d\phi d\theta. \quad (103)$$

The calculation of hydrogen excited states uses HGH pseudopotential and basis 9. Results are presented in table 3. The names of the excited states were obtained by computing inner products between the computed states and analytical states. The resulting orbitals are approximately orthonormal and the computed 2p states are approximately linear combinations of the analytical 2p states. The largest (in absolute value) inner product between different orbitals is  $\langle 2p_a | 2p_c \rangle = 5.428 \times 10^{-4}$ . The quality of the linear combinations can be measured by a quantity  $\sqrt{1 - \|Pf\|_2^2}$  where  $P$  is the orthogonal projection from  $L^2(\mathbb{R}^3)$  onto the space spanned by  $2p_x$ ,  $2p_y$ , and  $2p_z$ . The value of this quantity is 0.1265 for all the computed orbitals  $2p_a$ ,  $2p_b$ , and  $2p_c$ . Analytical expressions for hydrogenic orbitals can be found for example in Ref. [41].

Helium atom has been computed using the HGH pseudopotential. Results are presented in table 4. Grid spacing  $g = 0.5$  B does not give sensible results with the HGH pseudopotential. We suppose that Froese Fischer's results [38] can be regarded as the Hartree-Fock limit for helium. The computed total energies of the helium atom are quite good.

We calculated the hydrogen molecule with the interpolated and HGH pseudopotentials. The computation results for the hydrogen molecule are presented in table 5. The resulting dissociation curve with the HF method, HGH pseudopotential, and basis set 5 is plotted in figure 4. When the HGH pseudopotential was used the computation worked for grid spacing  $g = 0.25$  B but did not work for spacing  $g = 0.5$  B. The minimum energy of the curve is  $E_0 = -1.188$  Ha and it is located at internuclear distance  $d_0 = 1.398$  B. The corresponding values for the BigDFT reference curve are  $E_0 = -1.132$  Ha and  $d_0 = 1.385$  B. The results for the hydrogen molecule ion are presented in table 6.

The calculations for lithium hydride molecule are presented in table 7. Grid spacing  $g = 0.5$  B did not yield a physical dissociation curve for the HGH pseudopotential. Neither  $g = 0.5$  B nor  $g = 0.25$  B yielded a physical dissociation curve for the interpolated pseudopotential. The dissociation curve of lithium hydride computed with the Hartree–Fock method and basis set 5 is plotted in figure 5. The minimum energy of the curve is  $E_0 = -0.817$  Ha and it is located at internuclear distance  $d_0 = 2.880$  B. The corresponding values for the BigDFT reference curve are  $E_0 = -0.760$  Ha and  $d_0 = 2.921$  B.

## 7 Conclusions

We have shown how to solve the wave equations of hydrogen and helium atoms, hydrogen molecule ion, and hydrogen and lithium hydride molecules in a three-dimensional interpolating tensor product wavelet basis. As far the authors know only Arias [10] and Engeness and Arias [11] have done this before. However, they do not use the dual interpolating MRA to evaluate matrix elements. We do that and it allows us to neglect the overlap integrals of the basis functions.

It seems to require large basis sets to obtain numerically good orbitals for quantum physical systems. Roughly, the description requires at least ten thousand basis functions. The most accurate computed bond length of the hydrogen molecule is good and the energy satisfactory. The most accurate binding energies and internuclear distances for the hydrogen molecule ion in table 6 are very accurate. HGH computations performed very well with grid spacing  $g = 0.25$  B but not with  $g = 0.5$  B. The same phenomenon was observed with BigDFT, too.

We tested the H and He atom computations with BigDFT so that grid spacing was changed from 0.45 B to 0.225 B. For some reason we got slightly worse energies. We also found that one level basis set can be replaced with considerably smaller two level basis set without a significant effect on the results.

It seems to be best to use wavelet basis sets consisting of one or two resolution levels because we have then the orthogonality relation

$$\langle \tilde{\psi}_{s',j,k'}, \psi_{s,j,k} \rangle = \delta_{s',s} \delta_{k',k} \quad (104)$$

for all the one-dimensional dual basis functions and basis functions, which simplifies the computation of the Laplacian operator.

## References

- [1] I. Daubechies. *Ten Lectures on Wavelets*. CBMS-NSF regional conference series in applied mathematics ; 61. SIAM, 1992. DOI: 10.1137/1.9781611970104.
- [2] Charles K. Chui and Chun Li. “Dyadic affine decompositions and functional wavelet transforms”. In: *SIAM J. Math. Anal.* 27.3 (1996), pp. 865–890. DOI: 10.1137/0527046.
- [3] David L. Donoho. *Interpolating Wavelet Transforms*. 1992.
- [4] Gilles Deslauriers and Serge Dubuc. “Symmetric Iterative Interpolation Processes”. In: *Constr. Approx.* 5.1 (1989), pp. 49–68. DOI: 10.1007/BF01889598.
- [5] Serge Dubuc. “Interpolation through an Iterative Scheme”. In: *J. Math. Anal. Appl.* 114 (1986), pp. 185–204. DOI: 10.1016/0022-247X(86)90077-6.
- [6] Tommi Höynälänmaa. “Multiresolution Analysis for Compactly Supported Interpolating Tensor Product Wavelets”. In: *Int. J. Wavelets Multiresolution Inf. Process.* 13.2 (2015), p. 1550010. DOI: 10.1142/S0219691315500101.
- [7] S. Goedecker. *Wavelets and their application for the solution of partial differential equations in physics*. Presses Polytechniques et Universitaires Romandes, 1998.
- [8] Naohiro Fukuda, Tamotu Kinoshita, and Toshio Suzuki. “On the unconditional convergence of wavelet expansions for continuous functions”. In: *Int. J. Wavelets Multiresolution Inf. Process.* 14 (2016), p. 1650007. DOI: 10.1142/S0219691316500077.
- [9] R. S. Pathak. “Convolution for the discrete wavelet transform”. In: *Int. J. Wavelets Multiresolution Inf. Process.* 9 (6 2011), pp. 905–922. DOI: 10.1142/S0219691311004377.
- [10] T. A. Arias. “Multiresolution analysis of electronic structure: semicardinal and wavelet bases”. In: *Rev. Mod. Phys.* 71.1 (1999), pp. 267–311. DOI: 10.1103/RevModPhys.71.267.
- [11] Torkel D. Engeness and T. A. Arias. “Multiresolution analysis for efficient, high precision all-electron density-functional calculations”. In: *Phys. Rev. B* 65 (2002), p. 165106. DOI: 10.1103/PhysRevB.65.165106.
- [12] Ross A. Lippert, T. A. Arias, and Alan Edelman. “Multiscale Computation with Interpolating Wavelets”. In: *J. Comput. Phys.* 140 (1998), pp. 278–310. DOI: 10.1006/jcph.1998.5885.
- [13] P. Fischer and M. Defrancheschi. “Numerical Solution of the Schrödinger Equation in a Wavelet Basis for Hydrogen-like Atoms”. In: *SIAM J. Numer. Anal.* 35.1 (1998), pp. 1–12. DOI: 10.1137/S0036142995284557.
- [14] P. Fischer and M. Defranceschi. “Representation of the atomic Hartree-Fock equations in a wavelet basis by means of the BCR algorithm”. In: *Appl. Comput. Harmon. Anal.* 1 (1994), pp. 495–506. DOI: 10.1016/B978-0-08-052084-1.50027-2.
- [15] P. Fischer and M. Defranceschi. “Iterative Process for Solving Hartree-Fock Equations by means of a Wavelet Transform”. In: *Appl. Comput. Harmon. Anal.* 1 (1994), pp. 232–241. DOI: 10.1006/acha.1994.1010.
- [16] Siqing Wei and M. Y. Chou. “Wavelets in Self-Consistent Electronic Structure Calculations”. In: *Phys. Rev. Lett.* 76.15 (1996), pp. 2650–2653. DOI: 10.1103/PhysRevLett.76.2650.

- [17] C. J. Tymczak and Xiao-Qian Wang. “Orthonormal Wavelet Bases for Quantum Molecular Dynamics”. In: *Phys. Rev. Lett.* 78.19 (1997), pp. 3654–3657. DOI: 10.1103/PhysRevLett.78.3654.
- [18] K. Yamaguchi and T. Mukoyama. “Calculations of discrete and continuum wave functions for atoms using wavelets”. In: *Nucl. Instrum. Methods Phys. Res. B* 124 (1997), p. 361. DOI: 10.1016/S0168-583X(96)00814-2.
- [19] Tommi Höynälänmaa, Tapio T. Rantala, and Keijo Ruotsalainen. “Solution of atomic orbitals in an interpolating wavelet basis”. In: *Phys. Rev. E* 70 (2004), p. 066701. DOI: 10.1103/PhysRevE.70.066701.
- [20] Tommi Höynälänmaa and Tapio T. Rantala. “Electronic Structure Calculations with the Exact Pseudopotential and Interpolating Wavelet Basis”. In: *Atoms* 11.1 (2023). ISSN: 2218-2004. DOI: 10.3390/atoms11010009. URL: <https://www.mdpi.com/2218-2004/11/1/9>.
- [21] Srinivasan S. Iyengar and Michael J. Frisch. “Effect of time-dependent basis functions and their superposition error on atom-centered density matrix propagation (ADMP): Connections to wavelet theory of multiresolution analysis”. In: *J. Chem. Phys.* 121.11 (2004), pp. 5061–5070. DOI: 10.1063/1.1780157.
- [22] C. J. Tymczak, Anders M. N. Niklasson, and Heinrich Röder. “Separable and Nonseparable Multiwavelets in Multiple Dimensions”. In: *J. Comput. Phys.* 175 (2002), pp. 363–397. DOI: 10.1006/jcph.2001.6743.
- [23] Gilbert Strang and Vasily Strela. “Orthogonal multiwavelets with vanishing moments”. In: *Optical Engineering* 33.7 (1994), pp. 2104–2107.
- [24] FE Gossler et al. “Gaussian and Golden Wavelets: A Comparative Study and their Applications in Structural Health Monitoring”. In: *Trends in Computational and Applied Mathematics* 22 (2021), pp. 139–155.
- [25] Amanjot Singh and Jagroop Singh. “Comparative analysis of gaussian filter with wavelet denoising for various noises present in images”. In: *Indian Journal of Science and Technology* 9.47 (2016).
- [26] Seungwu Han, Kyeongjae Cho, and Jisoon Ihm. “Wavelets in all-electron density-functional calculations”. In: *Phys. Rev. B* 60.3 (1999). DOI: 10.1103/PhysRevB.60.1437.
- [27] L. Genovese et al. “Daubechies wavelets as a basis set for density functional pseudopotential calculations”. In: *J. Chem. Phys.* 129 (2008), p. 014149. DOI: 10.1063/1.2949547.
- [28] S. Mohr et al. “Daubechies wavelets for linear scaling density functional theory”. In: *J. Chem. Phys.* 140 (2014), p. 204110. DOI: 10.1063/1.4871876.
- [29] W. E. Arnoldi. “The principle of minimized iterations in the solution of the matrix eigenvalue problem”. In: *Quarterly of Applied Mathematics* 9 (1951), pp. 17–29. DOI: 10.1090/qam/42792.
- [30] R. B. Lehoucq and D. C. Sorensen. “Deflation Techniques for an Implicitly Restarted Arnoldi Iteration”. In: *SIAM* (1996). DOI: 10.1137/S0895479895281484.
- [31] Yousef Saad, James R. Chelikowsky, and Suzanne M. Shontz. “Numerical methods for electronic structure calculations of materials”. In: *SIAM review* 52.1 (2010), pp. 3–54. DOI: 10.1137/060651653.

- [32] Y. Saad and M. H. Schultz. “GMRES: A generalized minimal residual algorithm for solving nonsymmetric linear systems”. In: *SIAM J. Sci. Statist. Comput.* 7 (1986), pp. 856–869. DOI: 10.1137/0907058.
- [33] W. Kohn. “Nobel Lecture: Electronic structure of matter – wavefunctions and density functionals”. In: *Rev. Mod. Phys.* 71.5 (1999), pp. 1253–1266. DOI: 10.1103/RevModPhys.71.1253.
- [34] José M Soler et al. “The SIESTA method for ab initio order-N materials simulation”. In: *Journal of Physics: Condensed Matter* 14.11 (Mar. 2002), pp. 2745–2779. DOI: 10.1088/0953-8984/14/11/302.
- [35] O. V. Vasilyev and P. Paolucci. “A Dynamically Adaptive Multilevel Wavelet Collocation method for Solving Partial Differential Equations in a Finite Domain”. In: *J. Comput. Phys.* 125 (1996), pp. 498–512. DOI: 10.1006/jcph.1996.0111.
- [36] C. Hartwigsen, S. Goedecker, and J. Hutter. “Relativistic separable dual-space Gaussian Pseudopotentials from H to Rn”. In: *Phys. Rev. B* 58 (1998), p. 3641. DOI: 10.1103/PhysRevB.58.3641.
- [37] “Computational Chemistry Comparison and Benchmark DataBase”. URL: <http://cccbdb.nist.gov>.
- [38] Ch. Froese Fischer. *The Hartree–Fock Method for Atoms – A Numerical Approach*. New York: John Wiley & Sons, 1977. DOI: 10.1088/0031-9112/29/4/040.
- [39] Julius Su and William A. Goddard III. *eFF User’s Guide*. May 19, 2019. URL: <http://www.wag.caltech.edu/home/jsu/UsersGuide/UsersGuide.html>.
- [40] Leon van Dommelen. *Quantum Mechanics for Engineers*. May 19, 2019. URL: <http://www.umich.edu/~ners312/CourseLibrary/Dommelen.pdf>.
- [41] Peter Atkins and Ronald Friedman. *Molecular Quantum Mechanics*. New York: Oxford University Press Inc., 2005. DOI: 10.1080/00107514.2012.678277.