

MULTIPLE CLASSIFIER FOR CONCATENATE-DESIGNED NEURAL NETWORK

KA-HOU CHAN*, SIO-KEI IM, AND WEI KE

ABSTRACT. This article introduces a multiple classifier method to improve the performance of concatenate-designed neural networks, such as ResNet and DenseNet, with the purpose to alleviate the pressure on the final classifier. We give the design of the classifiers, which collects the features produced between the network sets, and present the constituent layers and the activation function for the classifiers, to calculate the classification score of each classifier. We use the $L2$ normalization method to obtain the classifier score instead of the *Softmax* normalization. We also determine the conditions that can enhance convergence. As a result, the proposed classifiers are able to improve the accuracy in the experimental cases significantly, and show that the method not only has better performance than the original models, but also produces faster convergence. Moreover, our classifiers are general and can be applied to all classification related concatenate-designed network models.

1. INTRODUCTION

Image classification is one of main topics of neural networks, starting from the success of AlexNet [1]. The availability of object classification can lay the foundation for advanced neural systems and is of great significance in the research of perceiving media data, such as face recognition [2–4], medicine image analysis [5–7] and autonomous vehicles [8, 9], *etc.* As we know that image classification by using neural networks has good performance in over 90.0% of cases, but there is the challenge of how to overcome the left cases with significant variations of poor of illumination, image blurring and occlusions [10]. Therefore, the current methods are hardly completely applicable to those cases where errors are strictly intolerable, for instance the autonomous vehicles often miss the traffic light when driving fast in the midnight.

In order to increase the accuracy, studies on neural network architectures mostly focus on several aspects. The easiest way is to improve the accuracy by stacking numerous layers, but the increasing rate of this method presents a logarithmic curve that the later impact is very small. Therefore, even if we increase the number of AlexNet’s layers, the result is only slightly better than nothing [11, 12]. Another aspect considers images as the perceptual data that a learned model may describe random error or noise with redundancy, instead of the strict underlying data distribution [13]. There are many data augmentation and regularization approaches proposed in the preprocessing, such as random cropping [1], flipping [14] and random erasing [15]. Data augmentation is closely related to oversampling in data

Date: January 15, 2021.

Key words and phrases. Multiple Classifier and Convergence Enhancement and Concatenate-Designed Neural Network and Softplus and $L2$ normalization .

*Corresponding Author.

analysis that can reduce overfitting when training machine learning models, by applying data augmentation, one can achieve predictable accuracy improvement [16], but it cannot overcome the shortcomings of the training model itself. The most challenging aspect is to develop a new network model by combining layers strategically. In order to obtain better performance, the state-of-the-art deeper network models, such as GoogleNet [17], ResNet [18] and VGGNet [14], *etc.*, are designed with a large network architecture by stacking convolutional layers, and these models have performed well for image classification. With the in-depth study, it can be found that they all concatenate sets of similar convolutional layers together, and connect one classifier at the end of the model output, see Figure 1. They are realized by feedforward neural networks, some features of similar images are always diluted during several convolutions. For example, to determine the number ‘0’ and the letter ‘O’, their main features are similar that can be identified with the entire shape. Considering the Convolutional Neural Networks (CNNs), the convoluted results will only retain the local features and discard the global information when pooling is performed with decreasing resolutions, so the decision will be more difficult after the convolution and pooling. However, no matter how good the fitting of the network design, the final classifier will be under great pressure to make decisions.

Below lists the main contribution of this paper.

- In order to alleviate the pressure on the final classifier, we introduce multiple classifiers in this process, and then make decisions based on their results.
- We present the constituent layers and activation function of the proposed classifiers, the purpose is to calculate the classification scores of each classifier.
- We introduce the $L2$ normalization method to obtain the classifier scores instead of using the *Softmax* normalization, and determine the conditions under which the convergence can be improved.
- The proposed method is applicable to the state-of-the-art network models and achieves comparable results.

In particular, our approach is compatible with all discovered classification neural networks, and can further be extended to deeper concatenate-designed models. We conducted a comprehensive experiment on the CIFAR dataset [19] to show the accuracy of VGGNet with and without our approach. We show that the accuracy is obviously better with faster convergence. Similar phenomena are also shown on the ResNet, which indicates that the optimization is effective, and our approach is not just suitable to a particular network model.

The rest of this paper is organized as follows. section 2 goes through the related work. section 3 present the design details and justification of the multiple classifier performance. section 4 shows the experimental results. Finally, section 5 concludes the paper.

2. RELATED WORK

The multiple classifier approach has attracted a lot of research attention and has been widely used in many perceived media such as image classification and speech recognition, *etc.* Researchers have studied multiple classifiers from different aspects, including the classifier design and the concurrent rules. Our work can be related to these three aspects, classifier design, type of classifier outputs and architectures.

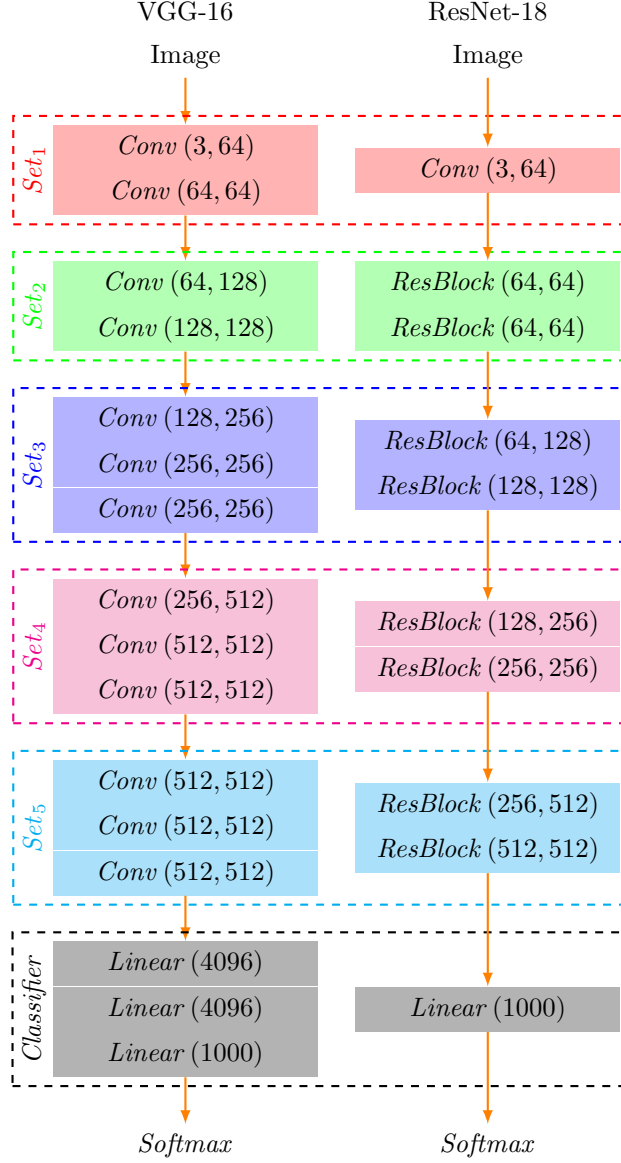


FIGURE 1. The brief architecture of VGG-16 and ResNet-18, both of the series has concatenated with five sets of stacked layers about *Conv* and *ResBlock*, respectively, and one classifier is connected at the end of the model output.

For the traditional design in neural networks, by combining linear layers and activation functions, a classifier can have multiple output units and categorizes a sample according to the class whose corresponding output gives the highest value among the multiple outputs [20]. Also, [21] proposed an error-correcting output code method to provide redundancy. Later, [22] proposed an idea of using an

additional single-layer perceptron neural network to enhance the error-correcting capabilities. In particular, a CNN always includes a number of convolutional and pooling layers which are optionally accompanied by fully connected linear design. [23] proved the robustness of their classifier by constructing seven CNNs. It allows to consider the average error rate obtained as the best results. Moreover, Support vector machines (SVM), considered as one of the strongest and robustest algorithm in machine learning, was created by [24], and made use of [25]. It has become a well-known approach exploited in many domains [26, 27], such as pattern recognition, classification and image processing, and all of them obtained the best performance. Later, [28] modified the CNN structure by replacing the output layer of the fully connected with an SVM classifier. In recent years, [29] involved multiple classifiers into their proposed model, then averaged all the sets of the classifier outputs. In addition, in order to better realize the function of the classifier in CNN, two state-of-art classifiers Random Forest (RF) and Gradient Boosting (GB) have also been applied to deep learning [30]. Meanwhile, for the types of classifier outputs, researchers considered how to calculate the confidence of the classifier for each image category, where each sample was represented by multiple images [31]. Each classifier must be trained to increase the confidence of the corresponding category, thus the category can be determined using the confidence of each classifier [32]. Further, the results of the multiple classifiers can also be used to determine in late fusion in multi-modal [33] or multi-voting [34] classification. Specifically, the above method has a set of individual classifiers, each classifier makes a decision on the input set individually, then the method combines their decisions to form a composite result [35]. In order to invoke the classifier in a concatenate-designed model, [36] proposed convolutions as classifiers, instead of linear classifiers at the end of ResNet. Further, [37] decided to combine the “long-term dependencies” and the ResNet networks in one classifier to show that the accuracy was improved significantly while maintaining a suitable inference time.

Meanwhile, the deeper convolutional architecture was the most important work, demonstrating the powerful functions of concatenate-designed neural networks, which showed that building a deeper network with a tiny convolution kernel was effective in increasing the performance of the CNN-based network models. After VGGNet [14], ResNet was first proposed by [18]. It greatly alleviated the optimization difficulty and increased it to some hundreds of layers by using skipping connections within their convolutional set. Since then, different kinds of inner structures have been proposed, concentrating on various tasks and consistently achieved the better performance in different areas [38, 39]. Further, [40] introduced the DenseNet which passed the input features to the output through a densely connected path to concatenate the input features with the convoluted output as the *DenseBlock* result. Take account to these networks design, they aim to retain more original information to the classifier, so they also tend to connect the input features directly to the output. However, the width of their connection path increases linearly as the depth rises, causing the number of training parameters to increase seriously. This limits the building of deeper and wider networks that might further improve the accuracy.

In this work, inspired by the connection from the original information to the classifier, we aim to adopt the proposed classifier following each layer set. These classifiers make interim decisions instead of one decision of the last classifier. Based

on these decisions, we then propose a novel combination method and add it to the state-of-the-art concatenate-designed network that can achieve higher accuracy.

3. MULTIPLE CLASSIFIER STRATEGY

Looking into concatenate-designed networks, there are several sets connected in order, as shown in Figure 1, composing multiple convolutional layers and various types of blocks. We use h_t to denote the output feature of Set_t at the t -th step with attributes $[batch, channel, width, height]$, and h_0 is the original image. For each step, Set_t refers to the feature extraction function that takes the previous feature as input and output the extracted information,

$$(3.1) \quad h_t = Set_t(h_{t-1}).$$

Then, the classification function $Classifier$ transforms the last output feature h_{-1} to a specific dimension vector \vec{c} ,

$$(3.2) \quad \vec{c} = Classifier(h_{-1}).$$

We further transform \vec{c} into a probability vector through the *Softmax* function. In Equation 3.1 and Equation 3.2, we encapsulate the network rule of various concatenate-designed architectures in a generalized way. This observation shows that the connection path is essentially an extensible higher order function that extracts information from the previous states. However, the feature size is reduced and the number of channels is increased when a feature passes through the sets. Although it can capture the major part of the classification target, the overall structure of the image is somewhat lost. In addition, some useful information in the later sets may also be discarded during the extraction from the earlier sets. These problems become more obvious as the number of connections increases. Therefore, the concatenation usually connects up to five sets, and the final classifier will be under great pressure to make decisions.

In order to address this issue, let's revisit the network and divide it by the pooling layers. In this view, the architecture can be considered as a simple CNN network if $t = 1$, similar to LeNet-5 [41] if $t = 2$, and similar to AlexNet [1] if $t = 3$, etc. Particularly, the most advanced CNN network also satisfies with the $t = 5$ case [14, 18, 40]. Thus, with the advancement of hardware performance, CNN models in different eras can be summarized as this series of neural networks with different t values. From the above analysis, we observe that the number of sets can increase indefinitely. In practical applications, we only consider the part before the classifier, i.e., $\exists t \bullet Classifier_t(h_t) \equiv \vec{c}$. Based on this idea, we propose to employ the number of t classifiers as

$$(3.3) \quad \forall t \bullet \sum Classifier_t(h_t) = \sum \vec{c}_t \equiv \vec{c}.$$

Meanwhile, such a decision contributing strategy makes it possible to compromise the global structure and the local pattern of an image. Comparatively, the former one gets more original information and the latter one obtains the extracted information. All classifiers make decisions based on their recent acquired features independently. This strategy can provide more references for decision making, especially in controversial cases such as '0' and 'O', '1' and 'l'. Multiple classifiers can alleviate the perplexity, leading to high redundancy.

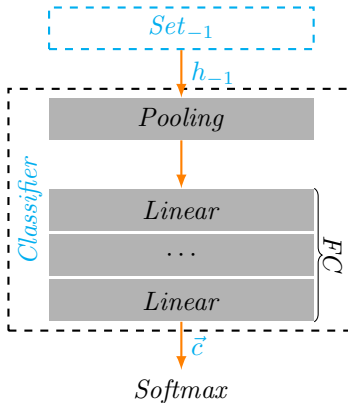


FIGURE 2. A general procedure of classifier: often consists of one *Pooling* layer and multiple *Linear* layers. These *Linear* layers are often collectively referred to as Fully-Connected (FC) layers.

3.1. Classifier Design. Before we present our classifier design, we first analyze those classifiers used in the current neural networks. It can be found that the procedure of their stacked layers is the same (see Figure 2). The classifier always receives the features produced by the last set, and must consider following dynamic attributes:

width \times height,: the size of the image varies with different applications, but the Fully-Connected (FC) layer only accepts a fixed size. Classifiers have to pool a fix size in order to facilitate feature extraction from all sizes of h_{-1} .

channel,: different from the image size, this attribute of the original image h_0 always equals to 3, corresponding to the RGB channels, and then increases to 64, 128, 256 and 512 (up to 1024 in DenseNet) through the various predefined set.

Therefore, the number of input features of an FC layer is $channel \times width \times height$, and a vector \vec{c} is produced as the result. According to this design, when applied to our classifier that satisfies Equation 3.3, there are multiple classifiers to collect every output feature from h_0 to h_{-1} . The number of classifiers is the same as the number of concatenated sets, and we use $Classifier_t$ to denote the t -th classifier we employed. Corresponding to the order of Set_t , the first problem is to fix the channel differences, because the concatenation operation used in Equation 3.3 is not viable when the size of the features changes. Thus, our classifier makes use of one convolutional layer to adjust the number of channel. Regardless of the output feature h_t , we also aim to increase their channels to match the last feature h_{-1} with a small convolutional kernel size (3×3), each side of the input is zero-padded by one pixel to keep the feature size fixed. Then we use an adaptive maximum pooling layer to downsample the convoluted results into a fixed size (1×1), followed by a batch normalization [42] as a transition layer between the pooling and FC layers. Since the feature size has been downsampled to (1×1), the number of FC inputs will equal to the size of the channel merely. For simplicity, we only use one linear layer to achieve the FC transformation in this work, followed by the type of rectifier

activation function to ensure that the score is positive. We do not recommend using the *ReLU* because they become inactive for essentially all inputs smaller than zero. In this state, no gradients flow backward through the neuron, and so the neuron falls into a permanent inactive state, becoming a dead neuron, and will not be conducive to score any category. In view of this, our design tends to use the *Softplus* that can be viewed as a smooth version of *ReLU*, which is monotonic and differentiable, having a positive first order derivative in \mathbb{R} . By stacking the above layers, we have completed the feature extraction within the proposed classifiers, and each classifier generates a score vector for each category.

3.2. Score Normalization. In addition to feature extraction, we must also normalize the score vector to collect the result of each classifier. We design that the classifier should provide the confidence rate (score) rather than making a classification decision. The result is regarded as the scores for each category. Usually, this part can be achieved directly through the *Softmax* function, but the convergence is slow in practice, so we introduce the method of using the $L2$ normalization to enhance the convergence of this part.

We first review the general form of the $L1$ and $L2$ normalization, for any $f_1(x_i)$ and $f_2(x_i)$,

$$L1(f_1(x_i)) = \frac{f_1(x_i)}{\sum_k f_1(x_k)},$$

$$L2(f_2(x_i)) = \frac{f_2(x_i)}{\sqrt{\sum_k f_2^2(x_k)}},$$

where N denote the number of categories, and the respect partial derivatives are,

$$\frac{\partial L1(f_1(x_i))}{\partial x_j} = \frac{1}{\sum_k f_1(x_k)} \left(-\frac{f_1(x_i)}{\sum_k f_1(x_k)} \right) \frac{\partial f_1(x_j)}{\partial x_j},$$

$$\frac{\partial L2(f_2(x_i))}{\partial x_j} = \frac{1}{\sqrt{(\sum_k f_2^2(x_k))}} \left(-\frac{f_2(x_i) f_2(x_j)}{\sum_k f_2^2(x_k)} \right) \frac{\partial f_2(x_j)}{\partial x_j}.$$

It is worth noting that the $L1(f_1(x))$ becomes the *Softmax* normalization if $f_1(x) = e^x$. The normalization method we propose here is $L2(f_2(x))$ with $f_2(x) = \sqrt{e^x}$. We use $S(x)$ and $L(x)$ to denote *Softmax* and the proposed normalization method, respectively. According to above discussion, we formulate the final form as,

$$S(x_i) = L1(e^{x_i}) = \frac{e^{x_i}}{\sum_k e^{x_k}},$$

$$L(x_i) = L2(\sqrt{e^{x_i}}) = \sqrt{\frac{e^{x_i}}{\sum_k e^{x_k}}}.$$

The corresponding partial derivatives become,

$$(3.4) \quad \frac{\partial S(x_i)}{\partial x_j} = \frac{1}{\sum_k e^{x_k}} \left(-\frac{e^{x_i}}{\sum_k e^{x_k}} \right) e^{x_j},$$

$$(3.5) \quad \frac{\partial L(x_i)}{\partial x_j} = \frac{1}{\sqrt{\sum_k e^{x_k}}} \left(-\frac{\sqrt{e^{x_i}} \sqrt{e^{x_j}}}{\sum_k e^{x_k}} \right) \frac{1}{2} \sqrt{e^{x_j}}.$$

Since our goal is to enhance the convergence, we must find a condition that satisfies the proposition about the partial derivatives, $\frac{\partial L(x_i)}{\partial x_j} \geq \frac{\partial S(x_i)}{\partial x_j}$, *i.e.*,

$$\frac{1}{\sqrt{\sum_k e^{x_k}}} \left(-\frac{\sqrt{e^{x_i}} \sqrt{e^{x_j}}}{\sum_k e^{x_k}} \right) \frac{1}{2} \sqrt{e^{x_j}} \geq \frac{1}{\sum_k e^{x_k}} \left(-\frac{e^{x_i}}{\sum_k e^{x_k}} \right) e^{x_j}.$$

We simplify this and obtain,

$$(3.6) \quad \sum_k e^{x_k} \leq 4e^{x_i}.$$

It can be found that Equation 3.6 leads to the necessary condition $N < 4e^{x_i}$, which can be rewritten as,

$$x_i > \ln \frac{N}{4},$$

when we assume all $x_i > 0$, because there is a *Softplus* function at the end of the feature extraction. In summary, by using our normalization method with necessary condition $x_1, x_2, \dots, x_k > \ln \frac{N}{4}$, the enhancement of convergence becomes more and more obvious with the increase of accuracy. Based on the theory, the proposed classifiers must have the lower bound $\ln \frac{N}{4}$. In fact, the *Softplus* function always satisfies with $x > 0 \geq \ln \frac{N}{4}$ for $N \geq 4$.

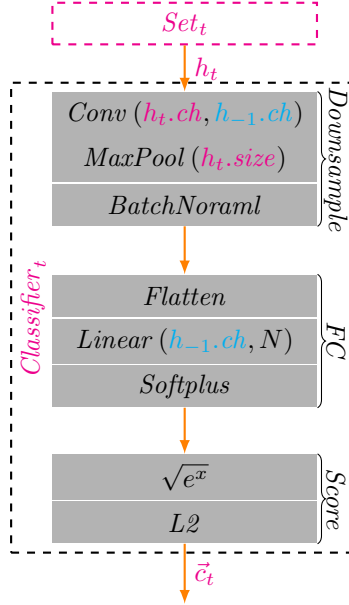


FIGURE 3. The complete internal design of the proposed classifier. h_t is the t -th output feature produced from Set_t , h_{-1} is the last output feature, which is the same as in Figure 2, $h.ch$ and $h.size$ denote the number of *channels* and the *size* of feature h , respectively, N denotes the number of categories.

As shown in Figure 3, we detail the structure of all the stacked layers in the classifier. There are three parts of the procedures for each classifier. First, *Downsample* performs the feature extraction. Next, *FC* projects the extracted information into

each category as a reference. Finally, *Score* normalizes these references into the output vector \vec{c}_t for the final decision making with other classifiers.

3.3. Network Architectures. Following the last stage of the classification neural network, we must finally provide a probability vector to calculate the cross entropy loss through the *Softmax* function. Considering the variable length of future concatenate-designed network, the number of vectors \vec{c}_t produced by our classifier that are used in other networks may also be different. Therefore, we want to maintain its scalability and use the sum of the vectors in Equation 3.3 as the final output of the multiple classifier strategy. The overall design of the proposed method can inherit the backbone architecture of any concatenate-designed neural network, making it easy to implement and apply to other tasks. This can be achieved simply by adding a classifier following each Set_t to the existing classification networks. Under a well optimized deep learning platform, each classifier requires only a fixed amount of computational cost and memory consumption, making the deployment very efficient.

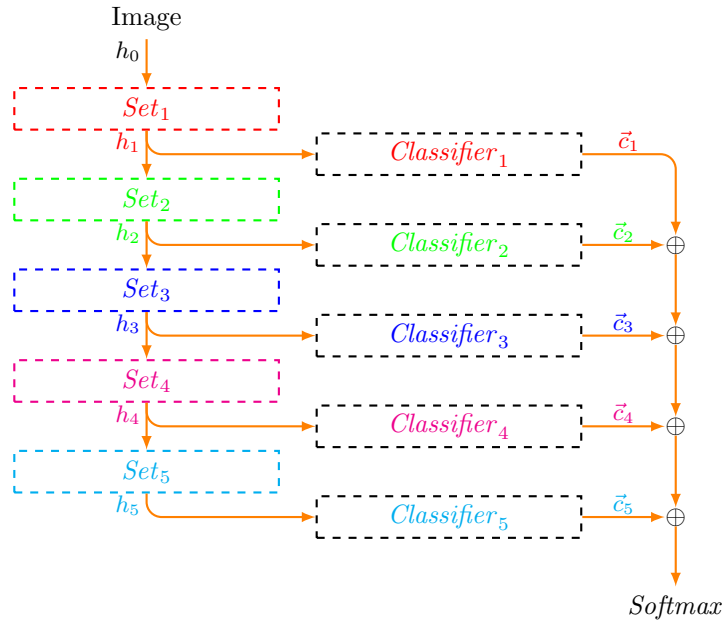


FIGURE 4. The complete structure of proposed classification method. Set_t is contributed by the original network design (like Figure 1). The proposed $Classifier_t$ collects output feature h_t , and then produces a vector \vec{c}_t as a reference for final decision, instead of using a classifier at the end.

As listed in Table 1 and Table 2, we measure the model complexity by counting the total number of training parameters within each neural network, and measure the computational cost of each deeper model using the floating-point operations per second (FLOPS). As found in the results, the required parameters of the neural network when using the proposed multiple classifiers are about 50.0% more than

TABLE 1. The architecture and complexity of our re-implemented concatenate-designed neural networks. We present their required training parameters and computational cost using the FLOPS with input size of one $3 \times 32 \times 32$ image.

| <i>Stage</i> | VGG16 | ResNet18 | DLA34 | DenseNet121 |
|-------------------------|--|---|--|---|
| <i>Set</i> ₁ | $[3 \times 3, 64] \times 2$ | $[3 \times 3, 64] \times 1$ | $[3 \times 3, 16] \times 1$ | $[3 \times 3, 64] \times 1$ |
| <i>Set</i> ₂ | $[3 \times 3, 128] \times 2$ | $\begin{bmatrix} 3 \times 3, 64 \\ 3 \times 3, 64 \end{bmatrix} \times 2$ | $[3 \times 3, 32] \times 1$ | $\begin{bmatrix} 1 \times 1, 128 \\ 3 \times 3, 32 \end{bmatrix} \times 6$ $[1 \times 1, 128] \times 1$ |
| <i>Set</i> ₃ | $[3 \times 3, 256] \times 3$ | $\begin{bmatrix} 3 \times 3, 128 \\ 3 \times 3, 128 \end{bmatrix} \times 2$ | $\begin{bmatrix} 3 \times 3, 64 \\ 3 \times 3, 64 \end{bmatrix} \times 2$ $[1 \times 1, 64] \times 1$ | $\begin{bmatrix} 1 \times 1, 128 \\ 3 \times 3, 32 \end{bmatrix} \times 12$ $[1 \times 1, 256] \times 1$ |
| <i>Set</i> ₄ | $[3 \times 3, 512] \times 3$ | $\begin{bmatrix} 3 \times 3, 256 \\ 3 \times 3, 256 \end{bmatrix} \times 2$ | $\begin{bmatrix} 3 \times 3, 128 \\ 3 \times 3, 128 \end{bmatrix} \times 2$ $[1 \times 1, 128] \times 1$ $\times 2$ $[1 \times 1, 128] \times 1$ | $\begin{bmatrix} 1 \times 1, 128 \\ 3 \times 3, 32 \end{bmatrix} \times 24$ $[1 \times 1, 512] \times 1$ |
| <i>Set</i> ₅ | $[3 \times 3, 512] \times 3$ | $\begin{bmatrix} 3 \times 3, 512 \\ 3 \times 3, 512 \end{bmatrix} \times 2$ | $\begin{bmatrix} 3 \times 3, 256 \\ 3 \times 3, 256 \end{bmatrix} \times 2$ $[1 \times 1, 256] \times 1$ $\times 2$ $[1 \times 1, 256] \times 1$ | $\begin{bmatrix} 1 \times 1, 128 \\ 3 \times 3, 32 \end{bmatrix} \times 16$ |
| <i>Set</i> ₆ | | | $\begin{bmatrix} 3 \times 3, 512 \\ 3 \times 3, 512 \end{bmatrix} \times 2$ $[1 \times 1, 512] \times 1$ | |
| <i>Classifier</i> | $\begin{bmatrix} 512 \times 4096 \\ 4096 \times 4096 \\ 4096 \times N \end{bmatrix}$ | $[512 \times N]$ | $[512 \times N]$ | $[1024 \times N]$ |
| Training parameters | 15.7×10^6 | 10.2×10^6 | 15.1×10^6 | 18.0×10^6 |
| FLOPS | 0.3×10^9 | 0.9×10^9 | 0.3×10^9 | 1.1×10^9 |

that of the original network, and the FLOPS reaches up to 200.0% in a training epoch.

4. EXPERIMENTS RESULT AND DISCUSSION

In order to evaluate the proposed method on a variety of state-of-art classification models, we applied our approach to the CIFAR-10 and CIFAR-100 datasets [19], which are labeled by 10 and 100 classes color images, respectively, with 50k for training and 10k for testing. All our experiments are conducted on an NVIDIA GeForce RTX 2080 Ti with 11.0GB of video memory. In order to compare the proposed strategy with the original networks, we re-implement the VGG16 [14],

TABLE 2. The architecture and complexity of our re-implemented concatenate-designed neural networks with the proposed multiple classifier strategy. We present their required training parameters and computational cost using the FLOPs with input size of one $3 \times 32 \times 32$ image.

| <i>Stage</i> | VGG16 | ResNet18 | DLA34 | DenseNet121 |
|----------------------------|--|---|---|--|
| <i>Set₁</i> | $[3 \times 3, 64] \times 2$ | $[3 \times 3, 64] \times 1$ | $[3 \times 3, 16] \times 1$ | $[3 \times 3, 64] \times 1$ |
| <i>Set₂</i> | $[3 \times 3, 128] \times 2$ | $\begin{bmatrix} 3 \times 3, 64 \\ 3 \times 3, 64 \end{bmatrix} \times 2$ | $[3 \times 3, 32] \times 1$ | $\frac{\begin{bmatrix} 1 \times 1, 128 \\ 3 \times 3, 32 \end{bmatrix} \times 6}{[1 \times 1, 128] \times 1}$ |
| <i>Set₃</i> | $[3 \times 3, 256] \times 3$ | $\begin{bmatrix} 3 \times 3, 128 \\ 3 \times 3, 128 \end{bmatrix} \times 2$ | $\frac{\begin{bmatrix} 3 \times 3, 64 \\ 3 \times 3, 64 \end{bmatrix} \times 2}{[1 \times 1, 64] \times 1}$ | $\frac{\begin{bmatrix} 1 \times 1, 128 \\ 3 \times 3, 32 \end{bmatrix} \times 12}{[1 \times 1, 256] \times 1}$ |
| <i>Set₄</i> | $[3 \times 3, 512] \times 3$ | $\begin{bmatrix} 3 \times 3, 256 \\ 3 \times 3, 256 \end{bmatrix} \times 2$ | $\frac{\begin{bmatrix} 3 \times 3, 128 \\ 3 \times 3, 128 \end{bmatrix} \times 2}{[1 \times 1, 128] \times 1} \times 2$ $[1 \times 1, 128] \times 1$ | $\frac{\begin{bmatrix} 1 \times 1, 128 \\ 3 \times 3, 32 \end{bmatrix} \times 24}{[1 \times 1, 512] \times 1}$ |
| <i>Set₅</i> | $[3 \times 3, 512] \times 3$ | $\begin{bmatrix} 3 \times 3, 512 \\ 3 \times 3, 512 \end{bmatrix} \times 2$ | $\frac{\begin{bmatrix} 3 \times 3, 256 \\ 3 \times 3, 256 \end{bmatrix} \times 2}{[1 \times 1, 256] \times 1} \times 2$ $[1 \times 1, 256] \times 1$ | $\frac{\begin{bmatrix} 1 \times 1, 128 \\ 3 \times 3, 32 \end{bmatrix} \times 16}{[1 \times 1, 256] \times 1}$ |
| <i>Set₆</i> | | | $\frac{\begin{bmatrix} 3 \times 3, 512 \\ 3 \times 3, 512 \end{bmatrix} \times 2}{[1 \times 1, 512] \times 1}$ | |
| <i>Proposed Classifier</i> | $\begin{bmatrix} 3 \times 3, 512 \\ 512 \times N \end{bmatrix} \times 5$ | $\begin{bmatrix} 3 \times 3, 512 \\ 512 \times N \end{bmatrix} \times 5$ | $\begin{bmatrix} 3 \times 3, 512 \\ 512 \times N \end{bmatrix} \times 6$ | $\begin{bmatrix} 3 \times 3, 1024 \\ 1024 \times N \end{bmatrix} \times 5$ |
| Training parameters | 21.5×10^6 | 15.9×10^6 | 20.0×10^6 | 26.3×10^6 |
| FLOPS | 0.5×10^9 | 1.4×10^9 | 0.6×10^9 | 2.0×10^9 |

ResNet18 [18], DLA34 [43] and DenseNet121 [40] with and without our multiple classifiers in PyTorch [44], respectively, and used the advanced gradient-related optimizer, the Adam [45] method with a learning rate of 0.001. All experiments use the same dataset in each test with a batch size of 100 per iteration set, and with the same configuration and the same number of neural nodes, as shown in Table 1 and Table 2. For a justified comparison, we also train the original and the proposed models with the same training procedure. We use random cropping and horizontal flipping with color normalization, followed by the random erasure data augmentation [15]. We target to process 300 epochs to compare the accuracy and convergence of the various models. In addition, there is a scheduler for adjusting the learning rate. It reduces the learning rate when the loss becomes stagnant.

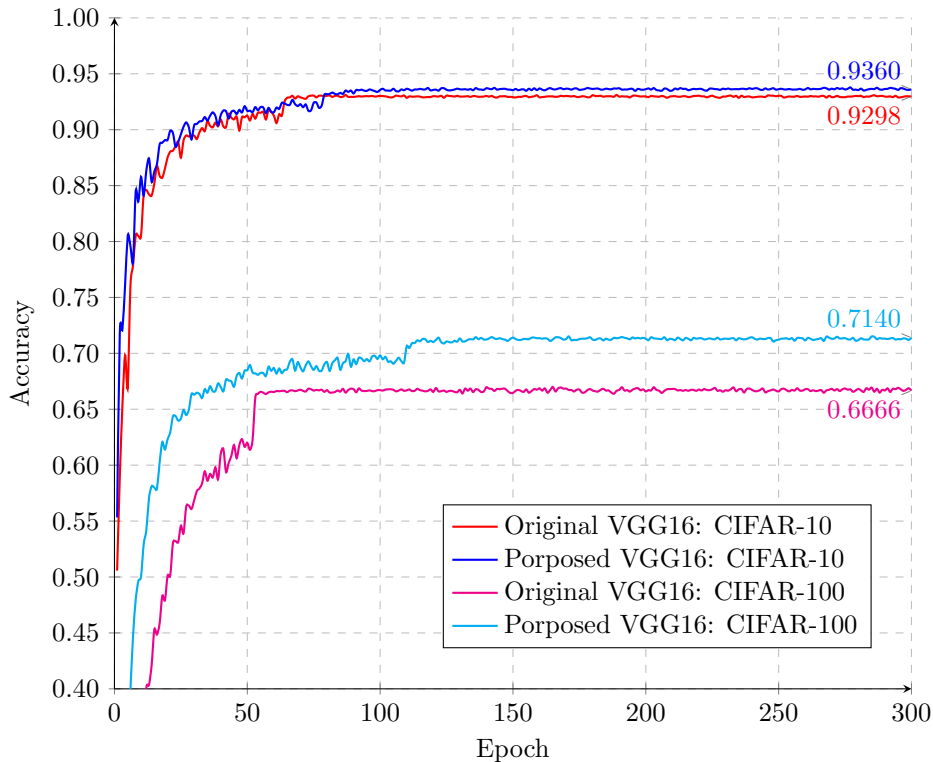


FIGURE 5. The accuracy of training data after 300 epoch in the original and proposed VGG16.

For more credibility, each model has been tested eight times. However, we only show the results with the best accuracy in the figures from Figure 5 to Figure 8, with the purpose to visualize the convergence during the training period. As expected in subsection 3.2, we see that the convergence contributed by the proposed method is significantly improved. They converge faster with increasing accuracy. All the experiments can be well trained within 150 epochs. Note that in addition to the (best) results shown in these figures, the convergences of all the experiments using the proposed method are better than those of the original when the accuracy is greater than 0.5. On the other hand, Table 1 and Table 2 show that the proposed classifier requires more training parameters, and the FLOPS also increases, but the increase of the FLOPS can almost overcome the time increase caused by the increased parameters, so this is only a little more than the original time.

TABLE 3. The average accuracy of CIFAR-10 test data with the error range.

| <i>Method</i> | VGG16 | ResNet18 | DLA34 | DenseNet121 |
|-----------------|---------------------|---------------------|---------------------|---------------------|
| <i>Original</i> | 0.9258 ± 0.0031 | 0.9334 ± 0.0042 | 0.9205 ± 0.0032 | 0.9359 ± 0.0037 |
| <i>Proposed</i> | 0.9336 ± 0.0005 | 0.9505 ± 0.0013 | 0.9337 ± 0.0021 | 0.9528 ± 0.0029 |

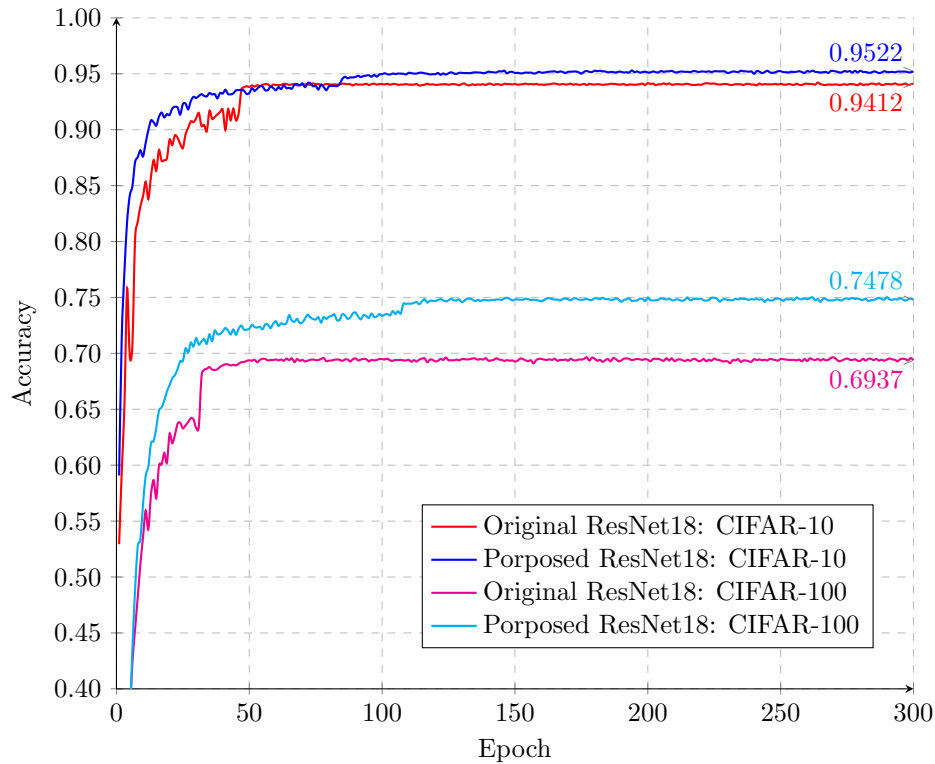


FIGURE 6. The accuracy of training data after 300 epoch in the original and proposed ResNet18.

TABLE 4. The average accuracy of CIFAR-100 test data with the error range.

| <i>Method</i> | VGG16 | ResNet18 | DLA34 | DenseNet121 |
|-----------------|---------------------|---------------------|---------------------|---------------------|
| <i>Original</i> | 0.6626 ± 0.0033 | 0.6933 ± 0.0063 | 0.6056 ± 0.0124 | 0.6815 ± 0.0069 |
| <i>Proposed</i> | 0.7174 ± 0.0036 | 0.7450 ± 0.0061 | 0.7185 ± 0.0027 | 0.7669 ± 0.0052 |

Meanwhile, Table 3 and Table 4 list the average accuracy of the test data with the error range, with the purpose to illustrate the improvement by our method. It can be seen that the accuracy and the stability in our method have been significantly improved. The accuracy by the proposed method is found to improve the overall classification performance in multiple runs. The most obvious improvement is the CIFAR-100 classification, by a gap of 5.0%. Commonly, with the discovery of VGG16, ResNet18, DLA34 and DensNet121, the performance improves, and our method can further improve these functions without a lot of work. For more complex and deeper networks, the gain of our method will be even higher. In addition to these network backbones, our experiment also requires more pre-processing and post-processing, the reason for that is less relevant and we are not going into

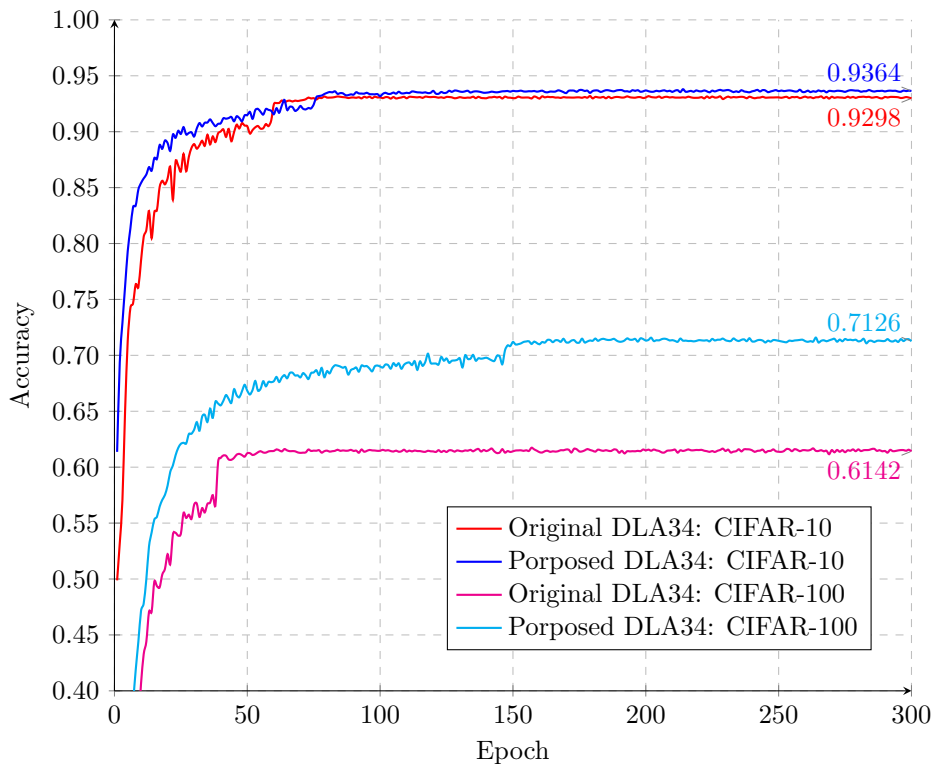


FIGURE 7. The accuracy of training data after 300 epoch in the original and proposed DenseNet181.

the detail. Please find the complete source code and experimental results in the supplemental files.

5. CONCLUSION

We present a multiple classifier method that can improve the performance from a new perspective, and as the number of modules multiplying their connectivity get greater, the method is more effective. By adjusting the concatenated architectures used for classification tasks, we identify the need for multiple classifiers to participate, and make the final decision according to their results. We further discover the condition to enhance the convergence, and embed it into the proposed classifier. Compared with the original model, our method is more accurate, and can make use of parameters and computations more efficiently. Experiments show that the dominant architectures can all be improved by using the multiple classifiers. The gap of accuracy improvement is obvious.

REFERENCES

- [1] A. Krizhevsky, I. Sutskever, G. E. Hinton, Imagenet classification with deep convolutional neural networks, in: NIPS, 2012, pp. 1106–1114.
- [2] S. Lawrence, C. L. Giles, A. C. Tsoi, A. D. Back, Face recognition: a convolutional neural-network approach, *IEEE Trans. Neural Networks* 8 (1) (1997) 98–113.

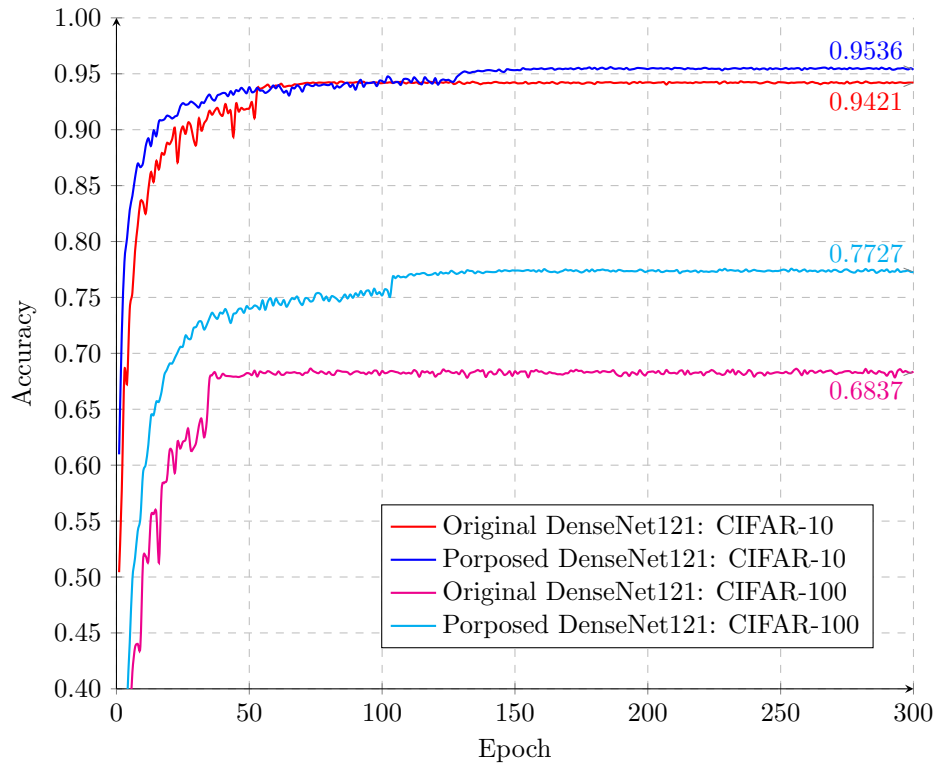


FIGURE 8. The accuracy of training data after 300 epoch in the original and proposed DenseNet181.

- [3] Y. Sun, D. Liang, X. Wang, X. Tang, Deepid3: Face recognition with very deep neural networks, CoRR abs/1502.00873 (2015).
- [4] R. Ranjan, S. Sankaranarayanan, C. D. Castillo, R. Chellappa, An all-in-one convolutional neural network for face analysis, in: FG, IEEE Computer Society, 2017, pp. 17–24.
- [5] D. Shen, G. Wu, H.-I. Suk, Deep learning in medical image analysis, Annual Review of Biomedical Engineering 19 (1) (2017) 221–248.
- [6] J. Jiang, P. R. Trundle, J. Ren, Medical image analysis with artificial neural networks, Comput. Medical Imaging Graph. 34 (8) (2010) 617–631.
- [7] W. Nawaz, S. Ahmed, A. Tahir, H. A. Khan, Classification of breast cancer histology images using ALEXNET, in: ICIAR, Vol. 10882 of Lecture Notes in Computer Science, Springer, 2018, pp. 869–876.
- [8] Y. Tian, K. Pei, S. Jana, B. Ray, Deeptest: automated testing of deep-neural-network-driven autonomous cars, in: ICSE, ACM, 2018, pp. 303–314.
- [9] D. K. Kim, T. Chen, Deep neural network for real-time autonomous indoor navigation, CoRR abs/1511.04668 (2015).
- [10] S. Gong, M. Cristani, C. C. Loy, T. M. Hospedales, The re-identification challenge, in: Person Re-Identification, Advances in Computer Vision and Pattern Recognition, Springer, 2014, pp. 1–20.
- [11] L. Xiao, Q. Yan, S. Deng, Scene classification with improved alexnet model, in: ISKE, IEEE, 2017, pp. 1–6.
- [12] L. Wang, C. Lee, Z. Tu, S. Lazebnik, Training deeper convolutional networks with deep supervision, CoRR abs/1505.02496 (2015).
- [13] C. Zhang, S. Bengio, M. Hardt, B. Recht, O. Vinyals, Understanding deep learning requires rethinking generalization, in: ICLR, OpenReview.net, 2017.

- [14] K. Simonyan, A. Zisserman, Very deep convolutional networks for large-scale image recognition, in: ICLR, 2015.
- [15] Z. Zhong, L. Zheng, G. Kang, S. Li, Y. Yang, Random erasing data augmentation, in: AAAI, AAAI Press, 2020, pp. 13001–13008.
- [16] C. Shorten, T. M. Khoshgoftaar, A survey on image data augmentation for deep learning, *J. Big Data* 6 (2019) 60.
- [17] C. Szegedy, W. Liu, Y. Jia, P. Sermanet, S. E. Reed, D. Anguelov, D. Erhan, V. Vanhoucke, A. Rabinovich, Going deeper with convolutions, in: CVPR, IEEE Computer Society, 2015, pp. 1–9.
- [18] K. He, X. Zhang, S. Ren, J. Sun, Deep residual learning for image recognition, in: CVPR, IEEE Computer Society, 2016, pp. 770–778.
- [19] A. Krizhevsky, G. Hinton, et al., Learning multiple layers of features from tiny images (2009).
- [20] J. S. Bridle, Probabilistic interpretation of feedforward classification network outputs, with relationships to statistical pattern recognition, in: NATO Neurocomputing, Vol. 68 of NATO ASI Series, Springer, 1989, pp. 227–236.
- [21] T. G. Dietterich, G. Bakiri, Solving multiclass learning problems via error-correcting output codes, *J. Artif. Intell. Res.* 2 (1995) 263–286.
- [22] J.-D. Zhou, X.-D. Wang, H.-J. Zhou, Y.-H. Cui, S. Jing, Coding design for error correcting output codes based on perceptron, *Optical Engineering* 51 (5) (2012) 1–7.
- [23] D. C. Cireşan, U. Meier, L. M. Gambardella, J. Schmidhuber, Convolutional neural network committees for handwritten character classification, in: ICDAR, IEEE Computer Society, 2011, pp. 1135–1139.
- [24] V. Vapnik, An overview of statistical learning theory, *IEEE Trans. Neural Networks* 10 (5) (1999) 988–999.
- [25] T. Joachims, Making large-scale svm learning practical, Technical report, Dortmund (1998).
- [26] H. Byun, S. Lee, A survey on pattern recognition applications of support vector machines, *Int. J. Pattern Recognit. Artif. Intell.* 17 (3) (2003) 459–486.
- [27] L. Naranjo, C. J. Perez, J. Martín, Y. Campos-Roca, A two-stage variable selection and classification approach for parkinson’s disease detection by using voice recording replications, *Comput. Methods Programs Biomed.* 142 (2017) 147–156.
- [28] M. Elleuch, R. Maalej, M. Kherallah, A new design based-svm of the CNN classifier architecture with dropout for offline arabic handwritten recognition, in: ICCS, Vol. 80 of Procedia Computer Science, Elsevier, 2016, pp. 1712–1723.
- [29] S. Hershey, S. Chaudhuri, D. P. W. Ellis, J. F. Gemmeke, A. Jansen, R. C. Moore, M. Plakal, D. Platt, R. A. Saurous, B. Seybold, M. Slaney, R. J. Weiss, K. W. Wilson, CNN architectures for large-scale audio classification, in: ICASSP, IEEE, 2017, pp. 131–135.
- [30] J. E. Ball, D. T. Anderson, C. S. Chan, A comprehensive survey of deep learning in remote sensing: Theories, tools and challenges for the community, *CoRR abs/1709.00308* (2017).
- [31] A. Mandelbaum, D. Weinsall, Distance-based confidence score for neural network classifiers, *CoRR abs/1709.09844* (2017).
- [32] N. Ueda, Optimal linear combination of neural networks for improving classification performance, *IEEE Trans. Pattern Anal. Mach. Intell.* 22 (2) (2000) 207–215.
- [33] K. Lai, D. Liu, S. Chang, M. Chen, Learning sample specific weights for late fusion, *IEEE Trans. Image Process.* 24 (9) (2015) 2772–2783.
- [34] H. Cao, S. Bernard, L. Heutte, R. Sabourin, Dynamic voting in multi-view learning for radiomics applications, in: S+SSPR, Vol. 11004 of Lecture Notes in Computer Science, Springer, 2018, pp. 32–41.
- [35] J. Díez-Pastor, J. J. Rodríguez, C. I. García-Osorio, L. I. Kuncheva, Diversity techniques improve the performance of the best imbalance learning ensembles, *Inf. Sci.* 325 (2015) 98–117.
- [36] Z. Wu, C. Shen, A. van den Hengel, Wider or deeper: Revisiting the resnet model for visual recognition, *Pattern Recognit.* 90 (2019) 119–133.
- [37] M. Hammann, M. Kraus, S. Shafaei, A. C. Knoll, Identity recognition in intelligent cars with behavioral data and lstm-resnet classifier, *CoRR abs/2003.00770* (2020).
- [38] Y. Chen, X. Jin, B. Kang, J. Feng, S. Yan, Sharing residual units through collective tensor factorization in deep neural networks, *CoRR abs/1703.02180* (2017).
- [39] S. Xie, R. B. Girshick, P. Dollár, Z. Tu, K. He, Aggregated residual transformations for deep neural networks, in: CVPR, IEEE Computer Society, 2017, pp. 5987–5995.

- [40] G. Huang, Z. Liu, L. van der Maaten, K. Q. Weinberger, Densely connected convolutional networks, in: CVPR, IEEE Computer Society, 2017, pp. 2261–2269.
- [41] Y. LeCun, L. Bottou, Y. Bengio, P. Haffner, Gradient-based learning applied to document recognition, Proceedings of the IEEE 86 (11) (1998) 2278–2324.
- [42] S. Ioffe, C. Szegedy, Batch normalization: Accelerating deep network training by reducing internal covariate shift, in: ICML, Vol. 37 of JMLR Workshop and Conference Proceedings, JMLR.org, 2015, pp. 448–456.
- [43] F. Yu, D. Wang, E. Shelhamer, T. Darrell, Deep layer aggregation, in: CVPR, IEEE Computer Society, 2018, pp. 2403–2412.
- [44] A. Paszke, S. Gross, S. Chintala, G. Chanan, E. Yang, Z. DeVito, Z. Lin, A. Desmaison, L. Antiga, A. Lerer, Automatic differentiation in pytorch (2017).
- [45] D. P. Kingma, J. Ba, Adam: A method for stochastic optimization, in: ICLR (Poster), 2015.

SCHOOL OF APPLIED SCIENCES, MACAO POLYTECHNIC INSTITUTE, MACAO, CHINA
Email address: `chankahou@ipm.eud.mo`

MACAO POLYTECHNIC INSTITUTE, MACAO, CHINA

SCHOOL OF APPLIED SCIENCES, MACAO POLYTECHNIC INSTITUTE, MACAO, CHINA
Email address: `wke@ipm.eud.mo`