

Quantum logic synthesis for Satisfiability Problems

Shuai Yang,^{1,2} Wei Zi,^{1,2} Bujiao Wu,^{1,2} Cheng Guo,^{1,2} Jialin Zhang,^{1,2} and Xiaoming Sun^{1,2}

¹*Institute of Computing Technology, Chinese Academy of Sciences*

²*University of Chinese Academy of Sciences*

To demonstrate the advantage of quantum computation, many attempts have been made to attack classically intractable problems, such as the satisfiability problem (SAT), with quantum computer. To use quantum algorithms to solve these NP-hard problems, a quantum oracle with quantum circuit implementation is usually required. In this manuscript, we first introduce a novel algorithm to synthesize quantum logic in the Conjunctive Normal Form (CNF) model. Compared with linear ancillary qubits in the implementation of Qiskit open-source framework, our algorithm can synthesize an m clauses n variables k -CNF with $O(k^2 m^2/n)$ quantum gates by only using three ancillary qubits. Both the size and depth of the circuit can be further compressed with the increase in the number of ancillary qubits. When the number of ancillary qubits is $\Omega(m^\epsilon)$ (for any $\epsilon > 0$), the size of the quantum circuit given by the algorithm is $O(km)$, which is asymptotically optimal. Furthermore, we design another algorithm to optimize the depth of the quantum circuit with only a small increase in the size of the quantum circuit. Experiments show that our algorithms have great improvement in size and depth compared with the previous algorithms.

INTRODUCTION

Quantum circuit synthesis, which constructs a quantum circuit for a specific unitary matrix, has been a research hotspot in recent years. The reasons for this attention are the limits in the current quantum devices. One is the fact that only 50 to 100 qubits can be used in current quantum devices, i.e. 53-qubit Google Quantum chip Sycamore [2] and 65-qubit IBM Quantum Hummingbird processor [22]. Another is only shallow circuits can be implemented on existing quantum devices due to decoherence [2, 4, 10, 20, 22]. There is plenty of work aiming to optimize the size of general quantum circuits [11, 17, 18]. Ancillary qubits are some extra qubits being used to achieve some specific goals in quantum computation, and are restored after executing the quantum circuits. We call an ancillary qubit clean, if the initial state of the ancillary qubit is fixed to $|0\rangle$ or $|1\rangle$, otherwise call it dirty. Without loss of generality, assume the initial state of a clean ancillary qubit is $|0\rangle$. Ancillary qubits is widely used in synthesis algorithm to reduce the size or depth of quantum circuit [6, 9, 13]. So, it is necessary to consider how to synthesize the quantum circuit with a small size/depth and limited ancillary qubits.

A Boolean formula over variables x_1, x_2, \dots, x_n consists of the variables and the logical operates AND(\wedge), OR(\vee), NOT(\neg). If the Boolean formula is an AND of OR's of variables or their negations, we say that this Boolean formula is in conjunctive normal form (CNF). A clause in CNF is a disjunction of variables or negation of variables. If each clause contains at most k variables, the formula is in k -CNF and the width of this CNF is k . In this manuscript, an n variables m clauses k -CNF is denoted by $\text{CNF}_{n,m}^k$. The satisfiability (SAT) problem is to determine whether a CNF formula is satisfiable. SAT problem is a basic NP-hard problem in computer science and is widely used in other fields. To solve the SAT problem with quantum computer, we need to construct a quantum circuit for quantum logic [1, 7]. Meanwhile, quantum logic is an indispensable part of quantum algorithm. Many researchers have designed algorithms to synthesize quantum

logic in a different model [8, 12, 16, 19]. However, it is inefficient to use these methods to construct oracle in quantum algorithms for SAT problem, since it takes exponential time to convert a CNF formula to other forms. In previous algorithms for CNF formula, at least m ancillary qubits are required to synthesize $\text{CNF}_{n,m}^k$. Each ancillary qubit is used to store the result of one clause. This idea is widely used in the implementation of CNF quantum circuits [14, 15, 21] and the Qiskit open-source framework. However, the number of ancillary qubits is limited in Noisy Intermediate-Scale Quantum (NISQ) devices and the number of clauses is usually huge. There is still no efficient algorithm for the CNF formula to synthesize the corresponding quantum circuit with arbitrary ancillary qubits.

This manuscript describes an algorithm to synthesize quantum logic in CNF formula. Due to the shortage of quantum resources, we first design an algorithm to synthesize $\text{CNF}_{n,m}^k$ with ℓ ancillary qubits and a few quantum gates, for all $\ell \geq 3$. With the growth of ℓ , the size of the circuit decrease. When $\ell = \Omega(m^\epsilon)$, here ϵ is an arbitrary number greater than 0, the size of the circuit will be $O(km)$, which is asymptotically optimal. In order to further optimize the depth of the circuit, we just adjust our algorithm in the inner-most recursion. The depth of the circuit is greatly reduced and only a small increase in the size. Experiments are designed for all these algorithms to show their performances. For random 7-CNF, the depth of the quantum circuit generated by our algorithm is about 1% of the other algorithm in CNF formula.

The rest of the manuscript progresses as follows: we first show these two main algorithms and analyze the complexity of these algorithms in section algorithm. The experimental result will show in section performance and finally, the manuscript will be concluded in section conclusion.

ALGORITHM

In this section, we will first introduce two algorithms for quantum logic synthesis in CNF. And then we will give the lower bound of size and depth of the quantum circuit for $\text{CNF}_{n,m}^k$ to show our algorithm is near to asymptotically optimal.

Firstly, we use arbitrary $\ell (\geq 3)$ ancillary qubits to synthesize CNF formula. Similar to the circuit that synthesizes the k -Toffoli gate, we use the dirty ancillary qubits to store the information temporarily and then merge all the clauses into the target qubit. The circuit merges $\ell/2 + 1$ clauses by leveraging ℓ dirty ancillary qubits is shown in FIG. 1. Here we define $\text{Size}_\ell(f)$ as the gates used to synthesize Boolean formula f with ℓ ancillary qubits. Using Toffoli gate, we can easily synthesize one clause in CNF and the cost is $O(k)$ [21], which means $\text{Size}_0(\text{CNF}_{n,1}^k) = O(k)$.

Lemma 1. Let $g_1, g_2, \dots, g_{(\ell+1)/2}$ be boolean functions, then $\text{Size}_\ell(g_1 \wedge g_2 \wedge \dots \wedge g_{(\ell+1)/2}) = O(\ell + \sum_i \text{Size}_\ell(g_i))$.

Proof. In FIG. 1, we use a Toffoli-formula-Toffoli structure, which consists of two Toffoli gate and a formula gate g_i , $g_i |x\rangle |c\rangle \rightarrow |x\rangle |c \oplus g_i(x)\rangle$. This structure can merge the Boolean formula and information in another control qubit to the target qubit. We use the structure similar to Toffoli gate to eliminate the influence of ancillary qubits. Then the circuit in FIG 1 can merge $(\ell + 1)/2$ formulae to the target qubit. \square

Some input qubits are free when we merge formulae, and we can use them to merge more clauses as dirty ancillary qubits temporarily. Then we can merge $O(n/k + 2)$ clauses without ancillary qubits.

Lemma 2. $\text{Size}_0(\text{CNF}_{n,n/(k+2)}^k) = O(n)$.

Proof. There are no more than $kn/(k+2)$ variables used in $\text{CNF}_{n,n/(k+2)}^k$, so we can use other input qubits as dirty ancillary qubits. We use half of the ancillary qubits to store clauses and the rest to merge all of the clauses together. \square

With the Lemma 1 and Lemma 2, we now can synthesize $\text{CNF}_{n,m}^k$ recursively.

Theorem 1. $\text{Size}_\ell(\text{CNF}_{n,m}^k) = O(n(\frac{km}{n})^{1+\log_{\ell+1}/2^4})$.

Proof. We recursively apply the circuit in Lemma 1 to synthesize $\text{CNF}_{n,m}^k$, and regard input qubits as temporary ancillary qubits to merge $n/(k+2)$ clauses by using lemma 2 in the inner-most recursion of the circuit in lemma 1. Then we have $\text{Size}_\ell(\text{CNF}_{n,m}^k) = 2\ell \text{Size}_\ell(\text{CNF}_{n,2m/\ell}^k) + 4\ell$ and $\text{Size}_0(\text{CNF}_{n,n/(k+2)}^k) = O(n)$, which can be further reduced to:

$$\text{Size}_\ell(\text{CNF}_{n,m}^k) = O\left(n \left(\frac{km}{n}\right)^{1+\log_{\ell+1}/2^4}\right).$$

\square

Algorithm 1: Size-considered synthesis algorithm

input : A $\text{CNF}_{n,m}^k$ f and the number of ancillary qubits ℓ .
output: A circuit C such that
 $C|x\rangle|c\rangle = |x\rangle|c \oplus f(x)\rangle, \forall x \in \{0, 1\}^n$.

- 1 Initial $d = \log_{\ell/2} m/\ell + 1$, block size $s = m/\ell$;
- 2 **for** i in $[\ell]$ **do**
- 3 Clause $((i-1)s+1, is, \text{Ancillary}[i], d-1)$;
- 4 MutiConToffoli (Ancillaries, Target);
- 5 **Function** Clause ($\text{Sid}, \text{Eld}, \text{Target}, \text{DepthOfRecursion}$) :
- 6 **if** ($\text{DepthOfRecursion} == 0$) **then**
- 7 Use lemma 2 to synthesize $O(n/k)$ clauses.
- 8 **return**;
- 9 Let $s = (\text{Eld} - \text{Sid})/(\ell/2 + 1)$;
- 10 Apply the circuit in FIG 1 recursively, and the single clause synthesis gate should be replaced by Clause ($\text{Sid} + (i-1)s + 1, \text{Sid} + is, \text{Ancillary}[i], \text{DepthOfRecursion} - 1$).
- 11 **return**;

By leveraging Alg. 1, we can make full use of ancillary qubits to synthesize CNF. The former methods need $O(m)$ ancillary qubits and $O(km)$ gates, now we only need $O(m^\epsilon)$ ancillary qubits, for all $\epsilon > 0$ to synthesize with linear number of quantum gates. Furthermore, our method can be used to synthesize more complex formulae, such as the AND-OR tree.

Corollary 1. $\text{Size}_{m^\epsilon}(\text{CNF}_{n,m}^k) = O(km), \epsilon > 0$.

In NISQ devices, a circuit with a long running time will suffer from decoherence, which can decline the accuracy of the algorithm results. So it is necessary to reduce the depth of the quantum circuit.

Alg. 1 just synthesize each clause one by one, a natural question is that can we use a little more quantum gate to synthesize some clauses parallel? The answer is yes. We just adjust the inner-most recursion in Alg. 1. First we divide the ancillary qubits into three parts, (1) q_{mem} , which store the information of inputs; (2) q_{dirty} , which is used for the recursion in Alg. 1; and (3) q_{clean} , which merges $|q_{dirty}|$ clauses together in parallel. When $d = 1$, we first copy input to q_{mem} . Then we can synthesize $|q_{mem}|/k$ clauses in one layer, and next we use q_{clean} to merge all of these clauses in $O(\log |q_{dirty}|)$ depth. Finally, we reset all the ancillary, the steps of the algorithm are shown in Alg. 2. The detail is shown in the supplementary materials. The outer recursion is running on q_{dirty} . Define the $\text{Depth}_\ell(f)$ as the number of layers and $\text{Size}'_\ell(f)$ as the number of gates used to synthesize function f with ℓ ancillary qubits.

Theorem 2. Let $S = \max\{k/\log \ell, 1\}$. Using Alg. 1 and Alg. 2, $\text{Depth}_\ell(\text{CNF}_{n,m}^k) = O\left(k \log \ell \left(\frac{mS}{\ell}\right)^{1+\log_{\ell/S} 4}\right)$ and $\text{Size}'_\ell(\text{CNF}_{n,m}^k) = O(k(m)^{1+\log_{\ell/S} 4})$.

Proof. By leveraging the circuit shown in FIG. 1 recursively, then $\text{Depth}_\ell(\text{CNF}_{n,m}^k) = 2\ell' \text{Depth}_{\ell'}(\text{CNF}_{n,2m/\ell'}^k) + 4\ell'$, here $\ell' = \ell/(S+1)$. Alg. 2 is used to synthesize in parallel in

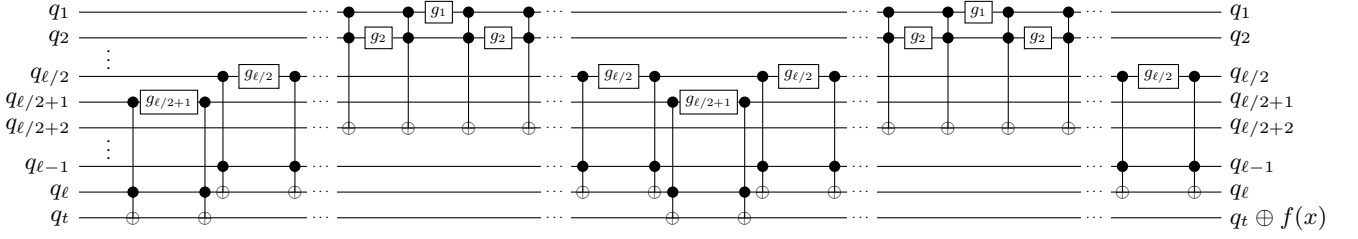


FIG. 1: Using dirty ancillary qubits to merge formulae $g_1, g_2, \dots, g_{\ell/2+1}$. Here $f(x) = g_1(x) \wedge g_2(x) \wedge \dots \wedge g_{\ell/2+1}(x)$. For convenience, we use a single-qubit gate on target qubit to represent the circuit that synthesizes a Boolean formula on target qubit, $g_i |q_j\rangle \rightarrow |q_j \oplus g_i(x)\rangle$.

Algorithm 2: Depth-considered synthesis algorithm

- 1 Let $S = \max\{k/\log \ell, 1\}$, the ancillary qubits is divided into three parts, size of each part is $(S-1)\ell/(S+1)$, $\ell/(S+1)$, $\ell/(S+1)$, represented by $q_{mem}, q_{dirty}, q_{clean}$.
 - 2 Copy the input to q_{mem} .
 - 3 Use the input and q_{mem} to synthesize $\ell/(S+1)$ clauses in parallel in q_{dirty} .
 - 4 Use the q_{clean} to merge all the clauses in parallel.
 - 5 Reset the ancillary qubits.
-

the inner-most recursion, which leads to $\text{Depth}_\ell(\text{CNF}_{n,\ell'}^k) = O(\log n)$.

$$\text{Depth}_\ell(\text{CNF}_{n,m}^k) = O\left(k \log \ell \left(\frac{mS}{\ell}\right)^{1+\log_{\ell/S} 4}\right). \quad (1)$$

The analysis of size is similar to that of depth. \square

Some small optimizations, which do not change the complexity of our algorithm, will be shown in the supplementary materials. In the rest part of this section, we will show that our algorithm is asymptotically optimal for large ℓ . We prove that there exists a k -CNF with m clauses which needs $\Omega(km)$ size of quantum circuits to approximate it with any error $\varepsilon < \frac{\sqrt{2}}{2}$, as depicted in Theorem 3. To give this lower bound, we first need to use the following lemma to give a lower bound for the different instances for $\text{CNF}_{n,m}^k$.

Lemma 3. *There are $\Omega\left(\binom{n}{m}\right)$ different instances for $\text{CNF}_{n,m}^k$.*

We prove this lemma by counting the different instances of a specific set of CNF defined as follows,

$$\mathcal{A} := \{\phi | \phi = l_1 \wedge \dots \wedge l_m, l_i \in \mathcal{L}, l_i \neq l_j, \text{ for } i \neq j \in [m]\},$$

where

$$\mathcal{L} := \{v_1 \vee \dots \vee v_k | v_i \in \{\overline{x_1}, \dots, \overline{x_n}\}, v_i \neq v_j \text{ for } i, j \in [k]\}$$

be the set of clauses with k -variables. We prove that the size of \mathcal{A} is $\binom{n}{m}$, and all of instances in \mathcal{A} are different in Supplementary materials. Hence there are $\Omega\left(\binom{n}{m}\right)$ different instances for k -CNF with m -clause.

Theorem 3. *There exists a $\text{CNF}_{n,m}^k$, any quantum circuits approximating it with error $\varepsilon < \frac{\sqrt{2}}{2}$ needs size $\Omega(km)$.*

Let $U \in \mathbb{C}^{4 \times 4}$ be a two-qubit gate, and the δ -discretization of the (j, k) -th element U_{jk} be $U_{jk}^\delta = \delta \lfloor a/\delta \rfloor + i\delta \lfloor b/\delta \rfloor$, where $U_{jk} = a + ib$. Then we have $\|U - U^\delta\|_2 < 2\delta$. There are at most $\left(\frac{2}{\delta}\right)^{32}$ different δ -discretizations U^δ for the infinite continuous U in the space by its definition. In the supplementary material, we prove that any two different instances in \mathcal{A} do not share any common $\delta = \frac{\varepsilon}{2s}$ -discretization, where s is the total number of gates for any $\text{CNF}_{n,m}^k$. Here we suppose the quantum circuit only contains 2-qubit gates, since all of single-qubit gates can be expanded to 2-qubit gates by appending some identities. By the fact that the number of different instances is upper bounded by the number of δ -discretization of quantum circuits, we can use counting method to give a lower bound of the circuit size,

$$\binom{\binom{n}{k}}{m} \leq \left(\left(\frac{2}{\delta}\right)^{32} \cdot n\right)^s. \quad (2)$$

It follows that the lower bound holds in Theorem 3. The proof detail is depicted in supplementary materials.

We give two algorithms to synthesize quantum logic in this section, the former one can synthesize CNF with less ancillary qubits and quantum gates, the number of CNOT gate used in our algorithm is $O\left(n \left(\frac{km}{n}\right)^{1+\log_{(\ell+1)/2} 4}\right)$. Then we try to parallel the inner-most recursion of Alg. 1, and the depth of the circuit is reduced to $O\left(k \log \ell \left(\frac{mS}{\ell}\right)^{1+\log_{\ell/S} 4}\right)$. Furthermore, we can see that when $\ell = \Omega(m^\epsilon)$, our algorithm is asymptotically optimal.

ALGORITHM PERFORMANCE

In this section, we will design several experiments to verify the effectiveness of our algorithms. As represented on IBMQ [5], the error rate of a single qubit gate, such as H, X, Y, and Z gate, is much less than the error rate of a two-qubit gate. CNOT gate plays a key role in quantum circuits. Moreover, the duration of the CNOT gate is about ten times longer than

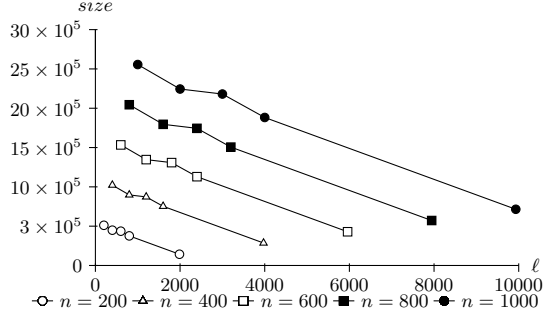


FIG. 2: The size of the circuit obtained by Alg. 1 for random 4-CNF with variable numbers of 200, 400, 600, 800, and 1000. Here, size means the number of CNOT gates, and the number of clauses $m = 9.931n$. The number of ancillary qubits ℓ is $n, 2n, 3n, 4n, m$, corresponding to 5 points on each line in the figure. When the number of ancillary qubits is m , the circuit size generated by Alg. 1 is as well as the circuit size generated by the Ohya algorithm.

the single-qubit gate [10]. Hence, in this section we mainly consider the cost of CNOT gates in a quantum circuit.

We test our Alg. 1 and Alg. 2 with different input size, different number of ancillary qubits and different width of CNF. The input size is ranging from 200 to 1000. The number of ancillary qubits ℓ is $n, 2n, 3n, 4n, m$. And the width of CNF is ranging from 3 to 7. The number of clauses $m = \alpha_t n$ and α_t for different k is list in Table. I. Since for randomly generated CNF, if the clauses to variables ratio α smaller than the threshold value α_t , then CNF is satisfiable with high probability. Otherwise, CNF is unsatisfiable with high probability[3]. The synthesis algorithm used in Qiskit is similar to Ohya algorithm, here we use Ohya algorithm to denote it.

To show the performance of size optimization, we have tested our Alg. 1. All the experiments data are shown in the supplementary materials. We chart the results of 4-CNF, then the size of the circuit is shown in Fig 2. It can be seen from the Fig 2 that our algorithm can work for arbitrarily number of ancillary qubits. And with the number of ancillary qubits increasing, the size of the circuit gradually decreases. When the number of ancillary qubits reaches m , Alg. 1 perform as well as the Ohya Algorithm.

k	3	4	5	6	7
α_t	4.267	9.931	21.117	43.37	87.79

TABLE I: α_t used in our experiments.

We also have tested our Alg. 2 with different parameters. All the experiment data can also be found in the supplementary materials. Here we show the relationship between the number of ancillary qubits and the depth of the circuit generated by Alg. 2 first. The depth of the circuit reduces rapidly when the number of ancillary qubits increases since we make full use of each ancillary qubit. And then we compare our

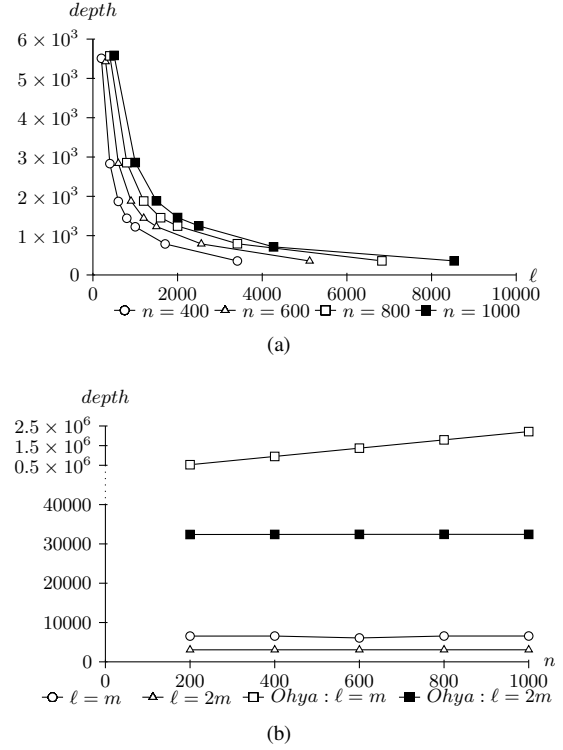


FIG. 3: Fig (a) shows that when the number of ancillary qubits ℓ increases, the depth of the circuit for random 3-CNF generated by Alg. 2 decreases, here n is the number of variables. Fig (b) is the result for randomly 7-CNF. n is the number of variables, and ℓ is the number of ancillary qubits. The two lines of "Ohya" correspond to the depth of quantum circuit that implemented by Ohya algorithm, and the other two lines correspond to the depth of quantum circuit implemented by Alg. 2.

algorithm with the previous algorithms. Because the previous algorithm only works when the number of ancillaries is m and $2m$, we just compare the performance when we use the same number of ancillary qubits. In FIG 3, we list a total of 4 methods to implement random CNF, two of which use Alg. 2 to optimize depth with m and $2m$ ancillary qubits respectively. The third and forth type is using Ohya algorithm with m and $2m$ ancillary qubits, respectively.

We can find the depth cost of our algorithm is related to the ratio of m/n . Our algorithm just uses no more than 1% layers circuit of Ohya algorithm when the ancillary is m and shows significant advantages compared to the previous algorithm.

In this section, we design several experiments to show our performance of two algorithms. Both these two algorithms make full use of each ancillary qubit, we can find our algorithm can work for any number (≥ 3) of ancillary qubits. Both size and depth decrease with the increase of ancillary qubits. Alg. 2 has significant advantages to the previous algorithm. Our algorithm generates the circuit with 1% layers compared to the previous algorithm. More data we will show in the sup-

plementary materials.

CONCLUSION

In this manuscript, we present two algorithms to synthesize the Boolean formula represented by CNF. We first use the technology of synthesizing Toffoli gates with dirty ancillary qubits to merge different clauses together with any $\ell (\geq 3)$ qubits. Later, we adjust the inner-most recursion of Alg. 1, which leads to much shallower circuits with only a little extra cost of the size of the circuit. Additionally, we prove the lower bound of the size and depth cost of the circuit for an n variables m clauses k -CNF instance with ℓ ancillary qubits and our algorithm is asymptotically optimal when $\ell = \Omega(m^\epsilon)$, $\epsilon > 0$. The performance of both Alg. 1 and Alg. 2 are verified by experiments. Our algorithm greatly reduces the depth of quantum circuits and the demand for ancillary qubits. When the number of ancillary qubits is m , Alg. 2 use less than 1% layers of the circuit constructed by previous algorithms. This work can directly be used to construct quantum oracles in the quantum algorithm.

In the future, we will further optimize our algorithm and try to reduce the quantum cost of an n variables m clauses k -CNF instance to $O(km)$, which consistent with the lower bound, with constant ancillary qubits.

-
- [1] Andris Ambainis. Quantum search algorithms. *ACM SIGACT News*, 35(2):22–35, 2004.
 - [2] Frank Arute, Kunal Arya, Ryan Babbush, Dave Bacon, Joseph C Bardin, Rami Barends, Rupak Biswas, Sergio Boixo, Fernando GSL Brandao, David A Buell, et al. Quantum supremacy using a programmable superconducting processor. *Nature*, 574(7779):505–510, 2019.
 - [3] Adrian Balint, Anton Belov, Matti Järvisalo, and Carsten Sinz. Sat challenge 2012 random sat track: Description of benchmark generation. *Proceedings of SAT Challenge*, pages 72–73, 2012.
 - [4] Sergio Boixo, Sergei V Isakov, Vadim N Smelyanskiy, Ryan Babbush, Nan Ding, Zhang Jiang, Michael J Bremner, John M Martinis, and Hartmut Neven. Characterizing quantum supremacy in near-term devices. *Nature Physics*, 14(6):595, 2018.
 - [5] Sergey Bravyi, Sarah Sheldon, Abhinav Kandala, David C Mckay, and Jay M Gambetta. Mitigating measurement errors in multi-qubit experiments. *arXiv preprint arXiv:2006.14044*, 2020.
 - [6] Richard Cleve and John Watrous. Fast parallel circuits for the quantum fourier transform. *arXiv preprint quant-ph/0006004*, 2000.
 - [7] Vedran Dunjko, Yimin Ge, and J Ignacio Cirac. Computational speedups using small quantum devices. *Physical Review Letters*, 121(25):250501, 2018.
 - [8] Kenneth Fazel, Mitchell A Thornton, and JE Rice. Esop-based toffoli gate cascade generation. In *2007 IEEE Pacific Rim Conference on Communications, Computers and Signal Processing*, pages 206–209. IEEE, 2007.
 - [9] Jiaqing Jiang, Xiaoming Sun, Shang-Hua Teng, Bujiao Wu, Kewen Wu, and Jialin Zhang. Optimal space-depth trade-off of cnot circuits in quantum logic synthesis. In *Proceedings of the Fourteenth Annual ACM-SIAM Symposium on Discrete Algorithms*, pages 213–229. SIAM, 2020.
 - [10] Petar Jurcevic, Ali Javadi-Abhari, Lev S Bishop, Isaac Lauer, Daniela F Bogorin, Markus Brink, Lauren Capelluto, Oktay Günlük, Toshinano Itoko, Naoki Kanazawa, et al. Demonstration of quantum volume 64 on a superconducting quantum computing system. *arXiv preprint arXiv:2008.08571*, 2020.
 - [11] Emanuel Knill. Approximation by quantum circuits. *arXiv preprint quant-ph/9508006*, 1995.
 - [12] D Michael Miller, Dmitri Maslov, and Gerhard W Dueck. A transformation based algorithm for reversible logic synthesis. In *Proceedings of the 40th annual Design Automation Conference*, pages 318–323, 2003.
 - [13] Cristopher Moore and Martin Nilsson. Parallel quantum computation and quantum codes. *SIAM Journal on Computing*, 31(3):799–815, 2001.
 - [14] Masanori Ohya. Quantum algorithm for sat problem and quantum mutual entropy. In *Selected Papers Of M Ohya*, pages 51–67. World Scientific, 2008.
 - [15] Masanori Ohya and Natsuki Masuda. Np problem in quantum algorithm. *Open Systems & Information Dynamics*, 7(1):33–39, 2000.
 - [16] Vivek V Shende, Aditya K Prasad, Igor L Markov, and John P Hayes. Synthesis of reversible logic circuits. *IEEE Transactions on Computer-Aided Design of Integrated Circuits and Systems*, 22(6):710–722, 2003.
 - [17] Vivek V Shende, Stephen S Bullock, and Igor L Markov. Synthesis of quantum-logic circuits. *IEEE Transactions on Computer-Aided Design of Integrated Circuits and Systems*, 25(6):1000–1010, 2006.
 - [18] Juha J Vartiainen, Mikko Möttönen, and Martti M Salomaa. Efficient decomposition of quantum gates. *Physical review letters*, 92(17):177902, 2004.
 - [19] Robert Wille and Rolf Drechsler. Bdd-based synthesis of reversible logic for large functions. In *Proceedings of the 46th Annual Design Automation Conference*, pages 270–275, 2009.
 - [20] Yangsen Ye, Zi-Yong Ge, Yulin Wu, Shiyu Wang, Ming Gong, Yu-Ran Zhang, Qingling Zhu, Rui Yang, Shaowei Li, Futian Liang, et al. Propagation and localization of collective excitations on a 24-qubit superconducting processor. *Physical Review Letters*, 123(5):050502, 2019.
 - [21] Ahmed Younes and Jonathan E Rowe. A polynomial time bounded-error quantum algorithm for boolean satisfiability. *arXiv preprint arXiv:1507.05061*, 2015.
 - [22] Guanyu Zhu and Andrew Cross. Hardware-aware approach for fault-tolerant quantum computation. Website, 2020. <https://www.ibm.com/blogs/research/2020/09/hardware>

Supplementary materials for “Quantum logic synthesis for Satisfiability Problems”

Shuai Yang, Wei Zi, Bujiao Wu, Cheng Guo, Jialin Zhang, and Xiaoming Sun
*Institute of Computing Technology, Chinese Academy of Sciences and
University of Chinese Academy of Sciences*

Detail of algorithm 2

In this section, we will introduce the detail of algorithm 2 to reduce the depth of the circuit. An n variables m clauses k -CNF is denoted by $\text{CNF}_{n,m}^k$. Different from algorithm 1, we need to use the lemma shown as follows.

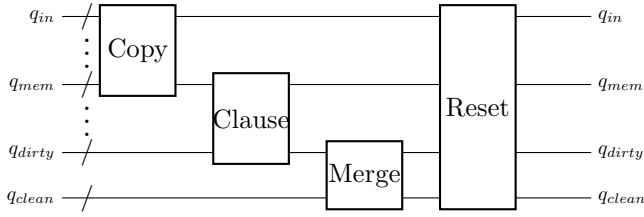


FIG. 1. The circuit in algorithm 2.

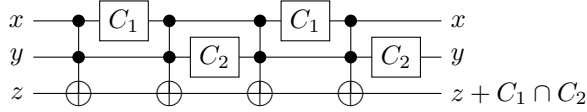


FIG. 2. Circuit in step 3 to merge two clauses in q_{dirty} to a qubit in q_{clean} .

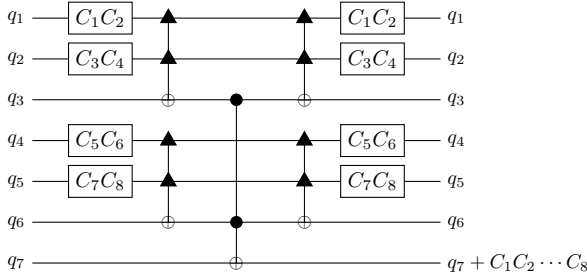


FIG. 3. Circuit in step 4 to merge all clauses in q_{clean} .

Lemma 1. $\text{Depth}_\ell(\text{CNF}_{n,\ell/(S+2)}^k) = O(k \log \ell)$, here $S = \max\{k/\log \ell, 1\}$.

Proof. We first copy the input into q_{mem} . Since we will synthesize $\ell/(S+2)$ clauses in parallel, we copy corresponding variables in q_{mem} . The size of q_{mem} is $S\ell/(S+2)$ and the cost of this step is at most $\log(k\ell/\log \ell) = O(\log(k\ell))$. Then we synthesize each

clause in parallel in the q_{dirty} . The size of q_{mem} is $S\ell/(S+2)$, so we can synthesize $\ell/((S+2)\log \ell)$ clauses in k layers. The cost of step 3 is $\frac{k\ell/(S+2)}{\ell/((S+2)\log \ell)} = O(k \log \ell)$. Using the circuit in FIG. 2, we can merge 2 clauses to the qubits in the q_{clean} in step 3. Later, we merge all these clauses together in the q_{clean} , the detail is in FIG. 3. The cost of this step is $\log(\ell/(S+2)) = O(\log \ell)$. Finally, we reset all the memory by performing the inverse process of algorithm 2. The total CNOT cost is $O(\log(k\ell)) + O(k \log \ell) + O(\log \ell) = O(k \log \ell)$. \square

The Toffoli used in FIG. 3 is not the general Toffoli gated but approximate Toffoli, which is denoted by the triangle. By using this we can reduce the quantum cost to implement a m -control Toffoli with m clean ancillary qubits.

Some small optimizations

In this section, we will show some optimization to reduce the quantum cost. In algorithm 1, if the ancillary qubits are clean at the beginning, the outer-most recursive circuit is shown in FIG. 4. When the number of clauses is close to the number of ancillary, this optimization will reduce the quantum cost by about half. Fur-

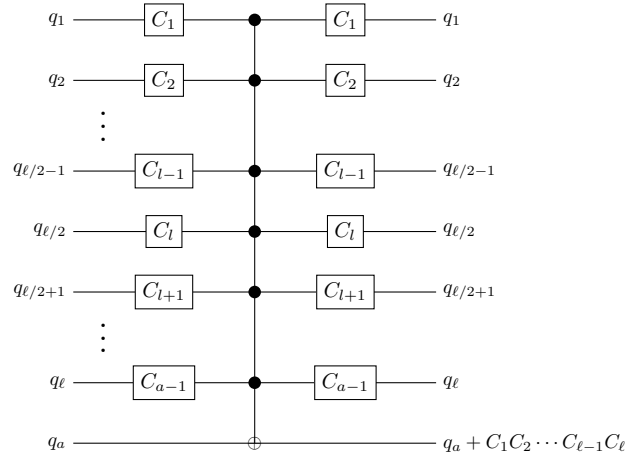


FIG. 4. Circuit of the outer-most recursion.

thermore, when the ancillary qubits are about $2m$, we can use the same technology in algorithm 2 step 4 to merge these clause with a small cost. By using approximate Toffoli to synthesize Toffoli gate, we can reduce the quantum cost of m -control Toffoli gate, which costs a lot

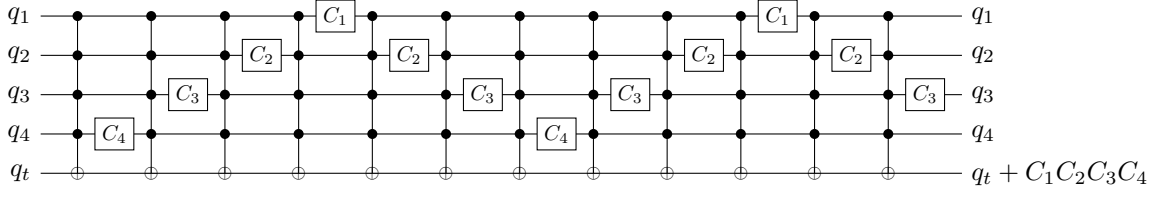


FIG. 5. Circuit when the number of ancillary qubits is small.

in the algorithm, to about 25%. The circuit is similar to the circuit shown in FIG. 3.

When the number of ancillary qubits is small, we can use the circuit shown in FIG. 5 to replace the circuit in FIG.1 of article. All these optimizations will not change the complexity of algorithm 1 but can reduce the quantum cost in constant. By choosing these optimizations reasonably can help us synthesize CNF with less quantum cost.

The lower bound for the number of k -CNF with m -clause

Lemma 2. *There are $\Omega\left(\binom{n}{m}\right)$ different instances for $\text{CNF}_{n,m}^k$.*

Proof. For two functions $\phi_1(x), \phi_2(x)$, we say $\phi_1 \equiv \phi_2$ if $\phi_1(x_1, \dots, x_n) = \phi_2(x_1, \dots, x_n)$ for any legal input (x_1, \dots, x_n) . Let

$$\mathcal{L} := \{v_1 \vee \dots \vee v_k | v_i \in \{\bar{x}_1, \dots, \bar{x}_n\}, v_i \neq v_j \text{ for } i, j \in [k]\}$$

be the set of all clauses with k -variables. Let k -CNF set

$$\mathcal{A} := \{\phi | \phi = l_1 \wedge \dots \wedge l_m, l_i \in \mathcal{L}, l_i \neq l_j, \text{ for } i \neq j \in [m]\}.$$

Observe that the size of \mathcal{A} is $s(\mathcal{A}) = \binom{n}{m}$. Let

$$\phi = (v_1 \vee \dots \vee v_k) \wedge \dots \wedge (v_{km-2} \vee \dots \vee v_{km}).$$

Then it can be represented as a Boolean function

$$f_\phi(x) = (1 - \bar{v}_1 \dots \bar{v}_k) \dots (1 - \bar{v}_{km-2} \dots \bar{v}_{km}), \quad (1)$$

where $\bar{v}_i = 0$ iff $v_i = T$ and $\bar{v}_i = 1$ iff $v_i = F$. (Here we still use symbol x as the input in f and simply change the scope of inputs from $\{T, F\}^n$ to $\{0, 1\}^n$)

In the following, we prove that for any two different instances $\phi_1, \phi_2 \in \mathcal{A}$. And we have $\phi_1 \not\equiv \phi_2$ by contradiction. Suppose $\phi_1 \equiv \phi_2$, then $f_{\phi_1}(x) \equiv f_{\phi_2}(x)$. Let $g_\phi(x)$ satisfies $\deg(g) = k$ be the summations of all degree- k terms of $f_\phi(x)$. By the definition of $f_\phi(x)$ in Equation (1),

$$g_\phi(x) = \sum_{j=0}^{m-1} \bar{v}_{jk+1} \dots \bar{v}_{j(k+1)}.$$

Since $f_{\phi_1}(x) \equiv f_{\phi_2}(x)$, then $\deg(f_{\phi_1} - f_{\phi_2}) = 0$, i.e., $g_{\phi_1}(x) \equiv g_{\phi_2}(x)$. Let $l_1 := \bar{v}_1 \dots \bar{v}_k$ be one term of $g_{\phi_1}(x)$. Let $x_i := 1$ when $x_i \in \{\bar{v}_1, \dots, \bar{v}_k\}$ and $x_i := 0$ otherwise. Then $g_{\phi_2}(x) = 1$ iff $x_1 \dots x_k$ is one term of it. Hence l_1 is also a term of $g_{\phi_2}(x)$. Without loss of generality, each term $\bar{l}_j := \bar{v}_{jk+1} \dots \bar{v}_{j(k+1)} \in g_{\phi_1}$, $\bar{l}_j \in g_{\phi_2}$ at the same time. Therefore $\phi_1 = \phi_2$, contrary to the fact that ϕ_1, ϕ_2 are two different instances in \mathcal{A} . \square

Theorem 1. *There exists a $\text{CNF}_{n,m}^k$, any quantum circuits approximating it with error $\varepsilon < \frac{\sqrt{2}}{2}$ needs size $\Omega(km)$.*

Proof. Let $U \in \mathbb{C}^{4 \times 4}$ be a two qubit gate, and the δ -discretization of the (j, k) -th element U_{jk} be $U_{jk}^\delta = \delta \lfloor a/\delta \rfloor + i\delta \lfloor b/\delta \rfloor$, where $U_{jk} = a + ib$. Then we have $\|U - U^\delta\|_2 < 2\delta$. There are at most $\left(\frac{2}{\delta}\right)^{32}$ different δ -discretizations U^δ for the infinite continuous U in the space by its definition.

In the following, we prove that any two different instances in \mathcal{A} do not share any common δ -discretization. Hence, we can use the counting method to give a lower bound of the circuit size.

Let A_G, A_H be the quantum circuit representations of two different instances in \mathcal{A} . Let s be the maximum size of all the unitaries related to A_G and A_H . By the fact that the unitary $U \in \mathbb{C}^{2^n \times 2^n}$ has a s -size quantum circuit, the following inequalities

$$\begin{aligned} \|A_G - A_G^\delta\| &< 2s\delta \leq \varepsilon, \\ \|A_H - A_H^\delta\| &< 2s\delta \leq \varepsilon, \end{aligned}$$

hold when $\delta = \frac{\varepsilon}{2s}$, and $\varepsilon < \frac{\sqrt{2}}{2}$. Combined with the fact that $\|A_G - A_H\| = \sqrt{2}$, we have $A_G^\delta \neq A_H^\delta$.

Hence, any two different instances in \mathcal{A} have different δ -discretization. There are $\Omega\left(\binom{n}{m}\right)$ different instances for k -CNF with m -clause by Lemma 3 in main file. By the fact that the number of different instances is upper bounded by the number of δ -discretization of quantum circuits,

$$\binom{n}{m} \leq \left(\left(\frac{2}{\delta} \right)^{32} \cdot n \right)^s. \quad (2)$$

Since $\binom{n}{k} = \Omega((n/k)^k)$ for any k . Then

$$\binom{\binom{n}{k}}{m} = \Omega\left(\left(\frac{\binom{n}{k}}{m}\right)^m\right) = \Omega\left(\left(\frac{n^k}{k^k m}\right)^m\right).$$

By inequality 2, we have $s = \Omega(km)$ when $k = o(n)$. When $k = cn$ for constant $c < 1$, by Stirling's formula, $\binom{n}{k} = \Omega(2^{an})$ for some constant $a < 1$. Hence,

$$\binom{\binom{n}{k}}{m} = \Omega\left(\left(\frac{2^{an}}{m}\right)^m\right),$$

combined with inequality (2) give us $s = \Omega(km)$ when $k = cn$ for constant $c < 1$. This implies the lower bound also holds for any $k < n$ for general k -CNF. \square

Detail of experiment

In this section, we show all the data in our experiment. For random CNFs with different k -CNFs, different numbers of variables, and different numbers of ancillary qubits, we show in Table I and Table II the comparison results of the circuit parameters implemented using the size optimization algorithm, depth optimization algorithm, and the Ohya algorithm.

The implementation of random k -CNF used here is to independently generate m clauses for the input n and m . Each clause first randomly selects k variables from the n variables, and then each selected variable is set randomly not or no change. For CNFs with all parameters determined, we randomly generate 10 CNFs as input to let the algorithm run and take the average of size and depth as the final result.

The table I is the performance of algorithm 1. We test our algorithm in 3,4,5,6,7-CNF with the different number of input qubits and ancillary qubits and record the CNOT gate used under different conditions. We can find that with the growth of the number of ancillary qubits, the size of the circuit generated by our algorithm decrease. When we use the same number of ancillary qubits as other algorithms, our algorithm is not worse than other algorithms.

The table II is the performance of algorithm 2. We compare our algorithm with Ohya algorithms in 3,4,5,6,7-CNF with the different number of input qubits and ancillary qubits and then record the depth of these circuits under different conditions. The circuit generated by our algorithm 2 uses less than 1% layers circuit of previous algorithms when $\ell = 2m$, which will help us to design more large experiment in NISQ.

3-CNF-CNOT	200	400	600	800	1000
$\ell = n$	135396	270840	406224	541668	677156
$\ell = 2n$	111664	223228	334984	446548	558304
$\ell = 3n$	76142	152278	228512	304702	380936
$\ell = 4n$	81342	162678	244112	325502	406936
$\ell = m$	40896	81840	122832	163776	204768
$\ell = 2m$	25584	51174	76794	102384	128004
<i>Ohya</i> : $\ell = m$	40896	81840	122832	163776	204768
<i>Ohya</i> : $\ell = 2m$	25584	51174	76794	102384	128004
4-CNF-CNOT	200	400	600	800	1000
$\ell = n$	511148	1022252	1533436	2044540	2555920
$\ell = 2n$	448920	897692	1346556	1795420	2244480
$\ell = 3n$	436108	872160	1308316	1744368	2180708
$\ell = 4n$	376416	752880	1129344	1505808	1882560
$\ell = m$	142944	285936	428928	571920	714984
$\ell = 2m$	83406	166818	250230	333642	417096
<i>Ohya</i> : $\ell = m$	142944	285936	428928	571920	714984
<i>Ohya</i> : $\ell = 2m$	83406	166818	250230	333642	417096
5-CNF-CNOT	200	400	600	800	1000
$\ell = n$	1559940	3119788	4679916	6239764	7799892
$\ell = 2n$	1479748	2959404	4439340	5918996	7398932
$\ell = 3n$	1449604	2899116	4348908	5798420	7248212
$\ell = 4n$	1372228	2744364	4116780	5488916	6861332
$\ell = m$	405360	810768	1216272	1621680	2027184
$\ell = 2m$	228036	456078	684174	912216	1140312
<i>Ohya</i> : $\ell = m$	405360	810768	1216272	1621680	2027184
<i>Ohya</i> : $\ell = 2m$	228036	456078	684174	912216	1140312
6-CNF-CNOT	200	400	600	800	1000
$\ell = n$	4070828	8153148	12229788	16306428	20383068
$\ell = 2n$	3976524	7953180	11929836	15906220	19882876
$\ell = 3n$	3900876	7801884	11702892	15603816	19504636
$\ell = 4n$	3776556	7553160	11329660	15106076	18882764
$\ell = m$	1040832	2081712	3122592	4163472	5204352
$\ell = 2m$	572478	1144962	1717446	2289930	2862414
<i>Ohya</i> : $\ell = m$	1040832	2081712	3122592	4163472	5204352
<i>Ohya</i> : $\ell = 2m$	572478	1144962	1717446	2289930	2862414
7-CNF-CNOT	200	400	600	800	1000
$\ell = n$	9997860	19995636	29821776	39991660	49989804
$\ell = 2n$	9877860	19756108	29634252	39512396	49390540
$\ell = 3n$	9758332	19609612	29414508	39219036	49023932
$\ell = 4n$	9638332	19276844	28915356	38553868	48192380
$\ell = m$	2528304	5056656	7585008	10113360	12641712
$\ell = 2m$	1369518	2739042	4108566	5478090	6847614
<i>Ohya</i> : $\ell = m$	2528304	5056656	7585008	10113360	12641712
<i>Ohya</i> : $\ell = 2m$	1369518	2739042	4108566	5478090	6847614

TABLE I. For k is 3 to 7, the number of variables is 200 to 1000, m/n is the threshold value, and the number of ancillary qubits ℓ is shown in the table. The number of CNOT gates of the quantum circuit generated by our algorithm is as follows as shown in this table. The representatives with the word “Ohya” use the Ohya algorithm.

3-CNF-depth	200	400	600	800	1000
$\ell = n/2$	15470	5511	5427	5573	5585
$\ell = n$	2796	2832	2840	2856	2860
$\ell = 3n/2$	1854	1871	1880	1881	1884
$\ell = 2n$	1430	1442	1445	1456	1461
$\ell = 5n/2$	1212	1225	1231	1243	1248
$\ell = m$	705	789	790	794	714
$\ell = 2m$	351	356	355	358	358
<i>Ohya</i> : $\ell = m$	21000	41481.6	61982.4	82488	102981.6
<i>Ohya</i> : $\ell = 2m$	636	651.6	662.4	696	699.6
4-CNF-depth	200	400	600	800	1000
$\ell = n/2$	81925	64349	85188	24657	24489
$\ell = n$	12424	12511	12330	12365	12368
$\ell = 3n/2$	8198	8229	8258	8265	8266
$\ell = 2n$	6376	6206	6219	6244	6251
$\ell = 5n/2$	4957	4987	5000	5022	5031
$\ell = m$	1270	1278	1280	1284	1336
$\ell = 2m$	651	653	653	655	655
<i>Ohya</i> : $\ell = m$	50592	98313.6	146025.6	193670.4	241387.2
<i>Ohya</i> : $\ell = 2m$	1554	1588.8	1618.8	1609.2	1629.6
5-CNF-depth	200	400	600	800	1000
$\ell = n/2$	295463	375901	378820	290675	336019
$\ell = n$	144954	57452	56912	57301	57314
$\ell = 3n/2$	37984	38087	38147	38159	38175
$\ell = 2n$	28805	28573	28600	28672	28688
$\ell = 5n/2$	23140	23235	22959	23033	23052
$\ell = m$	3075	3079	3084	3083	3083
$\ell = 2m$	1565	1568	1572	1572	1573
<i>Ohya</i> : $\ell = m$	112471.2	213895.2	315336	416659.2	518092.8
<i>Ohya</i> : $\ell = 2m$	5661.6	5703.6	5736	5727.6	5756.4
6-CNF-depth	200	400	600	800	1000
$\ell = n/2$	1199404	1118970	1187264	1010497	1190889
$\ell = n$	503796	390335	510388	155257	155276
$\ell = 3n/2$	280204	103334	103456	103492	103516
$\ell = 2n$	78406	77771	77849	77979	78060
$\ell = 5n/2$	62253	62444	62541	62674	62714
$\ell = m$	4052	4061	3678	4074	4077
$\ell = 2m$	2056	2060	2062	2063	2064
<i>Ohya</i> : $\ell = m$	244521.6	452707.2	660902.4	869030.4	1077273.6
<i>Ohya</i> : $\ell = 2m$	13731.6	13741.2	13748.4	13736.4	13761.6
7-CNF-depth	200	400	600	800	1000
$\ell = n/2$	9230629	4030103	3940351	4103286	3947762
$\ell = n$	2022000	2059392	1692266	1301792	1497130
$\ell = 3n/2$	1222208	932602	1228995	345015	345586
$\ell = 2n$	1032280	260107	259349	260595	259772
$\ell = 5n/2$	696100	208335	208113	208420	208566
$\ell = m$	6550	6561	6077	6565	6569
$\ell = 2m$	3054	3058	3061	3063	3061
<i>Ohya</i> : $\ell = m$	529020	950448	1371900	1793304	2214660
<i>Ohya</i> : $\ell = 2m$	32392.8	32409.6	32427.6	32437.2	32426.4

TABLE II. For k is 3 to 7, the number of variables is 200 to 1000, m/n is the threshold value, and the number of ancillary qubits ℓ is shown in the table. The depth of the quantum circuit generated by our algorithm is as follows as shown in this table. The representatives with the word “Ohya” use the Ohya algorithm.