

Pandemic Spread in Communities via Random Graphs

Dor Minzer ^{*}Yaron Oz [†]Muli Safra [‡]Lior Wainstain [§]

Abstract

Working in the multi-type Galton-Watson branching-process framework we analyse the spread of a pandemic via a most general random contact graph. Our model consists of several communities, and takes an input parameters that outline the contacts between individuals in different communities. Given these parameters, we determine whether there will be a pandemic outbreak and if yes, we calculate the size of the giant-connected-component of the graph, thereby, determining the fraction of the population of each type that would contract the disease before it ends. We show that the disease spread has a natural evolution direction given by the Perron-Frobenius eigenvector of a matrix whose entries encode the average number of individuals of one type expected to be infected by an individual of another type. The corresponding eigenvalue is the basic reproduction number of the pandemic. We perform numerical simulations that compare homogeneous and heterogeneous disease spread graphs and quantify the difference between the pandemics. We elaborate on the difference between herd immunity and the end of the pandemics and the effect of countermeasures on the fraction of infected population.

1 Introduction

The COVID-19 pandemic has had a tremendous disruptive impact on the world throughout 2020 and consequently a momentous worldwide effort is carried out to figure out the dynamics of the spread of the disease and plausible measures that should be taken to control it. The fundamental question is: Presuming clear knowledge of the distributions of the infectiousness and susceptibility parameters in the population as well as the correlation between them; how does one calculate the fraction of the population that would contract the disease as a function of time? And when would the spread end with vs. without countermeasures taken?

The spread *network* may be viewed as a random combinatorial graph, where vertices correspond to individuals and random edges to infections. In real life, this network is not homogeneous but rather heterogeneous, with distinct individuals and communities being infectious and susceptible to contract the disease to different degrees [RBMK14, PSCMV15]. Indeed, typical data of COVID-19 pandemic around the world reveals sources of high infection rates, and certain estimates [MMH⁺20] assert that about 10% of the infected individuals—the superspreaders [LSSKG05]—cause 80% of the secondary infections.

A major source of the complexity of the spread is the structure of the graph of contacts between individuals and among diverse communities. On the one hand, it is difficult to obtain precise real data on the spread that would have allowed us to construct that graph in details, while, on the other hand, it seems very complicated to mathematically analyse the spread, given such a complex graph. Recent analysis of the

^{*}Department of Mathematics, Massachusetts Institute of Technology, Cambridge, USA.

[†]Raymond and Beverly Sackler School of Physics and Astronomy, Tel-Aviv University; School of Natural Sciences, Institute for Advanced Study, Princeton NJ, USA. Supported by ISF Center of Excellence, the IBM Einstein Fellowship and the John and Maureen Hendricks Charitable Foundation at the Institute for Advanced Study.

[‡]School of Computer Science, Tel Aviv University. Supported by the European Research Council (ERC) under the European Union's Horizon 2020 research and innovation programme (Grant agreement No. 835152).

[§]School of Computer Science, Tel Aviv University.

complete heterogeneous contact graph include [TME⁺20, HDASA20, ORS20b, ORS20a] and a numerical simulation of more than one type in [BBT20].

The aim of our work is to solve the latter mathematical problem. By employing the multi-type Galton-Watson branching-process framework we are able to analyse a general random contact graph and draw conclusions about the spread of the pandemic. Specifically, given the parameters defining the distribution of a random graph, we are able to determine whether there would be a pandemic outbreak and if so, calculate the size of the giant-connected-component (abbreviated GCC henceforth) of the graph, thereby determining the fraction of population that will contract the disease before it ends, either naturally or as a result of countermeasures.

We will assume r types of communities, wherein community i has size n_i for $i = 1, \dots, r$. We will also assume that we have a symmetric matrix P with non-negative entries, whose (i, j) entry quantifies the probability that an individual of type i would infect an individual of type j .

This model is motivated by what is often observed as the structure of a society inside a country or geographical location. Namely, individuals can often be partitioned into relatively small number of sub-populations (defined by socioeconomic status, religion, size of household etc.). Within each sub-population, individuals typically behave the same, in terms of internal contacts, as well as contacts with other sub-populations. This motivates the view of the contact-network in a society as a graph, wherein each sub-population consists of a set of vertices, and the links between (and inside) these sets of vertices are drawn randomly according to the characteristics of this sub-population.

Our analysis reveals an interesting structure governing the progression of the pandemic. Despite the random graph potentially having a complicated structure, there is a unique vector that can be associated with the “direction” of the spread in the r -dimensional space of types, with an associated scalar that corresponds to the basic reproduction number of the pandemic. More precisely, one defines a matrix M whose (i, j) entry for $i, j = 1, \dots, r$ encodes the average number of individuals of type j expected to be infected by an individual of type i . The matrix M determines the progression of the pandemics and the “direction” vector is its Perron-Frobenius eigenvector with *the largest eigenvalue* $\rho(M)$ *corresponding to the basic reproduction number* of the pandemic. $\rho(M)$ is the base of the exponential-growth of the disease, before a significant fraction of the population have contracted it. The components of the Perron-Frobenius eigenvector hold the information about the potential number of spreaders of each type, hence is intuitively related to the direction of the spread.

Given the input matrix P , one can determine when $\rho(M) \leq 1 - \varepsilon$, implying the spread ends naturally without an outbreak, in contrast to when $\rho(M) \geq 1 + \varepsilon$, in which case, a large fraction of the population would be infected, namely all the GCC. In the latter case, we can furthermore, perform a calculation of the size of the GCC of the graph. Moreover, our framework allows us to calculate the fraction of the infected population for each community type separately.

In light of this analysis and the understanding gained, we are able to quantify the effect of various countermeasures, such as a lock-down, and calculate the fraction of infected population until the end of the pandemics given various scenarios for external interventions in the natural spread of the pandemics.

1.1 Our model

Our model is best described via the formalism of graph theory. Let $r \in \mathbb{N}$ be the number of types of individuals in the population, and let $\vec{n} = (n_1, \dots, n_r)$ be the vector indicating for each type $i = 1, \dots, r$, the number n_i of individuals of that type. Let us remark here that r should be thought of as constant when

compared to the total size of the population $n := n_1 + \dots + n_r$.¹

For any two types $i, j \in [r]$ (not necessarily distinct), we have a non-negative parameter $\lambda_{i,j}$ which captures (after an appropriate normalization) the susceptibility and rate of interaction between an individual of type i and an individual of type j . Let us assume, throughout, that these parameters are symmetric, i.e. $\lambda_{i,j} = \lambda_{j,i}$. Using these parameters we define the matrix $P = (p_{i,j})_{i,j \in [r]}$ as $p_{i,j} = \lambda_{i,j} / \sqrt{n_i n_j}$ which describes the probability that an individual of type i infects an individual of type j .

Once that matrix is set, let us formulate the distribution $G(\vec{n}, P)$ over graphs $G = (V, E)$ as follows: The vertex set V consists of r disjoint sets of vertices V_1, \dots, V_r , where $|V_i| = n_i$ for all $i \in [r]$; as for the edges, for all $v_i \in V_i, u_j \in V_j$, each edge (v_i, u_j) occurs in G , independently, with probability $p_{i,j}$.

One way to think about this model, is that if at a certain point in time a vertex $v \in V$ just contracted the disease, then at the next step, v would pass the disease on to the vertices adjacent to it in G . In other words, the random variable corresponding to an edge (v, u) occurring in G encapsulates the probability that these two individuals would be in close proximity when v is infected, as well as the probability that v would pass it along on in those interactions.

This perspective highlights the importance of a giant-components in the graph G in the study of the rate of spread, as well as the number of infected individuals at each step. Intuitively, if an individual $v \in V$ is infected, then every individual in the connected components of v would eventually be infected too (and furthermore, these are the only occurrences of the disease that can be attributed to v). This motivates us to study the following question:

Question 1. *How does the distribution of connected components in G behave as a function of $(\lambda_{i,j})_{i,j \in [r]}$? How does the spread-rate of the disease depend on $(\lambda_{i,j})_{i,j \in [r]}$?*

Let us remark here that this question is a variant of the well-known one of the giant-component in the classical Erdős-Rényi model [AS04, JLR11], and closely related variants that have been studied more recently [Joh12, GM15, KKP15].

Our method nevertheless—combining spectral considerations and the theory of multi-type Galton-Watson processes—is more natural in our view. As a bi-product of our approach, we uncover other parameters that may be of interest in the study of the spread of pandemics.

1.2 The descendants matrix and its spectrum

Consider the matrix $\Lambda \in \mathbb{R}^{r \times r}$ whose i, j entries are equal to $\lambda_{i,j}$ and recall the matrix P whose i, j entry is $p_{i,j} = \frac{\lambda_{i,j}}{\sqrt{n_i n_j}}$. Let us further define the matrix $M \in \mathbb{R}^{r \times r}$ as $M_{i,j} = p_{i,j} n_j$. Intuitively, $M_{i,j}$ measures the expected number of individuals of type j that a given individual of type i would infect. It is therefore natural that this matrix is of central importance in the study of the disease, as we demonstrate below.

It is well known (and easy to observe) that M is diagonalizable, and furthermore, its eigenvalues are real (we reproduce a proof of this fact in Section 2 below). The one parameter of utmost interest of this matrix is its highest eigenvalue, which will be denoted throughout by $\rho(M)$. Our result shows that this parameter is in fact exactly the same as the basic reproduction number of the disease (often referred to as R_0). Namely, we prove:

Theorem 1.1. *With the set-up above, for all $r, A \in \mathbb{N}, \varepsilon > 0$; there exists $N \in \mathbb{N}$ such that the following holds: Suppose n_1, \dots, n_r are such that $n \geq N, n_i \leq A n_j$ for all $i, j \in [r]$, and let Λ, M be the matrices as above. Further suppose that Λ is connected, and for any $i, j \in [r]$, we either have $\varepsilon \leq \lambda_{i,j} \leq \frac{1}{\varepsilon}$ or $\lambda_{i,j} = 0$. Then:*

¹Our analysis nonetheless follows through even if r is a slowly growing function of the total population, say logarithmic.

1. if $\rho(M) \leq 1 - \varepsilon$, all connected components in $G \sim G(\vec{n}, P)$ are of size at most $o(n)$ with probability $1 - o(1)$;
2. if $\rho(M) > 1 + \varepsilon$, then there are $\alpha_1, \dots, \alpha_r > 0$ such that with probability $1 - o(1)$, $G = (V_1 \cup \dots \cup V_r, E) \sim G(\vec{n}, P)$ has a connected component C such that $||C \cap V_i| - \alpha_i n_i| = o(n)$ for all $i \in [r]$, and all other connected components have size $\leq \text{polylog}(n)$.

In our view, the main case of interest is $\rho(M) > 1 + \varepsilon$ (otherwise the disease disappears fairly quickly with little impact). In this case, we give explicit, simple equations for computing $\alpha_1, \dots, \alpha_r$ (see (3) and Theorem 2.8). Furthermore, our proof demonstrates that the parameter $\rho(M)$ behaves like the basic reproduction number of the disease in a manner more general than just implying whether the disease is likely to spread or not. In particular, our arguments show that the growth in the number of infections over time is an exponential function whose base is $\rho(M)$ (at least as long as the total number of infections has not reached a significant proportion of the population).

1.3 Related Applications

The questions addressed here are applicable beyond the spread of pandemics. Taking a large set of vertices and analyzing their interaction by first partitioning them into types and then assuming random connections, takes place in many distinct areas where the setup consists of a large complex network. These include networks in the physical world such as in life sciences, in the virtual world of the internet, and in the society (for a survey see e.g. [Kle06]). One natural example is search algorithms. The web is a graph whose vertices are all the known web-pages and where a directed edge connects one vertex to another if the first includes a link to the other. Trying to figure out the best pages for a given query amounts to analyzing that graph. The assumption that web-pages have types, and that connections between types can be assumed to be quite random, have been promoted both theoretically (for a review see e.g. [KKRSR99]), as well as in practice, where search algorithms that run in practice are rumored to employ such tactics.

Organization: The paper is organized as follows. In Section 2 we introduce some preliminaries and probabilistic tools and outline the multi-type Galton-Watson branching process framework. In Section 3 we prove various properties of the multi-type Galton-Watson process including a quantitative bound on the extinction probabilities, as well as the Galton-Watson simulation of the connected components in random graphs. In Section 4 we prove Theorem 1.1. In Section 5 we perform numerical simulations to demonstrate the analytical statements. Section 6 is devoted to a discussion and outlook.

2 Preliminaries

Notations. Throughout the paper we use asymptotic big- O notation. We write $X = O(Y)$ or $Y = \Omega(X)$ to say that there exists an absolute constant C such that $X \leq C \cdot Y$. Sometimes, this constant will depend on other parameters, say on ε , in which case we write $X = O_\varepsilon(Y)$ or $Y = \Omega_\varepsilon(X)$. We let $[r] = \{1, \dots, r\}$ and $\mathbb{N} = \{0, 1, 2, \dots\}$. We use the standard Euclidean inner product $\langle x, y \rangle = \sum_i x_i y_i$ and ℓ_p -norms $\|x\|_p^p = \sum_i |x_i|^p$.

Definition 2.1. We say $n \in \mathbb{N}^r$ is A -balanced if for any $i, j \in [r]$ it holds that $n_i \leq A n_j$.

Definition 2.2. We say $\Lambda = (\lambda_{i,j})_{i,j \in [r]}$ is ε -separated if for any $i, j \in [r]$ it holds that $\lambda_{i,j} = 0$ or $\varepsilon \leq \lambda_{i,j} \leq \frac{1}{\varepsilon}$.

Definition 2.3. We say a symmetric $\Lambda = (\lambda_{i,j})_{i,j \in [r]}$ is connected if the graph whose vertices are $[r]$ and there is an edge between i and j if $\lambda_{i,j} > 0$, is connected.

2.1 Spectral properties of the matrix M

The following lemma asserts that our matrix M is diagonalizable, and furthermore the eigenvalues and eigenvectors satisfy several useful properties.

Lemma 2.4. For all $r \in \mathbb{N}$, $\varepsilon > 0$ there exists $\delta > 0$ such that the following holds. Suppose Λ is ε -separated and connected. Then there exists a basis x_1, \dots, x_r of \mathbb{R}^r consisting of eigenvectors of M . Furthermore, if $\theta_1 \geq \theta_2 \geq \dots \geq \theta_r$ are the eigenvalues of M , then $|\theta_i| \leq \theta_1 - \delta$ for all $i \neq 1$.

Proof. Let $D^{-\frac{1}{2}} = \text{diag}(n_1^{-\frac{1}{2}}, \dots, n_r^{-\frac{1}{2}})$, and observe that $M = PD$. Consider the matrix $\Lambda = D^{\frac{1}{2}}PD^{\frac{1}{2}} = (\lambda_{i,j})_{i,j}$. Since it is symmetric, there is a basis y_1, \dots, y_r consisting of eigenvectors of it with real eigenvalue $\theta_1, \dots, \theta_r$. Thus, for each $i \in [r]$,

$$M(D^{-\frac{1}{2}}y_i) = PD(D^{-\frac{1}{2}}y_i) = PD^{\frac{1}{2}}y_i = D^{-\frac{1}{2}}(D^{\frac{1}{2}}PD^{\frac{1}{2}}y_i) = \theta_i D^{-\frac{1}{2}}y_i,$$

so $x_i = D^{-\frac{1}{2}}y_i$ is an eigenvector of MD with eigenvalue θ_i .

For the furthermore statement, we use a quantitative version of the Perron-Frobenius theorem. More precisely, we use [Fie73, Inequality (3)], and for that we first bound the quantity $m(A)$ defined therein.

Normalize y_1 so that $\|y_1\|_2 = 1$; we show that $y_1(i) \geq \delta$ for all i , for some $\delta > 0$ depending only on r and ε . Indeed, first taking i that maximizes $y_1(i)$, we have that $y_1(i) \geq r^{-\frac{1}{2}}$. For the rest of the types, we first upper bound $\rho(\Lambda)$:

$$\rho(\Lambda) = \frac{(\Lambda y_1)(i)}{y_1(i)} = \frac{\sum_{j=1}^r \lambda_{i,j} y_1(j)}{y_1(i)} \leq \frac{y_1(i) \sum_{j=1}^r \lambda_{i,j}}{y_1(i)} \leq \frac{r}{\varepsilon}. \quad (1)$$

We now lower bound $y_i(j)$ for all j . Take j minimizing $y_1(j)$; as Λ is connected, there is a path of length $\ell \leq r$ from j to i , so

$$\rho(\Lambda)^\ell y_1(j) = (\Lambda^\ell y_1)_j \geq \sum_{j_1=j, \dots, j_\ell=i} \lambda_{i,j_1} \lambda_{j_1,j_2} \cdots \lambda_{j_{\ell-1},j_\ell} y_1(j_\ell) \geq \varepsilon^\ell y_1(i) \geq \frac{\varepsilon^\ell}{\sqrt{r}},$$

so

$$y_1(j) \geq \frac{\varepsilon^{2r}}{\sqrt{r} \cdot r^r}. \quad (2)$$

We can now lower bound $m(\Lambda)$ from [Fie73, Inequality (3)] as:

$$m(\Lambda) = \frac{r}{\|y_1\|_2^2} \min_{F \subsetneq [r], F \neq \emptyset} \sum_{i \in F, j \notin F} \lambda_{i,j} y_1(i) y_1(j).$$

As Λ is connected, there are $i \in M$, $j \notin M$ such that $\lambda_{i,j} > 0$ so that $\lambda_{i,j} \geq \varepsilon$, and then we get $m(A) \geq r\varepsilon \min_k y_1(k)^2 \geq r\varepsilon \cdot \frac{\varepsilon^{4r}}{r^{2r+1}} = \delta(r, \varepsilon) > 0$. Therefore, by [Fie73, Inequality (3)] $|\theta_i| \leq \theta_1 - \frac{4}{r(r-1)}\delta$ for all $i \neq 1$, and we're done. \square

Let x_1, \dots, x_r be the basis from Lemma 2.4. Since this is a basis, any vector \vec{z} may be written as a linear combination of these vectors. However, since this is not an orthonormal basis, finding these coefficients and proving estimates on them may be a bit tricky. In the lemma below, we use the fact that this basis is a multiplication of an orthonormal basis with a diagonal matrix, to prove several estimates on such coefficients that will show up in our proofs.

Lemma 2.5. *For all $A, r \in \mathbb{N}$ and $\varepsilon > 0$ there are $\delta > 0$ and $S > 0$ such that the following holds. Let $\vec{z} \in [0, \infty)^r$, and write $\vec{s} = \sum_j \alpha_j x_j$. Then:*

1. $\|\alpha_1 x_1\|_2 \geq \delta \|\vec{z}\|_2$;
2. for all j , $\|\alpha_j x_j\|_2 \leq S \|\vec{z}\|_2$.

Proof. As y_1, \dots, y_r is orthonormal, we have $D^{\frac{1}{2}} \vec{z} = \sum_{j=1}^r \alpha_j y_j$ where $\alpha_j = \langle D^{\frac{1}{2}} \vec{z}, y_j \rangle$, and so $\vec{z} = \sum_{j=1}^r \alpha_j x_j$. Note that by (2) we have

$$\alpha_1 \geq \min_j \sqrt{n_j} y_1(j) \sum_{k=1}^r z_k \geq \min_j \sqrt{n_j} y_1(j) \max_k z_k \geq \min_j \sqrt{n_j} \frac{\varepsilon^\ell}{\sqrt{r}} \frac{\|\vec{z}\|_2}{r}.$$

Thus,

$$\|\alpha_1 x_1\|_2 = \alpha_1 \|D^{-\frac{1}{2}} y_1\|_2 \geq \frac{\alpha_1}{\max_j \sqrt{n_j}} \|y_1\|_2 \geq \frac{\min_j \sqrt{n_j} \|\vec{z}\|_2}{\max_j \sqrt{n_j}} \frac{\varepsilon^\ell}{r^{3/2}} \geq \frac{1}{\sqrt{A}} \frac{\varepsilon^\ell}{r^{3/2}} \|\vec{z}\|_2 \geq \delta(A, r, \varepsilon) \|\vec{z}\|_2.$$

This proves the first item. For the second item, fix j and note that

$$\alpha_j = \langle D^{\frac{1}{2}} \vec{z}, y_j \rangle \leq \|D^{\frac{1}{2}} \vec{z}\|_2 \|y_j\|_2 \leq \max_j \sqrt{n_j} \|\vec{z}\|_2.$$

Therefore,

$$\|\alpha_j x_j\|_2 \leq \max_j \sqrt{n_j} \|\vec{z}\|_2 \|D^{-\frac{1}{2}} y_j\|_2 = \max_j \sqrt{n_j} \|\vec{z}\|_2 \sqrt{\sum_{k=1}^r \frac{1}{n_k} y_j(k)^2} \leq \frac{\max_j \sqrt{n_j} \|\vec{z}\|_2}{\min_k \sqrt{n_k}} \|y_j\|_2,$$

which is at most $\sqrt{A} \|\vec{z}\|_2$. □

2.2 The mutli-type Galton-Watson process

A key component in our analysis is the multi-type Galton-Watson process. In this section we introduce this process and recall several of its basic properties. In Section 3 we state and prove additional properties of it that will be important in the proof of our main results. We will specialize our exposition to our case of interest, in which the number of offsprings is distributed according to a binomial distribution. We refer the reader to [Har64] for a more systematic treatment of this process.

Development of the Galton-Watson Process

The parameters defining the Galton-Watson process are identical to the parameters defining our disease: namely a vector $\vec{n} = (n_1, \dots, n_r)$ of integers, and a matrix $P := (p_{i,j})_{i,j \in [r]}$ positive entries. The process starts from an initial configuration $x \in \mathbb{N}^r$, specifying for each type $i \in [r]$ the number of individuals of type i , that is, $x(i)$. Individuals are classified as either “unsaturated”, if we have not explored their offsprings yet, and otherwise are classified as “saturated”. Initially, all individuals are classified as unsaturated. There are two equivalent ways to develop this process, both of which will be useful for us:

1. **Sequential Galton-Watson process.** At each step, as long as there is an unsaturated individual, the process picks up some unsaturated individual, w , and explores its offsprings. Namely, suppose w is of type j , then for each $i \in [r]$, the process generates independent Binomial samples $N_j \sim \text{Binomial}(n_j, p_{i,j})$ for each $j = 1, \dots, r$. The process adds N_j unsaturated individuals of type j for all $j \in [r]$, and changes the classification of w to “saturated”. The process halts when all individuals are classified as saturated.
2. **Parallel Galton-Watson process.** Here, at each point in time instead of picking a single unsaturated individual from the list, we look at them all together, and generate their descendants simultaneously.

We denote by $\text{pop}(\text{GW}(\vec{n}, P, x))$ the random variable measuring the total population in the process once it terminates, when starting with initial population $x \in \mathbb{N}^r$ (defining it as ∞ if the process doesn't terminate).

The extinction probabilities

One aspect of the Galton-Watson process we will be concerned with are the extinction probabilities with a given initial configuration, as well as the distribution of the number of individuals in case the process terminated. In this case as well, it makes sense to consider the matrix $M = (p_{i,j}n_j)_{i,j \in [r]}$. We record below two well-known facts, showing that in this case the parameter that determines whether the Galton-Watson process will terminate is $\rho(M)$.

Fact 2.6. *Suppose P is connected and $\rho(M) \leq 1 - \varepsilon$, then $\Pr [\text{GW}(\vec{n}, P, x) \text{ goes extinct}] = 1$ for all x .*

Proof. Let x be the initial configuration of the Galton-Watson process, and define $x_0 = x$, $x_{t+1} = Mx_t$ for each $t \geq 0$. Since by Lemma 2.4 all eigenvalues of M are at most $\rho(M)$ in absolute value, it follows that $\|x_{t+1}\|_2 \leq \rho(M)\|x_t\|_2$ for all t , and by induction $\|x_j\|_2 \leq \rho(M)^j\|x\|_2$.

We take the parallel view of the development of the Galton-Watson process. Let X_t be the number of individuals explored at time t . Note that the expectation of X_t is $\|x_t\|_1 \leq \|x_t\|_2$, so by Markov's inequality

$$\Pr [\text{pop}(\text{GW}(\vec{n}, \Lambda)) \geq k] = \Pr \left[\sum_{t=1}^{\infty} X_t \geq k \right] \leq \frac{\mathbb{E} \left[\sum_{t=1}^{\infty} X_t \right]}{k} \leq \frac{\sum_{t=1}^{\infty} \|x_t\|_2}{k} \leq \frac{\sum_{t=1}^{\infty} \rho(M)^t \|x\|_2}{k},$$

and using the sum of geometric series this is at most $\frac{\rho(M)\|x\|_2}{(1-\rho(M))k}$. Sending k to infinity finishes the proof. \square

Remark 2.7. *The above argument can actually give us strong bounds on the total size of the population when the Galton-Watson process terminates. Indeed, in Section 4.1 we give an adaptation of this argument to handle the sub-critical case in the graph process.*

Next, it is natural to ask what can be said about the extinction probabilities in the super critical case, $\rho(M) \geq 1 + \varepsilon$. For this, we appeal to a result from [Cse15], stating that these extinction probabilities satisfy a simple system of equations. Towards this end, consider for each type i the probability generating function of the distribution of descendants of an individual of type i :

$$f_i(z_1, \dots, z_r) = \sum_{k_1, \dots, k_r} \prod_{\ell=1}^r \Pr [\text{Binomial}(n_\ell, p_{i,\ell}) = k_\ell] z_\ell^{k_\ell}. \quad (3)$$

In our case of interest, as the number of descendants of i from different types are independent random variables, we may simplify the above equation and simply write

$$f_i(z_1, \dots, z_r) = \prod_{\ell=1}^r \text{Gen}_{n_\ell, p_{i,\ell}}(z_\ell), \quad (4)$$

where $\text{Gen}_{n,p}(z)$ is the generating function of $\text{Binomial}(n, p)$. With these notations, we define $f(\vec{z}) = (f_1(\vec{z}), \dots, f_r(\vec{z}))$. In this language, [Cse15, Theorem 7.4] reads:

Theorem 2.8. *Suppose $\rho(M) \geq 1 + \varepsilon$, and let α_i be the extinction probability of $\text{GW}(\vec{n}, P, e_i)$. Then the vector $\vec{\alpha} = (\alpha_1, \dots, \alpha_r)$ is a fixed point of f , i.e. $f(\vec{\alpha}) = \vec{\alpha}$, and $\alpha_i < 1$ for all i . Moreover, for any other non-trivial fixed point $\vec{\beta}$, $\alpha_i \leq \beta_i$ for all $i \in [r]$.*

Remark 2.9. *For most purposes, it is often useful to approximate the moment generating function of a binomial random variable as $\text{Gen}_{n,p}(z) \approx e^{-np(1-z)}$, thereby getting $f_i(z_1, \dots, z_r) \approx e^{-(M(\vec{1}-\vec{z}))_i}$.*

2.3 Probabilistic tools

We will need the notion of stochastic domination as well as the following simple fact in our proof.

Definition 2.10 (Stochastic Domination). *Let X, Y be two real-valued random variables. We say X stochastically dominates Y if for all $t \in \mathbb{R}$ it holds that $\Pr[X \geq t] \geq \Pr[Y \geq t]$.*

Fact 2.11. *Let X, Y be two real-valued random variables. Then X stochastically dominates Y if and only if there is a coupling (\hat{X}, \hat{Y}) of X and Y , such that $\hat{X} \geq \hat{Y}$ always.*

3 Properties of multi-type Galton-Watson processes

In this section, we prove several more properties of the multi-type Galton-Watson process.

3.1 A quantitative bound on the extinction probabilities

Suppose $x \in \mathbb{N}^r$ is the initial configuration of a Galton-Watson process. A quantity that we'll often be interested in is Mx , which measures the “expected configuration” of the population after a single step of development in parallel. That is, $(Mx)_i$ is the expected number of individuals of type i after a single step of development in parallel. Thus, studying norms of such expressions, or more generally of expressions such as $M^k x$, is important in understanding the Galton-Watson process.

Claim 3.1. *For all $A, r \in \mathbb{N}$ and $\varepsilon > 0$, there exist $k \in \mathbb{N}$ and $\delta > 0$, such that if \vec{n} is A -balanced, Λ is connected and ε -separated and $\rho(M) \geq 1 + \varepsilon$, then for any vector \vec{z} with non-negative entries it holds that:*

$$1. \|M^k \vec{z}\|_2 \geq 2\|\vec{z}\|_2;$$

$$2. \text{ for all } t \geq k,$$

$$\|M^t \vec{z}\|_2 \geq \delta \rho(M)^t \|\vec{z}\|_2 \quad \|M^t \vec{z}\|_2 \leq \rho(M)^t \|\vec{z}\|_2.$$

Proof. We begin with the first item. Write $\vec{z} = \sum_{j=1}^r \alpha_j x_j$, and note that for all k we have $M^k \vec{z} = \sum_{j=1}^r \theta_j^k \alpha_j x_j$, where θ_j is the eigenvalue corresponding to x_j . Thus,

$$\|M^k \vec{z}\|_2 \geq \|\theta_1^k \alpha_1 x_1\|_2 - \max_{\ell \neq 1} |\theta_\ell|^k \sum_{j=1}^r \|\alpha_j x_j\|_2 \geq \left(\rho(M)^k \delta_1 - (\rho(M) - \delta_2)^k r S \right) \|\vec{z}\|_2,$$

where $\delta_1, S > 0$ are from Lemma 2.5, and δ_2 is from Lemma 2.4. As $\rho(M) \geq 1 + \varepsilon$, there is k depending only on δ_1, δ_2, r, S (and therefore only on A, r, ε) such that $\rho(M)^k \delta_1 - (\rho(M) - \delta_2)^k r S \geq 2$, completing the proof.

For the second item, we may find large enough k such that $\rho(M)^t \delta_1 - (\rho(M) - \delta_2)^t r S \geq \frac{1}{2} \delta_1 \rho(M)^t$ for all $t \geq k$, which gives the first inequality of the second item. The second inequality follows immediately from definition of $\rho(M)$. \square

Next, we show that in our set-up of the Galton-Watson process, in the super-critical case $\rho(M) \geq 1 + \varepsilon$ the probability that the process never goes extinct is bounded away from 0.

Lemma 3.2. *For all $\varepsilon > 0$, $A, r \in \mathbb{N}$ there exists $\delta > 0$ and $N \in \mathbb{N}$ such that the following holds. Suppose \vec{n} is A -balanced, $n \geq N$, Λ is connected and ε -separated and $\rho(M) \geq 1 + \varepsilon$. Then for all $i \in [r]$,*

$$\Pr [\text{GW}(\vec{n}, P, e_i) \text{ goes extinct}] \leq 1 - \delta.$$

Proof. Recall the functions $f_1(\vec{z}), \dots, f_r(\vec{z})$ and $f = (f_1(\vec{z}), \dots, f_r(\vec{z}))$ from Section 2.2, and let α_i be the extinction probability of $\text{GW}(\vec{n}, \Lambda, e_i)$.

By Theorem 2.8, $\alpha_1, \dots, \alpha_r$ satisfies $\alpha_i = f_i(\vec{\alpha})$ and $\alpha_i < 1$ for all i . Our main goal is to show that under the conditions of the lemma, there is i such that $\alpha_i \geq 1 - \delta$, where $\delta = \delta(A, r, \varepsilon) > 0$; once we show that, it will be easy to deduce this is in fact the case for all i . The proof is very similar to the proof of [Cse15, Theorem 7.4], except that we replace a part of the argument therein with Claim 3.1 above.

Specifically, let $\delta > 0$ to be chosen later, and assume towards contradiction that $\alpha_i \geq 1 - \delta$ for all i . Let $\vec{z} = 1 - \vec{\alpha}$. For large enough $n = n_1 + \dots + n_r$, we may write

$$f_i(\vec{\alpha}) = e^{-(M\vec{z})_i} + o(\|\vec{z}\|_2) \leq 1 - (M\vec{z})_i + o(\|\vec{z}\|_2) + O(\|\vec{M}\vec{z}\|_2^2) \leq 1 - (M\vec{z})_i + o(\|\vec{z}\|_2) + O(\|\vec{z}\|_2^2),$$

so we get that $f(\vec{1} - \vec{z}) = \vec{1} - M\vec{z} + \zeta$ where $\|\zeta\|_2 \leq O(\|\vec{z}\|_2^2) + o(\|\vec{z}\|_2)$. Therefore, applying this twice, we get $f(f(\vec{1} - \vec{z})) = f(\vec{1} - M\vec{z} + \zeta) = M(M\vec{z} - \zeta) + \zeta' = \vec{1} - M^2\vec{z} + \zeta''$ where $\|\zeta''\|_2 \leq O(\|\vec{z}\|_2^2) + o(\|\vec{z}\|_2)$.

Take k from Claim 3.1. By induction, we get that

$$\underbrace{f \circ \dots \circ f}_{k\text{-times}}(\vec{\alpha}) = \vec{1} - M^k \vec{z} + \zeta,$$

where $\|\zeta\|_2 \leq O_k(\|\vec{z}\|_2^2) + o_k(\|\vec{z}\|_2) \leq C\sqrt{r\delta}\|\vec{z}\|_2$ for large enough n and some $C = C_{A,r,k,\varepsilon} > 0$. Now as α is a fixed point of f , we get $\vec{\alpha} = \underbrace{f \circ \dots \circ f}_{k\text{-times}}(\vec{\alpha})$, and combining the last two equations we get

$\zeta = M^k \vec{z} - \vec{z}$. Thus,

$$C\sqrt{r\delta}\|\vec{z}\|_2 \geq \|\zeta\|_2 \geq \|M^k \vec{z}\|_2 - \|\vec{z}\|_2 \geq \|\vec{z}\|_2,$$

giving a contradiction if $\delta < \frac{1}{C^2 r}$.

We conclude that there is i such that $\alpha_i \leq 1 - \delta$ for $\delta = \frac{1}{2C^2 r}$, and we next use the connectedness of Λ to argue that $\alpha_j \leq 1 - \delta'$ for some $\delta'(A, r, \varepsilon) > 0$. Indeed, we note that for each $j \in [r]$, as there is a path from j to i of length $\ell \leq r$, and as Λ is ε -separated and \vec{n} is A -balanced we get that the probability that $\text{GW}(\vec{n}, \Lambda, e_j)$ produces an individual of type i after ℓ steps is at least $\xi(A, \varepsilon, r) > 0$. Therefore, the probability that this process survives is at least $\xi(A, \varepsilon, r)$ times the probability that $\text{GW}(\vec{n}, \Lambda, e_i)$ survives, which is at least δ . Thus, the claim is proved for $\delta' = \xi(A, \varepsilon, r)\delta$. \square

3.2 The Galton-Watson simulation of connected components in random graphs

The following lemma will be useful for us to analyze the size of connected components in graphs by translating such questions to their analogous counterparts in the Galton-Watson setting.

Lemma 3.3. *Let $k \in \mathbb{N}$, $\vec{T}, \vec{n} \in \mathbb{N}^r$ be such that $k \leq \vec{T}(i) \leq n_i$ for all i . Let $i \in [r]$ be a type and $v_i \in V_i$ be a vertex in G of type i . Then,*

$$\Pr \left[\text{pop}(\text{GW}(\vec{n} - \vec{T}, P, e_i)) \geq k \right] \leq \Pr \left[|\text{CC}(v_i)| \geq k \right] \leq \Pr \left[\text{pop}(\text{GW}(\vec{n}, P, e_i)) \geq k \right].$$

Proof. The proof proceeds by a coupling arguments.

The upper bound. Consider a coupling between the exploration process of the connected component of v_i and $\text{GW}(\vec{n}, P, e_i)$. At each step, we will have queues $Q_{\text{graph}}, Q_{\text{GW}}$ of unsaturated vertices in the graph and in the Galton-Watson process, initially containing only v_i .

At each step, we take a vertex $w \in Q_{\text{graph}}$, suppose its type is i' , and an individual $\tilde{w} \in Q_{\text{GW}}$ of the same type i' . Letting $\vec{T}_t = (\vec{T}_t(1), \dots, \vec{T}_t(r))$ be the number of vertices explored in the graph of each type so far, we sample $N_j \sim \text{Binomial}(n_j - \vec{T}_t(j), p_{i',j})$ and $N_j(\text{GW}) \sim \text{Binomial}(n_j, p_{i',j})$ in a correlated manner so that $N_j \leq N_j(\text{GW})$. We add N_j vertices of type j to Q_{graph} and $N_j(\text{GW})$ vertices of type j to Q_{GW} .

Observe that at each step of the exploration process, for each type $j \in [r]$ the number of individuals of type j in Q_{GW} is at least the number of individuals of type j in Q_{graph} . Also, at each step of the process the number of vertices in the graph we have explored is at most the number of individuals explored in the Galton-Watson process.

The lower bound. For the lower bound, we use the same coupling, with one difference. If the total population explored in the process so far is at most k , we take $w \in Q_{\text{graph}}, \tilde{w} \in Q_{\text{GW}}$ of the same type i' , and sample $N_j \sim \text{Binomial}(n_j - \vec{T}_t(j), p_{i',j})$ and $N_j(\text{GW}) \sim \text{Binomial}(n_j - \vec{T}_t(j), p_{i',j})$ in a correlated manner so that $N_j(\text{GW}) \leq N_j$; this is possible as $\vec{T}_t(j) \leq k \leq \vec{T}(j)$. \square

As Lemma 3.3 suggests, to understand the behaviour of connected components in random graphs we may need to understand two different Galton-Watson processes, i.e. $\text{GW}(\vec{n} - \vec{T}, P, e_i)$ and $\text{GW}(\vec{n}, P, e_i)$. Intuitively, these process could be thought as identical as long as $\max T_i = o(n)$ (at least in the sense of extinction probabilities and rough statistics about the distribution of the population). For us, it will be enough to show that if the first of these process is super-critical, then so is the second.

Claim 3.4. *For all $A, r \in \mathbb{N}$, $\varepsilon > 0$ there exists $N \in \mathbb{N}$ such that if \vec{n} is A -balanced, Λ is ε -separated, $\rho(M) \geq 1 + \varepsilon$ and $n \geq N$, then the following holds for all non-zero initial configurations x . The process $\text{GW}(\vec{n} - n^{0.999} \vec{1}, P, x)$ is super-critical and furthermore $\rho(Q) \geq 1 + \varepsilon/2$ for the matrix $Q = ((n_j - n^{0.999})p_{i,j})_{i,j \in [r]}$.*

Proof. Let $D_M = \text{diag}(n_1, \dots, n_r)$, $D_Q = \text{diag}(n_1 - n^{0.999}, \dots, n_r - n^{0.999})$. Recall from the proof of Lemma 2.4 that the top-most eigenvalue of M (respectively Q) is the top-most eigenvalue of $D_M^{\frac{1}{2}} P D_M^{\frac{1}{2}}$ (respectively $D_Q^{\frac{1}{2}} P D_Q^{\frac{1}{2}}$). Since $D_M^{\frac{1}{2}} P D_M^{\frac{1}{2}}$, $D_Q^{\frac{1}{2}} P D_Q^{\frac{1}{2}}$ matrices are symmetric, we have by Weyl's inequality

$$\begin{aligned} |\rho(M) - \rho(Q)|^2 &= \left| \rho(D_M^{\frac{1}{2}} P D_M^{\frac{1}{2}}) - \rho(D_Q^{\frac{1}{2}} P D_Q^{\frac{1}{2}}) \right|^2 \leq \|D_M^{\frac{1}{2}} P D_M^{\frac{1}{2}} - D_Q^{\frac{1}{2}} P D_Q^{\frac{1}{2}}\|_2^2 \\ &= \sum_{i,j} (\sqrt{n_i} p_{i,j} \sqrt{n_j} - \sqrt{n_i - n^{0.999}} p_{i,j} \sqrt{n_j - n^{0.999}})^2. \end{aligned}$$

Note that $\sqrt{n_i - n^{0.999}} \geq \sqrt{n_i} - \sqrt{n^{0.999}}$ and similarly for n_j , so we get

$$|\rho(M) - \rho(Q)|^2 \leq \sum_{i,j} (\sqrt{n^{0.999}} p_{i,j} (\sqrt{n_i} + \sqrt{n_j}))^2 = n^{0.999} \sum_{i,j} \frac{\lambda_{i,j}^2 (\sqrt{n_i} + \sqrt{n_j})^2}{n_i n_j}.$$

Note that for each i , $\frac{n}{rA} \leq n_i \leq n$, and $\lambda_{i,j} \leq 1/\varepsilon$, so the last sum is at most $\frac{r^3 A^4}{n \varepsilon^2}$, so $|\rho(M) - \rho(Q)|^2 \leq \frac{r^3 A^4}{\varepsilon^2} \frac{n^{0.999}}{n}$, and as $n \geq N$, $|\rho(M) - \rho(Q)|^2 \leq \frac{r^3 A^4}{\varepsilon^2} N^{-0.0001} \leq \varepsilon^2/4$ for large enough N . This proves the claim. \square

3.3 The distribution of the population size at intermediate steps

Lastly, we need to gain some understanding to the distribution of the number of unsaturated individuals after several steps in the parallel development of the Galton-Watson process. Let $\mathcal{T} = \text{GW}(\vec{n}, P)$ be some super-critical Galton-Watson process, i.e. $\rho(M) \geq 1 + \varepsilon$.

For $i \in [r]$ and $t \in \mathbb{N}$, we denote by $U(t; \mathcal{T}; e_i)$ the (random) set of unsaturated vertices at time t when we begin the exploration process of \mathcal{T} from configuration e_i . We also denote by $S(t; \mathcal{T}; e_i)$ the (random) set of saturated vertices at time t . We will often drop the process \mathcal{T} from the notation if it is clear from context.

What can be said about the distribution of $|U(t; e_i)|$? In the standard (i.e., non multi-type) Galton-Watson process, this question has a rather accurate answer, and this random variable is distributed roughly as a Poisson random variable (see [AS04] for example). Here, intuitively the situation is similar, but as we are not aware of any literature addressing this question, and instead establish cruder properties of this random variable (that are enough for our application).

To gain some intuition, it is instructive to check that the expectations of these numbers grow exponentially with t . Indeed, by the second item in Claim 3.1 for large enough t we have $\|M^t e_i\|_2 \geq \delta \rho(M)^t$, and as $\mathbb{E}[|U(t; e_i)|] = \|M^t e_i\|_1 \geq \|M^t e_i\|_2$ that the expected growth is at least exponential. A similar argument, using $\|M^t e_i\|_1 \leq \sqrt{r} \|M^t e_i\|_2$, shows that the growth is at most exponential.

Unfortunately, expectation considerations do not seem to be enough to make our arguments go through, and we need to establish stronger properties of $|U(t; e_i)|$. For example, intuition suggests that not only should the expectation of $|U(t; e_i)|$ be large, but that will be achieved in a very skewed way: either $|U(t; e_i)|$ will be 0 with some probability, or else it will be exponentially large in t . The following lemma proves that something along the lines indeed occurs.²

Lemma 3.5. *For all $A, r \in \mathbb{N}$, $\varepsilon > 0$ and $i \in [r]$ there exists $\xi > 0$, such that for all $H > 0$ there is $t > 0$ such that*

$$\Pr[|U(t; e_i)| \geq H] \geq \xi.$$

²The relation between the number of steps in the process and the number of unsaturated individuals we get is likely to be suboptimal, but this will essentially be irrelevant for us.

Proof. Let T be large enough to be determined later. For each $t = 1, \dots, T$, we denote by X_t the indicator random variable of that is 1 if and only if $|U(t; e_i)| \leq H$.

Let α_i be the survival probability of the Galton-Watson process starting at e_i . Note that

$$\alpha_i \leq \prod_{t=1}^T \Pr [\text{GW survives up to step } t+1 \mid \text{GW survives up to step } t]. \quad (5)$$

Observe that for each t ,

$$\Pr [\text{GW goes extinct in step } t+1 \mid \text{GW survives up to step } t] \geq \Pr [X_t = 1 \mid \text{GW survives up to step } t] c^H,$$

for some $c = c(A, r, \varepsilon) > 0$; this is because for each individual, the probability that they will have 0 descendants is at least c , for an appropriately chosen c . Set $q_t = \Pr [X_t = 1 \mid \text{GW survives up to step } t]$; then moving to the complements events in (5), this bound yields

$$\alpha_i \leq \prod_{t=1}^T (1 - q_t c^H) \leq e^{-c^H \sum_{t=1}^T q_t},$$

From Claim 3.2, $\alpha_i \geq \delta(A, r, \varepsilon) > 0$, so we get that $e^{c^H \sum_{t=1}^T q_t} \leq 1/\delta$, and hence $\sum_{t=1}^T q_t \leq c^{-H} \log(1/\delta)$.

Therefore, there is t such that $q_t \leq \frac{c^{-H} \log(1/\delta)}{T}$. We thus take $T = 2c^{-H} \log(1/\delta)$ and get that $q_t \leq \frac{1}{2}$, and the proof is concluded by noting that

$$\Pr [|U(t; e_i)| \geq H] \geq \Pr [\text{GW survives to step } t](1 - q_t) \geq \alpha_i(1 - q_t) \geq \frac{\delta}{2}.$$

□

Next, we prove that the total number of individuals that we explored in constantly many steps obeys a strong tail bound.

Claim 3.6. *For all $t \in \mathbb{N}$, there exists $c > 0$ such that for all $i \in [r]$ and $k \in \mathbb{N}$ we have*

$$\Pr [|U(t; e_i) \cup S(t; e_i)| \geq k] \leq e^{-ck}.$$

Proof. The proof is by induction on t .

Base case. When $t = 1$, we have

$$\Pr [|U(t; e_i) \cup S(t; e_i)| \geq k] \leq \Pr \left[\sum_{j=1}^r \text{Binomial}(n_j, p_{i,j}) \geq k \right],$$

where all of the binomial random variables are independent. As $p_{i,j} \leq O_{A,r,\varepsilon}(1/n)$, the expectation of $\sum_{j=1}^r \text{Binomial}(n_j, p_{i,j})$ is $O_{A,r,\varepsilon}(1/n)$, so the claim follows from Chernoff's bound.

Inductive step. Suppose the claim is correct for t and let $\xi = \xi(A, r, \varepsilon) > 0$ be a small constant to be determined later. By the inductive hypothesis, $\Pr[|U(t; e_i) \cup S(t; e_i)| \geq \xi k] \leq e^{-\delta k}$. Condition on $L = |U(t; e_i) \cup S(t; e_i)|$ and assume that $L \leq \xi k$; we have

$$\Pr[|U(t+1; e_i) \cup S(t+1; e_i)| \geq k \mid |U(t; e_i) \cup S(t; e_i)| = L] \leq \Pr\left[\sum_{j=1}^L B_j \geq (1-\xi)k\right]$$

where each B_j is a Binomial random variable of the type $\text{Binomial}(n_{i'}, p_{i', i''})$ for some i', i'' , and they are independent. The expectation of $\sum_{j=1}^L B_j$ is $O_{A, r, \varepsilon}(L) \leq O_{A, r, \varepsilon}(\xi k) \leq O_{A, r, \varepsilon}(\xi k) \leq 0.01k$ for suitable

ξ (this is how we choose ξ). Therefore, by Chernoff's bound $\Pr\left[\sum_{j=1}^L B_j \geq (1-\xi)k\right] \leq e^{-ck}$ for some $c = C(A, r, \varepsilon) > 0$. Thus,

$$\begin{aligned} \Pr[|U(t+1; e_i) \cup S(t+1; e_i)| \geq k] &\leq \Pr[|U(t; e_i) \cup S(t; e_i)| \geq \xi k] \\ &+ \sum_{L \leq \xi k} \Pr[|U(t; e_i) \cup S(t; e_i)| = L] \cdot \Pr[|U(t+1; e_i) \cup S(t+1; e_i)| \geq k \mid |U(t; e_i) \cup S(t; e_i)| = L] \\ &\leq e^{-c'k}. \square \end{aligned}$$

4 Proof of Theorem 1.1

In this section, we prove Theorem 1.1.

4.1 The sub-critical case

Let $i \in [r]$ and let $v_i \in V_i$ be a vertex of type i . By Lemma 3.3 we have

$$\Pr[|\text{CC}(v_i)| \geq \sqrt{n}] \leq \Pr[\text{pop}(\text{GW}(\vec{n}, P, e_i)) \geq \sqrt{n}],$$

and using the notations in the proof of Fact 2.6 we can bound this by $\mathbb{E}[Z]/\sqrt{n}$, where $Z = \sum_{t=1}^{\infty} X_t$. As in

Fact 2.6, $\mathbb{E}[Z] \leq \sum_{t=1}^{\infty} \rho(M)^t \|e_i\|_2 \leq \frac{1}{\varepsilon}$, so $\Pr[|\text{CC}(v_i)| \geq \sqrt{n}]$.

Let E_v be the event that $|\text{CC}(v)| \geq \sqrt{n}$. Then by linearity of expectation $\mathbb{E}\left[\sum_{v \in V} 1_{E_v}\right] \leq \sqrt{n}$, so by Markov

$$\Pr\left[\sum_{v \in V} 1_{E_v} \geq n^{0.51}\right] \leq 1/n^{0.01}.$$

Thus, the probability that $\sum_{v \in V} 1_{E_v} \leq n^{0.51}$ is $1 - o(1)$, and we argue that whenever this happens, the largest connected component in G has size at most $n^{0.51}$. Indeed, letting $S = \{v \mid 1_{E_v} = 1\}$, we have that each vertex outside S has connected component of size at most \sqrt{n} ; as for $v \in S$, note that $\text{CC}(v) \subseteq S$, otherwise there is $u \in \text{CC}(v) \setminus S$, and then as $\text{CC}(v) = \text{CC}(u)$, the connected component of v must be of size at most \sqrt{n} , in contradiction to $v \in S$. Thus, $|\text{CC}(v)| \leq |S| \leq n^{0.51}$.

4.2 The super-critical case

In this section, we begin the proof of the second item in Theorem 1.1.

High level structure of the argument. Our proof has three steps.

1. **No middle ground.** We first show that for $k_- := \log^2(n)$, $k_+ := n^{0.99}$, with probability $1 - o(1)$ the graph $G \sim G(\vec{n}, P)$ does not have any connected components whose size is between k_- and k_+ . This statement is the bulk of our proof.
2. **Sprinkling.** Second, we show that with probability $1 - o(1)$, all components whose size exceeds k_+ will be connected, thus in conjunction with the previous statement, we conclude that with high probability G consists of components of sizes k_- , and a single component that exceeds it.
3. **Estimating the size of the component.** Finally, by appealing to the Galton-Watson process again, we show that the probability of a vertex $v_i \in V_i$ to be in the single component exceeding k_- is $\alpha_i \pm o(1)$, where α_i is the probability the Galton-Watson process with P survives if it starts at initial configuration e_i . The proof is then concluded by a simple application of Chebyshev's inequality.

We remark that this proof outline is analogous to the proof in the simpler case of the standard Erdős-Rényi model (see for example [AS04]). The proofs of the first and third steps however require more work.

No middle ground: proof overview

Next, we elaborate on the main step in the argument outlined above, in which we show that with probability $1 - o(1)$, G does not contain components of size between k_- and k_+ .

Suppose we wish to explore the connected component of a given vertex $v_i \in V_i$ for some type $i \in [r]$. Towards this end, it is useful to consider a coupling between what's happening in the graph G , and in a corresponding execution of the Galton-Watson process with P on initial configuration v_i .

The only difference between the two procedures is that in the graph case there is no replacement, hence after we have explored T vertices spread according to the vector $\vec{T} = (T_1, \dots, T_r) \in \mathbb{N}^r$, the neighbours of type distribution of a new unsaturated vertex is slightly different. Namely, for each $j \in [r]$, the number of neighbours of type j for a vertex v_i of type i is distributed as $\text{Binomial}(n_j - T_j, p_{i,j})$, whereas in Galton-Watson process, the number of offsprings of type j for an element of type i would still be $\sim \text{Binomial}(n_j, p_{i,j})$. However, as these random variables are anyway “close” to each other (at least as long as T is not too large), this difference should be thought of as minor. For clarity, we ignore this issue in this overview.

The main issue in working with the original Galton-Watson process, is that it is not “immediately clear” whether the process is super critical or not in a very local point of view. For example, it could be the case that (a) for each $j \in [r-1]$, an individual of type j can only have descendants of type $j+1$, and the average number of them could be small – say $\frac{1}{2}$, and (b) for $j = r$, an individual of type j is likely to have many descendants of type j – say at least 2 in average. This process is connected and super-critical, however if we start with an individual of type $j = 1$, it will be hard for us to identify it locally. Namely, we would need to make at least r steps in the process in order to have a chance of having an offspring of type r , in which case it is “clear” that the process has a chance to never go extinct.

To circumvent this issue, we consider a modified Galton-Watson process, call it $\text{GW}_{\text{modified}}$, in which a step corresponds to a batch of constantly many parallel steps in the original Galton-Watson process. We will also explore the connected component of v in a process that is analogous to the modified Galton-Watson process. Using this idea, we are able to show that:

1. in order for the connected component to exceed k_- in size, except for negligible probability, the modified Galton-Watson process must have gone on for at least $\Omega(k_-)$ steps.
2. For $T = O(k_-)$, if graph exploration process survives at least T steps, then except for negligible probability it has at least $\Omega(T)$ unsaturated vertices at step T .
3. If the graph exploration process at least U unsaturated vertices at some point, then except for probability $e^{-\Omega(U)}$, the connected component of v_i will exceed k_+ in size. Intuitively, this is true since each one of the unsaturated vertices can be thought of as initiating a Galton-Watson process, which has positive probability of not going extinct. Furthermore, the events of “not going extinct” are not too negatively correlated.

Below is a formal statement of a lemma that easily implies the “no middle ground” step.

Lemma 4.1. *For all $A, r \in \mathbb{N}$, $\varepsilon > 0$, there exists $N > 0$, $\delta > 0$ such that if \vec{n} is A -balanced, $n \geq N$, $\rho(M) \geq 1 + \varepsilon$ and Λ is ε -separated, then for each $k_- \leq k \leq k_+$ and $v \in V$,*

$$\Pr[|\text{CC}(v)| = k] \leq 3e^{-\delta k_-}.$$

4.3 Proof of Lemma 4.1

4.3.1 The modified Galton-Watson process

Consider the Galton-Watson process $\mathcal{T} = \text{GW}(\vec{n} - k_+ \vec{1}, P)$. Note that by Claim 3.4 this process is supercritical, and for its corresponding matrix $Q = ((n_j - k_+)p_{i,j})_{i,j \in [r]}$ has top-most eigenvalue at least $1 + \varepsilon/2$. We may therefore apply Lemma 3.5: first, we pick ξ_1, \dots, ξ_r from the Lemma 3.5 for $i = 1, \dots, r$, set $\xi = \min(\xi_1, \dots, \xi_r)$ and then take $H = 11\xi^{-r}$. Then, we take t_1, \dots, t_r from Lemma 3.5 for our choice of H .

We define a modified Galton-Watson process $\mathcal{T}_{\text{modified}}$ as follows. The process starts at some vertex $v \in V$, say of type i , and maintains as before lists $\text{LU}(t)$ and $\text{LS}(t)$ of unsaturated and saturated vertices at step t . Upon exploring a vertex $w \in \text{LU}(t)$, if its type is j , we run the original Galton-Watson process on j for t_j steps (in the “parallel view”), and then update $\text{LS}(t)$ and $\text{LU}(t)$ accordingly.

4.3.2 The sandwiching random variables

We will want to estimate the number of explored vertices as well as the number of unsaturated vertices at various times in the process. However, as the random variables counting the number of newly explored vertices at each step are dependent, we are not able to use strong concentration bounds such as Chernoff’s inequality. To overcome this difficulty, we will use auxiliary random variable to lower bound the number of newly found unsaturated vertices, and upper bound the total number of explored vertices, at each point in the process.

For each i , let R_i be the random variable counting the number of unsaturated vertices found in a single step of the modified Galton-Watson $\mathcal{T}_{\text{modified}}$ process in a single step from configuration e_i . Let $C > 0$ be a large enough constant to be determined later, and set $R = \min(R_1, \dots, R_r, C)$ (where R_1, \dots, R_r are independent). It is clear that R is stochastically dominated by each R_i , and we next show that it obeys a tail bound and its the expectation of R is strictly larger than 1.

Claim 4.2. *There exists $C = C(A, r, \varepsilon) > 0$ such that in the above set-up, $\mathbb{E}[R] \geq 10$.*

Proof. First, consider the random variable $\tilde{R} = \min(R_1, \dots, R_r)$. Then

$$\mathbb{E}[\tilde{R}] = \sum_{h=1}^{\infty} \Pr[\tilde{R} \geq h] \geq \sum_{h=1}^H \Pr[\tilde{R} \geq h] = \sum_{h=1}^H \prod_{i=1}^r \Pr[R_i \geq h] \geq \sum_{h=1}^H \xi^r = H\xi^r = 11.$$

Next, write

$$\mathbb{E}[R] = \mathbb{E}[\tilde{R}] - \mathbb{E}[\tilde{R}1_{R > C}] \geq \mathbb{E}[\tilde{R}] - C \sum_{h=C+1}^{\infty} \Pr[\tilde{R} \geq h] \geq 100 - C \sum_{h=C+1}^{\infty} \Pr[\tilde{R} \geq h].$$

To upper bound the last sum, we use Claim 3.6 to bound $\Pr[\tilde{R} \geq h] \leq e^{-\beta h}$ for some $\beta = \beta(t) = \beta(A, r, \varepsilon) > 0$. Therefore,

$$C \sum_{h=C+1}^{\infty} \Pr[\tilde{R} \geq h] \leq \sum_{h=C+1}^{\infty} e^{-\beta h} \leq \frac{Ce^{-\beta C}}{1 - e^{-\beta}},$$

and taking C large enough, this expression is at most 1. \square

We also construct a random variable W that will serve as an upper bound for the population. Let $\mathcal{T}^2 = \text{GW}(\vec{n}, P)$, and consider $\mathcal{T}_{\text{modified}}^2$ to be the modified Galton-Watson process of \mathcal{T}^2 . Namely, this process maintains lists of saturated and unsaturated vertices, and at each step picks an unsaturated vertex – say w whose type is j – and then performs t_j parallel steps of \mathcal{T}^2 on w . Finally, the lists of saturated and unsaturated individuals are updated appropriately.

Let \tilde{R}_i be the random variable measuring the total population explored in a single step of $\mathcal{T}_{\text{modified}}^2$ from configuration e_i , and define $W = \max(\tilde{R}_1, \dots, \tilde{R}_r)$.

Claim 4.3. *There exists $\delta = \delta(A, r, \varepsilon) > 0$ such that for all h , $\Pr[W \geq h] \leq re^{-\delta h}$.*

Proof. Immediate from Claim 3.6 and the union bound. \square

4.3.3 The main argument: the proof of Lemma 4.1

Fix $v \in V$. We explore the connected component of v using a process \mathcal{G} as follows. Throughout the process, we maintain lists $\text{LU}(t)$ and $\text{LS}(t)$ of unsaturated and saturated vertices at step t respectively. At each step, we take an arbitrary $w \in \text{LU}(t)$ – say its type is i , and then explore the neighbourhood of radius t_i around w (analogously to the modified Galton-Watson process). We add w and any other new saturated vertex found in this step to $\text{LS}(t)$, and add all new unsaturated vertices to $\text{LU}(t)$.

Let D be a random variable denoting the total number of steps in the process \mathcal{G} . Let $U(\ell)$ be the number of unsaturated vertices found in the ℓ -th step of \mathcal{G} ; note that the number of unsaturated vertices in step L is then $\sum_{\ell=1}^L U(\ell) - L$. We also denote by $S(\ell)$ the number of saturated vertices introduced in the ℓ -th step of the modified process.

The coupling. We now describe a coupling procedure that will help us analyze the above random variables. Suppose that at the ℓ -th step of the process. If we explored more than k_+ vertices we halt. Otherwise, we take an unsaturated vertex w – say of type j , and perform a step of \mathcal{G} .

1. Sample a random variable $R(\ell)$ which is an independent copy of R and $W(\ell)$ independent copy of W
2. Sample $U(\ell), S(\ell)$ conditioned on $U(\ell) \geq R(\ell)$ and $S(\ell) \leq W(\ell)$ (we justify below why this is possible).

To see that the last step is possible, let $\tilde{U}(\ell)$ be the total number of unsaturated vertices in $G(\vec{n} - \vec{k}_+, Q)$ when we do a step from a vertex of type j . Note that $U(\ell)$ stochastically dominates $\tilde{U}(\ell)$, which in return stochastically dominates $R(\ell)$. Since the stochastic domination relation is transitive, by Fact 2.11 we can do the sampling of $U(\ell)$ as above. The argument for $S(\ell)$ is analogous.

This process halts if the total population exceeds k_+ , or we ran out of unsaturated vertices. To make the analysis simpler, it will be helpful for us to imagine we still sample copies of R , namely $R(\ell)$'s even after the above process terminates, so we in fact have the random variables $R(\ell)$ for all $\ell \in \mathbb{N}$. We also remark that they are independent.

Analysis. Let ζ be a parameter to be chosen later. To bound the probability in question, we first use the union bound to say

$$\Pr[|\text{CC}(v)| = k] \leq \underbrace{\Pr[D \leq \zeta k_- \text{ and } |\text{CC}(v)| \geq k_-]}_{(I)} + \underbrace{\Pr[D \geq \zeta k_- \text{ and } |\text{CC}(v)| \leq k_+]}_{(II)}. \quad (6)$$

We first show that it is very unlikely that the process terminates early and explores many vertices.

Claim 4.4. *There exist $\zeta = \zeta(A, r, \varepsilon) > 0$, $\delta_1 = \delta_1(A, r, \varepsilon) > 0$ such that $(I) \leq e^{-\delta_1 k_-}$.*

Proof. First, since by the coupling we have that $|\text{CC}(v)| \leq \sum_{\ell=1}^D W(\ell)$ if $|\text{CC}(v)| \leq k_+$ and otherwise

$\sum_{\ell=1}^D W(\ell) \geq k_+$, it follows that

$$(I) \leq \Pr \left[D \leq \zeta k_- \text{ and } \sum_{\ell=1}^D W(\ell) \geq k_- \right].$$

By Claim 4.3, each $W(\ell)$ is a sub-Gaussian random variable with constant $\delta(A, r, \varepsilon) > 0$, and in particular its expectation bounded by a constant $K(A, r, \varepsilon) > 0$. Thus, by Chernoff's bound

$$\Pr \left[\sum_{\ell=1}^d W(\ell) \geq 2K(A, r, \varepsilon)d \right] \leq e^{-\delta' d},$$

for some $\delta' = \delta'(A, r, \varepsilon) > 0$. Therefore, as the probability in question is at most $\Pr \left[\sum_{\ell=1}^{\xi k_-} W(\ell) \geq k_- \right]$, it is upper bounded by $\leq e^{-\delta'' k_-}$. \square

We fix ζ from Claim 4.4 henceforth.

Claim 4.5. *There exists $\delta_2 = \delta_2(A, r, \varepsilon) > 0$ such that $(II) \leq 2e^{-\delta_2 k_-}$.*

Proof. We first argue that $\Pr \left[\sum_{\ell=1}^{\zeta k_-} R(\ell) \leq 5\zeta k_- \right] \leq e^{-\delta' k_-}$ for some $\delta' = \delta'(A, r, \varepsilon) > 0$. Indeed, the random variables $R(\ell)$ are independent, bounded between 0 and $C = C(A, r, \varepsilon) > 0$ and have expectation at least 10 by Claim 4.2, so this just follows from Chernoff's bound. Therefore, we can write

$$(II) \leq e^{-\delta' k_-} + \Pr \left[D \geq \zeta k_- \text{ and } \sum_{\ell=1}^{\zeta k_-} R(\ell) \geq 5\zeta k_- \text{ and } |\text{CC}(v)| \leq k_+ \right].$$

The rest of the proof is devoted to bounding the probability on the right hand side. Note that whenever the event on the right hand side holds, we have that the number of unsaturated vertices explored by time ζk_- is $\sum_{\ell=1}^{\zeta k_-} R(\ell) - \zeta k_-$, and in particular at least $4\zeta k_-$, so we may bound this probability by

$$\Pr [|\text{LS}(\xi k_-)| \geq 4\zeta k_- \text{ and } |\text{CC}(v)| \leq k_+] \leq \Pr [|\text{CC}(v)| \leq k_+ \mid |\text{LS}(\xi k_-)| \geq 4\zeta k_-]$$

Consider the process at time ξk_- , and condition on the set of vertices in $\text{LS}(\xi k_-)$ and the set of vertices $\text{LU}(\xi k_-)$, and let s_1, s_2 be sizes of these sets respectively. The contribution of the case $s_1 + s_2 > k_+$ to the probability in question is 0, so we assume henceforth that $s_1 + s_2 \leq k_+$. Fix an ordering $w_1, \dots, w_{\xi k_-}$ on some ξk_- vertices from $\text{LS}(\xi k_-)$. For each $1 \leq \ell \leq \xi k_-$, let E_ℓ be the probability that starting the exploration process from w_ℓ we find at least k_+ vertices (without using vertices from $\text{LU}(\xi k_-) \cup \text{LS}(\xi k_-)$). Let $q_\ell = \Pr [\bar{E}_\ell \mid \bigcap_{\ell' < \ell} \bar{E}_{\ell'}]$.

We bound each q_ℓ from above. Conditioning on $\bigcap_{\ell' < \ell} \bar{E}_{\ell'}$ and further on the vertices explored in the connected components of $w_1, \dots, w_{\ell-1}$. Let \vec{T} be the type statistics of these vertices and of the vertices in $\text{LU}(\xi k_-) \cup \text{LS}(\xi k_-)$. We note that the event E_ℓ then is the event that the vertex w_ℓ has a connected component of size at most k_+ in $G(\vec{n} - \vec{T}, P)$. Therefore, by Lemma 3.3, letting j be the type of w_ℓ we have

$$q_\ell \leq 1 - \Pr [\text{pop}(\text{GW}(\vec{n} - \vec{T} - k_+ \vec{1}, P, e_j)) \geq k_+] \leq 1 - \Pr [\text{GW}(\vec{n} - \vec{T} - k_+ \vec{1}, P, e_j) \text{ survives}].$$

Note that by Claim 3.4, the process $\text{GW}(\vec{n} - \vec{T} - k_+ \vec{1}, P, e_j)$ is supercritical and its matrix Q has $\rho(Q) \geq 1 + \varepsilon/2$. Thus, by Lemma 3.2 the survival probability of this process is at least some $\delta'' = \delta''(A, r, \varepsilon) > 0$, and so $q_w \leq 1 - \delta''$. Thus, we get that

$$\Pr [|\text{CC}(v)| \leq k_+ \mid |\text{SU}(\xi k_-)| \geq 4\zeta k_-] = \prod_{\ell=1}^{\xi k_-} q_\ell \leq (1 - \delta'')^{\xi k_-} \leq e^{-\delta'' \xi k_-}.$$

Therefore, the claim is proved for $\delta_2 = \min(\delta', \delta'' \xi)$. \square

Plugging Claims 4.4, 4.5 into (6) we get that $\Pr [|\text{CC}(v)| = k] \leq 3e^{-\delta_3 k_-}$ for $\delta_3 = \min(\delta_1, \delta_2)$, finishing the proof of Lemma 4.1. \square

4.4 Analysis of the size of the giant component

4.4.1 Sprinkling: the uniqueness of the giant component

Claim 4.6. *For all $A, r \in \mathbb{N}$, $\varepsilon > 0$ there exists $\delta > 0$ such that the following holds. Suppose \vec{n} is A -balanced and Λ is connected and ε -separated, and let $i \in [r]$ and $j \in [r]$ be such that $\lambda_{i,j} > \varepsilon$. Then for all*

k we have

$$\Pr_{G \sim G(\vec{n}, P)} \left[\exists S \subseteq V_i, |S| = k \text{ such that } |N(S) \cap V_j| \leq \frac{\delta k}{\log n} \right] \leq e^{-\delta k}.$$

Proof. Let $\delta = 1/(4A)$. Denote $k' = \lceil \frac{\delta k}{\log n} \rceil$. By the union bound,

$$\begin{aligned} & \Pr_{G \sim G(\vec{n}, P)} [\exists S \subseteq V_i, |S| = k \text{ such that } |N(S) \cap V_j| \leq k'] \\ & \leq \sum_{T \subseteq V_j, |T|=k'} \Pr_{G \sim G(\vec{n}, P)} [\exists S \subseteq V_i, |S| = k \text{ such that } N(S) \cap V_j \subseteq T] \\ & \leq \sum_{T \subseteq V_j, |T|=k'} \prod_{\substack{s \in S \\ t \notin T}} \left(1 - \frac{\varepsilon}{n}\right) \\ & = \binom{n_j}{k'} \left(1 - \frac{\varepsilon}{n}\right)^{k \cdot (n_j - k')} \\ & \leq \binom{n_j}{k'} e^{-\frac{\varepsilon}{n} k \cdot (n_j - k')}, \end{aligned}$$

where in the last inequality we used $e^{-x} \geq 1 - x$. Note that $\binom{n_j}{k'} \leq n^{k'} \leq e^{k' \log n} \leq e^{\delta k}$, and $n_j \geq n/A$, $k' \leq n/2A$, so we get that the above probability is upper bounded by $e^{-\delta k} e^{-k/2A} \leq e^{-k/4A}$. \square

Define the matrix $P' = (1_{\lambda_{i,j} > 0} \frac{1}{n^{1.95}})_{i,j \in [r]}$.

Claim 4.7. Let $i, j \in [r]$ be such that $\lambda_{i,j} \geq \varepsilon$, and let $S \subseteq V_i$, $T \subseteq V_j$ each be of size at least $n^{0.98}$. Then

$$\Pr_{G' \sim G(\vec{n}, P')} [N(S) \cap T = \emptyset] \leq e^{-n^{0.01}}.$$

Proof. The probability in question is

$$\left(1 - \frac{1}{n^{1.95}}\right)^{|S| \cdot |T|} \leq e^{-\frac{|S| \cdot |T|}{n^{1.95}}} \leq e^{-n^{0.01}}. \quad \square$$

Claim 4.8. Let $G' \sim G(\vec{n}, P')$, $G \sim G(\vec{n}, P)$. Then $\text{SD}(G \cup G', G) \leq o(1)$.

Proof. Let X be the set of potential edges, i.e. $e = (v_i, v_j)$ where $v_i \in V_i$, $v_j \in V_j$ for types $i, j \in [r]$ such that $\lambda_{i,j} \geq \varepsilon$. For each $e \in X$, let Z_e be the indicator random variable that $e \in G$, and let Z'_e be the indicator random variable that $e \in G'$. Then the statistical distance between G and $G \cup G'$ is at most the statistical distance between the ensemble of random variables $(Z_e)_{e \in E}$ and $(Z_e \vee Z'_e)_{e \in E}$, and each one of these ensembles consists of independent random variables. We compute the KL-divergence between the two ensembles. Due to independence, this KL-divergence is equal to

$$\sum_{e \in E} \text{D}_{\text{KL}}(Z_e; Z_e \vee Z'_e) = \sum_{e \in E, e=(v_i, v_j)} \text{D}_{\text{KL}}(\text{Bernouli}(p_{i,j}); \text{Bernouli}(p'_{i,j})),$$

where $p'_{i,j} = p_{i,j} + (1 - p_{i,j}) \frac{1}{n^{1.95}}$. A standard computation using $\log(z) \leq \frac{z-1}{\ln 2}$ shows that

$$\text{D}_{\text{KL}}(\text{Bernouli}(p_{i,j}); \text{Bernouli}(p'_{i,j})) \leq \frac{(p_{i,j} - p'_{i,j})^2}{p'_{i,j}(1 - p'_{i,j}) \ln 2} \leq \frac{n^{-3.9}}{\varepsilon n^{-1} 2^{-1} \ln 2} \leq \frac{2}{\varepsilon \ln 2} n^{-2.9},$$

and plugging this about we get that

$$D_{\text{KL}}((Z_e)_{e \in E}; (Z_e \vee Z'_e)_{e \in E}) = \sum_{e \in E} D_{\text{KL}}(Z_e; Z_e \vee Z'_e) \leq n^2 \frac{2}{\varepsilon \ln 2} n^{-2.9} = o(1).$$

Now Pinsker's inequality gives $\text{SD}((Z_e)_{e \in E}; (Z_e \vee Z'_e)_{e \in E}) \leq \sqrt{D_{\text{KL}}((Z_e)_{e \in E}; (Z_e \vee Z'_e)_{e \in E})/2} = o(1)$. \square

Lemma 4.9. $\Pr_{G \sim G(\vec{n}, P)} [\exists u, v \text{ such that } \text{CC}(u) \neq \text{CC}(v) \text{ each of size at least } k_+] \leq o(1)$.

Proof. Denote the probability in question by q .

We first argue that except for probability $e^{-\sqrt{n}}$, each connected component of size k_+ contains least $n^{0.98}$ vertices of each type. More specifically, let E be the event whose complement is

$$\bar{E} = \left\{ \exists k \geq n^{0.98}, \exists S \subseteq V_i, |S| = k \text{ such that } |N(S) \cap V_j| \leq \frac{\delta k}{\log n} \right\}.$$

By Claim 4.6 and the union bound, the probability of \bar{E} is at most $n \cdot e^{-\delta n^{0.98}} \leq e^{-\sqrt{n}}$, where the last inequality holds for large enough n . We now argue that if E holds, then any connected component of size at least $n^{0.99}$ contains at least $n^{0.98}$ vertices of each type. First, note that there is a type i such that $|C \cap V_i| \geq n^{0.99}/r$. Since E holds, for any j such that $\lambda_{i,j} > 0$ we have that $|C \cap V_j| \geq \frac{\delta n^{0.99}}{\log n}$, and as Λ is connected we get that for all j it holds that $|C \cap V_j| \geq \frac{\delta r n^{0.99}}{\log^2 n} \geq n^{0.98}$.

Sample $G \sim G(\vec{n}, P)$ and $G' \sim (\vec{n}, P')$. Then

$$\begin{aligned} q &\leq \text{SD}(G, G \cup G') + \Pr_{G, G'} [\bar{E}] \\ &\quad + \Pr_{G, G'} [\text{number of connected components in } G \cup G' \text{ whose size is at least } k_+ \text{ is at least } 2 \mid G \in E]. \end{aligned}$$

By Claim 4.8, the statistical distance between G and $G \cup G'$ is $o(1)$. By the argument above, the probability of \bar{E} is $o(1)$. Finally, for the last probability, condition on G and let C_1, C_2, \dots, C_ℓ be all connected components of G of size at least k_+ . Then By Claim 4.7, for any distinct $1 \leq \ell', \ell'' \leq \ell$, the probability there is no edge between $C_{\ell'}$ and $C_{\ell''}$ is at most $e^{-n^{0.01}}$, so by the union bound the last probability is at most $\ell^2 e^{-n^{0.01}} \leq n^2 e^{-n^{0.01}} = o(1)$. Combining everything, we get that $q = o(1)$. \square

4.4.2 The size of the giant component

Let E be the event that $G \sim G(\vec{n}, P)$ contains only components of size at most k_- , and at most a single connected component whose size exceeds k_+ . Using Lemma 4.1 we get that the probability that $G \sim G(\vec{n}, P)$ contains a connected component whose size is between k_- and k_+ is at most $n \cdot e^{-\delta k_-} = o(1)$ for large enough $n \geq N$. Secondly, by Lemma 4.9 the probability G contains more than one connected component of size $\geq k_+$ is at most $o(1)$. Therefore, $\Pr[E] = 1 - o(1)$.

For the rest of the proof, we sample $G \sim G(\vec{n}, P)$ conditioned on E . Let W be the random variable which is the connected component of size at least k_+ . For each v , let Z_v be the indicator random variable of $v \notin W$, i.e. that $|\text{CC}(v)| \leq k_-$.

Let α_i , be the survival probability of $\text{GW}(\vec{n}, P, e_i)$.

Claim 4.10. For all $i \in [r]$ and $v \in V_i$ it holds that $\mathbb{E}[Z_v] \leq 1 - \alpha_i + o(1)$.

Proof. We have

$$\mathbb{E}_{G \sim G(\vec{n}, P)} [Z_v \mid E] = \Pr_{G \sim G(\vec{n}, P)} [|\text{CC}(v)| \leq k_- \mid E] \leq (1 + o(1)) \Pr_{G \sim G(\vec{n}, P)} [|\text{CC}(v)| \leq k_-],$$

where we used the fact that $\Pr [E] \geq 1 - o(1)$. By Lemma 3.3,

$$\Pr_{G \sim G(\vec{n}, P)} [|\text{CC}(v)| \leq k_-] \leq \Pr [\text{pop}(\text{GW}(\vec{n} - k_- \vec{1}, P, e_i)) \leq k_-].$$

By a coupling argument, the last probability is at most $\Pr [\text{pop}(\text{GW}(\vec{n}, P, e_i)) \leq k_-] + o(1)$, which is at most $1 - \alpha_i + o(1)$. \square

Claim 4.11. *For all $i \in [r]$ and $v \in V_i$ it holds that $\mathbb{E} [Z_v] \geq 1 - \alpha_i + o(1)$.*

Proof. As before,

$$\mathbb{E}_{G \sim G(\vec{n}, P)} [Z_v \mid E] = \Pr_{G \sim G(\vec{n}, P)} [|\text{CC}(v)| \geq k_- \mid E] \geq (1 - o(1)) \Pr_{G \sim G(\vec{n}, P)} [|\text{CC}(v)| \geq k_-],$$

where we used the fact that $\Pr [E] \geq 1 - o(1)$. By Lemma 3.3,

$$\Pr_{G \sim G(\vec{n}, P)} [|\text{CC}(v)| \geq k_-] \geq \Pr [\text{pop}(\text{GW}(\vec{n} - k_- \vec{1}, P, e_i)) \geq k_-].$$

By a coupling argument, the last probability is at most $\Pr [\text{pop}(\text{GW}(\vec{n}, P, e_i)) \geq k_-] - o(1)$, and we claim this is at least $1 - \alpha_i + o(1)$. To see that, write

$$\begin{aligned} \Pr [\text{pop}(\text{GW}(\vec{n}, P, e_i)) \geq k_-] &\geq \Pr [\text{GW}(\vec{n}, P, e_i) \text{ survives}] \\ &\quad - \Pr [\text{GW}(\vec{n}, P, e_i) \text{ goes extinct and } \text{pop}(\text{GW}(\vec{n}, P, e_i)) \geq k_-]. \end{aligned}$$

The first probability is $1 - \alpha_i$, and to finish the proof we show that the second probability is $o(1)$. To see that, consider the parallel view on the Galton-Watson process, and let D be a random variable indicating the number of steps it takes until halting, and take $T = \sqrt{\log(k_-)}$. Write

$$\begin{aligned} &\Pr [\text{GW}(\vec{n}, P, e_i) \text{ goes extinct and } \text{pop}(\text{GW}(\vec{n}, P, e_i)) \geq k_-] \\ &\leq \underbrace{\Pr [D \leq T \text{ and } \text{pop}(\text{GW}(\vec{n}, P, e_i)) \geq k_-]}_{(I)} + \underbrace{\Pr [D \geq T \text{ and } \text{GW}(\vec{n}, P, e_i) \text{ goes extinct and } \text{pop}]}_{(II)}. \end{aligned}$$

For (I), note that in T steps, the expected population size of the Galton-Watson process is at most $\sum_{t=1}^T \rho(M)^t \leq \frac{\rho(M)^{T+1}}{\varepsilon}$, which by inequality (2.4) (recall that $\rho(M) = \rho(\Lambda)$) is at most $r^{T+1}/\varepsilon^{T+2}$. Thus, by Markov

$$(I) = \Pr [\text{population of } \text{GW}(\vec{n}, P, e_i) \text{ is at least } k_- \text{ in } T \text{ steps}] \leq \frac{r^{T+1}/\varepsilon^{T+2}}{k_-} = o(1).$$

For (II), a verbatim repeat of the argument in Claim 4.5 shows that $(II) = o(1)$ (we omit the repetition), and we are done. \square

Claim 4.12. *Let $i, j \in [r]$ be types (not necessarily distinct), and let $v \in V_i, u \in V_j$ be two distinct vertices. Then $\mathbb{E}[Z_v Z_u] \leq \mathbb{E}[Z_v] \mathbb{E}[Z_u] + \frac{2k_-^2}{n_j}$.*

Proof. By definition,

$$\mathbb{E}[Z_v Z_u] = \Pr[Z_v = 1] \Pr[Z_u = 1 \mid Z_v = 1] \leq \mathbb{E}[Z_v] \Pr[Z_u = 1 \mid Z_v = 1].$$

To analyze the last probability, condition on the connected component of v , call it S . By symmetry, for each $u' \in V_j$ the probability that $u' \in S$ is the same, and as $|S| \leq k_-$ the probability that $u \in S$ is at most k_-/n_j . Otherwise, $u' \notin S$, and then the second probability is

$$\mathbb{E}_{G \sim G(\vec{n} - \vec{T}, P)}[Z_u = 1]$$

where \vec{T} is the type statistics of S . Using the natural coupling between $G(\vec{n}, P)$ and $G(\vec{n} - \vec{T}, P)$, this probability is $\mathbb{E}_{G \sim G(\vec{n}, P)}[Z_u = 1] + \frac{k_-^2}{n_j} = \mathbb{E}[Z_u] + \frac{k_-^2}{n_j}$, and we are done. \square

We are now ready to show that for each $i \in [r]$, with probability $1 - o(1)$ the size of $W \cap V_i$ is $(\alpha_i + o(1))n_i$.

Lemma 4.13. *For all $i \in [r]$, we have $\Pr_{G \sim G(\vec{n}, P)}[||W \cap V_i| - \alpha_i n_i| \leq o(n_i)] = 1 - o(1)$.*

Proof. Fix $i \in [r]$, and note that $|W \cap V_i| = \sum_{v \in V_i} Z_v$. Set $\zeta = n^{-0.01}$; by Chebyshev's inequality

$$\Pr \left[\left| |W \cap V_i| - \mathbb{E}[|W \cap V_i|] \right| \geq \zeta n_i \right] \leq \frac{\text{var}(|W \cap V_i|)}{\zeta^2 n_i^2}.$$

To compute the variance, we write

$$\text{var}(|W \cap V_i|) = \sum_v \text{var}(Z_v) + \sum_{v \neq v'} \text{cov}(Z_v, Z_{v'}) \leq n_i + n_i^2 \cdot \frac{2k_-^2}{n_j},$$

where we used Claim 4.12 in the last inequality. Thus, $\text{var}(|W \cap V_i|) \leq 4Ak_-^2 n$, so we get that

$$\Pr \left[\left| |W \cap V_i| - \mathbb{E}[|W \cap V_i|] \right| \geq \zeta n_i \right] \leq \frac{4Ak_-^2 n}{\zeta^2 n_i^2} \leq \frac{4A^2 k_-^2}{\zeta^2} n^{-1} \leq \frac{1}{\sqrt{n}}$$

for large enough n . The claim now follows as $\mathbb{E}[|W \cap V_i|] = n_i \cdot \mathbb{E}[Z_v]$ where $v \in V_i$ is some vertex, and by Claims 4.10, (4.11) we have $\mathbb{E}[Z_v] = 1 - \alpha_i + o(1)$. \square

Applying the union bound on Lemma 4.13 over all $i \in [r]$ gives that $|W \cap V_i| = (\alpha_i + o(1))n_i$ for all $i \in [r]$ except for probability $o(1)$. Denote this event by E_2 .

The event in question of the second item in Theorem 1.1 is simply $E \cap E_2$, and as each one of these events has probability $1 - o(1)$, it follows that the probability of $E \cap E_2$ is also $1 - o(1)$, and we are done. \square

5 Numerical Simulations

In this section we perform several numerical simulations to highlight some of the features of the pandemic spread. We analyse several examples that exhibit the power to perform more complex analysis with real world data when available.

5.1 Herd Immunity Versus End of the Pandemics

In this subsection we will consider the difference between homogeneous and heterogeneous infection graphs and the effect on the fraction of infected population at the end of the disease. We will show the difference between fraction of the population infected at the herd immunity point where the effective reproduction number drops below one and the fraction infected at the end of the disease. This is the after-burn effect analysed in [ORS20a].

Consider two types of populations. Let the initial basic reproduction number be $\rho(M) = 2.6$ which is in the estimated range for the COVID-19, $R_0 \sim 2 - 3$. $\rho(M)$ is the Perron-Frobenius eigenvalue of the matrix M and in the two-dimensional case reads:

$$\rho(M) = \frac{M_{1,1} + M_{2,2}}{2} + \frac{1}{2} \sqrt{(M_{1,1} + M_{2,2})^2 + 4 \cdot (M_{1,2}M_{2,1} - M_{1,1}M_{2,2})}.$$

We fix $\lambda_{1,2} = 0.6$ and vary the ratio $\frac{\lambda_{2,2}}{\lambda_{1,1}}$ and the fraction of type one of the total population $\frac{n_1}{n_1+n_2}$. In figure 1 we compare the fraction of the population infected at the end of the disease and at the herd immunity point where the effective reproduction number $\rho(M)$ drops below one. The uppermost graphs (brown, red and orange) show the fraction of infected at the end of disease, and the lower graphs (pink, purple and green) show the fraction of infected when herd immunity is reached $\rho(M) = 1$.

Indeed we see a significant difference between these two fractions, which has been called the after-burn effect [ORS20a]. This observation is of much importance and is often ignored in the discussions about reaching herd immunity. We see in the graphs the difference between the homogeneous and heterogeneous cases. Real world pandemic spread follows a heterogeneous network and we see that the fraction of infected population can be significantly lower compared to the often quoted number of the homogeneous spread.

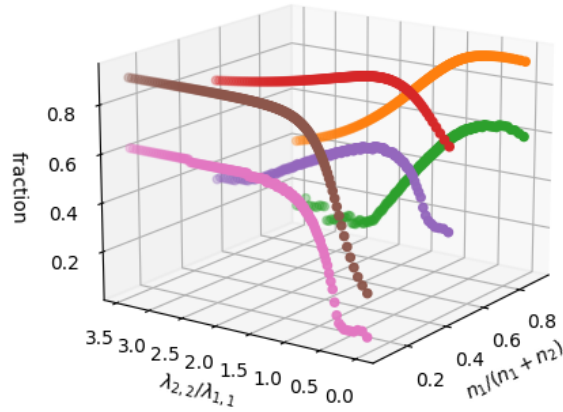


Figure 1: A comparison between the fraction of the population infected at the end of the disease and at the herd immunity point where the effective reproduction number $\rho(M)$ drops below one. The uppermost graphs (brown, red and orange) show the fraction of infected at the end of disease, and the lower graphs (pink, purple and green) show the fraction of infected when herd immunity is reached $\rho(M) = 1$. We see a significant difference, the after-burn effect [ORS20a]. We also see the difference between the homogeneous and heterogeneous cases, where the fraction of infected population is lower in the latter. The plot is for two types, where the initial basic reproduction number is $\rho(M) = 2.6$ and $\lambda_{1,2} = 0.6$.

5.2 The countermeasure Effect

We consider the effect of a partial lockdown (which stops infections between distinct types) on the infected fraction of population at the end of the pandemics. The lockdown starts once reaching the point where 10% of the population is infected. We take as an example the case of two types with initial basic reproduction number $\rho(M) = 2.6$. We use $\lambda_{1,2} = 0.6$ and vary the ratio $\frac{\lambda_{2,2}}{\lambda_{1,1}}$ and the fraction of type one of the total population $\frac{n_1}{n_1+n_2}$. The results are plotted in figure 2. The uppermost graphs (brown, red and orange) show the fraction of infected population at the end of disease when no countermeasure are taken. The lower graphs (pink, purple and green) show the fraction of the population that is infected if we impose the lockdown.

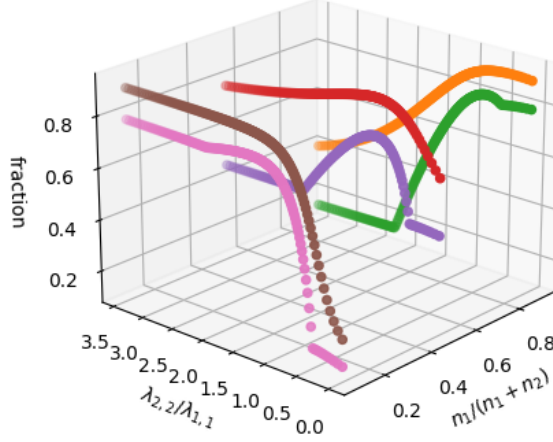


Figure 2: The effect of lockdown on the fraction of the population infected at the end of the pandemics. The uppermost graphs show fraction of infected population at the end of disease when no countermeasure are taken. The lower graphs show the fraction of the population that is infected if we impose a lockdown when reaching the point where 10% of the population is infected. The lockdown is such that different types cannot infect each other and it is done by nullifying the off-diagonal entries of the matrix Λ . We consider two types, and all the plots are drawn with initial basic reproduction number $\rho(M) = 2.6$ and $\lambda_{1,2} = 0.6$.

5.3 The Direction of the Disease Spread

One of our observations is that despite the complex structure of the pandemic spread one can identify a propagation direction. It is given by the Perron-Frobenius eigenvector of the matrix M , where the corresponding eigenvalue is the reproduction number of the disease whose threshold value at 1 separates between an outbreak or no outbreak of the pandemics. The vector is time dependent and in order to calculate it one needs to update the matrix M as the pandemic evolves. Intuitively, the vector points at any time step in the direction where there is the highest potential to infect. This takes into account the size of the remaining uninfected population of the different types at that time step and their probability to infect. In fact, it supports the result in [CD19].

In figure 3 we plot the vector for two distinct scenarios: homogeneous and heterogeneous infection graphs. The projections on the three axes show the weight of the three different types in the pandemic propagation. In plot (a) we see the homogeneous case, where all the three types are equal in size, $\rho(M) \approx 2.1$ and we use:

$$\Lambda = \begin{pmatrix} 1.47 & 0.3 & 0.3 \\ 0.3 & 1.47 & 0.3 \\ 0.3 & 0.3 & 1.47 \end{pmatrix}$$

As intuitively expected, the direction of the propagation is time independent.

In plots (b) and (c) we see the heterogeneous case. In this example we take 80% from type one and 10% from each of types two and three. $\rho(M) \approx 2.7$ and we used

$$\Lambda = \begin{pmatrix} 1.16 & 0.18 & 0.18 \\ 0.18 & 2.32 & 0.36 \\ 0.18 & 0.36 & 2.32 \end{pmatrix}$$

Types two and three are relatively highly infectious and susceptible to be infected. This means that they are quickly being infected and infect others and are removed (become saturated vertices). Type one is less infectious and susceptible to be infected and remains longer with unsaturated vertices. We see in the plot that types two and type three decrease quickly in their potential to infect compared to type one (their unsaturated vertices is decreased), while type one's unsaturated vertices increase relative to type two and three as the pandemic evolves.

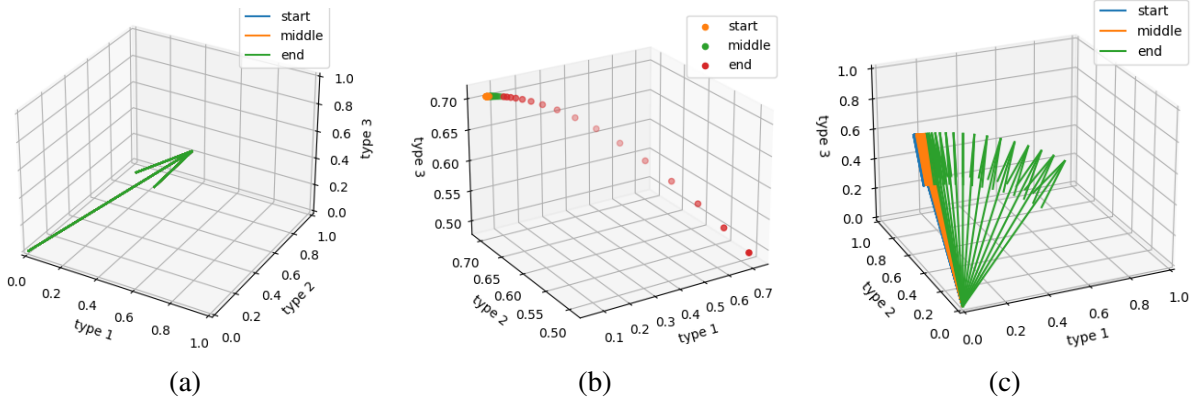


Figure 3: (a) The position of the Perron-Frobenius eigenvector during the evolution of the pandemics in the homogeneous spread case. All the the three types are equal in size and $\rho(M) \approx 2.1$. (b) and (c) The position of the Perron-Frobenius eigenvector during the evolution of the pandemics in the non homogeneous spread case viewed from different perspectives.

6 Discussion

The contact graph of a real world pandemic is naturally heterogeneous and complex. The complexity of the mathematical analysis is such that the pandemic spread is often dealt with by assuming a complete contact graph, that is, every individual can infect any other individual. It is clearly desirable to be able to work with a general graph and this is what we have done in this work. We employed the multi-type Galton-Watson branching process and analysed the question of whether there would be an outbreak and what will be the fraction of infected population at the end of the disease.

We defined an $(r \times r)$ -dimensional matrix M where r is the number of types, and whose entries encode the probability that an individual of one type would infect an individual of his type or from another type. M encodes the whole information about the evolution of the pandemic. In particular, its Perron-Frobenius eigenvalue is the basic reproduction number that determines whether there will be an outbreak. The corresponding eigenvalue points in the direction of the spread and at each time step takes into account the remaining individuals of each type that can infect as well as their probability to infect.

Our framework allows for a general simulation on real world data once collected. It would be of importance to follow this direction. In our numerical simulations we presented several examples that highlight certain properties of the spread such as the difference between a homogeneous and heterogeneous infection network and the between herd immunity and the final end of the disease spread.

Our analysis is applicable for a general information spread and as such outlines a structure that can be used not just for a pandemic spread. A generalization of our work that is worth pursuing in this context is to a non-symmetric probability matrix P that naturally arises, for instance, in search engines. Another important direction to follow is to have general degree distributions. e.g. the Gamma distribution that has proven valuable in describing pandemics such as COVID-19.

References

- [AS04] Noga Alon and Joel H Spencer. *The probabilistic method*. John Wiley & Sons, 2004.
- [BBT20] T. Britton, F. Ball, and P. Trapman. A mathematical model reveals the influence of population heterogeneity on herd immunity to sars-cov-2. *Science*, 369:846, 2020.
- [CD19] Raphaël Cerf and Joseba Dalmau. Galton–watson and branching process representations of the normalized perron–frobenius eigenvector. *ESAIM: Probability and Statistics*, 23:797–802, 2019.
- [Cse15] Timothy Csernica. Extinction in single and multi-type branching processes. 2015.
- [Fie73] Mirsolav Fiedler. A quantitative extension of the perron-frobenius theorem. *Linear and Multilinear Algebra*, 1(1):81–88, 1973.
- [GM15] David Gamarnik and Sidhant Misra. Giant component in random multipartite graphs with given degree sequences. *Stochastic Systems*, 5(2):372–408, 2015.
- [Har64] Theodore Edward Harris. The theory of branching process. 1964.
- [HDASA20] L. Hébert-Dufresne, B. M. Althouse, S. V. Scarpino, and Antoine Allard. Beyond r_0 : heterogeneity in secondary infections and probabilistic epidemic forecasting. *J. R. Soc. Interface*, 17:172, 2020.

- [JLR11] Svante Janson, Tomasz Luczak, and Andrzej Rucinski. *Random graphs*, volume 45. John Wiley & Sons, 2011.
- [Joh12] Tony Johansson. The giant component of the random bipartite graph. 2012.
- [KKP15] M. Kang, C. Koch, and A. Pachón. The phase transition in the multi-type binomial random graph $G(\mathbf{n}, P)$, 2015.
- [KKRSR99] J.M. Kleinberg, R. Kumar, P. Raghavan, and A.S. Tomkins S. Rajagopalan. The web as a graph: Measurements, models, and methods. *Lecture Notes in Computer Science*, 1627, 1999.
- [Kle06] J.M. Kleinberg. Complex networks and decentralized search algorithms. In *Proceedings of the International Congress of Mathematicians (ICM)*, volume 3, pages 1019–1044, 2006.
- [LSSKG05] J. O. Lloyd-Smith, S. J. Schreiber, P. E. Kopp, and W. M. Getz. Superspreading and the effect of individual variation on disease emergence. *Nature*, 438:355, 2005.
- [MMH⁺20] Danielle Miller, Michael A. Martin, Noam Harel, Talia Kustin, Omer Tirosh, Moran Meir, Nadav Sorek, Shiraz Gefen-Halevi, Sharon Amit, Olesya Vorontsov, Dana Wolf, Avi Peretz, Yonat Shemer-Avni, Diana Roif-Kaminsky, Na’ama Kopelman, Amit Huppert, Katia Koelle, and Adi Stern. Full genome viral sequences inform patterns of SARS-CoV-2 spread into and within israel. *medRxiv*, 2020.
- [ORS20a] Y. Oz, I. Rubinstein, and M. Safra. Heterogeneity and superspreading effect on herd immunity. *arXiv:2009.01923 [q-bio.PE]*, to appear in *JSTAT*, 2020.
- [ORS20b] Y. Oz, I. Rubinstein, and M. Safra. Superspreaders and high variance infectious diseases. *arXiv:2008.07352 [q-bio.PE]*, 2020.
- [PSCMV15] R. Pastor-Satorras, C. Castellano, P. Van Mieghem, and A. Vespignan. Epidemic processes in complex networks. *Rev. Mod. Phys.*, 87:925, 2015.
- [RBMK14] K. Rock, S. Brand, J. Moir, and M.J. Keeling. Dynamics of infectious diseases. *Reports on Prog. Phys.*, 77:026602, 2014.
- [TME⁺20] A. V. Tkachenko, S. Maslov, A. Elbanna, George. N. Wong, Z. J. Weiner, and N. Goldenfeld. Persistent heterogeneity not short-term overdispersion determines herd immunity to covid-19. <https://doi.org/10.1101/2020.07.26.20162420>, 2020.