

Study on MCS Selection and Spectrum Allocation for URLLC Traffic under Delay and Reliability Constraint in 5G Network

Yuehong Gao, Changhao Sun, Xiaonan Zhang and Xiao Hong

Abstract—To support Ultra-Reliable and Low Latency Communications (URLLC) is an essential character of the 5th Generation (5G) communication system. Unlike the other two use cases defined in 5G, e.g. enhanced Mobile Broadband (eMBB) and massive Machine Type Communications (mMTC), URLLC traffic has strict delay and reliability requirement. In this paper, an analysis model for URLLC traffic is proposed from the generation of a URLLC traffic until its transmission over a wireless channel, where channel quality, coding scheme with finite coding length, modulation scheme and allocated spectrum resource are taken into consideration. Then, network calculus analysis is applied to derive the delay guarantee for periodical URLLC traffic. Based on the delay analysis, the admission region is found under certain delay and reliability requirement, which gives a lower bound on required spectrum resource. Theoretical results in the scenario of a 5G New Radio system are presented, where the SNR thresholds for adaptive modulation and coding scheme selection, transmission rate and delay, as well as admission region under different configurations are discussed. In addition, simulation results are obtained and compared with theoretical results, which validates that the admission region derived in this work provides a lower spectrum allocation bound.

Index Terms—URLLC, admission region, network calculus, delay and reliability constraint

I. INTRODUCTION

As it is widely known that 5th Generation (5G) communication network will be able to support three key usage scenarios, i.e., enhanced Mobile Broadband (eMBB), massive machine type communication (mMTC), and Ultra-Reliable and Low-Latency Communication (URLLC) [1]. eMBB aims to support stable connections with high data rates, mMTC is used to support massive connections with low transmission rate and power, while URLLC is proposed to support fast data transmission. Different with eMBB and mMTC, the data payload of URLLC is relatively small but with strict delay and reliability guarantee requirement. As mentioned in [2], a general URLLC reliability requirement for one transmission of a packet is $1 - 10^{-5}$ for 32 bytes with a user plane latency of 1ms. In addition, not only in 5G system, but also in future 6G system, even more stringent latency and reliability guarantee are need [3]. Therefore, how to fulfill such strict quality of service (QoS) requirement for URLLC traffic becomes a quite challenging issue in 5G network.

There have been hot discussions on URLLC, because it is crucial for some important deployment scenarios in 5G, such as vehicular-to-everything (V2X) communication and internet-of-things (IoT) communication. In [4], the transmission of URLLC in a vehicle-to-vehicle network network is considered, where the two queue-aware power allocation solutions are proposed under the constraint of finite block-length. The authors of [5] focus on different QoS requirement of various services in IoT-based smart city, and propose an optimal edge resource allocation to minimize the average service response time. In addition, multiplexing of URLLC with eMBB traffic is also a key problem to be studied. The authors of [6] proposed a joint link adaptation and resource allocation policy, which dynamically adjusts the block error probability of URLLC small payload transmissions in accordance with the instantaneous experienced load per cell with/without eMBB traffic.

There are also many research on resource allocation optimization or key techniques for URLLC traffic. In [7], the grant-free approach is analyzed and compared with grant-based approach for the uplink transmission of URLLC, where the impact of HARQ mechanisms are also studied. In [8], a mechanism of deterministic resource allocation is proposed to meet the reliability and latency requirements, where resource allocation and modulation and coding (MCS) schemes selection are jointly considered. A novel sparse vector coding (SVC) scheme is proposed in [9] to further improve the reliability of short packet transmission. The authors of [10] propose a novel processing architecture capable of performing reception, Orthogonal Frequency Division Multiplexing (OFDM) demodulation and turbo decoding concurrently, rather than consecutively.

Based on these literatures, it is not difficult to notice that every factor during the transmission of a URLLC message will influence the final delay and reliability guarantee, because the QoS requirement is really strict. Therefore, a thorough model is needed by involving all possible aspects from the generation of a URLLC message to its receiving over a uncertain wireless channel.

Different with existing work, this paper will firstly establish an theoretical analysis model, which reveals the relationship among channel quality, finite coding length, modulation scheme, delay guarantee, reliability requirement and information length. The analysis is not correlated with specific scenario or application, and it finally shows the minimum spectrum allocation bound defined as admission region in this work. Then, configurations standardized in practical 5G

Y. Gao, C. Sun, X. Zhang and X. Hong are with the School of Information and Communication Engineering, Beijing University of Posts and Telecommunications, Beijing 100876, China (email: yhgao@bupt.edu.cn).

New Radio (NR) network are applied to obtain numerical results, where the Signal to Noise Ratio (SNR) thresholds used for adaptive MCS selection and admission region under certain delay and reliability constraint are presented. Lastly, system level simulation is conducted to validate the theoretical analysis.

II. SYSTEM MODEL

Consider a wireless downlink transmission link started from an information source, who generates information bits. As suggested in [11], The arrival of URLLC information message is usually assumed to follow periodical model with fixed length. These bits are then coded into codeword and transmitted through a wireless channel.

Let k denote the length of URLLC information bits and r_c denote the coding rate, the length of the coded symbols (denoted by n) will be

$$n = \frac{k}{r_c}. \quad (1)$$

It has been proved that, if the generated information bits (with length of k bits) is firstly encoded into a codeword with length of n symbols, and then transmitted through a wireless channel with bandwidth of W at Signla-to-Noise Ratio (SNR) of P , the channel transmission rate is upper bounded by Shannon capacity as

$$R(\infty, P, W) \leq W \cdot C(P), \quad (2)$$

where

$$C(P) = \log_2(1 + P). \quad (3)$$

Note that, the upper bound given by Eq.(2) requires Gaussian coding and infinite coding length (i.e. $n \rightarrow \infty$). Therefore, when the coding length is finite, it is not possible to realize reliable transmission with arbitrarily small error probability. In [12] [13], the maximal rate achievable with error probability ϵ and finite coding length n is approximated. For wireless channel, its equivalent baseband model is complex Gaussian channel, which is composed of two real Additive White Gaussian Noise (AWGN) channel. Then, based on the Theorem 4 in [12], it can be obtained that, the transmission rate under given error probability ϵ and finite coding length n is upper bounded by

$$R_1(n, P, W, \epsilon) \leq W \cdot R_{ch}^1(n, P, \epsilon), \quad (4)$$

where

$$\begin{aligned} R_{ch}^1(n, P, \epsilon) &= C(P) - \sqrt{\frac{V(P)}{n}} Q^{-1}(\epsilon) + \frac{\log_2(n)}{n}, \\ Q(x) &= \int_x^\infty \frac{1}{\sqrt{2\pi}} e^{-t^2/2} dt, \\ V(P) &= \frac{P(P+2)}{(P+1)^2 \ln^2 2}. \end{aligned} \quad (5)$$

One important assumption in Eq.(4) is Gaussian coding. However, in practical systems, constellation diagram with limited-points is usually used. When considering the widely used M-QAM modulation, the maximal rate under infinite coding

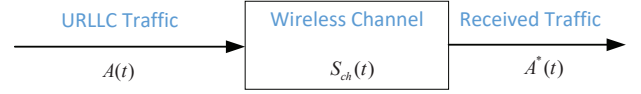


Fig. 1. Equivalent Analysis Model for the Considered Wireless Communication System

length is no longer $C(P)$ defined in Eq.(3), the following upper bound should be used instead

$$R(\infty, P, W, M) \leq W \cdot I(P, M), \quad (6)$$

where

$$\begin{aligned} I(P, M) &= \log_2 M - \frac{1}{M\pi} \sum_{i=1}^M \int e^{-\|y - \sqrt{P}x_i\|^2} \\ &\times \left(\sum_{k=1}^M e^{-|y - \sqrt{P}x_i|^2 - |y - \sqrt{P}x_k|^2} \right) dy. \end{aligned} \quad (7)$$

However, there is no closed form expression for Eq. (7). Fortunately, the authors of [14] [15] found an approximation based on multi-exponential delay curve fitting (M-EDCF) as

$$I'(P, M) \approx \log_2 M \times \left(1 - \sum_{j=1}^{k_M} a_j^{(M)} e^{-b_j^{(M)} P} \right), \quad (8)$$

where the fitting coefficients for M-QAM are summarized in Table. I.

Then, for finite coding length and finite constellation, the maximal achievable transmission rate can be approximated as

$$R_2(n, P, W, \epsilon, M) = W \cdot R_{ch}^2(n, P, \epsilon, M), \quad (9)$$

where

$$\begin{aligned} R_{ch}^2(n, P, \epsilon, M) &= I'(P, M) - \sqrt{\frac{V(P)}{n}} Q^{-1}(\epsilon) + \frac{\log_2(n)}{n}. \end{aligned} \quad (10)$$

III. ANALYSIS ON DELAY AND ADMISSION REGION

In order to analyze the delay and reliability guarantee of the aforementioned system, a suitable analysis model is needed. In this work, network calculus will be relied on to establish a corresponding mathematical model for the considered system.

Network calculus is a queueing theory for QoS analysis of computer networks [16], which has been widely used for performance evaluation in various networks. For the consider URLLC traffic model and wireless channel models described in Section II, an equivalent analysis model can be abstracted as Fig. 1 shows. The arrival process, denoted by $A(t)$, is composed of all information bits generated from URLLC information bits; while the service process, denoted by $S_{ch}(t)$, is the service provided by the wireless channel. In network calculus analysis, arrival curve and service curve are defined to describe the characteristics of (cumulative) arrival process and (cumulative) service process, respectively, as follows.

Definition 1: Arrival Curve. An arrival process $A(t)$ is said to have an arrival curve $\alpha(t)$ if for all $0 \leq s \leq t$ [16] [17],

$$A(t) - A(s) \leq \alpha(t - s), \quad (11)$$

TABLE I
FITTING COEFFICIENTS FOR M-QAM

M	k_M	$a_1^{(M)}$	$a_2^{(M)}$	$a_3^{(M)}$	$a_4^{(M)}$	$b_1^{(M)}$	$b_2^{(M)}$	$b_3^{(M)}$	$b_4^{(M)}$
256	4	0.228768	0.229083	0.118223	0.423927	0.183242	0.038011	0.994472	0.006911
64	4	0.198324	0.512831	0.209086	0.079759	0.408618	0.027517	0.120616	1.467118
16	3	0.658747	0.117219	0.224034	–	0.115521	1.467927	0.482023	–
4	2	0.143281	0.856719	–	–	1.557531	0.57239	–	–

or equivalently $A(t - s) \leq \alpha(t - s)$.

Definition 2: Service Curve. Consider a system S with input process $A(t)$ and output process $A^*(t)$. The system is said to have a service curve $\beta(t)$ if for all $t \geq 0$ [16],

$$A^*(t) \geq A \otimes \beta(t). \quad (12)$$

Based on the arrival curve and service curve, the delay guarantee of the received process $A^*(t)$ can be derived by Theorem.1.

Theorem 1. If the arrival process has an arrival curve $\alpha(t)$, and the system provides the arrival process with a service curve $\beta(t)$, then the delay $D(t)$ of the arrival process at time t is bounded by

$$D(t) \leq h(\alpha, \beta). \quad (13)$$

where $h(\alpha, \beta)$ is the maximum horizontal distance between functions of $\alpha(t)$ and $\beta(t)$, defined as $h(\alpha, \beta) = \sup_{s \geq 0} \{\inf\{\tau \geq 0 : \alpha(s) \leq \beta(s + \tau)\}\}$.

For the considered URLLC traffic, it is assumed to be a periodical process with interval of τ and the length of its information bits of k , then the arrival curve $\alpha(t)$ can be expressed as

$$\alpha(t) = \frac{k}{\tau}t + k. \quad (14)$$

For the considered wireless channel with finite coding length and finite constellation, when bandwidth W , SNR P , coding rate r_c , error probability ϵ and modulation order M are given, the service process $S_{ch}(t)$ has service curve $\beta_{ch}(t)$ as:

$$\beta_{ch}(t) = R_2 \cdot t. \quad (15)$$

Then, delay of the received process $A^*(t)$ at the receiver side can be derived as

$$D(t) \leq \frac{k}{R_2}, \quad (16)$$

Subject to: $\frac{k}{\tau} \leq R_2$.

Detailed proof can be found in [16], which is not included in this work for conciseness.

It could be decomposed that the delay guarantee is mainly determined by three parts: 1) how an information message is processed, mainly including coding and modulation schemes; 2) how the channel condition is when it is transmitted, indicated by SNR and error probability; 3) how much system resource is allocated denoted by system bandwidth.

Usually, delay guarantee and error probability are required by specific URLLC service, the modulation and coding schemes are selected based on channel quality, which are all

TABLE II
MCS CONFIGURATIONS

MCS Index	M	Binary Code Rate	Overall Code Rate r_c
0	4	0.11719	0.2344
5	16	0.36914	1.4766
11	64	0.45508	2.7305
20	256	0.66650	5.3320
27	256	0.92578	7.4063

objective. Therefore, the system can only try its best to allocate reasonable amount of resource in order to provide strict delay and reliability guarantee for URLLC traffic. Given delay and reliability requirement (denoted by d_0, ϵ_0), the minimum required bandwidth is defined as the admission region. Based on the expressions given in 16, the delay requirement can be guaranteed as far as allocated system bandwidth is no less than:

$$W_2 = \frac{k}{d_0 \cdot R_{ch}^2(P, n, \epsilon_0, M)}. \quad (17)$$

IV. EVALUATION RESULTS

In 5G New Radio (NR) system, flexible configurations can be applied in order to fulfill different QoS requirements. 3GPP defines 32 MCS schemes to be used in Physical Downlink Shared Channel (PDSCH) for 5G NR Rel.15 in Table 5.1.3.1-2 in [18]. In this work, the following 5 MCSs with significant different spectrum efficiency will be used in the evaluation as listed in Table. II. Note that, the coding rate defined in Table 5.1.3.1-2 in [18] is actually the binary code rate. For ease of understanding, the coding rate r_c used in Eq.(1) (named as overall code rate in Table. II) is also listed out.

Firstly, we discuss the minimum required coding length under different SNRs. Fig. 2 and Fig. 3 show the results when the length of URLLC information bits k and error probability ϵ are set to $(256, 10^{-5})$ and $(256, 10^{-3})$, respectively. It is easy to notice that, when channel quality is good (i.e. SNR P is large) and modulation order is high (i.e. M is large), the required coding length will be short. These two figures plot the theoretical lower bound on coding length. When considering the practical MCS schemes defined in Table. II, the application feasibility and condition should be carefully discussed.

It is straightforward to calculate the practical coding lengths, denoted by \hat{n} under different MCS indexes by applying Eq.(1) when information length is given. Table. III lists the coding length when $k = 256$ bits.

If we mark the practical coding length on the corresponding curve given in Fig. 2 and Fig. 3, the minimum required SNR can be found. To be specific, when MCS index 0 is applied, SNR should be no lower than -5.751 dB in order

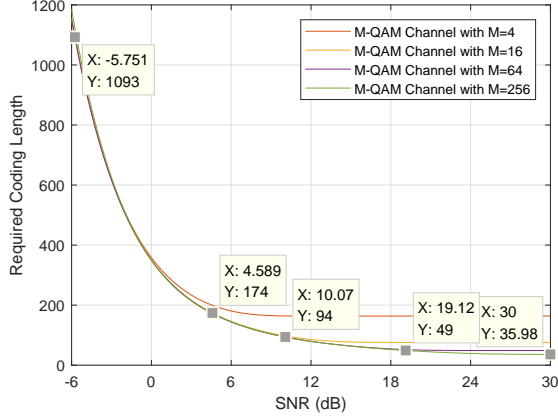


Fig. 2. Required coding length with $k = 256\text{bits}$ and $\epsilon = 10^{-5}$

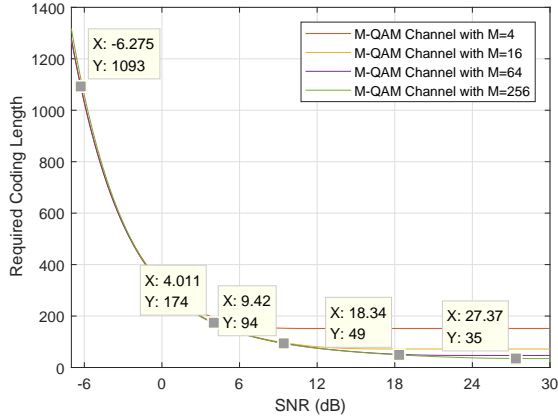


Fig. 3. Required coding length with $k = 256\text{bits}$ and $\epsilon = 10^{-3}$

to guarantee error probability of 10^{-5} , and SNR no lower than -6.275dB in order to guarantee error probability of 10^{-3} . Another important issue to be noted here is the point ($X = 30, Y = 35.98$), which means the required coding length is 35.98 when SNR is 30dB . However, the practical coding length is only 35. In other words, error probability of 10^{-5} can not be guaranteed when applying MCS Index 27 even with high SNR of 30dB (or even upto 50dB which is not shown in this figure). For comparison, if error probability is lowered to 10^{-3} , MCS Index 27 can be applied when SNR is higher than 27.37dB as marked in Fig.3.

Based on the marks given in Fig. 2 and Fig. 3, SNR thresholds for adaptive MCS selection can be found as listed in Table. IV. When the channel quality varies, suitable MCS

TABLE III
PRACTICAL CODING LENGTH IN 5G NR (WHEN $k = 256$ BITS)

MCS Index	Coding Length \hat{n}
0	1093
5	174
11	94
20	48
27	35

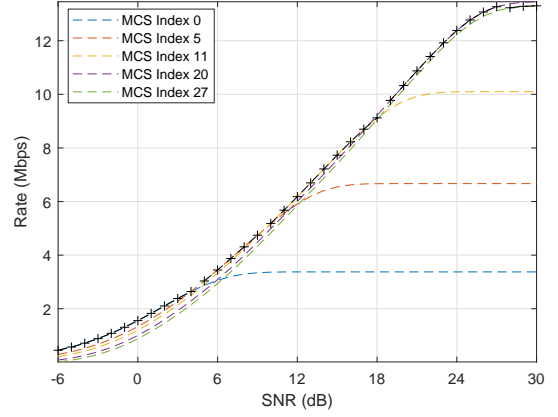


Fig. 4. Transmission Rate ($k = 256\text{bits}$, $\epsilon = 10^{-3}$, $W = 540\text{kHz}$)

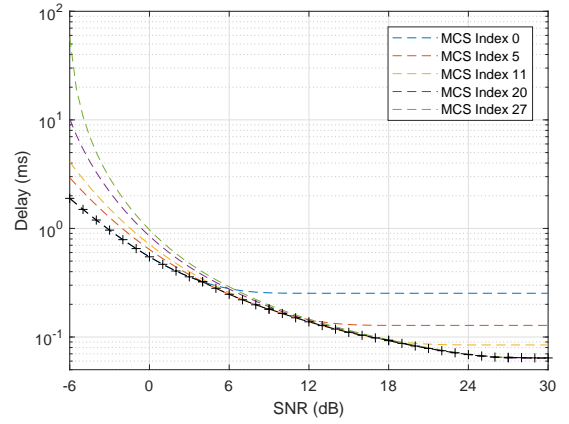


Fig. 5. Maximum Delay ($k = 256\text{bits}$, $\epsilon = 10^{-3}$, $W = 540\text{kHz}$)

scheme can be selected dynamically in order to achieve better performance.

Given allocated bandwidth, transmission rates under different MCS schemes can be obtained. In the frequency domain of NR system, a Resource Block (RB) is typically composed of 12 sub-carriers with interval of 15kHz , which leads to scheduling unit of 180kHz . Here, we use 540kHz as the allocated bandwidth for URLLC traffic as an example.

Fig. 4 plots the transmission rate when $k = 256\text{bits}$ and $\epsilon = 10^{-3}$ under different MCS schemes. It is obvious that the transmission rate will be significantly improved when SNR increases or more efficient MCS scheme is applied. In addition, the curve with maker "+" is composed of those transmission rates after considering adaptive MCS selection with SNR thresholds given in Table. IV. It can be seen that optimal rates can be achieved after applying adaptive MCS selection.

For the considered periodical URLLC traffic, the maximum delay can be calculated out by Eq.(16) based on the transmission rate given in Fig. 5.

It can be noticed in Fig. 5 that, the maximum delay is more than 1ms when SNR is below around -3dB . If the periodical URLLC traffic can tolerate a maximum delay of 1ms and error probability of 10^{-3} , it means that more bandwidth should be

TABLE IV
SNR THRESHOLDS FOR MCS SELECTION (WHEN $k = 256$ BITS)

MCS Index	1	5	11	20	27
SNR Range (dB) ($\epsilon = 10^{-5}$)	[-5.751, 4.589)	[4.589, 10.07)	[10.07, 19.12)	[19.12, ∞)	/
SNR Range (dB) ($\epsilon = 10^{-3}$)	[-6.275, 4.011)	[4.011, 9.42)	[9.42, 18.34)	[18.34, 27.37)	[27.37, ∞)

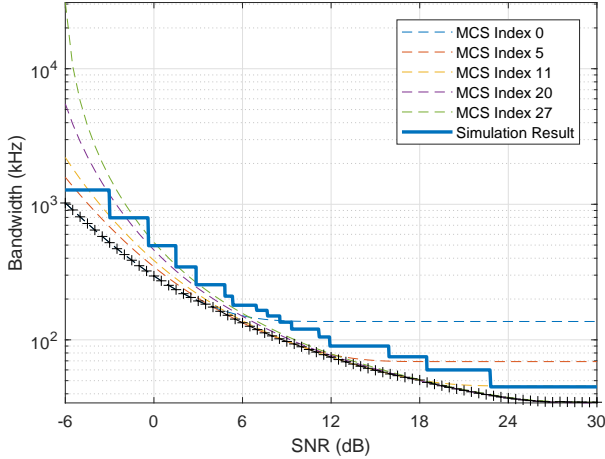


Fig. 6. Capacity Region ($k = 256$ bits, $d_0 = 1$ ms, $\epsilon_0 = 10^{-3}$)

allocated when SNR is below -3 dB, while less bandwidth can be allocated when SNR is above -3 dB in order to guarantee its QoS requirement and at the same time to consume as less system resource as possible.

The minimum bandwidth under certain QoS requirement (d_0, ϵ_0) and certain SNR gives the lower bound of admission region as defined in Section III. Fig. 6 shows the minimum required bandwidth under QoS constraint of ($d_0 = 1$ ms, $\epsilon_0 = 10^{-3}$). The region above the curve with marker + forms the admission region with adaptive MCS selection.

Simulation is also made to validate the theoretical analysis in this work. A simulation platform is established, where a typical deployment scenario is considered, i.e., an area of 19 cells (further divided into 57 sectors) with radius of 500 meters. Users with periodical URLLC traffic are uniformed deployed within the considered area, and user density is 10 users per sector. All MCS schemes defined in [18] are used in the simulation, where the best suitable MCS scheme will be selected in order to guarantee the QoS constraint of ($d_0 = 1$ ms, $\epsilon_0 = 10^{-3}$). The solid line in Fig. 6 is formed of the simulation results. Each step indicates one MCS scheme. It can be seen that the simulation results are slightly higher than the theoretical results, because the theoretical results are the lowest bound under ideal scenario.

V. CONCLUSION

In this work, we have established a theoretical analysis model by considering all necessary factors during the transmission of a URLLC message, including channel quality indicated by SNR, finite coding length, modulation scheme, delay and reliability requirement as well as information length. Network calculus is then applied to derive the maximum delay bound

and minimum spectrum admission region. Configurations defined in 5G NR network are used to obtain numerical results, where adaptive MCS selection thresholds and admission region under certain delay and reliability constraint are presented and discussed. In addition, the theoretical analysis is validated by comparing with simulation results yielded from system level simulation platform.

REFERENCES

- [1] A. Osseiran, F. Boccardi, V. Braun, K. Kusume, P. Marsch, M. Maternia, O. Queseth, M. Schellmann, H. Schotten, H. Taoka, H. Tullberg, M. A. Uusitalo, B. Timus, and M. Fallgren. Scenarios for 5G mobile and wireless communications: the vision of the METIS project. *IEEE Communications Magazine*, 52(5):26–35, 2014.
- [2] 3GPP TR 38.913 v14.1.0. Study on scenarios and requirements for next generation access technologies. March 2017.
- [3] N. Kato, B. Mao, F. Tang, Y. Kawamoto, and J. Liu. Ten challenges in advancing machine learning technologies toward 6G. *IEEE Wireless Communications*, 27(3):1–8, 2020.
- [4] C. Liu and M. Bennis. Ultra-reliable and low-latency vehicular transmission: An extreme value theory approach. *IEEE Communications Letters*, 22(6):1292–1295, June 2018.
- [5] L. Zhao, J. Wang, J. Liu, and N. Kato. Optimal edge resource allocation in IoT-based smart cities. *IEEE Network*, 33(2):30–35, 2019.
- [6] G. Pocovi, K. I. Pedersen, and P. Mogensen. Joint link adaptation and scheduling for 5G ultra-reliable low-latency communications. *IEEE Access*, 6:28912–28922, 2018.
- [7] T. Jacobsen, R. Abreu, G. Berardinelli, K. Pedersen, P. Mogensen, I. Z. Kovacs, and T. K. Madsen. System level analysis of uplink grant-free transmission for URLLC. In *2017 IEEE Globecom Workshops (GC Wkshps)*, pages 1–6, Dec 2017.
- [8] Y. Han, S. E. Elayoubi, A. Galindo-Serrano, V. S. Varma, and M. Mes-sai. Periodic radio resource allocation to meet latency and reliability requirements in 5G networks. In *2018 IEEE 87th Vehicular Technology Conference (VTC Spring)*, pages 1–6, June 2018.
- [9] W. Kim, S. K. Bandari, and B. Shim. Enhanced sparse vector coding for ultra-reliable and low latency communications. *IEEE Transactions on Vehicular Technology*, pages 1–1, 2020.
- [10] L. Xiang, R. G. Maunder, and L. Hanzo. Concurrent OFDM demodulation and Turbo decoding for ultra reliable low latency communication. *IEEE Transactions on Vehicular Technology*, 69(2):1281–1290, 2020.
- [11] 3GPP TR38.802. Study on new radio access technology. July 2017.
- [12] Y. Polyanskiy, H. V. Poor, and S. Verdú. Dispersion of gaussian channels. In *IEEE Int. Symp. Information Theory (ISIT)*, Jun 2009.
- [13] Y. Polyanskiy, H. V. Poor, and S. Verdú. Channel coding rate in the finite blocklength regime. *IEEE Transactions on Information Theory*, 56(5):2307–2359, May 2010.
- [14] C. Ouyang, S. Wu, C. Jiang, J. Cheng, and H. Yang. Approximating ergodic mutual information for mixture Gamma fading channels with discrete inputs. *IEEE Communications Letters*, 24(4):734–738, 2020.
- [15] P. Yang, Y. Wu, L. Jin, and H. Yang. Sum capacity for single-cell multi-user systems with M-ary inputs. *Entropy*, 19(9):1–16, Sept 2017.
- [16] Y. Jiang and Y. Liu. *Stochastic Network Calculus*. Springer, 2008.
- [17] Y. Jiang, Q. Yin, Y. Liu, and S. Jiang. Fundamental calculus on generalized stochastically bounded bursty traffic for communication networks. *Computer Networks*, 53(12):2011–2021, 2009.
- [18] 3GPP TS 38.214. Technical specification group radio access network; NR; physical layer procedures for data (Release 15). Jun 2018.