

arXiv:2101.05140v5 [cs.LO] 25 Oct 2021

Secure Process Algebra

— Yong Wang —



Contents

1	Introduction	1
2	Truly Concurrent Process Algebra	2
2.1	Operational Semantics	2
2.2	Proof Techniques	3
2.3	Basic Algebra for True Concurrency	3
2.4	Algebra for Parallelism in True Concurrency	6
2.5	Recursion	9
2.6	Abstraction	10
2.7	Placeholder	13
2.8	Axiomatization for Hhp-Bisimilarity	15
2.8.1	<i>APTC</i> with Left Parallel Composition	15
2.8.2	Recursion	19
2.8.3	Abstraction	20
2.9	Applications	23
3	Data Manipulation in <i>APTC</i>	29
3.1	Operational Semantics	29
3.2	<i>BATC</i> with Guards	31
3.3	<i>APTC</i> with Guards	33
3.4	Recursion	37
3.5	Abstraction	38
4	Secure <i>APTC</i>	44
4.1	Symmetric Encryption	44
4.2	Asymmetric Encryption	44
4.3	Hash	45
4.4	Digital Signatures	45
4.5	Message Authentication Codes	45
4.6	Random Sequence Generation	45
4.7	Blind Signatures	45
4.8	XOR	46
4.9	Extended Communications	46
4.10	Analyses of Security Protocols	47

4.10.1	A Protocol Using Private Channels	47
4.10.2	Secure Communication Protocols Using Symmetric Keys	48
4.10.3	Discussion	50
5	Analyses of Key Exchange Protocols	53
5.1	Key Exchange with Symmetric Cryptography	53
5.2	Key Exchange with Public-Key Cryptography	55
5.3	Interlock Protocol	58
5.4	Key Exchange with Digital Signatures	62
5.5	Key and Message Transmission	65
5.6	Key and Message Broadcast	67
6	Analyses of Authentication Protocols	70
6.1	Mutual Authentication Using the Interlock Protocol	70
6.2	SKID	73
7	Analyses of Practical Protocols	76
7.1	Wide-Mouth Frog Protocol	76
7.2	Yahalom Protocol	79
7.3	Needham-Schroeder Protocol	83
7.4	Otway-Rees Protocol	87
7.5	Kerberos Protocol	91
7.6	Neuman-Stubblebine Protocol	95
7.7	Denning-Sacco Protocol	99
7.8	DASS Protocol	103
7.9	Woo-Lam Protocol	108
8	Analyses of Other Protocols	113
8.1	Analyses of Secret Splitting Protocols	113
8.2	Analyses of Bit Commitment Protocols	115
8.2.1	Bit Commitment Protocol 1	116
8.2.2	Bit Commitment Protocol 2	118
8.3	Analyses of Anonymous Key Distribution Protocols	120

9	Analyses of Digital Cash Protocols	123
9.1	Digital Cash Protocol 1	123
9.2	Digital Cash Protocol 2	126
9.3	Digital Cash Protocol 3	129
9.4	Digital Cash Protocol 4	132
10	Analyses of Secure Elections Protocols	136
10.1	Secure Elections Protocol 1	136
10.2	Secure Elections Protocol 2	139
10.3	Secure Elections Protocol 3	142
10.4	Secure Elections Protocol 4	148
10.5	Secure Elections Protocol 5	154
10.6	Secure Elections Protocol 6	160

1 Introduction

A security protocol [1] includes some computational operations, some cryptographic operations (for examples, symmetric encryption/decryption, asymmetric encryption/decryption, hash function, digital signatures, message authentication codes, random sequence generations, XOR operations, etc), some communication operations to exchanging data, and also the computational logics among these operations.

Design a perfectly practical security protocol is a quite complex task, because of the open network environments and the complex security requirements against various known and unknown attacks. How to design a security protocol usually heavily depends on the experiences of security engineering. More for experiences, formal verifications can be used in the design of security protocols to satisfy the main goal of the security protocol.

There are many formal verification tools to support the verifications of security protocols, such as BAN logic [2] and those works based on process algebra. In the work based on process algebra, there are works based on pi-calculus, such as spi-calculus [7] and the applied pi-calculus [8]. The work based on process algebra has some advantages: they describe the security protocols in a programming style, and have firmly theoretic foundations.

Based on our previous work on truly concurrent process algebras APTC [3], we use it to verify the security protocols. This work (called Secure APTC, abbreviated SAPTC) have the following advantages in verifying security protocols:

1. It has a firmly theoretic foundations, including equational logics, structured operational semantics, and axiomatizations between them;
2. It has rich expressive powers to describe security protocols. Cryptographic operations are modeled as atomic actions and can be extended, explicit parallelism and communication mechanism to modeling communication operations and principals, rich computational properties to describing computational logics in the security protocols, including conditional guards, alternative composition, sequential composition, parallelism and communication, encapsulation and deadlock, recursion, abstraction.
3. Especially by abstraction, it is convenient and obvious to observe the relations between the inputs and outputs of a security protocol, including the relations without any attack, the relations under each known attack, and the relations under unknown attacks if the unknown attacks can be described.

This manuscript is organized as follows. In chapter 2 and 3, we briefly introduce truly concurrent process algebra APTC and data manipulation in APTC. We extend APTC to SAPTC to describe cryptographic properties in chapter 4. Then we introduce the cases of verifying security protocols, including key exchange related protocols in chapter 5, authentication protocols in chapter 6, key exchange and authentication mixed protocols in chapter 7, other protocols in chapter 8, digital cash protocols in chapter 9, and secure elections protocols in chapter 10.

2 Truly Concurrent Process Algebra

In this chapter, we introduce the preliminaries on truly concurrent process algebra [3], which is based on truly concurrent operational semantics.

APTC eliminates the differences of structures of transition system, event structure, etc, and discusses their behavioral equivalences. It considers that there are two kinds of causality relations: the chronological order modeled by the sequential composition and the causal order between different parallel branches modeled by the communication merge. It also considers that there exist two kinds of confliction relations: the structural confliction modeled by the alternative composition and the conflictions in different parallel branches which should be eliminated. Based on conservative extension, there are four modules in APTC: BATC (Basic Algebra for True Concurrency), APTC (Algebra for Parallelism in True Concurrency), recursion and abstraction.

2.1 Operational Semantics

The semantics of *ACP* is based on bisimulation/rooted branching bisimulation equivalences, and the modularity of *ACP* relies on the concept of conservative extension, for the conveniences, we introduce some concepts and conclusions on them.

Definition 2.1 (Bisimulation). *A bisimulation relation R is a binary relation on processes such that: (1) if pRq and $p \xrightarrow{a} p'$ then $q \xrightarrow{a} q'$ with $p'Rq'$; (2) if pRq and $q \xrightarrow{a} q'$ then $p \xrightarrow{a} p'$ with $p'Rq'$; (3) if pRq and pP , then qP ; (4) if pRq and qP , then pP . Two processes p and q are bisimilar, denoted by $p \sim_{HM} q$, if there is a bisimulation relation R such that pRq .*

Definition 2.2 (Congruence). *Let Σ be a signature. An equivalence relation R on $\mathcal{T}(\Sigma)$ is a congruence if for each $f \in \Sigma$, if $s_i R t_i$ for $i \in \{1, \dots, ar(f)\}$, then $f(s_1, \dots, s_{ar(f)}) R f(t_1, \dots, t_{ar(f)})$.*

Definition 2.3 (Branching bisimulation). *A branching bisimulation relation R is a binary relation on the collection of processes such that: (1) if pRq and $p \xrightarrow{a} p'$ then either $a \equiv \tau$ and $p'Rq$ or there is a sequence of (zero or more) τ -transitions $q \xrightarrow{\tau} \dots \xrightarrow{\tau} q_0$ such that pRq_0 and $q_0 \xrightarrow{a} q'$ with $p'Rq'$; (2) if pRq and $q \xrightarrow{a} q'$ then either $a \equiv \tau$ and pRq' or there is a sequence of (zero or more) τ -transitions $p \xrightarrow{\tau} \dots \xrightarrow{\tau} p_0$ such that p_0Rq and $p_0 \xrightarrow{a} p'$ with $p'Rq'$; (3) if pRq and pP , then there is a sequence of (zero or more) τ -transitions $q \xrightarrow{\tau} \dots \xrightarrow{\tau} q_0$ such that pRq_0 and q_0P ; (4) if pRq and qP , then there is a sequence of (zero or more) τ -transitions $p \xrightarrow{\tau} \dots \xrightarrow{\tau} p_0$ such that p_0Rq and p_0P . Two processes p and q are branching bisimilar, denoted by $p \approx_{bHM} q$, if there is a branching bisimulation relation R such that pRq .*

Definition 2.4 (Rooted branching bisimulation). *A rooted branching bisimulation relation R is a binary relation on processes such that: (1) if pRq and $p \xrightarrow{a} p'$ then $q \xrightarrow{a} q'$ with $p' \approx_{bHM} q'$; (2) if pRq and $q \xrightarrow{a} q'$ then $p \xrightarrow{a} p'$ with $p' \approx_{bHM} q'$; (3) if pRq and pP , then qP ; (4) if pRq and qP , then pP . Two processes p and q are rooted branching bisimilar, denoted by $p \approx_{rHM} q$, if there is a rooted branching bisimulation relation R such that pRq .*

Definition 2.5 (Conservative extension). *Let T_0 and T_1 be TSSs (transition system specifications) over signatures Σ_0 and Σ_1 , respectively. The TSS $T_0 \oplus T_1$ is a conservative extension of T_0 if the LTSs (labeled transition systems) generated by T_0 and $T_0 \oplus T_1$ contain exactly the same transitions $t \xrightarrow{a} t'$ and tP with $t \in \mathcal{T}(\Sigma_0)$.*

Definition 2.6 (Source-dependency). *The source-dependent variables in a transition rule of ρ are defined inductively as follows: (1) all variables in the source of ρ are source-dependent; (2) if $t \xrightarrow{a} t'$ is a premise of ρ and all variables in t are source-dependent, then all variables in t' are source-dependent. A transition rule is source-dependent if all its variables are. A TSS is source-dependent if all its rules are.*

Definition 2.7 (Freshness). *Let T_0 and T_1 be TSSs over signatures Σ_0 and Σ_1 , respectively. A term in $\mathbb{T}(T_0 \oplus T_1)$ is said to be fresh if it contains a function symbol from $\Sigma_1 \setminus \Sigma_0$. Similarly, a transition label or predicate symbol in T_1 is fresh if it does not occur in T_0 .*

Theorem 2.8 (Conservative extension). *Let T_0 and T_1 be TSSs over signatures Σ_0 and Σ_1 , respectively, where T_0 and $T_0 \oplus T_1$ are positive after reduction. Under the following conditions, $T_0 \oplus T_1$ is a conservative extension of T_0 . (1) T_0 is source-dependent. (2) For each $\rho \in T_1$, either the source of ρ is fresh, or ρ has a premise of the form $t \xrightarrow{a} t'$ or tP , where $t \in \mathbb{T}(\Sigma_0)$, all variables in t occur in the source of ρ and t' , a or P is fresh.*

2.2 Proof Techniques

In this subsection, we introduce the concepts and conclusions about elimination, which is very important in the proof of completeness theorem.

Definition 2.9 (Elimination property). *Let a process algebra with a defined set of basic terms as a subset of the set of closed terms over the process algebra. Then the process algebra has the elimination to basic terms property if for every closed term s of the algebra, there exists a basic term t of the algebra such that the algebra- $s = t$.*

Definition 2.10 (Strongly normalizing). *A term s_0 is called strongly normalizing if does not an infinite series of reductions beginning in s_0 .*

Definition 2.11. *We write $s >_{lpo} t$ if $s \rightarrow^+ t$ where \rightarrow^+ is the transitive closure of the reduction relation defined by the transition rules of an algebra.*

Theorem 2.12 (Strong normalization). *Let a term rewriting system (TRS) with finitely many rewriting rules and let $>$ be a well-founded ordering on the signature of the corresponding algebra. If $s >_{lpo} t$ for each rewriting rule $s \rightarrow t$ in the TRS, then the term rewriting system is strongly normalizing.*

2.3 Basic Algebra for True Concurrency

BATC has sequential composition \cdot and alternative composition $+$ to capture the chronological ordered causality and the structural confliction. The constants are ranged over A , the set of atomic actions. The algebraic laws on \cdot and $+$ are sound and complete modulo truly concurrent bisimulation equivalences (including pomset bisimulation, step bisimulation, hp-bisimulation and hhp-bisimulation).

Definition 2.13 (Prime event structure with silent event). *Let Λ be a fixed set of labels, ranged over a, b, c, \dots and τ . A (Λ -labelled) prime event structure with silent event τ is a tuple $\mathcal{E} = \langle \mathbb{E}, \leq, \sharp, \lambda \rangle$, where \mathbb{E} is a denumerable set of events, including the silent event τ . Let $\hat{\mathbb{E}} = \mathbb{E} \setminus \{\tau\}$, exactly excluding τ , it is obvious that $\hat{\tau}^* = \epsilon$, where ϵ is the empty event. Let $\lambda : \mathbb{E} \rightarrow \Lambda$ be a labelling function and let $\lambda(\tau) = \tau$. And \leq, \sharp are binary relations on \mathbb{E} , called causality and conflict respectively, such that:*

1. \leq is a partial order and $[e] = \{e' \in \mathbb{E} \mid e' \leq e\}$ is finite for all $e \in \mathbb{E}$. It is easy to see that $e \leq \tau^* \leq e' = e \leq \tau \leq \dots \leq \tau \leq e'$, then $e \leq e'$.
2. $\#$ is irreflexive, symmetric and hereditary with respect to \leq , that is, for all $e, e', e'' \in \mathbb{E}$, if $e \# e' \leq e''$, then $e \# e''$.

Then, the concepts of consistency and concurrency can be drawn from the above definition:

1. $e, e' \in \mathbb{E}$ are consistent, denoted as $e \sim e'$, if $\neg(e \# e')$. A subset $X \subseteq \mathbb{E}$ is called consistent, if $e \sim e'$ for all $e, e' \in X$.
2. $e, e' \in \mathbb{E}$ are concurrent, denoted as $e \parallel e'$, if $\neg(e \leq e')$, $\neg(e' \leq e)$, and $\neg(e \# e')$.

Definition 2.14 (Configuration). Let \mathcal{E} be a PES. A (finite) configuration in \mathcal{E} is a (finite) consistent subset of events $C \subseteq \mathcal{E}$, closed with respect to causality (i.e. $[C] = C$). The set of finite configurations of \mathcal{E} is denoted by $\mathcal{C}(\mathcal{E})$. We let $\hat{C} = C \setminus \{\tau\}$.

A consistent subset of $X \subseteq \mathbb{E}$ of events can be seen as a pomset. Given $X, Y \subseteq \mathbb{E}$, $\hat{X} \sim \hat{Y}$ if \hat{X} and \hat{Y} are isomorphic as pomsets. In the following of the paper, we say $C_1 \sim C_2$, we mean $\hat{C}_1 \sim \hat{C}_2$.

Definition 2.15 (Pomset transitions and step). Let \mathcal{E} be a PES and let $C \in \mathcal{C}(\mathcal{E})$, and $\emptyset \neq X \subseteq \mathbb{E}$, if $C \cap X = \emptyset$ and $C' = C \cup X \in \mathcal{C}(\mathcal{E})$, then $C \xrightarrow{X} C'$ is called a pomset transition from C to C' . When the events in X are pairwise concurrent, we say that $C \xrightarrow{X} C'$ is a step.

Definition 2.16 (Pomset, step bisimulation). Let $\mathcal{E}_1, \mathcal{E}_2$ be PESs. A pomset bisimulation is a relation $R \subseteq \mathcal{C}(\mathcal{E}_1) \times \mathcal{C}(\mathcal{E}_2)$, such that if $(C_1, C_2) \in R$, and $C_1 \xrightarrow{X_1} C'_1$ then $C_2 \xrightarrow{X_2} C'_2$, with $X_1 \subseteq \mathbb{E}_1, X_2 \subseteq \mathbb{E}_2, X_1 \sim X_2$ and $(C'_1, C'_2) \in R$, and vice-versa. We say that $\mathcal{E}_1, \mathcal{E}_2$ are pomset bisimilar, written $\mathcal{E}_1 \sim_p \mathcal{E}_2$, if there exists a pomset bisimulation R , such that $(\emptyset, \emptyset) \in R$. By replacing pomset transitions with steps, we can get the definition of step bisimulation. When PESs \mathcal{E}_1 and \mathcal{E}_2 are step bisimilar, we write $\mathcal{E}_1 \sim_s \mathcal{E}_2$.

Definition 2.17 (Posetal product). Given two PESs $\mathcal{E}_1, \mathcal{E}_2$, the posetal product of their configurations, denoted $\mathcal{C}(\mathcal{E}_1) \bar{\times} \mathcal{C}(\mathcal{E}_2)$, is defined as

$$\{(C_1, f, C_2) \mid C_1 \in \mathcal{C}(\mathcal{E}_1), C_2 \in \mathcal{C}(\mathcal{E}_2), f : C_1 \rightarrow C_2 \text{ isomorphism}\}.$$

A subset $R \subseteq \mathcal{C}(\mathcal{E}_1) \bar{\times} \mathcal{C}(\mathcal{E}_2)$ is called a posetal relation. We say that R is downward closed when for any $(C_1, f, C_2), (C'_1, f', C'_2) \in \mathcal{C}(\mathcal{E}_1) \bar{\times} \mathcal{C}(\mathcal{E}_2)$, if $(C_1, f, C_2) \subseteq (C'_1, f', C'_2)$ pointwise and $(C'_1, f', C'_2) \in R$, then $(C_1, f, C_2) \in R$.

For $f : X_1 \rightarrow X_2$, we define $f[x_1 \mapsto x_2] : X_1 \cup \{x_1\} \rightarrow X_2 \cup \{x_2\}, z \in X_1 \cup \{x_1\}, (1) f[x_1 \mapsto x_2](z) = x_2, \text{ if } z = x_1; (2) f[x_1 \mapsto x_2](z) = f(z), \text{ otherwise. Where } X_1 \subseteq \mathbb{E}_1, X_2 \subseteq \mathbb{E}_2, x_1 \in \mathbb{E}_1, x_2 \in \mathbb{E}_2.$

Definition 2.18 ((Hereditary) history-preserving bisimulation). A history-preserving (hp-) bisimulation is a posetal relation $R \subseteq \mathcal{C}(\mathcal{E}_1) \bar{\times} \mathcal{C}(\mathcal{E}_2)$ such that if $(C_1, f, C_2) \in R$, and $C_1 \xrightarrow{e_1} C'_1$, then $C_2 \xrightarrow{e_2} C'_2$, with $(C'_1, f[e_1 \mapsto e_2], C'_2) \in R$, and vice-versa. $\mathcal{E}_1, \mathcal{E}_2$ are history-preserving (hp-) bisimilar and are written $\mathcal{E}_1 \sim_{hp} \mathcal{E}_2$ if there exists a hp-bisimulation R such that $(\emptyset, \emptyset, \emptyset) \in R$.

A hereditary history-preserving (hhp-) bisimulation is a downward closed hp-bisimulation. $\mathcal{E}_1, \mathcal{E}_2$ are hereditary history-preserving (hhp-) bisimilar and are written $\mathcal{E}_1 \sim_{hhp} \mathcal{E}_2$.

No.	Axiom
A1	$x + y = y + x$
A2	$(x + y) + z = x + (y + z)$
A3	$x + x = x$
A4	$(x + y) \cdot z = x \cdot z + y \cdot z$
A5	$(x \cdot y) \cdot z = x \cdot (y \cdot z)$

Table 1: Axioms of BATC

$$\begin{array}{c}
\overline{e \xrightarrow{e} \surd} \\
\frac{x \xrightarrow{e} \surd}{x + y \xrightarrow{e} \surd} \quad \frac{x \xrightarrow{e} x'}{x + y \xrightarrow{e} x'} \quad \frac{y \xrightarrow{e} \surd}{x + y \xrightarrow{e} \surd} \quad \frac{y \xrightarrow{e} y'}{x + y \xrightarrow{e} y'} \\
\frac{x \xrightarrow{e} \surd}{x \cdot y \xrightarrow{e} y} \quad \frac{x \xrightarrow{e} x'}{x \cdot y \xrightarrow{e} x' \cdot y}
\end{array}$$

Table 2: Transition rules of BATC

In the following, let $e_1, e_2, e'_1, e'_2 \in \mathbb{E}$, and let variables x, y, z range over the set of terms for true concurrency, p, q, s range over the set of closed terms. The set of axioms of BATC consists of the laws given in Table 1.

We give the operational transition rules of operators \cdot and $+$ as Table 2 shows. And the predicate $\xrightarrow{e} \surd$ represents successful termination after execution of the event e .

Theorem 2.19 (Soundness of BATC modulo truly concurrent bisimulation equivalences). *The axiomatization of BATC is sound modulo truly concurrent bisimulation equivalences $\sim_p, \sim_s, \sim_{hp}$ and \sim_{hhp} . That is,*

1. let x and y be BATC terms. If $BATC \vdash x = y$, then $x \sim_p y$;
2. let x and y be BATC terms. If $BATC \vdash x = y$, then $x \sim_s y$;
3. let x and y be BATC terms. If $BATC \vdash x = y$, then $x \sim_{hp} y$;
4. let x and y be BATC terms. If $BATC \vdash x = y$, then $x \sim_{hhp} y$.

Theorem 2.20 (Completeness of BATC modulo truly concurrent bisimulation equivalences). *The axiomatization of BATC is complete modulo truly concurrent bisimulation equivalences $\sim_p, \sim_s, \sim_{hp}$ and \sim_{hhp} . That is,*

1. let p and q be closed BATC terms, if $p \sim_p q$ then $p = q$;

2. let p and q be closed BATC terms, if $p \sim_s q$ then $p = q$;
3. let p and q be closed BATC terms, if $p \sim_{hp} q$ then $p = q$;
4. let p and q be closed BATC terms, if $p \sim_{hhp} q$ then $p = q$.

2.4 Algebra for Parallelism in True Concurrency

APTC uses the whole parallel operator \wp , the auxiliary binary parallel \parallel to model parallelism, and the communication merge $|$ to model communications among different parallel branches, and also the unary conflict elimination operator Θ and the binary unless operator \triangleleft to eliminate conflictions among different parallel branches. Since a communication may be blocked, a new constant called deadlock δ is extended to \mathcal{A} , and also a new unary encapsulation operator ∂_H is introduced to eliminate δ , which may exist in the processes. The algebraic laws on these operators are also sound and complete modulo truly concurrent bisimulation equivalences (including pomset bisimulation, step bisimulation, hp-bisimulation, but not hhp-bisimulation). Note that, the parallel operator \parallel in a process cannot be eliminated by deductions on the process using axioms of APTC, but other operators can eventually be steadied by \cdot , $+$ and \parallel , this is also why truly concurrent bisimulations are called an *truly concurrent* semantics.

We design the axioms of APTC in Table 3, including algebraic laws of parallel operator \parallel , communication operator $|$, conflict elimination operator Θ and unless operator \triangleleft , encapsulation operator ∂_H , the deadlock constant δ , and also the whole parallel operator \wp .

we give the transition rules of APTC in Table 4, it is suitable for all truly concurrent behavioral equivalence, including pomset bisimulation, step bisimulation, hp-bisimulation and hhp-bisimulation.

Theorem 2.21 (Soundness of APTC modulo truly concurrent bisimulation equivalences). *The axiomatization of APTC is sound modulo truly concurrent bisimulation equivalences \sim_p , \sim_s , and \sim_{hp} . That is,*

1. let x and y be APTC terms. If $APTC \vdash x = y$, then $x \sim_p y$;
2. let x and y be APTC terms. If $APTC \vdash x = y$, then $x \sim_s y$;
3. let x and y be APTC terms. If $APTC \vdash x = y$, then $x \sim_{hp} y$.

Theorem 2.22 (Completeness of APTC modulo truly concurrent bisimulation equivalences). *The axiomatization of APTC is complete modulo truly concurrent bisimulation equivalences \sim_p , \sim_s , and \sim_{hp} . That is,*

1. let p and q be closed APTC terms, if $p \sim_p q$ then $p = q$;
2. let p and q be closed APTC terms, if $p \sim_s q$ then $p = q$;
3. let p and q be closed APTC terms, if $p \sim_{hp} q$ then $p = q$.

No.	Axiom
A6	$x + \delta = x$
A7	$\delta \cdot x = \delta$
P1	$x \bowtie y = x \parallel y + x \mid y$
P2	$x \parallel y = y \parallel x$
P3	$(x \parallel y) \parallel z = x \parallel (y \parallel z)$
P4	$e_1 \parallel (e_2 \cdot y) = (e_1 \parallel e_2) \cdot y$
P5	$(e_1 \cdot x) \parallel e_2 = (e_1 \parallel e_2) \cdot x$
P6	$(e_1 \cdot x) \parallel (e_2 \cdot y) = (e_1 \parallel e_2) \cdot (x \bowtie y)$
P7	$(x + y) \parallel z = (x \parallel z) + (y \parallel z)$
P8	$x \parallel (y + z) = (x \parallel y) + (x \parallel z)$
P9	$\delta \parallel x = \delta$
P10	$x \parallel \delta = \delta$
C11	$e_1 \mid e_2 = \gamma(e_1, e_2)$
C12	$e_1 \mid (e_2 \cdot y) = \gamma(e_1, e_2) \cdot y$
C13	$(e_1 \cdot x) \mid e_2 = \gamma(e_1, e_2) \cdot x$
C14	$(e_1 \cdot x) \mid (e_2 \cdot y) = \gamma(e_1, e_2) \cdot (x \bowtie y)$
C15	$(x + y) \mid z = (x \mid z) + (y \mid z)$
C16	$x \mid (y + z) = (x \mid y) + (x \mid z)$
C17	$\delta \mid x = \delta$
C18	$x \mid \delta = \delta$
CE19	$\Theta(e) = e$
CE20	$\Theta(\delta) = \delta$
CE21	$\Theta(x + y) = \Theta(x) \triangleleft y + \Theta(y) \triangleleft x$
CE22	$\Theta(x \cdot y) = \Theta(x) \cdot \Theta(y)$
CE23	$\Theta(x \parallel y) = ((\Theta(x) \triangleleft y) \parallel y) + ((\Theta(y) \triangleleft x) \parallel x)$
CE24	$\Theta(x \mid y) = ((\Theta(x) \triangleleft y) \mid y) + ((\Theta(y) \triangleleft x) \mid x)$
U25	$(\#(e_1, e_2)) \quad e_1 \triangleleft e_2 = \tau$
U26	$(\#(e_1, e_2), e_2 \leq e_3) \quad e_1 \triangleleft e_3 = e_1$
U27	$(\#(e_1, e_2), e_2 \leq e_3) \quad e_3 \triangleleft e_1 = \tau$
U28	$e \triangleleft \delta = e$
U29	$\delta \triangleleft e = \delta$
U30	$(x + y) \triangleleft z = (x \triangleleft z) + (y \triangleleft z)$
U31	$(x \cdot y) \triangleleft z = (x \triangleleft z) \cdot (y \triangleleft z)$
U32	$(x \parallel y) \triangleleft z = (x \triangleleft z) \parallel (y \triangleleft z)$
U33	$(x \mid y) \triangleleft z = (x \triangleleft z) \mid (y \triangleleft z)$
U34	$x \triangleleft (y + z) = (x \triangleleft y) \triangleleft z$
U35	$x \triangleleft (y \cdot z) = (x \triangleleft y) \triangleleft z$
U36	$x \triangleleft (y \parallel z) = (x \triangleleft y) \triangleleft z$
U37	$x \triangleleft (y \mid z) = (x \triangleleft y) \triangleleft z$
D1	$e \notin H \quad \partial_H(e) = e$
D2	$e \in H \quad \partial_H(e) = \delta$
D3	$\partial_H(\delta) = \delta$
D4	$\partial_H(x + y) = \partial_H(x) + \partial_H(y)$
D5	$\partial_H(x \cdot y) = \partial_H(x) \cdot \partial_H(y)$
D6	$\partial_H(x \parallel y) = \partial_H(x) \parallel \partial_H(y)$

Table 3: Axioms of APTC

$\frac{x \xrightarrow{e_1} \sqrt{\quad} \quad y \xrightarrow{e_2} \sqrt{\quad}}{x \parallel y \xrightarrow{\{e_1, e_2\}} \sqrt{\quad}}$	$\frac{x \xrightarrow{e_1} x' \quad y \xrightarrow{e_2} \sqrt{\quad}}{x \parallel y \xrightarrow{\{e_1, e_2\}} x'}$
$\frac{x \xrightarrow{e_1} \sqrt{\quad} \quad y \xrightarrow{e_2} y'}{x \parallel y \xrightarrow{\{e_1, e_2\}} y'}$	$\frac{x \xrightarrow{e_1} x' \quad y \xrightarrow{e_2} y'}{x \parallel y \xrightarrow{\{e_1, e_2\}} x' \wp y'}$
$\frac{x \xrightarrow{e_1} \sqrt{\quad} \quad y \xrightarrow{e_2} \sqrt{\quad}}{x \mid y \xrightarrow{\gamma(e_1, e_2)} \sqrt{\quad}}$	$\frac{x \xrightarrow{e_1} x' \quad y \xrightarrow{e_2} \sqrt{\quad}}{x \mid y \xrightarrow{\gamma(e_1, e_2)} x'}$
$\frac{x \xrightarrow{e_1} \sqrt{\quad} \quad y \xrightarrow{e_2} y'}{x \mid y \xrightarrow{\gamma(e_1, e_2)} y'}$	$\frac{x \xrightarrow{e_1} x' \quad y \xrightarrow{e_2} y'}{x \mid y \xrightarrow{\gamma(e_1, e_2)} x' \wp y'}$
$\frac{x \xrightarrow{e_1} \sqrt{\quad} \quad (\#(e_1, e_2))}{\Theta(x) \xrightarrow{e_1} \sqrt{\quad}}$	$\frac{x \xrightarrow{e_2} \sqrt{\quad} \quad (\#(e_1, e_2))}{\Theta(x) \xrightarrow{e_2} \sqrt{\quad}}$
$\frac{x \xrightarrow{e_1} x' \quad (\#(e_1, e_2))}{\Theta(x) \xrightarrow{e_1} \Theta(x')}$	$\frac{x \xrightarrow{e_2} x' \quad (\#(e_1, e_2))}{\Theta(x) \xrightarrow{e_2} \Theta(x')}$
$\frac{x \xrightarrow{e_1} \sqrt{\quad} \quad y \wp^{e_2} \quad (\#(e_1, e_2))}{x \triangleleft y \xrightarrow{\tau} \sqrt{\quad}}$	$\frac{x \xrightarrow{e_1} x' \quad y \wp^{e_2} \quad (\#(e_1, e_2))}{x \triangleleft y \xrightarrow{\tau} x'}$
$\frac{x \xrightarrow{e_1} \sqrt{\quad} \quad y \wp^{e_3} \quad (\#(e_1, e_2), e_2 \leq e_3)}{x \triangleleft y \xrightarrow{e_1} \sqrt{\quad}}$	$\frac{x \xrightarrow{e_1} x' \quad y \wp^{e_3} \quad (\#(e_1, e_2), e_2 \leq e_3)}{x \triangleleft y \xrightarrow{e_1} x'}$
$\frac{x \xrightarrow{e_3} \sqrt{\quad} \quad y \wp^{e_2} \quad (\#(e_1, e_2), e_1 \leq e_3)}{x \triangleleft y \xrightarrow{\tau} \sqrt{\quad}}$	$\frac{x \xrightarrow{e_3} x' \quad y \wp^{e_2} \quad (\#(e_1, e_2), e_1 \leq e_3)}{x \triangleleft y \xrightarrow{\tau} x'}$
$\frac{x \xrightarrow{e} \sqrt{\quad}}{\partial_H(x) \xrightarrow{e} \sqrt{\quad}} \quad (e \notin H)$	$\frac{x \xrightarrow{e} x'}{\partial_H(x) \xrightarrow{e} \partial_H(x')} \quad (e \notin H)$

Table 4: Transition rules of APTC

$$\frac{t_i(\langle X_1|E \rangle, \dots, \langle X_n|E \rangle) \xrightarrow{\{e_1, \dots, e_k\}} \surd}{\langle X_i|E \rangle \xrightarrow{\{e_1, \dots, e_k\}} \surd}$$

$$\frac{t_i(\langle X_1|E \rangle, \dots, \langle X_n|E \rangle) \xrightarrow{\{e_1, \dots, e_k\}} y}{\langle X_i|E \rangle \xrightarrow{\{e_1, \dots, e_k\}} y}$$

Table 5: Transition rules of guarded recursion

No.	Axiom
<i>RDP</i>	$\langle X_i E \rangle = t_i(\langle X_1 E \rangle, \dots, \langle X_n E \rangle) \quad (i \in \{1, \dots, n\})$
<i>RSP</i>	if $y_i = t_i(y_1, \dots, y_n)$ for $i \in \{1, \dots, n\}$, then $y_i = \langle X_i E \rangle \quad (i \in \{1, \dots, n\})$

Table 6: Recursive definition and specification principle

2.5 Recursion

To model infinite computation, recursion is introduced into APTC. In order to obtain a sound and complete theory, guarded recursion and linear recursion are needed. The corresponding axioms are RSP (Recursive Specification Principle) and RDP (Recursive Definition Principle), RDP says the solutions of a recursive specification can represent the behaviors of the specification, while RSP says that a guarded recursive specification has only one solution, they are sound with respect to APTC with guarded recursion modulo several truly concurrent bisimulation equivalences (including pomset bisimulation, step bisimulation and hp-bisimulation), and they are complete with respect to APTC with linear recursion modulo several truly concurrent bisimulation equivalences (including pomset bisimulation, step bisimulation and hp-bisimulation). In the following, E, F, G are recursion specifications, X, Y, Z are recursive variables.

For a guarded recursive specifications E with the form

$$X_1 = t_1(X_1, \dots, X_n)$$

$$\dots$$

$$X_n = t_n(X_1, \dots, X_n)$$

the behavior of the solution $\langle X_i|E \rangle$ for the recursion variable X_i in E , where $i \in \{1, \dots, n\}$, is exactly the behavior of their right-hand sides $t_i(X_1, \dots, X_n)$, which is captured by the two transition rules in Table 5.

The *RDP* (Recursive Definition Principle) and the *RSP* (Recursive Specification Principle) are shown in Table 6.

Theorem 2.23 (Soundness of APTC with guarded recursion). *Let x and y be APTC with guarded recursion terms. If APTC with guarded recursion $\vdash x = y$, then*

1. $x \sim_s y$;
2. $x \sim_p y$;
3. $x \sim_{hp} y$.

Theorem 2.24 (Completeness of APTC with linear recursion). *Let p and q be closed APTC with linear recursion terms, then,*

1. *if $p \sim_s q$ then $p = q$;*
2. *if $p \sim_p q$ then $p = q$;*
3. *if $p \sim_{hp} q$ then $p = q$.*

2.6 Abstraction

To abstract away internal implementations from the external behaviors, a new constant τ called silent step is added to A , and also a new unary abstraction operator τ_I is used to rename actions in I into τ (the resulted APTC with silent step and abstraction operator is called APTC_τ). The recursive specification is adapted to guarded linear recursion to prevent infinite τ -loops specifically. The axioms of τ and τ_I are sound modulo rooted branching truly concurrent bisimulation equivalences (several kinds of weakly truly concurrent bisimulation equivalences, including rooted branching pomset bisimulation, rooted branching step bisimulation and rooted branching hp-bisimulation). To eliminate infinite τ -loops caused by τ_I and obtain the completeness, CFAR (Cluster Fair Abstraction Rule) is used to prevent infinite τ -loops in a constructible way.

Definition 2.25 (Weak pomset transitions and weak step). *Let \mathcal{E} be a PES and let $C \in \mathcal{C}(\mathcal{E})$, and $\emptyset \neq X \subseteq \hat{\mathbb{E}}$, if $C \cap X = \emptyset$ and $\hat{C}' = \hat{C} \cup X \in \mathcal{C}(\mathcal{E})$, then $C \xrightarrow{X} C'$ is called a weak pomset transition from C to C' , where we define $\xrightarrow{e} \stackrel{\tau^*}{\rightarrow} \xrightarrow{e} \xrightarrow{\tau^*}$. And $\xrightarrow{X} \stackrel{\tau^*}{\rightarrow} \xrightarrow{e} \xrightarrow{\tau^*}$, for every $e \in X$. When the events in X are pairwise concurrent, we say that $C \xrightarrow{X} C'$ is a weak step.*

Definition 2.26 (Branching pomset, step bisimulation). *Assume a special termination predicate \downarrow , and let \checkmark represent a state with $\checkmark \downarrow$. Let $\mathcal{E}_1, \mathcal{E}_2$ be PESs. A branching pomset bisimulation is a relation $R \subseteq \mathcal{C}(\mathcal{E}_1) \times \mathcal{C}(\mathcal{E}_2)$, such that:*

1. *if $(C_1, C_2) \in R$, and $C_1 \xrightarrow{X} C'_1$ then*
 - *either $X \equiv \tau^*$, and $(C'_1, C_2) \in R$;*
 - *or there is a sequence of (zero or more) τ -transitions $C_2 \xrightarrow{\tau^*} C_2^0$, such that $(C_1, C_2^0) \in R$ and $C_2^0 \xrightarrow{X} C'_2$ with $(C'_1, C'_2) \in R$;*
2. *if $(C_1, C_2) \in R$, and $C_2 \xrightarrow{X} C'_2$ then*
 - *either $X \equiv \tau^*$, and $(C_1, C'_2) \in R$;*
 - *or there is a sequence of (zero or more) τ -transitions $C_1 \xrightarrow{\tau^*} C_1^0$, such that $(C_1^0, C_2) \in R$ and $C_1^0 \xrightarrow{X} C'_1$ with $(C'_1, C'_2) \in R$;*

3. if $(C_1, C_2) \in R$ and $C_1 \downarrow$, then there is a sequence of (zero or more) τ -transitions $C_2 \xrightarrow{\tau^*} C_2^0$ such that $(C_1, C_2^0) \in R$ and $C_2^0 \downarrow$;
4. if $(C_1, C_2) \in R$ and $C_2 \downarrow$, then there is a sequence of (zero or more) τ -transitions $C_1 \xrightarrow{\tau^*} C_1^0$ such that $(C_1^0, C_2) \in R$ and $C_1^0 \downarrow$.

We say that $\mathcal{E}_1, \mathcal{E}_2$ are branching pomset bisimilar, written $\mathcal{E}_1 \approx_{bp} \mathcal{E}_2$, if there exists a branching pomset bisimulation R , such that $(\emptyset, \emptyset) \in R$.

By replacing pomset transitions with steps, we can get the definition of branching step bisimulation. When PESs \mathcal{E}_1 and \mathcal{E}_2 are branching step bisimilar, we write $\mathcal{E}_1 \approx_{bs} \mathcal{E}_2$.

Definition 2.27 (Rooted branching pomset, step bisimulation). Assume a special termination predicate \downarrow , and let \surd represent a state with $\surd \downarrow$. Let $\mathcal{E}_1, \mathcal{E}_2$ be PESs. A branching pomset bisimulation is a relation $R \subseteq \mathcal{C}(\mathcal{E}_1) \times \mathcal{C}(\mathcal{E}_2)$, such that:

1. if $(C_1, C_2) \in R$, and $C_1 \xrightarrow{X} C'_1$ then $C_2 \xrightarrow{X} C'_2$ with $C'_1 \approx_{bp} C'_2$;
2. if $(C_1, C_2) \in R$, and $C_2 \xrightarrow{X} C'_2$ then $C_1 \xrightarrow{X} C'_1$ with $C'_1 \approx_{bp} C'_2$;
3. if $(C_1, C_2) \in R$ and $C_1 \downarrow$, then $C_2 \downarrow$;
4. if $(C_1, C_2) \in R$ and $C_2 \downarrow$, then $C_1 \downarrow$.

We say that $\mathcal{E}_1, \mathcal{E}_2$ are rooted branching pomset bisimilar, written $\mathcal{E}_1 \approx_{rbp} \mathcal{E}_2$, if there exists a rooted branching pomset bisimulation R , such that $(\emptyset, \emptyset) \in R$.

By replacing pomset transitions with steps, we can get the definition of rooted branching step bisimulation. When PESs \mathcal{E}_1 and \mathcal{E}_2 are rooted branching step bisimilar, we write $\mathcal{E}_1 \approx_{rbs} \mathcal{E}_2$.

Definition 2.28 (Branching (hereditary) history-preserving bisimulation). Assume a special termination predicate \downarrow , and let \surd represent a state with $\surd \downarrow$. A branching history-preserving (hp-) bisimulation is a weakly posetal relation $R \subseteq \mathcal{C}(\mathcal{E}_1) \overline{\times} \mathcal{C}(\mathcal{E}_2)$ such that:

1. if $(C_1, f, C_2) \in R$, and $C_1 \xrightarrow{e_1} C'_1$ then
 - either $e_1 \equiv \tau$, and $(C'_1, f[e_1 \mapsto \tau], C_2) \in R$;
 - or there is a sequence of (zero or more) τ -transitions $C_2 \xrightarrow{\tau^*} C_2^0$, such that $(C_1, f, C_2^0) \in R$ and $C_2^0 \xrightarrow{e_2} C'_2$ with $(C'_1, f[e_1 \mapsto e_2], C'_2) \in R$;
2. if $(C_1, f, C_2) \in R$, and $C_2 \xrightarrow{e_2} C'_2$ then
 - either $X \equiv \tau$, and $(C_1, f[e_2 \mapsto \tau], C'_2) \in R$;
 - or there is a sequence of (zero or more) τ -transitions $C_1 \xrightarrow{\tau^*} C_1^0$, such that $(C_1^0, f, C_2) \in R$ and $C_1^0 \xrightarrow{e_1} C'_1$ with $(C'_1, f[e_2 \mapsto e_1], C'_2) \in R$;
3. if $(C_1, f, C_2) \in R$ and $C_1 \downarrow$, then there is a sequence of (zero or more) τ -transitions $C_2 \xrightarrow{\tau^*} C_2^0$ such that $(C_1, f, C_2^0) \in R$ and $C_2^0 \downarrow$;

No.	Axiom
B1	$e \cdot \tau = e$
B2	$e \cdot (\tau \cdot (x + y) + x) = e \cdot (x + y)$
B3	$x \parallel \tau = x$
TI1	$e \notin I \quad \tau_I(e) = e$
TI2	$e \in I \quad \tau_I(e) = \tau$
TI3	$\tau_I(\delta) = \delta$
TI4	$\tau_I(x + y) = \tau_I(x) + \tau_I(y)$
TI5	$\tau_I(x \cdot y) = \tau_I(x) \cdot \tau_I(y)$
TI6	$\tau_I(x \parallel y) = \tau_I(x) \parallel \tau_I(y)$
CFAR	If X is in a cluster for I with exits $\{(a_{11} \parallel \dots \parallel a_{1i})Y_1, \dots, (a_{m1} \parallel \dots \parallel a_{mi})Y_m, b_{11} \parallel \dots \parallel b_{1j}, \dots, b_{n1} \parallel \dots \parallel b_{nj}\}$, then $\tau \cdot \tau_I(\langle X E \rangle) =$ $\tau \cdot \tau_I(\langle a_{11} \parallel \dots \parallel a_{1i} \rangle \langle Y_1 E \rangle) + \dots + (a_{m1} \parallel \dots \parallel a_{mi}) \langle Y_m E \rangle + b_{11} \parallel \dots \parallel b_{1j} + \dots + b_{n1} \parallel \dots \parallel b_{nj}$

Table 7: Axioms of APTC_τ

4. if $(C_1, f, C_2) \in R$ and $C_2 \downarrow$, then there is a sequence of (zero or more) τ -transitions $C_1 \xrightarrow{\tau^*} C_1^0$ such that $(C_1^0, f, C_2) \in R$ and $C_1^0 \downarrow$.

$\mathcal{E}_1, \mathcal{E}_2$ are branching history-preserving (hp-)bisimilar and are written $\mathcal{E}_1 \approx_{\text{bhp}} \mathcal{E}_2$ if there exists a branching hp-bisimulation R such that $(\emptyset, \emptyset, \emptyset) \in R$.

A branching hereditary history-preserving (hhp-)bisimulation is a downward closed branching hhp-bisimulation. $\mathcal{E}_1, \mathcal{E}_2$ are branching hereditary history-preserving (hhp-)bisimilar and are written $\mathcal{E}_1 \approx_{\text{bhhp}} \mathcal{E}_2$.

Definition 2.29 (Rooted branching (hereditary) history-preserving bisimulation). Assume a special termination predicate \downarrow , and let \surd represent a state with $\surd \downarrow$. A rooted branching history-preserving (hp-) bisimulation is a weakly posetal relation $R \subseteq \mathcal{C}(\mathcal{E}_1) \overline{\times} \mathcal{C}(\mathcal{E}_2)$ such that:

1. if $(C_1, f, C_2) \in R$, and $C_1 \xrightarrow{e_1} C'_1$, then $C_2 \xrightarrow{e_2} C'_2$ with $C'_1 \approx_{\text{bhp}} C'_2$;
2. if $(C_1, f, C_2) \in R$, and $C_2 \xrightarrow{e_2} C'_2$, then $C_1 \xrightarrow{e_1} C'_1$ with $C'_1 \approx_{\text{bhp}} C'_2$;
3. if $(C_1, f, C_2) \in R$ and $C_1 \downarrow$, then $C_2 \downarrow$;
4. if $(C_1, f, C_2) \in R$ and $C_2 \downarrow$, then $C_1 \downarrow$.

$\mathcal{E}_1, \mathcal{E}_2$ are rooted branching history-preserving (hp-)bisimilar and are written $\mathcal{E}_1 \approx_{\text{rbhp}} \mathcal{E}_2$ if there exists rooted a branching hp-bisimulation R such that $(\emptyset, \emptyset, \emptyset) \in R$.

A rooted branching hereditary history-preserving (hhp-)bisimulation is a downward closed rooted branching hhp-bisimulation. $\mathcal{E}_1, \mathcal{E}_2$ are rooted branching hereditary history-preserving (hhp-)bisimilar and are written $\mathcal{E}_1 \approx_{\text{rbhhp}} \mathcal{E}_2$.

The axioms and transition rules of APTC_τ are shown in Table 7 and Table 8.

$$\begin{array}{c}
\overline{\tau \xrightarrow{\tau} \surd} \\
\frac{x \xrightarrow{e} \surd}{\tau_I(x) \xrightarrow{e} \surd} \quad e \notin I \qquad \frac{x \xrightarrow{e} x'}{\tau_I(x) \xrightarrow{e} \tau_I(x')} \quad e \notin I \\
\frac{x \xrightarrow{e} \surd}{\tau_I(x) \xrightarrow{\tau} \surd} \quad e \in I \qquad \frac{x \xrightarrow{e} x'}{\tau_I(x) \xrightarrow{\tau} \tau_I(x')} \quad e \in I
\end{array}$$

Table 8: Transition rule of APTC_τ

$$\overline{\textcircled{S} \rightarrow \surd}$$

Table 9: Transition rule of the shadow constant

Theorem 2.30 (Soundness of APTC_τ with guarded linear recursion). *Let x and y be APTC_τ with guarded linear recursion terms. If APTC_τ with guarded linear recursion $\vdash x = y$, then*

1. $x \approx_{rbs} y$;
2. $x \approx_{rbp} y$;
3. $x \approx_{rbhp} y$.

Theorem 2.31 (Soundness of CFAR). *CFAR is sound modulo rooted branching truly concurrent bisimulation equivalences \approx_{rbs} , \approx_{rbp} and \approx_{rbhp} .*

Theorem 2.32 (Completeness of APTC_τ with guarded linear recursion and CFAR). *Let p and q be closed APTC_τ with guarded linear recursion and CFAR terms, then,*

1. if $p \approx_{rbs} q$ then $p = q$;
2. if $p \approx_{rbp} q$ then $p = q$;
3. if $p \approx_{rbhp} q$ then $p = q$.

2.7 Placeholder

We introduce a constant called shadow constant \textcircled{S} to act for the placeholder that we ever used to deal entanglement in quantum process algebra. The transition rule of the shadow constant \textcircled{S} is shown in Table 9. The rule say that \textcircled{S} can terminate successfully without executing any action.

We need to adjust the definition of guarded linear recursive specification to the following one.

No.	Axiom
SC1	$\textcircled{S} \cdot x = x$
SC2	$x \cdot \textcircled{S} = x$
SC3	$\textcircled{S}^e \parallel e = e$
SC4	$e \parallel (\textcircled{S}^e \cdot y) = e \cdot y$
SC5	$\textcircled{S}^e \parallel (e \cdot y) = e \cdot y$
SC6	$(e \cdot x) \parallel \textcircled{S}^e = e \cdot x$
SC7	$(\textcircled{S}^e \cdot x) \parallel e = e \cdot x$
SC8	$(e \cdot x) \parallel (\textcircled{S}^e \cdot y) = e \cdot (x \text{ \textcircled{S} } y)$
SC9	$(\textcircled{S}^e \cdot x) \parallel (e \cdot y) = e \cdot (x \text{ \textcircled{S} } y)$

Table 10: Axioms of shadow constant

Definition 2.33 (Guarded linear recursive specification). *A linear recursive specification E is guarded if there does not exist an infinite sequence of τ -transitions $\langle X|E \rangle \xrightarrow{\tau} \langle X'|E \rangle \xrightarrow{\tau} \langle X''|E \rangle \xrightarrow{\tau} \dots$, and there does not exist an infinite sequence of \textcircled{S} -transitions $\langle X|E \rangle \rightarrow \langle X'|E \rangle \rightarrow \langle X''|E \rangle \rightarrow \dots$.*

Theorem 2.34 (Conservativity of $APTC$ with respect to the shadow constant). *$APTC_\tau$ with guarded linear recursion and shadow constant is a conservative extension of $APTC_\tau$ with guarded linear recursion.*

We design the axioms for the shadow constant \textcircled{S} in Table 10. And for \textcircled{S}_i^e , we add superscript e to denote \textcircled{S} is belonging to e and subscript i to denote that it is the i -th shadow of e . And we extend the set \mathbb{E} to the set $\mathbb{E} \cup \{\tau\} \cup \{\delta\} \cup \{\textcircled{S}_i^e\}$.

The mismatch of action and its shadows in parallelism will cause deadlock, that is, $e \parallel \textcircled{S}^{e'} = \delta$ with $e \neq e'$. We must make all shadows \textcircled{S}_i^e are distinct, to ensure f in hp-bisimulation is an isomorphism.

Theorem 2.35 (Soundness of the shadow constant). *Let x and y be $APTC_\tau$ with guarded linear recursion and the shadow constant terms. If $APTC_\tau$ with guarded linear recursion and the shadow constant $\vdash x = y$, then*

1. $x \approx_{rbs} y$;
2. $x \approx_{rbp} y$;
3. $x \approx_{rbhp} y$.

Theorem 2.36 (Completeness of the shadow constant). *Let p and q be closed $APTC_\tau$ with guarded linear recursion and CFAR and the shadow constant terms, then,*

1. if $p \approx_{rbs} q$ then $p = q$;
2. if $p \approx_{rbp} q$ then $p = q$;
3. if $p \approx_{rbhp} q$ then $p = q$.

With the shadow constant, we have

$$\begin{aligned}\partial_H((a \cdot r_b) \bowtie w_b) &= \partial_H((a \cdot r_b) \bowtie (\mathbb{S}_1^a \cdot w_b)) \\ &= a \cdot c_b\end{aligned}$$

with $H = \{r_b, w_b\}$ and $\gamma(r_b, w_b) \triangleq c_b$.

And we see the following example:

$$\begin{aligned}a \bowtie b &= a \parallel b + a \mid b \\ &= a \parallel b + a \parallel b + a \parallel b + a \mid b \\ &= a \parallel (\mathbb{S}_1^a \cdot b) + (\mathbb{S}_1^b \cdot a) \parallel b + a \parallel b + a \mid b \\ &= (a \parallel \mathbb{S}_1^a) \cdot b + (\mathbb{S}_1^b \parallel b) \cdot a + a \parallel b + a \mid b \\ &= a \cdot b + b \cdot a + a \parallel b + a \mid b\end{aligned}$$

What do we see? Yes. The parallelism contains both interleaving and true concurrency. This may be why true concurrency is called *true concurrency*.

2.8 Axiomatization for Hhp-Bisimilarity

Since hhp-bisimilarity is a downward closed hp-bisimilarity and can be downward closed to single atomic event, which implies bisimilarity. As Moller [6] proven, there is not a finite sound and complete axiomatization for parallelism \parallel modulo bisimulation equivalence, so there is not a finite sound and complete axiomatization for parallelism \parallel modulo hhp-bisimulation equivalence either. Inspired by the way of left merge to modeling the full merge for bisimilarity, we introduce a left parallel composition \ll to model the full parallelism \parallel for hhp-bisimilarity.

In the following subsection, we add left parallel composition \ll to the whole theory. Because the resulting theory is similar to the former, we only list the significant differences, and all proofs of the conclusions are left to the reader.

2.8.1 APTC with Left Parallel Composition

The transition rules of left parallel composition \ll are shown in Table 11. With a little abuse, we extend the causal order relation \leq on \mathbb{E} to include the original partial order (denoted by $<$) and concurrency (denoted by $=$).

The new axioms for parallelism are listed in Table 12.

$$\begin{array}{c}
\frac{x \xrightarrow{e_1} \surd \quad y \xrightarrow{e_2} \surd \quad (e_1 \leq e_2)}{x \parallel y \xrightarrow{\{e_1, e_2\}} \surd} \quad \frac{x \xrightarrow{e_1} x' \quad y \xrightarrow{e_2} \surd \quad (e_1 \leq e_2)}{x \parallel y \xrightarrow{\{e_1, e_2\}} x'} \\
\frac{x \xrightarrow{e_1} \surd \quad y \xrightarrow{e_2} y' \quad (e_1 \leq e_2)}{x \parallel y \xrightarrow{\{e_1, e_2\}} y'} \quad \frac{x \xrightarrow{e_1} x' \quad y \xrightarrow{e_2} y' \quad (e_1 \leq e_2)}{x \parallel y \xrightarrow{\{e_1, e_2\}} x' \wp y'}
\end{array}$$

Table 11: Transition rules of left parallel operator \parallel

Definition 2.37 (Basic terms of *APTC* with left parallel composition). *The set of basic terms of *APTC*, $\mathcal{B}(\text{APTC})$, is inductively defined as follows:*

1. $\mathbb{E} \subset \mathcal{B}(\text{APTC})$;
2. if $e \in \mathbb{E}, t \in \mathcal{B}(\text{APTC})$ then $e \cdot t \in \mathcal{B}(\text{APTC})$;
3. if $t, s \in \mathcal{B}(\text{APTC})$ then $t + s \in \mathcal{B}(\text{APTC})$;
4. if $t, s \in \mathcal{B}(\text{APTC})$ then $t \parallel s \in \mathcal{B}(\text{APTC})$.

Theorem 2.38 (Generalization of the algebra for left parallelism with respect to *BATC*). *The algebra for left parallelism is a generalization of *BATC*.*

Theorem 2.39 (Congruence theorem of *APTC* with left parallel composition). *Truly concurrent bisimulation equivalences $\sim_p, \sim_s, \sim_{hp}$ and \sim_{hhp} are all congruences with respect to *APTC* with left parallel composition.*

Theorem 2.40 (Elimination theorem of parallelism with left parallel composition). *Let p be a closed *APTC* with left parallel composition term. Then there is a basic *APTC* term q such that $\text{APTC} \vdash p = q$.*

Theorem 2.41 (Soundness of parallelism with left parallel composition modulo truly concurrent bisimulation equivalences). *Let x and y be *APTC* with left parallel composition terms. If $\text{APTC} \vdash x = y$, then*

1. $x \sim_s y$;
2. $x \sim_p y$;
3. $x \sim_{hp} y$;
4. $x \sim_{hhp} y$.

Theorem 2.42 (Completeness of parallelism with left parallel composition modulo truly concurrent bisimulation equivalences). *Let x and y be *APTC* terms.*

1. If $x \sim_s y$, then $\text{APTC} \vdash x = y$;
2. if $x \sim_p y$, then $\text{APTC} \vdash x = y$;
3. if $x \sim_{hp} y$, then $\text{APTC} \vdash x = y$;

No.	Axiom
A6	$x + \delta = x$
A7	$\delta \cdot x = \delta$
P1	$x \bowtie y = x \parallel y + x \mid y$
P2	$x \parallel y = y \parallel x$
P3	$(x \parallel y) \parallel z = x \parallel (y \parallel z)$
P4	$x \parallel y = x \parallel\!\!\! \parallel y + y \parallel\!\!\! \parallel x$
P5	$(e_1 \leq e_2) \quad e_1 \parallel\!\!\! \parallel (e_2 \cdot y) = (e_1 \parallel\!\!\! \parallel e_2) \cdot y$
P6	$(e_1 \leq e_2) \quad (e_1 \cdot x) \parallel\!\!\! \parallel e_2 = (e_1 \parallel\!\!\! \parallel e_2) \cdot x$
P7	$(e_1 \leq e_2) \quad (e_1 \cdot x) \parallel\!\!\! \parallel (e_2 \cdot y) = (e_1 \parallel\!\!\! \parallel e_2) \cdot (x \bowtie y)$
P8	$(x + y) \parallel\!\!\! \parallel z = (x \parallel\!\!\! \parallel z) + (y \parallel\!\!\! \parallel z)$
P9	$\delta \parallel\!\!\! \parallel x = \delta$
C10	$e_1 \mid e_2 = \gamma(e_1, e_2)$
C11	$e_1 \mid (e_2 \cdot y) = \gamma(e_1, e_2) \cdot y$
C12	$(e_1 \cdot x) \mid e_2 = \gamma(e_1, e_2) \cdot x$
C13	$(e_1 \cdot x) \mid (e_2 \cdot y) = \gamma(e_1, e_2) \cdot (x \bowtie y)$
C14	$(x + y) \mid z = (x \mid z) + (y \mid z)$
C15	$x \mid (y + z) = (x \mid y) + (x \mid z)$
C16	$\delta \mid x = \delta$
C17	$x \mid \delta = \delta$
CE18	$\Theta(e) = e$
CE19	$\Theta(\delta) = \delta$
CE20	$\Theta(x + y) = \Theta(x) \triangleleft y + \Theta(y) \triangleleft x$
CE21	$\Theta(x \cdot y) = \Theta(x) \cdot \Theta(y)$
CE22	$\Theta(x \parallel\!\!\! \parallel y) = ((\Theta(x) \triangleleft y) \parallel\!\!\! \parallel y) + ((\Theta(y) \triangleleft x) \parallel\!\!\! \parallel x)$
CE23	$\Theta(x \mid y) = ((\Theta(x) \triangleleft y) \mid y) + ((\Theta(y) \triangleleft x) \mid x)$
U24	$(\#(e_1, e_2)) \quad e_1 \triangleleft e_2 = \tau$
U25	$(\#(e_1, e_2), e_2 \leq e_3) \quad e_1 \triangleleft e_3 = e_1$
U26	$(\#(e_1, e_2), e_2 \leq e_3) \quad e_3 \triangleleft e_1 = \tau$
U27	$e \triangleleft \delta = e$
U28	$\delta \triangleleft e = \delta$
U29	$(x + y) \triangleleft z = (x \triangleleft z) + (y \triangleleft z)$
U30	$(x \cdot y) \triangleleft z = (x \triangleleft z) \cdot (y \triangleleft z)$
U31	$(x \parallel\!\!\! \parallel y) \triangleleft z = (x \triangleleft z) \parallel\!\!\! \parallel (y \triangleleft z)$
U32	$(x \mid y) \triangleleft z = (x \triangleleft z) \mid (y \triangleleft z)$
U33	$x \triangleleft (y + z) = (x \triangleleft y) \triangleleft z$
U34	$x \triangleleft (y \cdot z) = (x \triangleleft y) \triangleleft z$
U35	$x \triangleleft (y \parallel\!\!\! \parallel z) = (x \triangleleft y) \triangleleft z$
U36	$x \triangleleft (y \mid z) = (x \triangleleft y) \triangleleft z$

Table 12: Axioms of parallelism with left parallel composition

No.	Axiom
D1	$e \notin H \quad \partial_H(e) = e$
D2	$e \in H \quad \partial_H(e) = \delta$
D3	$\partial_H(\delta) = \delta$
D4	$\partial_H(x + y) = \partial_H(x) + \partial_H(y)$
D5	$\partial_H(x \cdot y) = \partial_H(x) \cdot \partial_H(y)$
D6	$\partial_H(x \parallel y) = \partial_H(x) \parallel \partial_H(y)$

Table 13: Axioms of encapsulation operator with left parallel composition

4. if $x \sim_{hhp} y$, then $APTC \vdash x = y$.

The transition rules of encapsulation operator are the same, and the its axioms are shown in 13.

Theorem 2.43 (Conservativity of *APTC* with respect to the algebra for parallelism with left parallel composition). *APTC is a conservative extension of the algebra for parallelism with left parallel composition.*

Theorem 2.44 (Congruence theorem of encapsulation operator ∂_H). *Truly concurrent bisimulation equivalences \sim_p , \sim_s , \sim_{hp} and \sim_{hhp} are all congruences with respect to encapsulation operator ∂_H .*

Theorem 2.45 (Elimination theorem of *APTC*). *Let p be a closed *APTC* term including the encapsulation operator ∂_H . Then there is a basic *APTC* term q such that $APTC \vdash p = q$.*

Theorem 2.46 (Soundness of *APTC* modulo truly concurrent bisimulation equivalences). *Let x and y be *APTC* terms including encapsulation operator ∂_H . If $APTC \vdash x = y$, then*

1. $x \sim_s y$;
2. $x \sim_p y$;
3. $x \sim_{hp} y$;
4. $x \sim_{hhp} y$.

Theorem 2.47 (Completeness of *APTC* modulo truly concurrent bisimulation equivalences). *Let p and q be closed *APTC* terms including encapsulation operator ∂_H ,*

1. if $p \sim_s q$ then $p = q$;
2. if $p \sim_p q$ then $p = q$;
3. if $p \sim_{hp} q$ then $p = q$;
4. if $p \sim_{hhp} q$ then $p = q$.

2.8.2 Recursion

Definition 2.48 (Recursive specification). *A recursive specification is a finite set of recursive equations*

$$\begin{aligned} X_1 &= t_1(X_1, \dots, X_n) \\ &\dots \\ X_n &= t_n(X_1, \dots, X_n) \end{aligned}$$

where the left-hand sides of X_i are called recursion variables, and the right-hand sides $t_i(X_1, \dots, X_n)$ are process terms in APTC with possible occurrences of the recursion variables X_1, \dots, X_n .

Definition 2.49 (Solution). *Processes p_1, \dots, p_n are a solution for a recursive specification $\{X_i = t_i(X_1, \dots, X_n) \mid i \in \{1, \dots, n\}\}$ (with respect to truly concurrent bisimulation equivalences \sim_s ($\sim_p, \sim_{hp}, \sim_{hhp}$)) if $p_i \sim_s$ ($\sim_p, \sim_{hp}, \sim_{hhp}$) $t_i(p_1, \dots, p_n)$ for $i \in \{1, \dots, n\}$.*

Definition 2.50 (Guarded recursive specification). *A recursive specification*

$$\begin{aligned} X_1 &= t_1(X_1, \dots, X_n) \\ &\dots \\ X_n &= t_n(X_1, \dots, X_n) \end{aligned}$$

is guarded if the right-hand sides of its recursive equations can be adapted to the form by applications of the axioms in APTC and replacing recursion variables by the right-hand sides of their recursive equations,

$$(a_{11} \parallel \dots \parallel a_{1i_1}) \cdot s_1(X_1, \dots, X_n) + \dots + (a_{k1} \parallel \dots \parallel a_{ki_k}) \cdot s_k(X_1, \dots, X_n) + (b_{11} \parallel \dots \parallel b_{1j_1}) + \dots + (b_{l_1} \parallel \dots \parallel b_{l_j})$$

where $a_{11}, \dots, a_{1i_1}, a_{k1}, \dots, a_{ki_k}, b_{11}, \dots, b_{1j_1}, b_{l_1}, \dots, b_{l_j} \in \mathbb{E}$, and the sum above is allowed to be empty, in which case it represents the deadlock δ .

Definition 2.51 (Linear recursive specification). *A recursive specification is linear if its recursive equations are of the form*

$$(a_{11} \parallel \dots \parallel a_{1i_1})X_1 + \dots + (a_{k1} \parallel \dots \parallel a_{ki_k})X_k + (b_{11} \parallel \dots \parallel b_{1j_1}) + \dots + (b_{l_1} \parallel \dots \parallel b_{l_j})$$

where $a_{11}, \dots, a_{1i_1}, a_{k1}, \dots, a_{ki_k}, b_{11}, \dots, b_{1j_1}, b_{l_1}, \dots, b_{l_j} \in \mathbb{E}$, and the sum above is allowed to be empty, in which case it represents the deadlock δ .

Theorem 2.52 (Conservativity of APTC with guarded recursion). *APTC with guarded recursion is a conservative extension of APTC.*

Theorem 2.53 (Congruence theorem of APTC with guarded recursion). *Truly concurrent bisimulation equivalences $\sim_p, \sim_s, \sim_{hp}, \sim_{hhp}$ are all congruences with respect to APTC with guarded recursion.*

Theorem 2.54 (Elimination theorem of *APTC* with linear recursion). *Each process term in *APTC* with linear recursion is equal to a process term $\langle X_1|E \rangle$ with E a linear recursive specification.*

Theorem 2.55 (Soundness of *APTC* with guarded recursion). *Let x and y be *APTC* with guarded recursion terms. If *APTC* with guarded recursion $\vdash x = y$, then*

1. $x \sim_s y$;
2. $x \sim_p y$;
3. $x \sim_{hp} y$;
4. $x \sim_{hhp} y$.

Theorem 2.56 (Completeness of *APTC* with linear recursion). *Let p and q be closed *APTC* with linear recursion terms, then,*

1. if $p \sim_s q$ then $p = q$;
2. if $p \sim_p q$ then $p = q$;
3. if $p \sim_{hp} q$ then $p = q$;
4. if $p \sim_{hhp} q$ then $p = q$.

2.8.3 Abstraction

Definition 2.57 (Guarded linear recursive specification). *A recursive specification is linear if its recursive equations are of the form*

$$(a_{11} \parallel \dots \parallel a_{1i_1})X_1 + \dots + (a_{k1} \parallel \dots \parallel a_{ki_k})X_k + (b_{11} \parallel \dots \parallel b_{1j_1}) + \dots + (b_{l1} \parallel \dots \parallel b_{lj_l})$$

where $a_{11}, \dots, a_{1i_1}, a_{k1}, \dots, a_{ki_k}, b_{11}, \dots, b_{1j_1}, b_{l1}, \dots, b_{lj_l} \in \mathbb{E} \cup \{\tau\}$, and the sum above is allowed to be empty, in which case it represents the deadlock δ .

A linear recursive specification E is guarded if there does not exist an infinite sequence of τ -transitions $\langle X|E \rangle \xrightarrow{\tau} \langle X'|E \rangle \xrightarrow{\tau} \langle X''|E \rangle \xrightarrow{\tau} \dots$.

The transition rules of τ are the same, and axioms of τ are as Table 14 shows.

Theorem 2.58 (Conservativity of *APTC* with silent step and guarded linear recursion). **APTC* with silent step and guarded linear recursion is a conservative extension of *APTC* with linear recursion.*

Theorem 2.59 (Congruence theorem of *APTC* with silent step and guarded linear recursion). *Rooted branching truly concurrent bisimulation equivalences \approx_{rbp} , \approx_{rbs} , \approx_{rbhp} , and \approx_{rbhhp} are all congruences with respect to *APTC* with silent step and guarded linear recursion.*

No.	Axiom
B1	$e \cdot \tau = e$
B2	$e \cdot (\tau \cdot (x + y) + x) = e \cdot (x + y)$
B3	$x \parallel \tau = x$

Table 14: Axioms of silent step

Theorem 2.60 (Elimination theorem of *APTC* with silent step and guarded linear recursion). *Each process term in *APTC* with silent step and guarded linear recursion is equal to a process term $\langle X_1 | E \rangle$ with E a guarded linear recursive specification.*

Theorem 2.61 (Soundness of *APTC* with silent step and guarded linear recursion). *Let x and y be *APTC* with silent step and guarded linear recursion terms. If *APTC* with silent step and guarded linear recursion $\vdash x = y$, then*

1. $x \approx_{rbs} y$;
2. $x \approx_{rbp} y$;
3. $x \approx_{rbhp} y$;
4. $x \approx_{rbhhp} y$.

Theorem 2.62 (Completeness of *APTC* with silent step and guarded linear recursion). *Let p and q be closed *APTC* with silent step and guarded linear recursion terms, then,*

1. *if $p \approx_{rbs} q$ then $p = q$;*
2. *if $p \approx_{rbp} q$ then $p = q$;*
3. *if $p \approx_{rbhp} q$ then $p = q$;*
4. *if $p \approx_{rbhhp} q$ then $p = q$.*

The transition rules of τ_I are the same, and the axioms are shown in Table 15.

Theorem 2.63 (Conservativity of *APTC* $_\tau$ with guarded linear recursion). **APTC* $_\tau$ with guarded linear recursion is a conservative extension of *APTC* with silent step and guarded linear recursion.*

Theorem 2.64 (Congruence theorem of *APTC* $_\tau$ with guarded linear recursion). *Rooted branching truly concurrent bisimulation equivalences \approx_{rbp} , \approx_{rbs} , \approx_{rbhp} and \approx_{rbhhp} are all congruences with respect to *APTC* $_\tau$ with guarded linear recursion.*

Theorem 2.65 (Soundness of *APTC* $_\tau$ with guarded linear recursion). *Let x and y be *APTC* $_\tau$ with guarded linear recursion terms. If *APTC* $_\tau$ with guarded linear recursion $\vdash x = y$, then*

1. $x \approx_{rbs} y$;

No.	Axiom
TI1	$e \notin I \quad \tau_I(e) = e$
TI2	$e \in I \quad \tau_I(e) = \tau$
TI3	$\tau_I(\delta) = \delta$
TI4	$\tau_I(x + y) = \tau_I(x) + \tau_I(y)$
TI5	$\tau_I(x \cdot y) = \tau_I(x) \cdot \tau_I(y)$
TI6	$\tau_I(x \parallel y) = \tau_I(x) \parallel \tau_I(y)$

Table 15: Axioms of abstraction operator

No.	Axiom
CFAR	<p>If X is in a cluster for I with exits $\{(a_{11} \parallel \dots \parallel a_{1i})Y_1, \dots, (a_{m1} \parallel \dots \parallel a_{mi})Y_m, b_{11} \parallel \dots \parallel b_{1j}, \dots, b_{n1} \parallel \dots \parallel b_{nj}\}$, then $\tau \cdot \tau_I(\langle X E \rangle) =$ $\tau \cdot \tau_I(\langle a_{11} \parallel \dots \parallel a_{1i} \rangle \langle Y_1 E \rangle + \dots + \langle a_{m1} \parallel \dots \parallel a_{mi} \rangle \langle Y_m E \rangle + b_{11} \parallel \dots \parallel b_{1j} + \dots + b_{n1} \parallel \dots \parallel b_{nj})$</p>

Table 16: Cluster fair abstraction rule

2. $x \approx_{rbp} y$;
3. $x \approx_{rbhp} y$;
4. $x \approx_{rbhhp} y$.

Definition 2.66 (Cluster). *Let E be a guarded linear recursive specification, and $I \subseteq \mathbb{E}$. Two recursion variable X and Y in E are in the same cluster for I iff there exist sequences of transitions $\langle X|E \rangle \xrightarrow{\{b_{11}, \dots, b_{1i}\}} \dots \xrightarrow{\{b_{m1}, \dots, b_{mi}\}} \langle Y|E \rangle$ and $\langle Y|E \rangle \xrightarrow{\{c_{11}, \dots, c_{1j}\}} \dots \xrightarrow{\{c_{n1}, \dots, c_{nj}\}} \langle X|E \rangle$, where $b_{11}, \dots, b_{mi}, c_{11}, \dots, c_{nj} \in I \cup \{\tau\}$.*

$a_1 \parallel \dots \parallel a_k$ or $(a_1 \parallel \dots \parallel a_k)X$ is an exit for the cluster C iff: (1) $a_1 \parallel \dots \parallel a_k$ or $(a_1 \parallel \dots \parallel a_k)X$ is a summand at the right-hand side of the recursive equation for a recursion variable in C , and (2) in the case of $(a_1 \parallel \dots \parallel a_k)X$, either $a_l \notin I \cup \{\tau\}$ ($l \in \{1, 2, \dots, k\}$) or $X \notin C$.

Theorem 2.67 (Soundness of CFAR). *CFAR is sound modulo rooted branching truly concurrent bisimulation equivalences \approx_{rbs} , \approx_{rbp} , \approx_{rbhp} and \approx_{rbhhp} .*

Theorem 2.68 (Completeness of $APTC_\tau$ with guarded linear recursion and CFAR). *Let p and q be closed $APTC_\tau$ with guarded linear recursion and CFAR terms, then,*

1. if $p \approx_{rbs} q$ then $p = q$;
2. if $p \approx_{rbp} q$ then $p = q$;
3. if $p \approx_{rbhp} q$ then $p = q$;
4. if $p \approx_{rbhhp} q$ then $p = q$.

2.9 Applications

APTC provides a formal framework based on truly concurrent behavioral semantics, which can be used to verify the correctness of system behaviors. In this subsection, we tend to choose alternating bit protocol (ABP) [9].

The ABP protocol is used to ensure successful transmission of data through a corrupted channel. This success is based on the assumption that data can be resent an unlimited number of times, which is illustrated in Figure 1, we alter it into the true concurrency situation.

1. Data elements d_1, d_2, d_3, \dots from a finite set Δ are communicated between a Sender and a Receiver.
2. If the Sender reads a datum from channel A_1 , then this datum is sent to the Receiver in parallel through channel A_2 .
3. The Sender processes the data in Δ , forms new data, and sends them to the Receiver through channel B .
4. And the Receiver sends the datum into channel C_2 .
5. If channel B is corrupted, the message communicated through B can be turn into an error message \perp .
6. Every time the Receiver receives a message via channel B , it sends an acknowledgement to the Sender via channel D , which is also corrupted.
7. Finally, then Sender and the Receiver send out their outputs in parallel through channels C_1 and C_2 .

In the truly concurrent ABP, the Sender sends its data to the Receiver; and the Receiver can also send its data to the Sender, for simplicity and without loss of generality, we assume that only the Sender sends its data and the Receiver only receives the data from the Sender. The Sender attaches a bit 0 to data elements d_{2k-1} and a bit 1 to data elements d_{2k} , when they are sent into channel B . When the Receiver reads a datum, it sends back the attached bit via channel D . If the Receiver receives a corrupted message, then it sends back the previous acknowledgement to the Sender.

Then the state transition of the Sender can be described by *APTC* as follows.

$$\begin{aligned}
 S_b &= \sum_{d \in \Delta} r_{A_1}(d) \cdot T_{db} \\
 T_{db} &= \left(\sum_{d' \in \Delta} (s_B(d', b) \cdot s_{C_1}(d')) + s_B(\perp) \right) \cdot U_{db} \\
 U_{db} &= r_D(b) \cdot S_{1-b} + (r_D(1-b) + r_D(\perp)) \cdot T_{db}
 \end{aligned}$$

where s_B denotes sending data through channel B , r_D denotes receiving data through channel D , similarly, r_{A_1} means receiving data via channel A_1 , s_{C_1} denotes sending data via channel C_1 , and $b \in \{0, 1\}$.

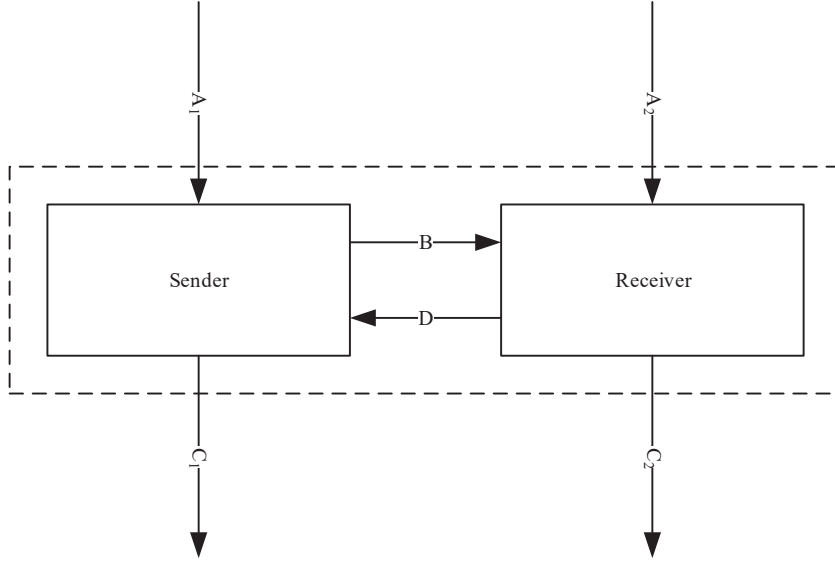


Figure 1: Alternating bit protocol

And the state transition of the Receiver can be described by *APTC* as follows.

$$\begin{aligned}
 R_b &= \sum_{d \in \Delta} r_{A_2}(d) \cdot R'_b \\
 R'_b &= \sum_{d' \in \Delta} \{r_B(d', b) \cdot s_{C_2}(d') \cdot Q_b + r_B(d', 1-b) \cdot Q_{1-b}\} + r_B(\perp) \cdot Q_{1-b} \\
 Q_b &= (s_D(b) + s_D(\perp)) \cdot R_{1-b}
 \end{aligned}$$

where r_{A_2} denotes receiving data via channel A_2 , r_B denotes receiving data via channel B , s_{C_2} denotes sending data via channel C_2 , s_D denotes sending data via channel D , and $b \in \{0, 1\}$.

The send action and receive action of the same data through the same channel can communicate each other, otherwise, a deadlock δ will be caused. We define the following communication functions.

$$\begin{aligned}
 \gamma(s_B(d', b), r_B(d', b)) &\triangleq c_B(d', b) \\
 \gamma(s_B(\perp), r_B(\perp)) &\triangleq c_B(\perp) \\
 \gamma(s_D(b), r_D(b)) &\triangleq c_D(b) \\
 \gamma(s_D(\perp), r_D(\perp)) &\triangleq c_D(\perp)
 \end{aligned}$$

Let R_0 and S_0 be in parallel, then the system $R_0 S_0$ can be represented by the following process term.

$$\tau_I(\partial_H(\Theta(R_0 \bowtie S_0))) = \tau_I(\partial_H(R_0 \bowtie S_0))$$

where $H = \{s_B(d', b), r_B(d', b), s_D(b), r_D(b) | d' \in \Delta, b \in \{0, 1\}\}$
 $\{s_B(\perp), r_B(\perp), s_D(\perp), r_D(\perp)\}$

$I = \{c_B(d', b), c_D(b) | d' \in \Delta, b \in \{0, 1\}\} \cup \{c_B(\perp), c_D(\perp)\}$.

Then we get the following conclusion.

Theorem 2.69 (Correctness of the ABP protocol). *The ABP protocol $\tau_I(\partial_H(R_0 \bowtie S_0))$ can exhibit desired external behaviors.*

Proof. By use of the algebraic laws of *APTC*, we have the following expansions.

$$\begin{aligned} R_0 \bowtie S_0 &\stackrel{\text{P1}}{=} R_0 \parallel S_0 + R_0 | S_0 \\ &\stackrel{\text{RDP}}{=} \left(\sum_{d \in \Delta} r_{A_2}(d) \cdot R'_0 \right) \parallel \left(\sum_{d \in \Delta} r_{A_1}(d) T_{d0} \right) \\ &\quad + \left(\sum_{d \in \Delta} r_{A_2}(d) \cdot R'_0 \right) | \left(\sum_{d \in \Delta} r_{A_1}(d) T_{d0} \right) \\ &\stackrel{\text{P6, C14}}{=} \sum_{d \in \Delta} (r_{A_2}(d) \parallel r_{A_1}(d)) R'_0 \bowtie T_{d0} + \delta \cdot R'_0 \bowtie T_{d0} \\ &\stackrel{\text{A6, A7}}{=} \sum_{d \in \Delta} (r_{A_2}(d) \parallel r_{A_1}(d)) R'_0 \bowtie T_{d0} \end{aligned}$$

$$\begin{aligned} \partial_H(R_0 \bowtie S_0) &= \partial_H \left(\sum_{d \in \Delta} (r_{A_2}(d) \parallel r_{A_1}(d)) R'_0 \bowtie T_{d0} \right) \\ &= \sum_{d \in \Delta} (r_{A_2}(d) \parallel r_{A_1}(d)) \partial_H(R'_0 \bowtie T_{d0}) \end{aligned}$$

Similarly, we can get the following equations.

$$\begin{aligned} \partial_H(R_0 \bowtie S_0) &= \sum_{d \in \Delta} (r_{A_2}(d) \parallel r_{A_1}(d)) \cdot \partial_H(T_{d0} \bowtie R'_0) \\ \partial_H(T_{d0} \bowtie R'_0) &= c_B(d', 0) \cdot (s_{C_1}(d') \parallel s_{C_2}(d')) \cdot \partial_H(U_{d0} \bowtie Q_0) + c_B(\perp) \cdot \partial_H(U_{d0} \bowtie Q_1) \\ \partial_H(U_{d0} \bowtie Q_1) &= (c_D(1) + c_D(\perp)) \cdot \partial_H(T_{d0} \bowtie R'_0) \\ \partial_H(Q_0 \bowtie U_{d0}) &= c_D(0) \cdot \partial_H(R_1 \bowtie S_1) + c_D(\perp) \cdot \partial_H(R'_1 \bowtie T_{d0}) \\ \partial_H(R'_1 \bowtie T_{d0}) &= (c_B(d', 0) + c_B(\perp)) \cdot \partial_H(Q_0 \bowtie U_{d0}) \\ \partial_H(R_1 \bowtie S_1) &= \sum_{d \in \Delta} (r_{A_2}(d) \parallel r_{A_1}(d)) \cdot \partial_H(T_{d1} \bowtie R'_1) \\ \partial_H(T_{d1} \bowtie R'_1) &= c_B(d', 1) \cdot (s_{C_1}(d') \parallel s_{C_2}(d')) \cdot \partial_H(U_{d1} \bowtie Q_1) + c_B(\perp) \cdot \partial_H(U_{d1} \bowtie Q'_0) \\ \partial_H(U_{d1} \bowtie Q'_0) &= (c_D(0) + c_D(\perp)) \cdot \partial_H(T_{d1} \bowtie R'_1) \\ \partial_H(Q_1 \bowtie U_{d1}) &= c_D(1) \cdot \partial_H(R_0 \bowtie S_0) + c_D(\perp) \cdot \partial_H(R'_0 \bowtie T_{d1}) \\ \partial_H(R'_0 \bowtie T_{d1}) &= (c_B(d', 1) + c_B(\perp)) \cdot \partial_H(Q_1 \bowtie U_{d1}) \end{aligned}$$

Let $\partial_H(R_0 \text{ \textcircled{ } } S_0) = \langle X_1|E \rangle$, where E is the following guarded linear recursion specification:

$$\begin{aligned}
& \{X_1 = \sum_{d \in \Delta} (r_{A_2}(d) \parallel r_{A_1}(d)) \cdot X_{2d}, Y_1 = \sum_{d \in \Delta} (r_{A_2}(d) \parallel r_{A_1}(d)) \cdot Y_{2d}, \\
& X_{2d} = c_B(d', 0) \cdot X_{4d} + c_B(\perp) \cdot X_{3d}, Y_{2d} = c_B(d', 1) \cdot Y_{4d} + c_B(\perp) \cdot Y_{3d}, \\
& X_{3d} = (c_D(1) + c_D(\perp)) \cdot X_{2d}, Y_{3d} = (c_D(0) + c_D(\perp)) \cdot Y_{2d}, \\
& X_{4d} = (s_{C_1}(d') \parallel s_{C_2}(d')) \cdot X_{5d}, Y_{4d} = (s_{C_1}(d') \parallel s_{C_2}(d')) \cdot Y_{5d}, \\
& X_{5d} = c_D(0) \cdot Y_1 + c_D(\perp) \cdot X_{6d}, Y_{5d} = c_D(1) \cdot X_1 + c_D(\perp) \cdot Y_{6d}, \\
& X_{6d} = (c_B(d, 0) + c_B(\perp)) \cdot X_{5d}, Y_{6d} = (c_B(d, 1) + c_B(\perp)) \cdot Y_{5d} \\
& |d, d' \in \Delta\}
\end{aligned}$$

Then we apply abstraction operator τ_I into $\langle X_1|E \rangle$.

$$\begin{aligned}
\tau_I(\langle X_1|E \rangle) &= \sum_{d \in \Delta} (r_{A_1}(d) \parallel r_{A_2}(d)) \cdot \tau_I(\langle X_{2d}|E \rangle) \\
&= \sum_{d \in \Delta} (r_{A_1}(d) \parallel r_{A_2}(d)) \cdot \tau_I(\langle X_{4d}|E \rangle) \\
&= \sum_{d, d' \in \Delta} (r_{A_1}(d) \parallel r_{A_2}(d)) \cdot (s_{C_1}(d') \parallel s_{C_2}(d')) \cdot \tau_I(\langle X_{5d}|E \rangle) \\
&= \sum_{d, d' \in \Delta} (r_{A_1}(d) \parallel r_{A_2}(d)) \cdot (s_{C_1}(d') \parallel s_{C_2}(d')) \cdot \tau_I(\langle Y_1|E \rangle)
\end{aligned}$$

Similarly, we can get $\tau_I(\langle Y_1|E \rangle) = \sum_{d, d' \in \Delta} (r_{A_1}(d) \parallel r_{A_2}(d)) \cdot (s_{C_1}(d') \parallel s_{C_2}(d')) \cdot \tau_I(\langle X_1|E \rangle)$.

We get $\tau_I(\partial_H(R_0 \text{ \textcircled{ } } S_0)) = \sum_{d, d' \in \Delta} (r_{A_1}(d) \parallel r_{A_2}(d)) \cdot (s_{C_1}(d') \parallel s_{C_2}(d')) \cdot \tau_I(\partial_H(R_0 \text{ \textcircled{ } } S_0))$. So, the ABP protocol $\tau_I(\partial_H(R_0 \text{ \textcircled{ } } S_0))$ can exhibit desired external behaviors. \square

With the help of shadow constant, now we can verify the traditional alternating bit protocol (ABP) [9].

The ABP protocol is used to ensure successful transmission of data through a corrupted channel. This success is based on the assumption that data can be resent an unlimited number of times, which is illustrated in Figure 2, we alter it into the true concurrency situation.

1. Data elements d_1, d_2, d_3, \dots from a finite set Δ are communicated between a Sender and a Receiver.
2. If the Sender reads a datum from channel A .
3. The Sender processes the data in Δ , formes new data, and sends them to the Receiver through channel B .
4. And the Receiver sends the datum into channel C .
5. If channel B is corrupted, the message communicated through B can be turn into an error message \perp .

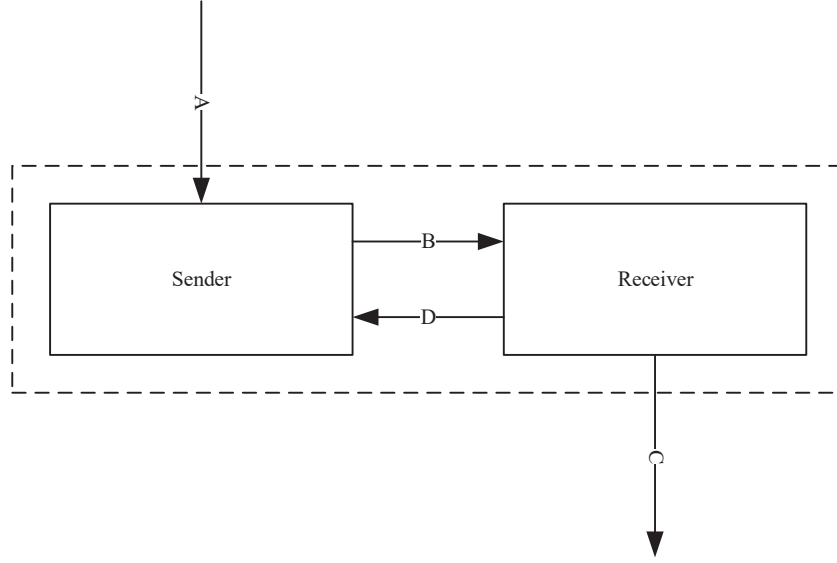


Figure 2: Alternating bit protocol

6. Every time the Receiver receives a message via channel B , it sends an acknowledgement to the Sender via channel D , which is also corrupted.

The Sender attaches a bit 0 to data elements d_{2k-1} and a bit 1 to data elements d_{2k} , when they are sent into channel B . When the Receiver reads a datum, it sends back the attached bit via channel D . If the Receiver receives a corrupted message, then it sends back the previous acknowledgement to the Sender.

Then the state transition of the Sender can be described by *APTC* as follows.

$$\begin{aligned}
 S_b &= \sum_{d \in \Delta} r_A(d) \cdot T_{db} \\
 T_{db} &= \left(\sum_{d' \in \Delta} (s_B(d', b) \cdot \textcircled{S}^{s_C(d')}) + s_B(\perp) \right) \cdot U_{db} \\
 U_{db} &= r_D(b) \cdot S_{1-b} + (r_D(1-b) + r_D(\perp)) \cdot T_{db}
 \end{aligned}$$

where s_B denotes sending data through channel B , r_D denotes receiving data through channel D , similarly, r_A means receiving data via channel A , $\textcircled{S}^{s_C(d')}$ denotes the shadow of $s_C(d')$.

And the state transition of the Receiver can be described by *APTC* as follows.

$$\begin{aligned}
 R_b &= \sum_{d \in \Delta} \textcircled{S}^{r_A(d)} \cdot R'_b \\
 R'_b &= \sum_{d' \in \Delta} \{r_B(d', b) \cdot s_C(d') \cdot Q_b + r_B(d', 1-b) \cdot Q_{1-b}\} + r_B(\perp) \cdot Q_{1-b} \\
 Q_b &= (s_D(b) + s_D(\perp)) \cdot R_{1-b}
 \end{aligned}$$

where $\textcircled{S}^{r_A(d)}$ denotes the shadow of $r_A(d)$, r_B denotes receiving data via channel B , s_C denotes sending data via channel C , s_D denotes sending data via channel D , and $b \in \{0, 1\}$.

The send action and receive action of the same data through the same channel can communicate each other, otherwise, a deadlock δ will be caused. We define the following communication functions.

$$\begin{aligned}\gamma(s_B(d', b), r_B(d', b)) &\triangleq c_B(d', b) \\ \gamma(s_B(\perp), r_B(\perp)) &\triangleq c_B(\perp) \\ \gamma(s_D(b), r_D(b)) &\triangleq c_D(b) \\ \gamma(s_D(\perp), r_D(\perp)) &\triangleq c_D(\perp)\end{aligned}$$

Let R_0 and S_0 be in parallel, then the system $R_0 S_0$ can be represented by the following process term.

$$\tau_I(\partial_H(\Theta(R_0 \text{ \textcircled{ } } S_0))) = \tau_I(\partial_H(R_0 \text{ \textcircled{ } } S_0))$$

where $H = \{s_B(d', b), r_B(d', b), s_D(b), r_D(b) | d' \in \Delta, b \in \{0, 1\}\}$
 $\{s_B(\perp), r_B(\perp), s_D(\perp), r_D(\perp)\}$

$I = \{c_B(d', b), c_D(b) | d' \in \Delta, b \in \{0, 1\}\} \cup \{c_B(\perp), c_D(\perp)\}$.

Then we get the following conclusion.

Theorem 2.70 (Correctness of the ABP protocol). *The ABP protocol $\tau_I(\partial_H(R_0 \text{ \textcircled{ } } S_0))$ can exhibit desired external behaviors.*

Proof. Similarly, we can get $\tau_I(\langle X_1 | E \rangle) = \sum_{d, d' \in \Delta} r_A(d) \cdot s_C(d') \cdot \tau_I(\langle Y_1 | E \rangle)$ and $\tau_I(\langle Y_1 | E \rangle) = \sum_{d, d' \in \Delta} r_A(d) \cdot s_C(d') \cdot \tau_I(\langle X_1 | E \rangle)$.

So, the ABP protocol $\tau_I(\partial_H(R_0 \text{ \textcircled{ } } S_0))$ can exhibit desired external behaviors. \square

3 Data Manipulation in APTC

This chapter is organized as follows. We introduce the operational semantics of guards in section 3.1, *BATC* with Guards in section 3.2, *APTC* with Guards 3.3, recursion in section 3.4, abstraction in section 3.5.

3.1 Operational Semantics

In this section, we extend truly concurrent bisimilarities to the ones containing data states.

Definition 3.1 (Prime event structure with silent event and empty event). *Let Λ be a fixed set of labels, ranged over a, b, c, \dots and τ, ϵ . A (Λ -labelled) prime event structure with silent event τ and empty event ϵ is a tuple $\mathcal{E} = \langle \mathbb{E}, \leq, \# , \lambda \rangle$, where \mathbb{E} is a denumerable set of events, including the silent event τ and empty event ϵ . Let $\hat{\mathbb{E}} = \mathbb{E} \setminus \{\tau, \epsilon\}$, exactly excluding τ and ϵ , it is obvious that $\hat{\tau}^* = \epsilon$. Let $\lambda : \mathbb{E} \rightarrow \Lambda$ be a labelling function and let $\lambda(\tau) = \tau$ and $\lambda(\epsilon) = \epsilon$. And $\leq, \#$ are binary relations on \mathbb{E} , called causality and conflict respectively, such that:*

1. \leq is a partial order and $[e] = \{e' \in \mathbb{E} | e' \leq e\}$ is finite for all $e \in \mathbb{E}$. It is easy to see that $e \leq \tau^* \leq e' = e \leq \tau \leq \dots \leq \tau \leq e'$, then $e \leq e'$.
2. $\#$ is irreflexive, symmetric and hereditary with respect to \leq , that is, for all $e, e', e'' \in \mathbb{E}$, if $e \# e' \leq e''$, then $e \# e''$.

Then, the concepts of consistency and concurrency can be drawn from the above definition:

1. $e, e' \in \mathbb{E}$ are consistent, denoted as $e \sim e'$, if $\neg(e \# e')$. A subset $X \subseteq \mathbb{E}$ is called consistent, if $e \sim e'$ for all $e, e' \in X$.
2. $e, e' \in \mathbb{E}$ are concurrent, denoted as $e \parallel e'$, if $\neg(e \leq e')$, $\neg(e' \leq e)$, and $\neg(e \# e')$.

Definition 3.2 (Configuration). *Let \mathcal{E} be a PES. A (finite) configuration in \mathcal{E} is a (finite) consistent subset of events $C \subseteq \mathcal{E}$, closed with respect to causality (i.e. $[C] = C$), and a data state $s \in S$ with S the set of all data states, denoted $\langle C, s \rangle$. The set of finite configurations of \mathcal{E} is denoted by $\langle \mathcal{C}(\mathcal{E}), S \rangle$. We let $\hat{C} = C \setminus \{\tau\} \cup \{\epsilon\}$.*

A consistent subset of $X \subseteq \mathbb{E}$ of events can be seen as a pomset. Given $X, Y \subseteq \mathbb{E}$, $\hat{X} \sim \hat{Y}$ if \hat{X} and \hat{Y} are isomorphic as pomsets. In the following of the paper, we say $C_1 \sim C_2$, we mean $\hat{C}_1 \sim \hat{C}_2$.

Definition 3.3 (Pomset transitions and step). *Let \mathcal{E} be a PES and let $C \in \mathcal{C}(\mathcal{E})$, and $\emptyset \neq X \subseteq \mathbb{E}$, if $C \cap X = \emptyset$ and $C' = C \cup X \in \mathcal{C}(\mathcal{E})$, then $\langle C, s \rangle \xrightarrow{X} \langle C', s' \rangle$ is called a pomset transition from $\langle C, s \rangle$ to $\langle C', s' \rangle$. When the events in X are pairwise concurrent, we say that $\langle C, s \rangle \xrightarrow{X} \langle C', s' \rangle$ is a step. It is obvious that $\rightarrow^* \xrightarrow{X} \rightarrow^* = \xrightarrow{X}$ and $\rightarrow^* \xrightarrow{e} \rightarrow^* = \xrightarrow{e}$ for any $e \in \mathbb{E}$ and $X \subseteq \mathbb{E}$.*

Definition 3.4 (Weak pomset transitions and weak step). *Let \mathcal{E} be a PES and let $C \in \mathcal{C}(\mathcal{E})$, and $\emptyset \neq X \subseteq \hat{\mathbb{E}}$, if $C \cap X = \emptyset$ and $\hat{C}' = \hat{C} \cup X \in \mathcal{C}(\mathcal{E})$, then $\langle C, s \rangle \xrightarrow{X} \langle C', s' \rangle$ is called a weak pomset transition from $\langle C, s \rangle$ to $\langle C', s' \rangle$, where we define $\xrightarrow{e} \xrightarrow{\tau^*} \xrightarrow{e} \xrightarrow{\tau^*}$. And $\xrightarrow{X} \xrightarrow{\tau^*} \xrightarrow{e} \xrightarrow{\tau^*}$, for every $e \in X$. When the events in X are pairwise concurrent, we say that $\langle C, s \rangle \xrightarrow{X} \langle C', s' \rangle$ is a weak step.*

We will also suppose that all the PESs in this paper are image finite, that is, for any PES \mathcal{E} and $C \in \mathcal{C}(\mathcal{E})$ and $a \in \Lambda$, $\{e \in \mathbb{E}| \langle C, s \rangle \xrightarrow{e} \langle C', s' \rangle \wedge \lambda(e) = a\}$ and $\{e \in \hat{\mathbb{E}}| \langle C, s \rangle \xRightarrow{e} \langle C', s' \rangle \wedge \lambda(e) = a\}$ is finite.

Definition 3.5 (Pomset, step bisimulation). *Let $\mathcal{E}_1, \mathcal{E}_2$ be PESs. A pomset bisimulation is a relation $R \subseteq \langle \mathcal{C}(\mathcal{E}_1), S \rangle \times \langle \mathcal{C}(\mathcal{E}_2), S \rangle$, such that if $(\langle C_1, s \rangle, \langle C_2, s \rangle) \in R$, and $\langle C_1, s \rangle \xrightarrow{X_1} \langle C'_1, s' \rangle$ then $\langle C_2, s \rangle \xrightarrow{X_2} \langle C'_2, s' \rangle$, with $X_1 \subseteq \mathbb{E}_1$, $X_2 \subseteq \mathbb{E}_2$, $X_1 \sim X_2$ and $(\langle C'_1, s' \rangle, \langle C'_2, s' \rangle) \in R$ for all $s, s' \in S$, and vice-versa. We say that $\mathcal{E}_1, \mathcal{E}_2$ are pomset bisimilar, written $\mathcal{E}_1 \sim_p \mathcal{E}_2$, if there exists a pomset bisimulation R , such that $(\langle \emptyset, \emptyset \rangle, \langle \emptyset, \emptyset \rangle) \in R$. By replacing pomset transitions with steps, we can get the definition of step bisimulation. When PESs \mathcal{E}_1 and \mathcal{E}_2 are step bisimilar, we write $\mathcal{E}_1 \sim_s \mathcal{E}_2$.*

Definition 3.6 (Weak pomset, step bisimulation). *Let $\mathcal{E}_1, \mathcal{E}_2$ be PESs. A weak pomset bisimulation is a relation $R \subseteq \langle \mathcal{C}(\mathcal{E}_1), S \rangle \times \langle \mathcal{C}(\mathcal{E}_2), S \rangle$, such that if $(\langle C_1, s \rangle, \langle C_2, s \rangle) \in R$, and $\langle C_1, s \rangle \xRightarrow{X_1} \langle C'_1, s' \rangle$ then $\langle C_2, s \rangle \xRightarrow{X_2} \langle C'_2, s' \rangle$, with $X_1 \subseteq \hat{\mathbb{E}}_1$, $X_2 \subseteq \hat{\mathbb{E}}_2$, $X_1 \sim X_2$ and $(\langle C'_1, s' \rangle, \langle C'_2, s' \rangle) \in R$ for all $s, s' \in S$, and vice-versa. We say that $\mathcal{E}_1, \mathcal{E}_2$ are weak pomset bisimilar, written $\mathcal{E}_1 \approx_p \mathcal{E}_2$, if there exists a weak pomset bisimulation R , such that $(\langle \emptyset, \emptyset \rangle, \langle \emptyset, \emptyset \rangle) \in R$. By replacing weak pomset transitions with weak steps, we can get the definition of weak step bisimulation. When PESs \mathcal{E}_1 and \mathcal{E}_2 are weak step bisimilar, we write $\mathcal{E}_1 \approx_s \mathcal{E}_2$.*

Definition 3.7 (Posetal product). *Given two PESs $\mathcal{E}_1, \mathcal{E}_2$, the posetal product of their configurations, denoted $\langle \mathcal{C}(\mathcal{E}_1), S \rangle \bar{\times} \langle \mathcal{C}(\mathcal{E}_2), S \rangle$, is defined as*

$$\{(\langle C_1, s \rangle, f, \langle C_2, s \rangle) | C_1 \in \mathcal{C}(\mathcal{E}_1), C_2 \in \mathcal{C}(\mathcal{E}_2), f : C_1 \rightarrow C_2 \text{ isomorphism}\}.$$

A subset $R \subseteq \langle \mathcal{C}(\mathcal{E}_1), S \rangle \bar{\times} \langle \mathcal{C}(\mathcal{E}_2), S \rangle$ is called a posetal relation. We say that R is downward closed when for any $(\langle C_1, s \rangle, f, \langle C_2, s \rangle), (\langle C'_1, s' \rangle, f', \langle C'_2, s' \rangle) \in \langle \mathcal{C}(\mathcal{E}_1), S \rangle \bar{\times} \langle \mathcal{C}(\mathcal{E}_2), S \rangle$, if $(\langle C_1, s \rangle, f, \langle C_2, s \rangle) \in R$ then $(\langle C'_1, s' \rangle, f', \langle C'_2, s' \rangle) \in R$.

For $f : X_1 \rightarrow X_2$, we define $f[x_1 \mapsto x_2] : X_1 \cup \{x_1\} \rightarrow X_2 \cup \{x_2\}$, $z \in X_1 \cup \{x_1\}$, (1) $f[x_1 \mapsto x_2](z) = x_2$, if $z = x_1$; (2) $f[x_1 \mapsto x_2](z) = f(z)$, otherwise. Where $X_1 \subseteq \mathbb{E}_1$, $X_2 \subseteq \mathbb{E}_2$, $x_1 \in \mathbb{E}_1$, $x_2 \in \mathbb{E}_2$.

Definition 3.8 (Weakly posetal product). *Given two PESs $\mathcal{E}_1, \mathcal{E}_2$, the weakly posetal product of their configurations, denoted $\langle \mathcal{C}(\mathcal{E}_1), S \rangle \bar{\times} \langle \mathcal{C}(\mathcal{E}_2), S \rangle$, is defined as*

$$\{(\langle C_1, s \rangle, f, \langle C_2, s \rangle) | C_1 \in \mathcal{C}(\mathcal{E}_1), C_2 \in \mathcal{C}(\mathcal{E}_2), f : \hat{C}_1 \rightarrow \hat{C}_2 \text{ isomorphism}\}.$$

A subset $R \subseteq \langle \mathcal{C}(\mathcal{E}_1), S \rangle \bar{\times} \langle \mathcal{C}(\mathcal{E}_2), S \rangle$ is called a weakly posetal relation. We say that R is downward closed when for any $(\langle C_1, s \rangle, f, \langle C_2, s \rangle), (\langle C'_1, s' \rangle, f', \langle C'_2, s' \rangle) \in \langle \mathcal{C}(\mathcal{E}_1), S \rangle \bar{\times} \langle \mathcal{C}(\mathcal{E}_2), S \rangle$, if $(\langle C_1, s \rangle, f, \langle C_2, s \rangle) \in R$ then $(\langle C'_1, s' \rangle, f', \langle C'_2, s' \rangle) \in R$.

For $f : X_1 \rightarrow X_2$, we define $f[x_1 \mapsto x_2] : X_1 \cup \{x_1\} \rightarrow X_2 \cup \{x_2\}$, $z \in X_1 \cup \{x_1\}$, (1) $f[x_1 \mapsto x_2](z) = x_2$, if $z = x_1$; (2) $f[x_1 \mapsto x_2](z) = f(z)$, otherwise. Where $X_1 \subseteq \hat{\mathbb{E}}_1$, $X_2 \subseteq \hat{\mathbb{E}}_2$, $x_1 \in \hat{\mathbb{E}}_1$, $x_2 \in \hat{\mathbb{E}}_2$. Also, we define $f(\tau^) = f(\tau^*)$.*

Definition 3.9 ((Hereditary) history-preserving bisimulation). *A history-preserving (hp-) bisimulation is a posetal relation $R \subseteq \langle \mathcal{C}(\mathcal{E}_1), S \rangle \bar{\times} \langle \mathcal{C}(\mathcal{E}_2), S \rangle$ such that if $(\langle C_1, s \rangle, f, \langle C_2, s \rangle) \in R$, and*

$\langle C_1, s \rangle \xrightarrow{e_1} \langle C'_1, s' \rangle$, then $\langle C_2, s \rangle \xrightarrow{e_2} \langle C'_2, s' \rangle$, with $(\langle C'_1, s' \rangle, f[e_1 \mapsto e_2], \langle C'_2, s' \rangle) \in R$ for all $s, s' \in S$, and vice-versa. $\mathcal{E}_1, \mathcal{E}_2$ are history-preserving (hp-)bisimilar and are written $\mathcal{E}_1 \sim_{hp} \mathcal{E}_2$ if there exists a hp-bisimulation R such that $(\langle \emptyset, \emptyset \rangle, \emptyset, \langle \emptyset, \emptyset \rangle) \in R$.

A hereditary history-preserving (hhp-)bisimulation is a downward closed hp-bisimulation. $\mathcal{E}_1, \mathcal{E}_2$ are hereditary history-preserving (hhp-)bisimilar and are written $\mathcal{E}_1 \sim_{hhp} \mathcal{E}_2$.

Definition 3.10 (Weak (hereditary) history-preserving bisimulation). A weak history-preserving (hp-) bisimulation is a weakly posetal relation $R \subseteq \langle \mathcal{C}(\mathcal{E}_1), S \rangle \bar{\times} \langle \mathcal{C}(\mathcal{E}_2), S \rangle$ such that if $(\langle C_1, s \rangle, f, \langle C_2, s \rangle) \in R$, and $\langle C_1, s \rangle \xrightarrow{e_1} \langle C'_1, s' \rangle$, then $\langle C_2, s \rangle \xrightarrow{e_2} \langle C'_2, s' \rangle$, with $(\langle C'_1, s' \rangle, f[e_1 \mapsto e_2], \langle C'_2, s' \rangle) \in R$ for all $s, s' \in S$, and vice-versa. $\mathcal{E}_1, \mathcal{E}_2$ are weak history-preserving (hp-)bisimilar and are written $\mathcal{E}_1 \approx_{hp} \mathcal{E}_2$ if there exists a weak hp-bisimulation R such that $(\langle \emptyset, \emptyset \rangle, \emptyset, \langle \emptyset, \emptyset \rangle) \in R$.

A weakly hereditary history-preserving (hhp-)bisimulation is a downward closed weak hp-bisimulation. $\mathcal{E}_1, \mathcal{E}_2$ are weakly hereditary history-preserving (hhp-)bisimilar and are written $\mathcal{E}_1 \approx_{hhp} \mathcal{E}_2$.

3.2 BATC with Guards

In this subsection, we will discuss the guards for *BATC*, which is denoted as *BATC_G*. Let \mathbb{E} be the set of atomic events (actions), and we assume that there is a data set Δ and data $D_1, \dots, D_n \in \Delta$, the data variable d_1, \dots, d_n range over Δ , and d_i has the same data type as D_i and can have a substitution D_i/d_i , for process x , $x[D_i/d_i]$ denotes that all occurrences of d_i in x are replaced by D_i . And also the atomic action e may manipulate on data and has the form $e(d_1, \dots, d_n)$ or $e(D_1, \dots, D_n)$. G_{at} be the set of atomic guards, δ be the deadlock constant, and ϵ be the empty event. We extend G_{at} to the set of basic guards G with element ϕ, ψ, \dots , which is generated by the following formation rules:

$$\phi ::= \delta | \epsilon | \neg\phi | \psi \in G_{at} | \phi + \psi | \phi \cdot \psi$$

In the following, let $e_1, e_2, e'_1, e'_2 \in \mathbb{E}$, $\phi, \psi \in G$ and let variables x, y, z range over the set of terms for true concurrency, p, q, s range over the set of closed terms. The predicate $test(\phi, s)$ represents that ϕ holds in the state s , and $test(\epsilon, s)$ holds and $test(\delta, s)$ does not hold. $effect(e, s) \in S$ denotes s' in $s \xrightarrow{e} s'$. The predicate weakest precondition $wp(e, \phi)$ denotes that $\forall s \in S, test(\phi, effect(e, s))$ holds.

The set of axioms of *BATC_G* consists of the laws given in Table 17.

Note that, by eliminating atomic event from the process terms, the axioms in Table 17 will lead to a Boolean Algebra. And *G9* is a precondition of e and ϕ , *G10* is the weakest precondition of e and ϕ . A data environment with *effect* function is sufficiently deterministic, and it is obvious that if the weakest precondition is expressible and *G9*, *G10* are sound, then the related data environment is sufficiently deterministic.

Definition 3.11 (Basic terms of *BATC_G*). The set of basic terms of *BATC_G*, $\mathcal{B}(BATC_G)$, is inductively defined as follows:

1. $\mathbb{E} \subset \mathcal{B}(BATC_G)$;

No.	Axiom
A1	$x + y = y + x$
A2	$(x + y) + z = x + (y + z)$
A3	$x + x = x$
A4	$(x + y) \cdot z = x \cdot z + y \cdot z$
A5	$(x \cdot y) \cdot z = x \cdot (y \cdot z)$
A6	$x + \delta = x$
A7	$\delta \cdot x = \delta$
A8	$\epsilon \cdot x = x$
A9	$x \cdot \epsilon = x$
G1	$\phi \cdot \neg\phi = \delta$
G2	$\phi + \neg\phi = \epsilon$
G3	$\phi\delta = \delta$
G4	$\phi(x + y) = \phi x + \phi y$
G5	$\phi(x \cdot y) = \phi x \cdot y$
G6	$(\phi + \psi)x = \phi x + \psi x$
G7	$(\phi \cdot \psi) \cdot x = \phi \cdot (\psi \cdot x)$
G8	$\phi = \epsilon$ if $\forall s \in S.test(\phi, s)$
G9	$\phi_0 \cdots \phi_n = \delta$ if $\forall s \in S, \exists i \leq n.test(\neg\phi_i, s)$
G10	$wp(e, \phi)e\phi = wp(e, \phi)e$
G11	$\neg wp(e, \phi)e\neg\phi = \neg wp(e, \phi)e$

Table 17: Axioms of $BATC_G$

2. $G \subset \mathcal{B}(BATC_G)$;
3. if $e \in \mathbb{E}, t \in \mathcal{B}(BATC_G)$ then $e \cdot t \in \mathcal{B}(BATC_G)$;
4. if $\phi \in G, t \in \mathcal{B}(BATC_G)$ then $\phi \cdot t \in \mathcal{B}(BATC_G)$;
5. if $t, s \in \mathcal{B}(BATC_G)$ then $t + s \in \mathcal{B}(BATC_G)$.

Theorem 3.12 (Elimination theorem of $BATC_G$). *Let p be a closed $BATC_G$ term. Then there is a basic $BATC_G$ term q such that $BATC_G \vdash p = q$.*

We will define a term-deduction system which gives the operational semantics of $BATC_G$. We give the operational transition rules for ϵ , atomic guard $\phi \in G_{at}$, atomic event $e \in \mathbb{E}$, operators \cdot and $+$ as Table 18 shows. And the predicate $\xrightarrow{e} \surd$ represents successful termination after execution of the event e .

Note that, we replace the single atomic event $e \in \mathbb{E}$ by $X \subseteq \mathbb{E}$, we can obtain the pomset transition rules of $BATC_G$, and omit them.

Theorem 3.13 (Congruence of $BATC_G$ with respect to truly concurrent bisimulation equivalences). (1) *Pomset bisimulation equivalence \sim_p is a congruence with respect to $BATC_G$.*

(2) *Step bisimulation equivalence \sim_s is a congruence with respect to $BATC_G$.*

$$\begin{array}{c}
\overline{\langle \epsilon, s \rangle \rightarrow \langle \surd, s \rangle} \\
\overline{\langle e, s \rangle \xrightarrow{e} \langle \surd, s' \rangle} \text{ if } s' \in \text{effect}(e, s) \\
\overline{\langle \phi, s \rangle \rightarrow \langle \surd, s \rangle} \text{ if } \text{test}(\phi, s) \\
\frac{\langle x, s \rangle \xrightarrow{e} \langle \surd, s' \rangle}{\langle x + y, s \rangle \xrightarrow{e} \langle \surd, s' \rangle} \quad \frac{\langle x, s \rangle \xrightarrow{e} \langle x', s' \rangle}{\langle x + y, s \rangle \xrightarrow{e} \langle x', s' \rangle} \\
\frac{\langle y, s \rangle \xrightarrow{e} \langle \surd, s' \rangle}{\langle x + y, s \rangle \xrightarrow{e} \langle \surd, s' \rangle} \quad \frac{\langle y, s \rangle \xrightarrow{e} \langle y', s' \rangle}{\langle x + y, s \rangle \xrightarrow{e} \langle y', s' \rangle} \\
\frac{\langle x, s \rangle \xrightarrow{e} \langle \surd, s' \rangle}{\langle x \cdot y, s \rangle \xrightarrow{e} \langle y, s' \rangle} \quad \frac{\langle x, s \rangle \xrightarrow{e} \langle x', s' \rangle}{\langle x \cdot y, s \rangle \xrightarrow{e} \langle x' \cdot y, s' \rangle}
\end{array}$$

Table 18: Single event transition rules of $BATC_G$

(3) Hp-bisimulation equivalence \sim_{hp} is a congruence with respect to $BATC_G$.

(4) Hhp-bisimulation equivalence \sim_{hhp} is a congruence with respect to $BATC_G$.

Theorem 3.14 (Soundness of $BATC_G$ modulo truly concurrent bisimulation equivalences). (1)

Let x and y be $BATC_G$ terms. If $BATC \vdash x = y$, then $x \sim_p y$.

(2) Let x and y be $BATC_G$ terms. If $BATC \vdash x = y$, then $x \sim_s y$.

(3) Let x and y be $BATC_G$ terms. If $BATC \vdash x = y$, then $x \sim_{hp} y$.

(4) Let x and y be $BATC_G$ terms. If $BATC \vdash x = y$, then $x \sim_{hhp} y$.

Theorem 3.15 (Completeness of $BATC_G$ modulo truly concurrent bisimulation equivalences).

(1) Let p and q be closed $BATC_G$ terms, if $p \sim_p q$ then $p = q$.

(2) Let p and q be closed $BATC_G$ terms, if $p \sim_s q$ then $p = q$.

(3) Let p and q be closed $BATC_G$ terms, if $p \sim_{hp} q$ then $p = q$.

(4) Let p and q be closed $BATC_G$ terms, if $p \sim_{hhp} q$ then $p = q$.

Theorem 3.16 (Sufficient determinacy). All related data environments with respect to $BATC_G$ can be sufficiently deterministic.

3.3 APTC with Guards

In this subsection, we will extend $APTC$ with guards, which is abbreviated $APTC_G$. The set of basic guards G with element ϕ, ψ, \dots , which is extended by the following formation rules:

$$\phi ::= \delta | \epsilon | \neg \phi | \psi \in G_{at} | \phi + \psi | \phi \cdot \psi | \phi \parallel \psi$$

The set of axioms of $APTC_G$ including axioms of $BATC_G$ in Table 17 and the axioms are shown in Table 19.

No.	Axiom
<i>P1</i>	$x \bowtie y = x \parallel y + x \mid y$
<i>P2</i>	$e_1 \parallel (e_2 \cdot y) = (e_1 \parallel e_2) \cdot y$
<i>P3</i>	$(e_1 \cdot x) \parallel e_2 = (e_1 \parallel e_2) \cdot x$
<i>P4</i>	$(e_1 \cdot x) \parallel (e_2 \cdot y) = (e_1 \parallel e_2) \cdot (x \bowtie y)$
<i>P5</i>	$(x + y) \parallel z = (x \parallel z) + (y \parallel z)$
<i>P6</i>	$x \parallel (y + z) = (x \parallel y) + (x \parallel z)$
<i>P7</i>	$\delta \parallel x = \delta$
<i>P8</i>	$x \parallel \delta = \delta$
<i>P9</i>	$\epsilon \parallel x = x$
<i>P10</i>	$x \parallel \epsilon = x$
<i>C1</i>	$e_1 \mid e_2 = \gamma(e_1, e_2)$
<i>C2</i>	$e_1 \mid (e_2 \cdot y) = \gamma(e_1, e_2) \cdot y$
<i>C3</i>	$(e_1 \cdot x) \mid e_2 = \gamma(e_1, e_2) \cdot x$
<i>C4</i>	$(e_1 \cdot x) \mid (e_2 \cdot y) = \gamma(e_1, e_2) \cdot (x \bowtie y)$
<i>C5</i>	$(x + y) \mid z = (x \mid z) + (y \mid z)$
<i>C6</i>	$x \mid (y + z) = (x \mid y) + (x \mid z)$
<i>C7</i>	$\delta \mid x = \delta$
<i>C8</i>	$x \mid \delta = \delta$
<i>C9</i>	$\epsilon \mid x = \delta$
<i>C10</i>	$x \mid \epsilon = \delta$
<i>CE1</i>	$\Theta(e) = e$
<i>CE2</i>	$\Theta(\delta) = \delta$
<i>CE3</i>	$\Theta(\epsilon) = \epsilon$
<i>CE4</i>	$\Theta(x + y) = \Theta(x) \triangleleft y + \Theta(y) \triangleleft x$
<i>CE5</i>	$\Theta(x \cdot y) = \Theta(x) \cdot \Theta(y)$
<i>CE6</i>	$\Theta(x \parallel y) = ((\Theta(x) \triangleleft y) \parallel y) + ((\Theta(y) \triangleleft x) \parallel x)$
<i>CE7</i>	$\Theta(x \mid y) = ((\Theta(x) \triangleleft y) \mid y) + ((\Theta(y) \triangleleft x) \mid x)$
<i>U1</i>	$(\#(e_1, e_2)) \quad e_1 \triangleleft e_2 = \tau$
<i>U2</i>	$(\#(e_1, e_2), e_2 \leq e_3) \quad e_1 \triangleleft e_3 = e_1$
<i>U3</i>	$(\#(e_1, e_2), e_2 \leq e_3) \quad e_3 \triangleleft e_1 = \tau$
<i>U4</i>	$e \triangleleft \delta = e$
<i>U5</i>	$\delta \triangleleft e = \delta$
<i>U6</i>	$e \triangleleft \epsilon = e$
<i>U7</i>	$\epsilon \triangleleft e = e$
<i>U8</i>	$(x + y) \triangleleft z = (x \triangleleft z) + (y \triangleleft z)$
<i>U9</i>	$(x \cdot y) \triangleleft z = (x \triangleleft z) \cdot (y \triangleleft z)$
<i>U10</i>	$(x \parallel y) \triangleleft z = (x \triangleleft z) \parallel (y \triangleleft z)$
<i>U11</i>	$(x \mid y) \triangleleft z = (x \triangleleft z) \mid (y \triangleleft z)$
<i>U12</i>	$x \triangleleft (y + z) = (x \triangleleft y) \triangleleft z$
<i>U13</i>	$x \triangleleft (y \cdot z) = (x \triangleleft y) \triangleleft z$
<i>U14</i>	$x \triangleleft (y \parallel z) = (x \triangleleft y) \triangleleft z$
<i>U15</i>	$x \triangleleft (y \mid z) = (x \triangleleft y) \triangleleft z$

Table 19: Axioms of $APT C_G$

No.	Axiom
D1	$e \notin H \quad \partial_H(e) = e$
D2	$e \in H \quad \partial_H(e) = \delta$
D3	$\partial_H(\delta) = \delta$
D4	$\partial_H(x + y) = \partial_H(x) + \partial_H(y)$
D5	$\partial_H(x \cdot y) = \partial_H(x) \cdot \partial_H(y)$
D6	$\partial_H(x \parallel y) = \partial_H(x) \parallel \partial_H(y)$
G12	$\phi(x \parallel y) = \phi x \parallel \phi y$
G13	$\phi(x \mid y) = \phi x \mid \phi y$
G14	$\phi \parallel \delta = \delta$
G15	$\delta \parallel \phi = \delta$
G16	$\phi \mid \delta = \delta$
G17	$\delta \mid \phi = \delta$
G18	$\phi \parallel \epsilon = \phi$
G19	$\epsilon \parallel \phi = \phi$
G20	$\phi \mid \epsilon = \delta$
G21	$\epsilon \mid \phi = \delta$
G22	$\phi \parallel \neg\phi = \delta$
G23	$\Theta(\phi) = \phi$
G24	$\partial_H(\phi) = \phi$
G25	$\phi_0 \parallel \dots \parallel \phi_n = \delta$ if $\forall s_0, \dots, s_n \in S, \exists i \leq n. test(\neg\phi_i, s_0 \cup \dots \cup s_n)$

Table 20: Axioms of $APTC_G$ (continuing)

Definition 3.17 (Basic terms of $APTC_G$). *The set of basic terms of $APTC_G$, $\mathcal{B}(APTC_G)$, is inductively defined as follows:*

1. $\mathbb{E} \subset \mathcal{B}(APTC_G)$;
2. $G \subset \mathcal{B}(APTC_G)$;
3. if $e \in \mathbb{E}, t \in \mathcal{B}(APTC_G)$ then $e \cdot t \in \mathcal{B}(APTC_G)$;
4. if $\phi \in G, t \in \mathcal{B}(APTC_G)$ then $\phi \cdot t \in \mathcal{B}(APTC_G)$;
5. if $t, s \in \mathcal{B}(APTC_G)$ then $t + s \in \mathcal{B}(APTC_G)$.
6. if $t, s \in \mathcal{B}(APTC_G)$ then $t \parallel s \in \mathcal{B}(APTC_G)$.

Based on the definition of basic terms for $APTC_G$ (see Definition 3.17) and axioms of $APTC_G$, we can prove the elimination theorem of $APTC_G$.

Theorem 3.18 (Elimination theorem of $APTC_G$). *Let p be a closed $APTC_G$ term. Then there is a basic $APTC_G$ term q such that $APTC_G \vdash p = q$.*

$\frac{}{\langle e_1 \parallel \dots \parallel e_n, s \rangle \xrightarrow{\{e_1, \dots, e_n\}} \langle \surd, s' \rangle}$	$\text{if } s' \in \text{effect}(e_1, s) \cup \dots \cup \text{effect}(e_n, s)$
$\frac{}{\langle \phi_1 \parallel \dots \parallel \phi_n, s \rangle \rightarrow \langle \surd, s \rangle}$	$\text{if } \text{test}(\phi_1, s), \dots, \text{test}(\phi_n, s)$
$\frac{\langle x, s \rangle \xrightarrow{e_1} \langle \surd, s' \rangle \quad \langle y, s \rangle \xrightarrow{e_2} \langle \surd, s'' \rangle}{\langle x \parallel y, s \rangle \xrightarrow{\{e_1, e_2\}} \langle \surd, s' \cup s'' \rangle}$	$\frac{\langle x, s \rangle \xrightarrow{e_1} \langle x', s' \rangle \quad \langle y, s \rangle \xrightarrow{e_2} \langle \surd, s'' \rangle}{\langle x \parallel y, s \rangle \xrightarrow{\{e_1, e_2\}} \langle x', s' \cup s'' \rangle}$
$\frac{\langle x, s \rangle \xrightarrow{e_1} \langle \surd, s' \rangle \quad \langle y, s \rangle \xrightarrow{e_2} \langle y', s'' \rangle}{\langle x \parallel y, s \rangle \xrightarrow{\{e_1, e_2\}} \langle y', s' \cup s'' \rangle}$	$\frac{\langle x, s \rangle \xrightarrow{e_1} \langle x', s' \rangle \quad \langle y, s \rangle \xrightarrow{e_2} \langle y', s'' \rangle}{\langle x \parallel y, s \rangle \xrightarrow{\{e_1, e_2\}} \langle x' \bowtie y', s' \cup s'' \rangle}$
$\frac{\langle x, s \rangle \xrightarrow{e_1} \langle \surd, s' \rangle \quad \langle y, s \rangle \not\xrightarrow{e_2} (e_1 \% e_2)}{\langle x \parallel y, s \rangle \xrightarrow{e_1} \langle y, s' \rangle}$	$\frac{\langle x, s \rangle \xrightarrow{e_1} \langle x', s' \rangle \quad \langle y, s \rangle \not\xrightarrow{e_2} (e_1 \% e_2)}{\langle x \parallel y, s \rangle \xrightarrow{e_1} \langle x' \bowtie y, s' \rangle}$
$\frac{\langle x, s \rangle \not\xrightarrow{e_1} \langle y, s \rangle \xrightarrow{e_2} \langle \surd, s'' \rangle \quad (e_1 \% e_2)}{\langle x \parallel y, s \rangle \xrightarrow{e_2} \langle x, s'' \rangle}$	$\frac{\langle x, s \rangle \not\xrightarrow{e_1} \langle y, s \rangle \xrightarrow{e_2} \langle y', s'' \rangle \quad (e_1 \% e_2)}{\langle x \parallel y, s \rangle \xrightarrow{e_2} \langle x \bowtie y', s'' \rangle}$
$\frac{\langle x, s \rangle \xrightarrow{e_1} \langle \surd, s' \rangle \quad \langle y, s \rangle \xrightarrow{e_2} \langle \surd, s'' \rangle}{\langle x \mid y, s \rangle \xrightarrow{\gamma(e_1, e_2)} \langle \surd, \text{effect}(\gamma(e_1, e_2), s) \rangle}$	$\frac{\langle x, s \rangle \xrightarrow{e_1} \langle x', s' \rangle \quad \langle y, s \rangle \xrightarrow{e_2} \langle \surd, s'' \rangle}{\langle x \mid y, s \rangle \xrightarrow{\gamma(e_1, e_2)} \langle x', \text{effect}(\gamma(e_1, e_2), s) \rangle}$
$\frac{\langle x, s \rangle \xrightarrow{e_1} \langle \surd, s' \rangle \quad \langle y, s \rangle \xrightarrow{e_2} \langle y', s'' \rangle}{\langle x \mid y, s \rangle \xrightarrow{\gamma(e_1, e_2)} \langle y', \text{effect}(\gamma(e_1, e_2), s) \rangle}$	$\frac{\langle x, s \rangle \xrightarrow{e_1} \langle x', s' \rangle \quad \langle y, s \rangle \xrightarrow{e_2} \langle y', s'' \rangle}{\langle x \mid y, s \rangle \xrightarrow{\gamma(e_1, e_2)} \langle x' \bowtie y', \text{effect}(\gamma(e_1, e_2), s) \rangle}$
$\frac{\langle x, s \rangle \xrightarrow{e_1} \langle \surd, s' \rangle \quad (\#(e_1, e_2))}{\langle \Theta(x), s \rangle \xrightarrow{e_1} \langle \surd, s' \rangle}$	$\frac{\langle x, s \rangle \xrightarrow{e_2} \langle \surd, s'' \rangle \quad (\#(e_1, e_2))}{\langle \Theta(x), s \rangle \xrightarrow{e_2} \langle \surd, s'' \rangle}$
$\frac{\langle x, s \rangle \xrightarrow{e_1} \langle x', s' \rangle \quad (\#(e_1, e_2))}{\langle \Theta(x), s \rangle \xrightarrow{e_1} \langle \Theta(x'), s' \rangle}$	$\frac{\langle x, s \rangle \xrightarrow{e_2} \langle x'', s'' \rangle \quad (\#(e_1, e_2))}{\langle \Theta(x), s \rangle \xrightarrow{e_2} \langle \Theta(x''), s'' \rangle}$
$\frac{\langle x, s \rangle \xrightarrow{e_1} \langle \surd, s' \rangle \quad \langle y, s \rangle \not\xrightarrow{e_2} (\#(e_1, e_2))}{\langle x \triangleleft y, s \rangle \xrightarrow{\tau} \langle \surd, s' \rangle}$	$\frac{\langle x, s \rangle \xrightarrow{e_1} \langle x', s' \rangle \quad \langle y, s \rangle \not\xrightarrow{e_2} (\#(e_1, e_2))}{\langle x \triangleleft y, s \rangle \xrightarrow{\tau} \langle x', s' \rangle}$
$\frac{\langle x, s \rangle \xrightarrow{e_1} \langle \surd, s \rangle \quad \langle y, s \rangle \not\xrightarrow{e_3} (\#(e_1, e_2), e_2 \leq e_3)}{\langle x \triangleleft y, s \rangle \xrightarrow{e_1} \langle \surd, s' \rangle}$	$\frac{\langle x, s \rangle \xrightarrow{e_1} \langle x', s' \rangle \quad \langle y, s \rangle \not\xrightarrow{e_3} (\#(e_1, e_2), e_2 \leq e_3)}{\langle x \triangleleft y, s \rangle \xrightarrow{e_1} \langle x', s' \rangle}$
$\frac{\langle x, s \rangle \xrightarrow{e_3} \langle \surd, s' \rangle \quad \langle y, s \rangle \not\xrightarrow{e_2} (\#(e_1, e_2), e_1 \leq e_3)}{\langle x \triangleleft y, s \rangle \xrightarrow{\tau} \langle \surd, s' \rangle}$	$\frac{\langle x, s \rangle \xrightarrow{e_3} \langle x', s' \rangle \quad \langle y, s \rangle \not\xrightarrow{e_2} (\#(e_1, e_2), e_1 \leq e_3)}{\langle x \triangleleft y, s \rangle \xrightarrow{\tau} \langle x', s' \rangle}$
$\frac{\langle x, s \rangle \xrightarrow{e} \langle \surd, s' \rangle}{\langle \partial_H(x), s \rangle \xrightarrow{e} \langle \surd, s' \rangle} \quad (e \notin H)$	$\frac{\langle x, s \rangle \xrightarrow{e} \langle x', s' \rangle}{\langle \partial_H(x), s \rangle \xrightarrow{e} \langle \partial_H(x'), s' \rangle} \quad (e \notin H)$

Table 21: Transition rules of $APT C_G$

We will define a term-deduction system which gives the operational semantics of $APTC_G$. Two atomic events e_1 and e_2 are in race condition, which are denoted $e_1 \not\% e_2$.

Theorem 3.19 (Generalization of $APTC_G$ with respect to $BATC_G$). *$APTC_G$ is a generalization of $BATC_G$.*

Theorem 3.20 (Congruence of $APTC_G$ with respect to truly concurrent bisimulation equivalences). (1) *Pomset bisimulation equivalence \sim_p is a congruence with respect to $APTC_G$.*

(2) *Step bisimulation equivalence \sim_s is a congruence with respect to $APTC_G$.*

(3) *Hp-bisimulation equivalence \sim_{hp} is a congruence with respect to $APTC_G$.*

(4) *Hhp-bisimulation equivalence \sim_{hhp} is a congruence with respect to $APTC_G$.*

Theorem 3.21 (Soundness of $APTC_G$ modulo truly concurrent bisimulation equivalences). (1) *Let x and y be $APTC_G$ terms. If $APTC \vdash x = y$, then $x \sim_p y$.*

(2) *Let x and y be $APTC_G$ terms. If $APTC \vdash x = y$, then $x \sim_s y$.*

(3) *Let x and y be $APTC_G$ terms. If $APTC \vdash x = y$, then $x \sim_{hp} y$.*

Theorem 3.22 (Completeness of $APTC_G$ modulo truly concurrent bisimulation equivalences).

(1) *Let p and q be closed $APTC_G$ terms, if $p \sim_p q$ then $p = q$.*

(2) *Let p and q be closed $APTC_G$ terms, if $p \sim_s q$ then $p = q$.*

(3) *Let p and q be closed $APTC_G$ terms, if $p \sim_{hp} q$ then $p = q$.*

Theorem 3.23 (Sufficient determinacy). *All related data environments with respect to $APTC_G$ can be sufficiently deterministic.*

3.4 Recursion

In this subsection, we introduce recursion to capture infinite processes based on $APTC_G$. In the following, E, F, G are recursion specifications, X, Y, Z are recursive variables.

Definition 3.24 (Guarded recursive specification). *A recursive specification*

$$X_1 = t_1(X_1, \dots, X_n)$$

...

$$X_n = t_n(X_1, \dots, X_n)$$

is guarded if the right-hand sides of its recursive equations can be adapted to the form by applications of the axioms in $APTC$ and replacing recursion variables by the right-hand sides of their recursive equations,

$$(a_{11} \parallel \dots \parallel a_{1i_1}) \cdot s_1(X_1, \dots, X_n) + \dots + (a_{k1} \parallel \dots \parallel a_{ki_k}) \cdot s_k(X_1, \dots, X_n) + (b_{11} \parallel \dots \parallel b_{1j_1}) + \dots + (b_{l_1} \parallel \dots \parallel b_{lj_l})$$

where $a_{11}, \dots, a_{1i_1}, a_{k1}, \dots, a_{ki_k}, b_{11}, \dots, b_{1j_1}, b_{l_1}, \dots, b_{lj_l} \in \mathbb{E}$, and the sum above is allowed to be empty, in which case it represents the deadlock δ . And there does not exist an infinite sequence of ϵ -transitions $\langle X|E \rangle \rightarrow \langle X'|E \rangle \rightarrow \langle X''|E \rangle \rightarrow \dots$.

$$\begin{array}{c}
\frac{\langle t_i(\langle X_1|E \rangle, \dots, \langle X_n|E \rangle), s \rangle \xrightarrow{\{e_1, \dots, e_k\}} \langle \surd, s' \rangle}{\langle \langle X_i|E \rangle, s \rangle \xrightarrow{\{e_1, \dots, e_k\}} \langle \surd, s' \rangle} \\
\frac{\langle t_i(\langle X_1|E \rangle, \dots, \langle X_n|E \rangle), s \rangle \xrightarrow{\{e_1, \dots, e_k\}} \langle y, s' \rangle}{\langle \langle X_i|E \rangle, s \rangle \xrightarrow{\{e_1, \dots, e_k\}} \langle y, s' \rangle}
\end{array}$$

Table 22: Transition rules of guarded recursion

Theorem 3.25 (Conservativity of $APTC_G$ with guarded recursion). *$APTC_G$ with guarded recursion is a conservative extension of $APTC_G$.*

Theorem 3.26 (Congruence theorem of $APTC_G$ with guarded recursion). *Truly concurrent bisimulation equivalences \sim_p , \sim_s and \sim_{hp} are all congruences with respect to $APTC_G$ with guarded recursion.*

Theorem 3.27 (Elimination theorem of $APTC_G$ with linear recursion). *Each process term in $APTC_G$ with linear recursion is equal to a process term $\langle X_1|E \rangle$ with E a linear recursive specification.*

Theorem 3.28 (Soundness of $APTC_G$ with guarded recursion). *Let x and y be $APTC_G$ with guarded recursion terms. If $APTC_G$ with guarded recursion $\vdash x = y$, then*

- (1) $x \sim_s y$.
- (2) $x \sim_p y$.
- (3) $x \sim_{hp} y$.

Theorem 3.29 (Completeness of $APTC_G$ with linear recursion). *Let p and q be closed $APTC_G$ with linear recursion terms, then,*

- (1) if $p \sim_s q$ then $p = q$.
- (2) if $p \sim_p q$ then $p = q$.
- (3) if $p \sim_{hp} q$ then $p = q$.

3.5 Abstraction

To abstract away from the internal implementations of a program, and verify that the program exhibits the desired external behaviors, the silent step τ and abstraction operator τ_I are introduced, where $I \subseteq \mathbb{E} \cup G_{at}$ denotes the internal events or guards. The silent step τ represents the internal events or guards, when we consider the external behaviors of a process, τ steps can be removed, that is, τ steps must keep silent. The transition rule of τ is shown in Table 23. In the following, let the atomic event e range over $\mathbb{E} \cup \{\epsilon\} \cup \{\delta\} \cup \{\tau\}$, and ϕ range over $G \cup \{\tau\}$, and let the communication function $\gamma : \mathbb{E} \cup \{\tau\} \times \mathbb{E} \cup \{\tau\} \rightarrow \mathbb{E} \cup \{\delta\}$, with each communication involved τ resulting in δ . We use $\tau(s)$ to denote $effect(\tau, s)$, for the fact that τ only change the state of internal data environment, that is, for the external data environments, $s = \tau(s)$.

$$\frac{}{\langle \tau, s \rangle \rightarrow \langle \surd, s \rangle} \text{ if } \text{test}(\tau, s)$$

$$\frac{}{\langle \tau, s \rangle \xrightarrow{\tau} \langle \surd, \tau(s) \rangle}$$

Table 23: Transition rule of the silent step

In section 3.1, we introduce τ into event structure, and also give the concept of weakly true concurrency. In this subsection, we give the concepts of rooted branching truly concurrent bisimulation equivalences, based on these concepts, we can design the axiom system of the silent step τ and the abstraction operator τ_I .

Definition 3.30 (Branching pomset, step bisimulation). *Assume a special termination predicate \downarrow , and let \surd represent a state with $\surd \downarrow$. Let $\mathcal{E}_1, \mathcal{E}_2$ be PESs. A branching pomset bisimulation is a relation $R \subseteq \langle \mathcal{C}(\mathcal{E}_1), S \rangle \times \langle \mathcal{C}(\mathcal{E}_2), S \rangle$, such that:*

1. *if $(\langle C_1, s \rangle, \langle C_2, s \rangle) \in R$, and $\langle C_1, s \rangle \xrightarrow{X} \langle C'_1, s' \rangle$ then*
 - *either $X \equiv \tau^*$, and $(\langle C'_1, s' \rangle, \langle C_2, s \rangle) \in R$ with $s' \in \tau(s)$;*
 - *or there is a sequence of (zero or more) τ -transitions $\langle C_2, s \rangle \xrightarrow{\tau^*} \langle C_2^0, s^0 \rangle$, such that $(\langle C_1, s \rangle, \langle C_2^0, s^0 \rangle) \in R$ and $\langle C_2^0, s^0 \rangle \xrightarrow{X} \langle C'_2, s' \rangle$ with $(\langle C'_1, s' \rangle, \langle C'_2, s' \rangle) \in R$;*
2. *if $(\langle C_1, s \rangle, \langle C_2, s \rangle) \in R$, and $\langle C_2, s \rangle \xrightarrow{X} \langle C'_2, s' \rangle$ then*
 - *either $X \equiv \tau^*$, and $(\langle C_1, s \rangle, \langle C'_2, s' \rangle) \in R$;*
 - *or there is a sequence of (zero or more) τ -transitions $\langle C_1, s \rangle \xrightarrow{\tau^*} \langle C_1^0, s^0 \rangle$, such that $(\langle C_1^0, s^0 \rangle, \langle C_2, s \rangle) \in R$ and $\langle C_1^0, s^0 \rangle \xrightarrow{X} \langle C'_1, s' \rangle$ with $(\langle C'_1, s' \rangle, \langle C'_2, s' \rangle) \in R$;*
3. *if $(\langle C_1, s \rangle, \langle C_2, s \rangle) \in R$ and $\langle C_1, s \rangle \downarrow$, then there is a sequence of (zero or more) τ -transitions $\langle C_2, s \rangle \xrightarrow{\tau^*} \langle C_2^0, s^0 \rangle$ such that $(\langle C_1, s \rangle, \langle C_2^0, s^0 \rangle) \in R$ and $\langle C_2^0, s^0 \rangle \downarrow$;*
4. *if $(\langle C_1, s \rangle, \langle C_2, s \rangle) \in R$ and $\langle C_2, s \rangle \downarrow$, then there is a sequence of (zero or more) τ -transitions $\langle C_1, s \rangle \xrightarrow{\tau^*} \langle C_1^0, s^0 \rangle$ such that $(\langle C_1^0, s^0 \rangle, \langle C_2, s \rangle) \in R$ and $\langle C_1^0, s^0 \rangle \downarrow$.*

We say that $\mathcal{E}_1, \mathcal{E}_2$ are branching pomset bisimilar, written $\mathcal{E}_1 \approx_{bp} \mathcal{E}_2$, if there exists a branching pomset bisimulation R , such that $(\langle \emptyset, \emptyset \rangle, \langle \emptyset, \emptyset \rangle) \in R$.

By replacing pomset transitions with steps, we can get the definition of branching step bisimulation. When PESs \mathcal{E}_1 and \mathcal{E}_2 are branching step bisimilar, we write $\mathcal{E}_1 \approx_{bs} \mathcal{E}_2$.

Definition 3.31 (Rooted branching pomset, step bisimulation). *Assume a special termination predicate \downarrow , and let \surd represent a state with $\surd \downarrow$. Let $\mathcal{E}_1, \mathcal{E}_2$ be PESs. A rooted branching pomset bisimulation is a relation $R \subseteq \langle \mathcal{C}(\mathcal{E}_1), S \rangle \times \langle \mathcal{C}(\mathcal{E}_2), S \rangle$, such that:*

1. *if $(\langle C_1, s \rangle, \langle C_2, s \rangle) \in R$, and $\langle C_1, s \rangle \xrightarrow{X} \langle C'_1, s' \rangle$ then $\langle C_2, s \rangle \xrightarrow{X} \langle C'_2, s' \rangle$ with $\langle C'_1, s' \rangle \approx_{bp} \langle C'_2, s' \rangle$;*

2. if $(\langle C_1, s \rangle, \langle C_2, s \rangle) \in R$, and $\langle C_2, s \rangle \xrightarrow{X} \langle C'_2, s' \rangle$ then $\langle C_1, s \rangle \xrightarrow{X} \langle C'_1, s' \rangle$ with $\langle C'_1, s' \rangle \approx_{bp} \langle C'_2, s' \rangle$;
3. if $(\langle C_1, s \rangle, \langle C_2, s \rangle) \in R$ and $\langle C_1, s \rangle \downarrow$, then $\langle C_2, s \rangle \downarrow$;
4. if $(\langle C_1, s \rangle, \langle C_2, s \rangle) \in R$ and $\langle C_2, s \rangle \downarrow$, then $\langle C_1, s \rangle \downarrow$.

We say that $\mathcal{E}_1, \mathcal{E}_2$ are rooted branching pomset bisimilar, written $\mathcal{E}_1 \approx_{rbp} \mathcal{E}_2$, if there exists a rooted branching pomset bisimulation R , such that $(\langle \emptyset, \emptyset \rangle, \langle \emptyset, \emptyset \rangle) \in R$.

By replacing pomset transitions with steps, we can get the definition of rooted branching step bisimulation. When PESs \mathcal{E}_1 and \mathcal{E}_2 are rooted branching step bisimilar, we write $\mathcal{E}_1 \approx_{rbs} \mathcal{E}_2$.

Definition 3.32 (Branching (hereditary) history-preserving bisimulation). *Assume a special termination predicate \downarrow , and let \surd represent a state with $\surd \downarrow$. A branching history-preserving (hp-) bisimulation is a weakly posetal relation $R \subseteq \langle \mathcal{C}(\mathcal{E}_1), S \rangle \bar{\times} \langle \mathcal{C}(\mathcal{E}_2), S \rangle$ such that:*

1. if $(\langle C_1, s \rangle, f, \langle C_2, s \rangle) \in R$, and $\langle C_1, s \rangle \xrightarrow{e_1} \langle C'_1, s' \rangle$ then
 - either $e_1 \equiv \tau$, and $(\langle C'_1, s' \rangle, f[e_1 \mapsto \tau], \langle C_2, s \rangle) \in R$;
 - or there is a sequence of (zero or more) τ -transitions $\langle C_2, s \rangle \xrightarrow{\tau^*} \langle C_2^0, s^0 \rangle$, such that $(\langle C_1, s \rangle, f, \langle C_2^0, s^0 \rangle) \in R$ and $\langle C_2^0, s^0 \rangle \xrightarrow{e_2} \langle C'_2, s' \rangle$ with $(\langle C'_1, s' \rangle, f[e_1 \mapsto e_2], \langle C'_2, s' \rangle) \in R$;
2. if $(\langle C_1, s \rangle, f, \langle C_2, s \rangle) \in R$, and $\langle C_2, s \rangle \xrightarrow{e_2} \langle C'_2, s' \rangle$ then
 - either $e_2 \equiv \tau$, and $(\langle C_1, s \rangle, f[e_2 \mapsto \tau], \langle C'_2, s' \rangle) \in R$;
 - or there is a sequence of (zero or more) τ -transitions $\langle C_1, s \rangle \xrightarrow{\tau^*} \langle C_1^0, s^0 \rangle$, such that $(\langle C_1^0, s^0 \rangle, f, \langle C_2, s \rangle) \in R$ and $\langle C_1^0, s^0 \rangle \xrightarrow{e_1} \langle C'_1, s' \rangle$ with $(\langle C'_1, s' \rangle, f[e_2 \mapsto e_1], \langle C'_2, s' \rangle) \in R$;
3. if $(\langle C_1, s \rangle, f, \langle C_2, s \rangle) \in R$ and $\langle C_1, s \rangle \downarrow$, then there is a sequence of (zero or more) τ -transitions $\langle C_2, s \rangle \xrightarrow{\tau^*} \langle C_2^0, s^0 \rangle$ such that $(\langle C_1, s \rangle, f, \langle C_2^0, s^0 \rangle) \in R$ and $\langle C_2^0, s^0 \rangle \downarrow$;
4. if $(\langle C_1, s \rangle, f, \langle C_2, s \rangle) \in R$ and $\langle C_2, s \rangle \downarrow$, then there is a sequence of (zero or more) τ -transitions $\langle C_1, s \rangle \xrightarrow{\tau^*} \langle C_1^0, s^0 \rangle$ such that $(\langle C_1^0, s^0 \rangle, f, \langle C_2, s \rangle) \in R$ and $\langle C_1^0, s^0 \rangle \downarrow$.

$\mathcal{E}_1, \mathcal{E}_2$ are branching history-preserving (hp-)bisimilar and are written $\mathcal{E}_1 \approx_{bhp} \mathcal{E}_2$ if there exists a branching hp-bisimulation R such that $(\langle \emptyset, \emptyset \rangle, \emptyset, \langle \emptyset, \emptyset \rangle) \in R$.

A branching hereditary history-preserving (hhp-)bisimulation is a downward closed branching hp-bisimulation. $\mathcal{E}_1, \mathcal{E}_2$ are branching hereditary history-preserving (hhp-)bisimilar and are written $\mathcal{E}_1 \approx_{bhhp} \mathcal{E}_2$.

Definition 3.33 (Rooted branching (hereditary) history-preserving bisimulation). *Assume a special termination predicate \downarrow , and let \surd represent a state with $\surd \downarrow$. A rooted branching history-preserving (hp-) bisimulation is a weakly posetal relation $R \subseteq \langle \mathcal{C}(\mathcal{E}_1), S \rangle \bar{\times} \langle \mathcal{C}(\mathcal{E}_2), S \rangle$ such that:*

1. if $(\langle C_1, s \rangle, f, \langle C_2, s \rangle) \in R$, and $\langle C_1, s \rangle \xrightarrow{e_1} \langle C'_1, s' \rangle$, then $\langle C_2, s \rangle \xrightarrow{e_2} \langle C'_2, s' \rangle$ with $\langle C'_1, s' \rangle \approx_{bhp} \langle C'_2, s' \rangle$;

No.	Axiom
B1	$e \cdot \tau = e$
B2	$e \cdot (\tau \cdot (x + y) + x) = e \cdot (x + y)$
B3	$x \parallel \tau = x$
G26	$\phi \cdot \tau = \phi$
G27	$\phi \cdot (\tau \cdot (x + y) + x) = \phi \cdot (x + y)$

Table 24: Axioms of silent step

2. if $(\langle C_1, s \rangle, f, \langle C_2, s \rangle) \in R$, and $\langle C_2, s \rangle \xrightarrow{e_2} \langle C'_2, s' \rangle$, then $\langle C_1, s \rangle \xrightarrow{e_1} \langle C'_1, s' \rangle$ with $\langle C'_1, s' \rangle \approx_{bhp} \langle C'_2, s' \rangle$;
3. if $(\langle C_1, s \rangle, f, \langle C_2, s \rangle) \in R$ and $\langle C_1, s \rangle \downarrow$, then $\langle C_2, s \rangle \downarrow$;
4. if $(\langle C_1, s \rangle, f, \langle C_2, s \rangle) \in R$ and $\langle C_2, s \rangle \downarrow$, then $\langle C_1, s \rangle \downarrow$.

$\mathcal{E}_1, \mathcal{E}_2$ are rooted branching history-preserving (hp-)bisimilar and are written $\mathcal{E}_1 \approx_{rbhp} \mathcal{E}_2$ if there exists a rooted branching hp-bisimulation R such that $(\langle \emptyset, \emptyset \rangle, \emptyset, \langle \emptyset, \emptyset \rangle) \in R$.

A rooted branching hereditary history-preserving (hhp-)bisimulation is a downward closed rooted branching hp-bisimulation. $\mathcal{E}_1, \mathcal{E}_2$ are rooted branching hereditary history-preserving (hhp-)bisimilar and are written $\mathcal{E}_1 \approx_{rbhhp} \mathcal{E}_2$.

Definition 3.34 (Guarded linear recursive specification). *A linear recursive specification E is guarded if there does not exist an infinite sequence of τ -transitions $\langle X|E \rangle \xrightarrow{\tau} \langle X'|E \rangle \xrightarrow{\tau} \langle X''|E \rangle \xrightarrow{\tau} \dots$, and there does not exist an infinite sequence of ϵ -transitions $\langle X|E \rangle \rightarrow \langle X'|E \rangle \rightarrow \langle X''|E \rangle \rightarrow \dots$.*

Theorem 3.35 (Conservativity of $APTC_G$ with silent step and guarded linear recursion). *$APTC_G$ with silent step and guarded linear recursion is a conservative extension of $APTC_G$ with linear recursion.*

Theorem 3.36 (Congruence theorem of $APTC_G$ with silent step and guarded linear recursion). *Rooted branching truly concurrent bisimulation equivalences \approx_{rbp} , \approx_{rbs} and \approx_{rbhp} are all congruences with respect to $APTC_G$ with silent step and guarded linear recursion.*

We design the axioms for the silent step τ in Table 24.

Theorem 3.37 (Elimination theorem of $APTC_G$ with silent step and guarded linear recursion). *Each process term in $APTC_G$ with silent step and guarded linear recursion is equal to a process term $\langle X_1|E \rangle$ with E a guarded linear recursive specification.*

Theorem 3.38 (Soundness of $APTC_G$ with silent step and guarded linear recursion). *Let x and y be $APTC_G$ with silent step and guarded linear recursion terms. If $APTC_G$ with silent step and guarded linear recursion $\vdash x = y$, then*

- (1) $x \approx_{rbs} y$.
- (2) $x \approx_{rbp} y$.
- (3) $x \approx_{rbhp} y$.

$$\begin{array}{ccc}
\frac{\langle x, s \rangle \xrightarrow{e} \langle \surd, s' \rangle}{\langle \tau_I(x), s \rangle \xrightarrow{e} \langle \surd, s' \rangle} & e \notin I & \frac{\langle x, s \rangle \xrightarrow{e} \langle x', s' \rangle}{\langle \tau_I(x), s \rangle \xrightarrow{e} \langle \tau_I(x'), s' \rangle} & e \notin I \\
\frac{\langle x, s \rangle \xrightarrow{e} \langle \surd, s' \rangle}{\langle \tau_I(x), s \rangle \xrightarrow{\tau} \langle \surd, \tau(s) \rangle} & e \in I & \frac{\langle x, s \rangle \xrightarrow{e} \langle x', s' \rangle}{\langle \tau_I(x), s \rangle \xrightarrow{\tau} \langle \tau_I(x'), \tau(s) \rangle} & e \in I
\end{array}$$

Table 25: Transition rule of the abstraction operator

No.	Axiom
TI1	$e \notin I \quad \tau_I(e) = e$
TI2	$e \in I \quad \tau_I(e) = \tau$
TI3	$\tau_I(\delta) = \delta$
TI4	$\tau_I(x + y) = \tau_I(x) + \tau_I(y)$
TI5	$\tau_I(x \cdot y) = \tau_I(x) \cdot \tau_I(y)$
TI6	$\tau_I(x \parallel y) = \tau_I(x) \parallel \tau_I(y)$
G28	$\phi \notin I \quad \tau_I(\phi) = \phi$
G29	$\phi \in I \quad \tau_I(\phi) = \tau$

Table 26: Axioms of abstraction operator

Theorem 3.39 (Completeness of $APTC_G$ with silent step and guarded linear recursion). *Let p and q be closed $APTC_G$ with silent step and guarded linear recursion terms, then,*

- (1) *if $p \approx_{rbs} q$ then $p = q$.*
- (2) *if $p \approx_{rbp} q$ then $p = q$.*
- (3) *if $p \approx_{rbhp} q$ then $p = q$.*

The unary abstraction operator τ_I ($I \subseteq \mathbb{E} \cup G_{at}$) renames all atomic events or atomic guards in I into τ . $APTC_G$ with silent step and abstraction operator is called $APTC_{G_\tau}$. The transition rules of operator τ_I are shown in Table 25.

Theorem 3.40 (Conservativity of $APTC_{G_\tau}$ with guarded linear recursion). *$APTC_{G_\tau}$ with guarded linear recursion is a conservative extension of $APTC_G$ with silent step and guarded linear recursion.*

Theorem 3.41 (Congruence theorem of $APTC_{G_\tau}$ with guarded linear recursion). *Rooted branching truly concurrent bisimulation equivalences \approx_{rbp} , \approx_{rbs} and \approx_{rbhp} are all congruences with respect to $APTC_{G_\tau}$ with guarded linear recursion.*

We design the axioms for the abstraction operator τ_I in Table 26.

Theorem 3.42 (Soundness of $APTC_{G_\tau}$ with guarded linear recursion). *Let x and y be $APTC_{G_\tau}$ with guarded linear recursion terms. If $APTC_{G_\tau}$ with guarded linear recursion $\vdash x = y$, then*

- (1) $x \approx_{rbs} y$.
- (2) $x \approx_{rbp} y$.
- (3) $x \approx_{rbhp} y$.

Though τ -loops are prohibited in guarded linear recursive specifications (see Definition 3.34) in a specifiable way, they can be constructed using the abstraction operator, for example, there exist τ -loops in the process term $\tau_{\{a\}}(\langle X | X = aX \rangle)$. To avoid τ -loops caused by τ_I and ensure fairness, the concept of cluster and *CFAR* (Cluster Fair Abstraction Rule) [4] are still needed.

Theorem 3.43 (Completeness of $APTC_{G\tau}$ with guarded linear recursion and *CFAR*). *Let p and q be closed $APTC_{G\tau}$ with guarded linear recursion and *CFAR* terms, then,*

- (1) *if $p \approx_{rbs} q$ then $p = q$.*
- (2) *if $p \approx_{rbp} q$ then $p = q$.*
- (3) *if $p \approx_{rbhp} q$ then $p = q$.*

4 Secure APTC

Cryptography mainly includes two aspects: the cryptographic operations and security protocols. The former includes symmetric and asymmetric encryption/decryption, hash, digital signatures, message authentication codes, random sequence generation, and XOR, etc. The latter includes the computational logic driven by the security application logics among the cryptographic operations.

In this chapter, we model the above two cryptographic properties by APTC ($APTC_G$). In section 4.1, we model symmetric encryption/decryption by APTC. And we model asymmetric encryption/decryption, hash, digital signatures, message authentication codes, random sequence generation, blind signatures, and XOR in section 4.2, 4.3, 4.4, 4.5, 4.6, 4.7,4.8. In section 4.9, we extended the communication merge to support data substitution. Finally, in section 4.10, we show that how to analyze the security protocols by use of APTC ($APTC_G$).

4.1 Symmetric Encryption

In the symmetric encryption and decryption, there uses only one key k . The inputs of symmetric encryption are the key k and the plaintext D and the output is the ciphertext, so we treat the symmetric encryption as an atomic action denoted $enc_k(D)$. We also use $ENC_k(D)$ to denote the ciphertext output. The inputs of symmetric decryption are the same key k and the ciphertext $ENC_k(D)$ and output is the plaintext D , we also treat the symmetric decryption as an atomic action $dec_k(ENC_k(D))$. And we also use $DEC_k(ENC_k(D))$ to denote the output of the corresponding decryption.

For D is plaintext, it is obvious that $DEC_k(ENC_k(D)) = D$ and $enc_k(D) \leq dec_k(ENC_k(D))$, where \leq is the causal relation; and for D is the ciphertext, $ENC_k(DEC_k(D)) = D$ and $dec_k(D) \leq enc_k(DEC_k(D))$ hold.

4.2 Asymmetric Encryption

In the asymmetric encryption and decryption, there uses two keys: the public key pk_s and the private key sk_s generated from the same seed s . The inputs of asymmetric encryption are the key pk_s or sk_s and the plaintext D and the output is the ciphertext, so we treat the asymmetric encryption as an atomic action denoted $enc_{pk_s}(D)$ or $enc_{sk_s}(D)$. We also use $ENC_{pk_s}(D)$ and $ENC_{sk_s}(D)$ to denote the ciphertext outputs. The inputs of asymmetric decryption are the corresponding key sk_s or pk_s and the ciphertext $ENC_{pk_s}(D)$ or $ENC_{sk_s}(D)$, and output is the plaintext D , we also treat the asymmetric decryption as an atomic action $dec_{sk_s}(ENC_{pk_s}(D))$ and $dec_{pk_s}(ENC_{sk_s}(D))$. And we also use $DEC_{sk_s}(ENC_{pk_s}(D))$ and $DEC_{pk_s}(ENC_{sk_s}(D))$ to denote the corresponding decryption outputs.

For D is plaintext, it is obvious that $DEC_{sk_s}(ENC_{pk_s}(D)) = D$ and $DEC_{pk_s}(ENC_{sk_s}(D)) = D$, and $enc_{pk_s}(D) \leq dec_{sk_s}(ENC_{pk_s}(D))$ and $enc_{sk_s}(D) \leq dec_{pk_s}(ENC_{sk_s}(D))$, where \leq is the causal relation; and for D is the ciphertext, $ENC_{sk_s}(DEC_{pk_s}(D)) = D$ and $ENC_{pk_s}(DEC_{sk_s}(D)) = D$, and $dec_{pk_s}(D) \leq enc_{sk_s}(DEC_{pk_s}(D))$ and $dec_{sk_s}(D) \leq enc_{pk_s}(DEC_{sk_s}(D))$.

4.3 Hash

The hash function is used to generate the digest of the data. The input of the hash function *hash* is the data D and the output is the digest of the data. We treat the hash function as an atomic action denoted $hash(D)$, and we also use $HASH(D)$ to denote the output digest.

For $D_1 = D_2$, it is obvious that $HASH(D_1) = HASH(D_2)$.

4.4 Digital Signatures

Digital signature uses the private key sk_s to encrypt some data and the public key pk_s to decrypt the encrypted data to implement the so-called non-repudiation. The inputs of sign function are some data D and the private key sk_s and the output is the signature. We treat the signing function as an atomic action $sign_{sk_s}(D)$, and also use $SIGN_{sk_s}(D)$ to denote the signature. The inputs of the de-sign function are the public key pk_s and the signature $SIGN_{sk_s}(D)$, and the output is the original data D . We also treat the de-sign function as an atomic action $de-sign_{pk_s}(SIGN_{sk_s}(D))$, and also we use $DE-SIGN_{pk_s}(SIGN_{sk_s}(D))$ to denote the output of the de-sign action.

It is obvious that $DE-SIGN_{pk_s}(SIGN_{sk_s}(D)) = D$.

4.5 Message Authentication Codes

MAC (Message Authentication Code) is used to authenticate data by symmetric keys k and often assumed that k is privately shared only between two principals A and B . The inputs of the MAC function are the key k and some data D , and the output is the MACs. We treat the MAC function as an atomic action $mac_k(D)$, and use $MAC_k(D)$ to denote the output MACs.

The MACs $MAC_k(D)$ are generated by one principal A and with D together sent to the other principal B . The other principal B regenerate the MACs $MAC_k(D)'$, if $MAC_k(D) = MAC_k(D)'$, then the data D are from A .

4.6 Random Sequence Generation

Random sequence generation is used to generate a random sequence, which may be a symmetric key k , a pair of public key pk_s and sk_s , or a nonce *nonce* (usually used to resist replay attacks). We treat the random sequence generation function as an atomic action rsg_k for symmetric key generation, rsg_{pk_s,sk_s} for asymmetric key pair generation, and rsg_N for nonce generation, and the corresponding outputs are k , pk_s and sk_s , N respectively.

4.7 Blind Signatures

In the blind signatures, there uses only one key k . The inputs of blind function are the key k and the plaintext D and the output is the ciphertext, so we treat the blind function as an atomic action denoted $blind_k(D)$. We also use $BLIND_k(D)$ to denote the ciphertext output. The inputs of unblind function are the same key k and the ciphertext $BLIND_k(D)$ and output is the plaintext D , we also treat the unblind function as an atomic action $unblind_k(BLIND_k(D))$.

No.	Axiom
<i>C1</i>	$e_1(D_1, \dots, D_n) \mid e_2(d_1, \dots, d_n) = \gamma(e_1(D_1, \dots, D_n), e_2(d_1, \dots, d_n))$
<i>C2</i>	$e_1(D_1, \dots, D_n) \mid (e_2(d_1, \dots, d_n) \cdot y) = \gamma(e_1(D_1, \dots, D_n), e_2(d_1, \dots, d_n)) \cdot y[D_1/d_1, \dots, D_n/d_n]$
<i>C3</i>	$(e_1(D_1, \dots, D_n) \cdot x) \mid e_2(d_1, \dots, d_n) = \gamma(e_1(D_1, \dots, D_n), e_2(d_1, \dots, d_n)) \cdot x$
<i>C4</i>	$(e_1(D_1, \dots, D_n) \cdot x) \mid (e_2(d_1, \dots, d_n) \cdot y) = \gamma(e_1(D_1, \dots, D_n), e_2(d_1, \dots, d_n)) \cdot (x \ \& \ y[D_1/d_1, \dots, D_n/d_n])$

Table 27: Axioms of the Extended Communication Merge

And we also use $UNBLIND_k(BLIND_k(D))$ to denote the output of the corresponding unblind function.

For D is plaintext, it is obvious that $UNBLIND_k(BLIND_k(D)) = D$ and $blind_k(D) \leq unblind_k(BLIND_k(D))$, where \leq is the causal relation; and for D is the ciphertext. And also $UNBLIND_k(SIGN_{sk}(BLIND_k(D))) = SIGN_{sk}(D)$.

4.8 XOR

The inputs of the XOR function are two data D_1 and D_2 , and the output is the XOR result. We treat the XOR function as an atomic action $xor(D_1, D_2)$, and we also use $XOR(D_1, D_2)$ to denoted the XOR result.

It is obvious that the following equations hold:

1. $XOR(XOR(D_1, D_2), D_3) = XOR(D_1, XOR(D_2, D_3))$.
2. $XOR(D_1, D_2) = XOR(D_2, D_1)$.
3. $XOR(D, 0) = D$.
4. $XOR(D, D) = 0$.
5. $XOR(D_2, XOR(D_1, D_2)) = D_1$

4.9 Extended Communications

In APTC ($APTC_G$), the communication between two parallel processes is modeled as the communication merge of two communicating actions. One communicating action is the sending data $(D_1, \dots, D_n \in \Delta)$ action through certain channel A which is denoted $s_A(D_1, \dots, D_n)$, the other communicating action is the receiving data $(d_1, \dots, d_n \text{ range over } \Delta)$ action through the corresponding channel A which is denoted $r_A(d_1, \dots, d_n)$, note that d_i and D_i for $1 \leq i \leq n$ have the same data type.

We extend communication merge to this situation. The axioms of the extended communication merge are shown in Table 27, and the transition rules are shown in Table 28.

Obviously, the conclusions of the theories of $APTC$ and $APTC_G$ still hold without any alteration.

$$\begin{array}{c}
\frac{\langle x, s \rangle \xrightarrow{e_1(D_1, \dots, D_n)} \langle \surd, s' \rangle \quad \langle y, s \rangle \xrightarrow{e_2(d_1, \dots, d_n)} \langle \surd, s'' \rangle}{\langle x \mid y, s \rangle \xrightarrow{\gamma(e_1(D_1, \dots, D_n), e_2(d_1, \dots, d_n))} \langle \surd, \text{effect}(\gamma(e_1(D_1, \dots, D_n), e_2(d_1, \dots, d_n))), s \rangle \rangle} \\
\frac{\langle x, s \rangle \xrightarrow{e_1(D_1, \dots, D_n)} \langle x', s' \rangle \quad \langle y, s \rangle \xrightarrow{e_2(d_1, \dots, d_n)} \langle \surd, s'' \rangle}{\langle x \mid y, s \rangle \xrightarrow{\gamma(e_1(D_1, \dots, D_n), e_2(d_1, \dots, d_n))} \langle x', \text{effect}(\gamma(e_1(D_1, \dots, D_n), e_2(d_1, \dots, d_n))), s \rangle \rangle} \\
\frac{\langle x, s \rangle \xrightarrow{e_1(D_1, \dots, D_n)} \langle \surd, s' \rangle \quad \langle y, s \rangle \xrightarrow{e_2(d_1, \dots, d_n)} \langle y', s'' \rangle}{\langle x \mid y, s \rangle \xrightarrow{\gamma(e_1(D_1, \dots, D_n), e_2(d_1, \dots, d_n))} \langle y' [D_1/d_1, \dots, D_n/d_n], \text{effect}(\gamma(e_1(D_1, \dots, D_n), e_2(d_1, \dots, d_n))), s \rangle \rangle} \\
\frac{\langle x, s \rangle \xrightarrow{e_1(D_1, \dots, D_n)} \langle x', s' \rangle \quad \langle y, s \rangle \xrightarrow{e_2(d_1, \dots, d_n)} \langle y', s'' \rangle}{\langle x \mid y, s \rangle \xrightarrow{\gamma(e_1(D_1, \dots, D_n), e_2(d_1, \dots, d_n))} \langle x' \wp y' [D_1/d_1, \dots, D_n/d_n], \text{effect}(\gamma(e_1(D_1, \dots, D_n), e_2(d_1, \dots, d_n))), s \rangle \rangle}
\end{array}$$

Table 28: Transition Rules of the Extended Communication Merge

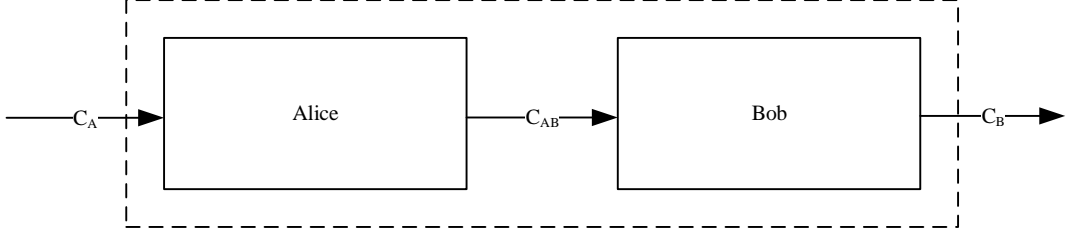


Figure 3: A protocol using private channels

4.10 Analyses of Security Protocols

In this section, we will show the application of analyzing security protocols by APTC ($APTC_G$) via several examples.

4.10.1 A Protocol Using Private Channels

The protocol shown in Figure 3 uses private channels, that is, the channel C_{AB} between Alice and Bob is private to Alice and Bob, there is no one can use this channel.

The process of the protocol is as follows.

1. Alice receives some messages D from the outside through the channel C_A (the corresponding reading action is denoted $r_{C_A}(D)$), after an internal processing af , she sends D to Bob through the private channel C_{AB} (the corresponding sending action is denoted $s_{C_{AB}}(D)$);
2. Bob receives the message D through the private channel C_{AB} (the corresponding reading action is denoted $r_{C_{AB}}(D)$), after an internal processing bf , he sends D to the outside through the channel C_B (the corresponding sending action is denoted $s_{C_B}(D)$).

Where $D \in \Delta$, Δ is the set of data.

Alice's state transitions described by $APTC_G$ are as follows.

$$A = \sum_{D \in \Delta} r_{C_A}(D) \cdot A_2$$

$$A_2 = af \cdot A_3$$

$$A_3 = s_{C_{AB}}(D) \cdot A$$

Bob's state transitions described by $APTC_G$ are as follows.

$$B = r_{C_{AB}}(D) \cdot B_2$$

$$B_2 = bf \cdot B_3$$

$$B_3 = s_{C_B}(D) \cdot B$$

The sending action and the reading action of the same type data through the same channel can communicate with each other, otherwise, will cause a deadlock δ . We define the following communication functions.

$$\gamma(r_{C_{AB}}(D), s_{C_{AB}}(D) \triangleq c_{C_{AB}}(D)$$

Let all modules be in parallel, then the protocol $A \parallel B$ can be presented by the following process term.

$$\tau_I(\partial_H(\Theta(A \parallel B))) = \tau_I(\partial_H(A \parallel B))$$

where $H = \{r_{C_{AB}}(D), s_{C_{AB}}(D) | D \in \Delta\}$, $I = \{c_{C_{AB}}(D), af, bf | D \in \Delta\}$.

Then we get the following conclusion on the protocol.

Theorem 4.1. *The protocol using private channels in Figure 3 is secure.*

Proof. Based on the above state transitions of the above modules, by use of the algebraic laws of $APTC_G$, we can prove that

$$\tau_I(\partial_H(A \parallel B)) = \sum_{D \in \Delta} (r_{C_A}(D) \cdot s_{C_B}(D)) \cdot \tau_I(\partial_H(A \parallel B)).$$

For the details of proof, please refer to section 2.9, and we omit it.

That is, the protocol in Figure 3 $\tau_I(\partial_H(A \parallel B))$ can exhibit desired external behaviors, and because the channel C_{AB} is private, there is no any attack.

So, The protocol using private channels in Figure 3 is secure. \square

4.10.2 Secure Communication Protocols Using Symmetric Keys

The protocol shown in Figure 4 uses symmetric keys for secure communication, that is, the key k_{AB} between Alice and Bob is privately shared to Alice and Bob, there is no one can use this key. For secure communication, the main challenge is the information leakage to against the confidentiality. Since all channels in Figure 4 are public, so there may be an Eve to intercept the messages sent from Alice to Bob, and try to crack the secrets.

The process of the protocol is as follows.

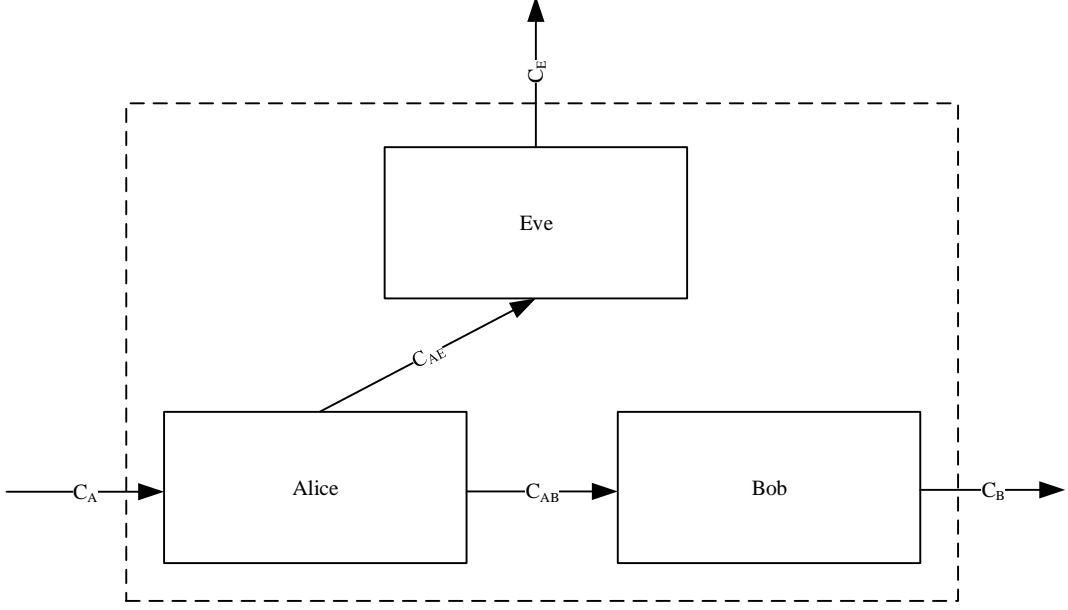


Figure 4: Secure communication protocol using symmetric keys

1. Alice receives some messages D from the outside through the channel C_A (the corresponding reading action is denoted $r_{C_A}(D)$), after an encryption processing $enc_{k_{AB}}(D)$, she sends $ENC_{k_{AB}}(D)$ to Bob through the channel C_{AB} (the corresponding sending action is denoted $s_{C_{AB}}(ENC_{k_{AB}}(D))$). She also sends $ENC_{k_{AB}}(D)$ to Eve through the channel C_{AE} (the corresponding sending action is denoted $s_{C_{AE}}(ENC_{k_{AB}}(D))$);
2. Bob receives the message $ENC_{k_{AB}}(D)$ through the channel C_{AB} (the corresponding reading action is denoted $r_{C_{AB}}(ENC_{k_{AB}}(D))$), after a decryption processing $dec_{k_{AB}}(ENC_{k_{AB}}(D))$, he sends D to the outside through the channel C_B (the corresponding sending action is denoted $s_{C_B}(D)$);
3. Eve receives the message $ENC_{k_{AB}}(D)$ through the channel C_{AE} (the corresponding reading action is denoted $r_{C_{AE}}(ENC_{k_{AB}}(D))$), after a decryption processing $dec_{k_E}(ENC_{k_{AB}}(D))$, he sends $DEC_{k_E}(ENC_{k_{AB}}(D))$ to the outside through the channel C_E (the corresponding sending action is denoted $s_{C_E}(DEC_{k_E}(ENC_{k_{AB}}(D)))$).

Where $D \in \Delta$, Δ is the set of data.

Alice's state transitions described by $APT C_G$ are as follows.

$$A = \sum_{D \in \Delta} r_{C_A}(D) \cdot A_2$$

$$A_2 = enc_{k_{AB}}(D) \cdot A_3$$

$$A_3 = (s_{C_{AB}}(ENC_{k_{AB}}(D)) \parallel s_{C_{AE}}(ENC_{k_{AB}}(D))) \cdot A$$

Bob's state transitions described by $APT C_G$ are as follows.

$$B = r_{C_{AB}}(ENC_{k_{AB}}(D)) \cdot B_2$$

$$B_2 = \text{dec}_{k_{AB}}(\text{ENC}_{k_{AB}}(D)) \cdot B_3$$

$$B_3 = s_{C_B}(D) \cdot B$$

Eve's state transitions described by $APTC_G$ are as follows.

$$E = r_{C_{AE}}(\text{ENC}_{k_{AB}}(D)) \cdot E_2$$

$$E_2 = \text{dec}_{k_E}(\text{ENC}_{k_{AB}}(D)) \cdot E_3$$

$$E_3 = (\{k_E \neq k_{AB}\} \cdot s_{C_E}(\text{DEC}_{k_E}(\text{ENC}_{k_{AB}}(D)))) + \{k_E = k_{AB}\} \cdot s_{C_E}(D) \cdot E$$

The sending action and the reading action of the same type data through the same channel can communicate with each other, otherwise, will cause a deadlock δ . We define the following communication functions.

$$\gamma(r_{C_{AB}}(\text{ENC}_{k_{AB}}(D)), s_{C_{AB}}(\text{ENC}_{k_{AB}}(D))) \triangleq c_{C_{AB}}(\text{ENC}_{k_{AB}}(D))$$

$$\gamma(r_{C_{AE}}(\text{ENC}_{k_{AB}}(D)), s_{C_{AE}}(\text{ENC}_{k_{AB}}(D))) \triangleq c_{C_{AE}}(\text{ENC}_{k_{AB}}(D))$$

Let all modules be in parallel, then the protocol $A \parallel B \parallel E$ can be presented by the following process term.

$$\tau_I(\partial_H(\Theta(A \parallel B \parallel E))) = \tau_I(\partial_H(A \parallel B \parallel E))$$

where $H = \{r_{C_{AB}}(\text{ENC}_{k_{AB}}(D)), s_{C_{AB}}(\text{ENC}_{k_{AB}}(D)), r_{C_{AE}}(\text{ENC}_{k_{AB}}(D)), s_{C_{AE}}(\text{ENC}_{k_{AB}}(D)) \mid D \in \Delta\}$,

$I = \{c_{C_{AB}}(\text{ENC}_{k_{AB}}(D)), c_{C_{AE}}(\text{ENC}_{k_{AB}}(D)), \text{enc}_{k_{AB}}(D), \text{dec}_{k_{AB}}(\text{ENC}_{k_{AB}}(D)), \text{dec}_{k_E}(\text{ENC}_{k_{AB}}(D)), \{k_E \neq k_{AB}\}, \{k_E = k_{AB}\} \mid D \in \Delta\}$.

Then we get the following conclusion on the protocol.

Theorem 4.2. *The protocol using symmetric keys for secure communication in Figure 4 is confidential.*

Proof. Based on the above state transitions of the above modules, by use of the algebraic laws of $APTC_G$, we can prove that

$$\tau_I(\partial_H(A \parallel B \parallel E)) = \sum_{D \in \Delta} (r_{C_A}(D) \cdot (s_{C_B}(D) \parallel s_{C_E}(\text{DEC}_{k_E}(\text{ENC}_{k_{AB}}(D))))) \cdot \tau_I(\partial_H(A \parallel B \parallel E)).$$

For the details of proof, please refer to section 2.9, and we omit it.

That is, the protocol in Figure 4 $\tau_I(\partial_H(A \parallel B \parallel E))$ can exhibit desired external behaviors, and because the key k_{AB} is private, $\text{DEC}_{k_E}(\text{ENC}_{k_{AB}}(D)) \neq D$ (for $k_E \neq k_{AB}$).

So, The protocol using symmetric keys in Figure 4 is confidential. \square

4.10.3 Discussion

Through the above subsection, we can see the process of analysis of security protocols, that is, through abstract away the internal series of cryptographic operations, we can see the relation between the inputs and the outputs of the whole protocol, then we can get the conclusions of if or not the protocol being secure.

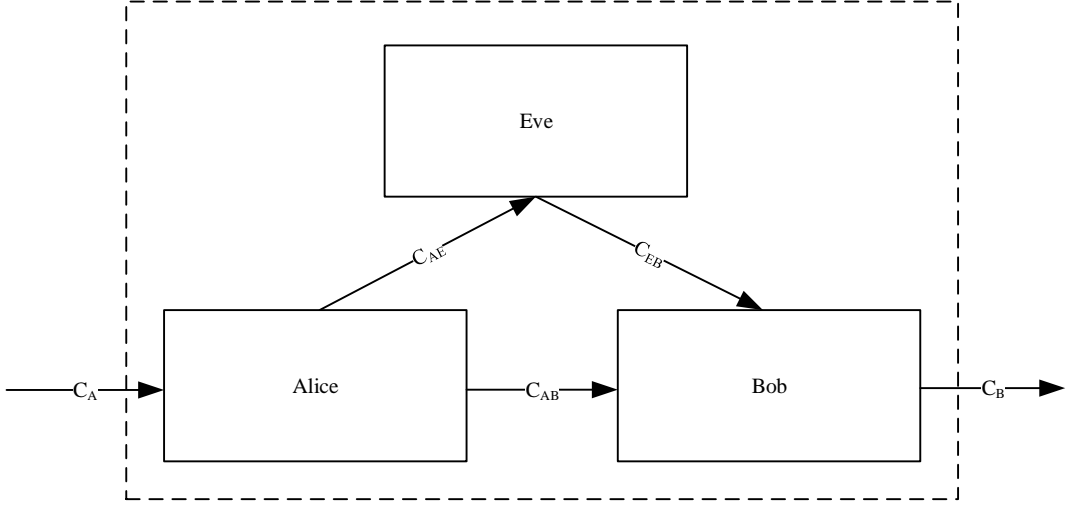


Figure 5: Secure communication protocol using symmetric keys with Replay Attack

A security protocol is designed for one or several goals. For example, the secure communication protocol using symmetric keys in Figure 4 is designed for the confidentiality of the communication. So, we only verify if the protocol is confidential. In fact, the protocol in Figure 4 can not resist other attacks, for example, the replay attack, as Figure 5 shows.

The process of the protocol is as follows.

1. Alice receives some messages D from the outside through the channel C_A (the corresponding reading action is denoted $r_{C_A}(D)$), after an encryption processing $enc_{k_{AB}}(D)$, she sends $ENC_{k_{AB}}(D)$ to Bob through the channel C_{AB} (the corresponding sending action is denoted $s_{C_{AB}}(ENC_{k_{AB}}(D))$). She also sends $ENC_{k_{AB}}(D)$ to Eve through the channel C_{AE} (the corresponding sending action is denoted $s_{C_{AE}}(ENC_{k_{AB}}(D))$);
2. Eve receives the message $ENC_{k_{AB}}(D)$ through the channel C_{AE} (the corresponding reading action is denoted $r_{C_{AE}}(ENC_{k_{AB}}(D))$), without an internal processing, he sends $ENC_{k_{AB}}(D)$ to the outside through the channel C_{EB} (the corresponding sending action is denoted $s_{C_{EB}}(ENC_{k_{AB}}(D))$);
3. Bob receives the message $ENC_{k_{AB}}(D)$ through the channel C_{AB} (the corresponding reading action is denoted $r_{C_{AB}}(ENC_{k_{AB}}(D))$), after a decryption processing $dec_{k_{AB}}(ENC_{k_{AB}}(D))$, he sends D to the outside through the channel C_B (the corresponding sending action is denoted $s_{C_B}(D)$); Bob receives the message $ENC_{k_{AB}}(D)$ through the channel C_{EB} (the corresponding reading action is denoted $r_{C_{EB}}(ENC_{k_{AB}}(D))$), after a decryption processing $dec_{k_{AB}}(ENC_{k_{AB}}(D))$, he sends D to the outside through the channel C_B (the corresponding sending action is denoted $s_{C_B}(D)$).

Where $D \in \Delta$, Δ is the set of data.

Alice's state transitions described by $APT C_G$ are as follows.

$$A = \sum_{D \in \Delta} r_{C_A}(D) \cdot A_2$$

$$A_2 = enc_{k_{AB}}(D) \cdot A_3$$

$$A_3 = (s_{C_{AB}}(ENC_{k_{AB}}(D)) \parallel s_{C_{AE}}(ENC_{k_{AB}}(D))) \cdot A$$

Bob's state transitions described by $APT C_G$ are as follows.

$$B = (r_{C_{AB}}(ENC_{k_{AB}}(D)) \parallel r_{C_{AB}}(ENC_{k_{EB}}(D))) \cdot B_2$$

$$B_2 = (dec_{k_{AB}}(ENC_{k_{AB}}(D)) \parallel dec_{k_{AB}}(ENC_{k_{AB}}(D))) \cdot B_3$$

$$B_3 = (s_{C_B}(D) \parallel s_{C_B}(D)) \cdot B$$

Eve's state transitions described by $APT C_G$ are as follows.

$$E = r_{C_{AE}}(ENC_{k_{AB}}(D)) \cdot E_2$$

$$E_2 = dec_{k_E}(ENC_{k_{AB}}(D)) \cdot E_3$$

$$E_3 = s_{C_{EB}}(ENC_{k_{AB}}(D)) \cdot E$$

The sending action and the reading action of the same type data through the same channel can communicate with each other, otherwise, will cause a deadlock δ . We define the following communication functions.

$$\gamma(r_{C_{AB}}(ENC_{k_{AB}}(D)), s_{C_{AB}}(ENC_{k_{AB}}(D))) \triangleq c_{C_{AB}}(ENC_{k_{AB}}(D))$$

$$\gamma(r_{C_{AE}}(ENC_{k_{AB}}(D)), s_{C_{AE}}(ENC_{k_{AB}}(D))) \triangleq c_{C_{AE}}(ENC_{k_{AB}}(D))$$

$$\gamma(r_{C_{BE}}(ENC_{k_{AB}}(D)), s_{C_{BE}}(ENC_{k_{AB}}(D))) \triangleq c_{C_{BE}}(ENC_{k_{AB}}(D))$$

Let all modules be in parallel, then the protocol $A \parallel B \parallel E$ can be presented by the following process term.

$$\tau_I(\partial_H(\Theta(A \parallel B \parallel E))) = \tau_I(\partial_H(A \parallel B \parallel E))$$

where $H = \{r_{C_{AB}}(ENC_{k_{AB}}(D)), s_{C_{AB}}(ENC_{k_{AB}}(D)), r_{C_{AE}}(ENC_{k_{AB}}(D)), s_{C_{AE}}(ENC_{k_{AB}}(D)), r_{C_{BE}}(ENC_{k_{AB}}(D)), s_{C_{BE}}(ENC_{k_{AB}}(D)) \mid D \in \Delta\}$,

$I = \{c_{C_{AB}}(ENC_{k_{AB}}(D)), c_{C_{AE}}(ENC_{k_{AB}}(D)), c_{C_{BE}}(ENC_{k_{AB}}(D)), enc_{k_{AB}}(D), dec_{k_{AB}}(ENC_{k_{AB}}(D)) \mid D \in \Delta\}$.

Then we get the following conclusion on the protocol.

Theorem 4.3. *The protocol using symmetric keys for secure communication in Figure 4 is not secure for replay attack.*

Proof. Based on the above state transitions of the above modules, by use of the algebraic laws of $APT C_G$, we can prove that

$$\tau_I(\partial_H(A \parallel B \parallel E)) = \sum_{D \in \Delta} (r_{C_A}(D) \cdot (s_{C_B}(D) \parallel s_{C_B}(D))) \cdot \tau_I(\partial_H(A \parallel B \parallel E)).$$

For the details of proof, please refer to section 2.9, and we omit it.

That is, the protocol in Figure 4 $\tau_I(\partial_H(A \parallel B \parallel E))$ can exhibit undesired external behaviors (D is outputted twice times).

So, The protocol using symmetric keys in Figure 4 is not secure for replay attack. \square

Generally, in the following chapters, when we introduce the analysis of a security protocol, we will mainly analyze the secure properties related to its design goal.

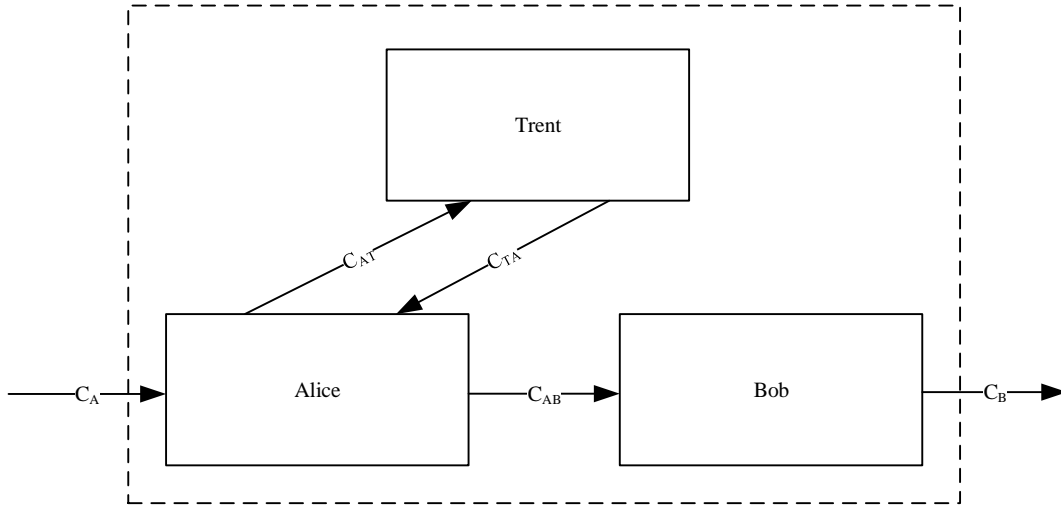


Figure 6: Key exchange protocol with symmetric cryptography

5 Analyses of Key Exchange Protocols

In this chapter, we will introduce several key exchange protocols, including key exchange protocols with symmetric cryptography in section 5.1 and public key cryptography in section 5.2, interlock protocol against man-in-the-middle attack in section 5.3, key exchange protocol with digital signature in section 5.4, key and message transmission protocol in section 5.5, and key and message broadcast protocol in section 5.6.

5.1 Key Exchange with Symmetric Cryptography

The protocol shown in Figure 6 uses symmetric keys for secure communication, that is, the key k_{AB} between Alice and Bob is privately shared to Alice and Bob, and k_{AB} is generated by the Trent, Alice, Bob have shared keys k_{AT} and k_{BT} already. For secure communication, the main challenge is the information leakage to against the confidentiality.

The process of the protocol is as follows.

1. Alice receives some messages D from the outside through the channel C_A (the corresponding reading action is denoted $r_{C_A}(D)$), if k_{AB} is not established, she sends a key request message M to Trent through the channel C_{AT} (the corresponding sending action is denoted $s_{C_{AT}}(M)$);
2. Trent receives the message M through the channel C_{AT} (the corresponding reading action is denoted $r_{C_{AT}}(M)$), generates a session key k_{AB} through an action $rs_{g_{k_{AB}}}$, and encrypts it for Alice and Bob through an action $enc_{k_{AT}}(k_{AB})$ and action $enc_{k_{BT}}(k_{AB})$ respectively, he sends $ENC_{k_{AT}}(k_{AB}), ENC_{k_{BT}}(k_{AB})$ to the Alice through the channel C_{TA} (the corresponding sending action is denoted $s_{C_{TA}}(ENC_{k_{AT}}(k_{AB}), ENC_{k_{BT}}(k_{AB}))$);

3. Alice receives $ENC_{k_{AT}}(k_{AB}), ENC_{k_{BT}}(k_{AB})$ from Trent through the channel C_{TA} (the corresponding reading action is denoted $r_{C_{TA}}(ENC_{k_{AT}}(k_{AB}), ENC_{k_{BT}}(k_{AB}))$), she decrypts $ENC_{k_{AT}}(k_{AB})$ through an action $dec_{k_{AT}}(ENC_{k_{AT}}(k_{AB}))$ and gets k_{AB} , and sends $ENC_{k_{BT}}(k_{AB})$ to Bob through the channel C_{AB} (the corresponding sending action is denoted $s_{C_{AB}}(ENC_{k_{BT}}(k_{AB}))$);
4. Bob receives $ENC_{k_{BT}}(k_{AB})$ from Alice through the channel C_{AB} (the corresponding reading action is denoted $r_{C_{AB}}(ENC_{k_{BT}}(k_{AB}))$), he decrypts $ENC_{k_{BT}}(k_{AB})$ through an action $dec_{k_{BT}}(ENC_{k_{BT}}(k_{AB}))$ and gets k_{AB} , then k_{AB} is established;
5. If k_{AB} is established, after an encryption processing $enc_{k_{AB}}(D)$, Alice sends $ENC_{k_{AB}}(D)$ to Bob through the channel C_{AB} (the corresponding sending action is denoted $s_{C_{AB}}(ENC_{k_{AB}}(D))$);
6. Bob receives the message $ENC_{k_{AB}}(D)$ through the channel C_{AB} (the corresponding reading action is denoted $r_{C_{AB}}(ENC_{k_{AB}}(D))$), after a decryption processing $dec_{k_{AB}}(ENC_{k_{AB}}(D))$, he sends D to the outside through the channel C_B (the corresponding sending action is denoted $s_{C_B}(D)$).

Where $D \in \Delta$, Δ is the set of data.

Alice's state transitions described by $APTC_G$ are as follows.

$$A = \sum_{D \in \Delta} r_{C_A}(D) \cdot A_2$$

$$A_2 = \{k_{AB} = NULL\} \cdot s_{C_{AT}}(M) \cdot A_3 + \{k_{AB} \neq NULL\} \cdot A_6$$

$$A_3 = r_{C_{TA}}(ENC_{k_{AT}}(k_{AB}), ENC_{k_{BT}}(k_{AB})) \cdot A_4$$

$$A_4 = dec_{k_{AT}}(ENC_{k_{AT}}(k_{AB})) \cdot A_5$$

$$A_5 = s_{C_{AB}}(ENC_{k_{BT}}(k_{AB})) \cdot A_6$$

$$A_6 = enc_{k_{AB}}(D) \cdot A_7$$

$$A_7 = s_{C_{AB}}(ENC_{k_{AB}}(D)) \cdot A$$

Bob's state transitions described by $APTC_G$ are as follows.

$$B = \{k_{AB} = NULL\} \cdot B_1 + \{k_{AB} \neq NULL\} \cdot B_3$$

$$B_1 = r_{C_{AB}}(ENC_{k_{BT}}(k_{AB})) \cdot B_2$$

$$B_2 = dec_{k_{BT}}(ENC_{k_{BT}}(k_{AB})) \cdot B_3$$

$$B_3 = r_{C_{AB}}(ENC_{k_{AB}}(D)) \cdot B_4$$

$$B_4 = dec_{k_{AB}}(ENC_{k_{AB}}(D)) \cdot B_5$$

$$B_5 = s_{C_B}(D) \cdot B$$

Trent's state transitions described by $APTC_G$ are as follows.

$$T = r_{C_{AT}}(M) \cdot T_2$$

$$T_2 = rsg_{k_{AB}} \cdot T_3$$

$$T_3 = (enc_{k_{AT}}(k_{AB}) \parallel enc_{k_{BT}}(k_{AB})) \cdot T_4$$

$$T_4 = s_{C_{TA}}(ENC_{k_{AT}}(k_{AB}), ENC_{k_{BT}}(k_{AB})) \cdot T$$

The sending action and the reading action of the same type data through the same channel can communicate with each other, otherwise, will cause a deadlock δ . We define the following communication functions.

$$\begin{aligned} \gamma(r_{C_{AT}}(M), s_{C_{AT}}(M)) &\triangleq c_{C_{AT}}(M) \\ \gamma(r_{C_{TA}}(ENC_{k_{AT}}(k_{AB}), ENC_{k_{BT}}(k_{AB})), s_{C_{TA}}(ENC_{k_{AT}}(k_{AB}), ENC_{k_{BT}}(k_{AB}))) \\ &\triangleq c_{C_{TA}}(ENC_{k_{AT}}(k_{AB}), ENC_{k_{BT}}(k_{AB})) \\ \gamma(r_{C_{AB}}(ENC_{k_{BT}}(k_{AB})), s_{C_{AB}}(ENC_{k_{BT}}(k_{AB}))) &\triangleq c_{C_{AB}}(ENC_{k_{BT}}(k_{AB})) \\ \gamma(r_{C_{AB}}(ENC_{k_{AB}}(D)), s_{C_{AB}}(ENC_{k_{AB}}(D))) &\triangleq c_{C_{AB}}(ENC_{k_{AB}}(D)) \end{aligned}$$

Let all modules be in parallel, then the protocol $A \ \! \! \! \bowtie \! \! \! B \ \! \! \! \bowtie \! \! \! T$ can be presented by the following process term.

$$\tau_I(\partial_H(\Theta(A \ \! \! \! \bowtie \! \! \! B \ \! \! \! \bowtie \! \! \! T))) = \tau_I(\partial_H(A \ \! \! \! \bowtie \! \! \! B \ \! \! \! \bowtie \! \! \! T))$$

$$\begin{aligned} \text{where } H = &\{r_{C_{AT}}(M), s_{C_{AT}}(M), r_{C_{TA}}(ENC_{k_{AT}}(k_{AB}), ENC_{k_{BT}}(k_{AB})), \\ &s_{C_{TA}}(ENC_{k_{AT}}(k_{AB}), ENC_{k_{BT}}(k_{AB})), r_{C_{AB}}(ENC_{k_{BT}}(k_{AB})), s_{C_{AB}}(ENC_{k_{BT}}(k_{AB})), \\ &r_{C_{AB}}(ENC_{k_{AB}}(D)), s_{C_{AB}}(ENC_{k_{AB}}(D)) | D \in \Delta\}, \\ I = &\{c_{C_{AT}}(M), c_{C_{TA}}(ENC_{k_{AT}}(k_{AB}), ENC_{k_{BT}}(k_{AB})), c_{C_{AB}}(ENC_{k_{BT}}(k_{AB})), c_{C_{AB}}(ENC_{k_{AB}}(D)), \\ &\{k_{AB} = NULL\}, \{k_{AB} \neq NULL\}, dec_{k_{AT}}(ENC_{k_{AT}}(k_{AB})), enc_{k_{AB}}(D), \\ &dec_{k_{BT}}(ENC_{k_{AB}}(k_{AB})), dec_{k_{AB}}(ENC_{k_{AB}}(D)), rsg_{k_{AB}}, enc_{k_{AT}}(k_{AB}), enc_{k_{BT}}(k_{AB}) | D \in \Delta\}. \end{aligned}$$

Then we get the following conclusion on the protocol.

Theorem 5.1. *The key exchange protocol with symmetric cryptography in Figure 6 is confidential.*

Proof. Based on the above state transitions of the above modules, by use of the algebraic laws of $APTC_G$, we can prove that

$$\tau_I(\partial_H(A \ \! \! \! \bowtie \! \! \! B \ \! \! \! \bowtie \! \! \! T)) = \sum_{D \in \Delta} (r_{C_A}(D) \cdot (s_{C_B}(D) \parallel s_{C_E}(DEC_{k_E}(ENC_{k_{AB}}(D)))))) \cdot \tau_I(\partial_H(A \ \! \! \! \bowtie \! \! \! B \ \! \! \! \bowtie \! \! \! T)).$$

For the details of proof, please refer to section 2.9, and we omit it.

That is, the protocol in Figure 6 $\tau_I(\partial_H(A \ \! \! \! \bowtie \! \! \! B \ \! \! \! \bowtie \! \! \! T))$ can exhibit desired external behaviors, and because the key k_{AB} is private, The protocol using symmetric keys in Figure 6 is confidential and similar to the protocol in section 4.10.2, and we do not model the information leakage attack. \square

5.2 Key Exchange with Public-Key Cryptography

The protocol shown in Figure 7 uses public keys for secure communication with man-in-the-middle attack, that is, Alice, Bob have shared their public keys pk_A and pk_B already. For secure communication, the main challenge is the information leakage to against the confidentiality.

The process of key exchange protocol with public-key cryptography is:

1. Alice gets Bob's public key from Trent;

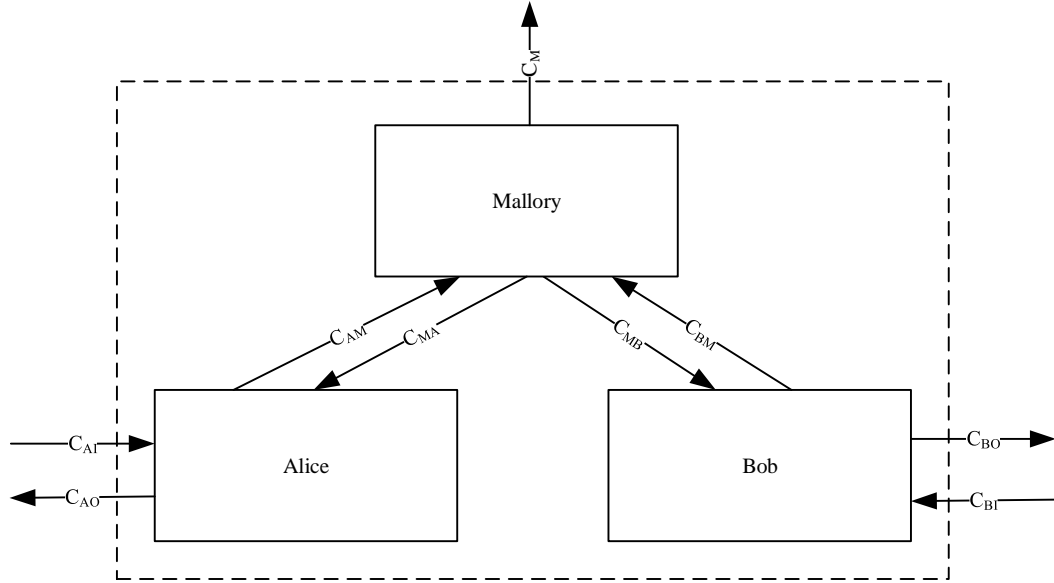


Figure 7: Key exchange protocol with public-key cryptography and man-in-the-middle attack

2. Alice generates a random session key, encrypts it using Bob's public key, and sends to Bob;
3. Bob receives the encrypted session key, decrypts by his private key, and gets the session key;
4. Alice and Bob can communicate by use of the session key.

We do not verify the above protocols, and verify the above protocols with man-in-the-middle attack as Figure 7 shows.

The process of the protocol with man-in-the-middle attack is as follows, and we only consider the message in one direction: from Alice to Bob.

1. Alice receives some messages D from the outside through the channel C_{AI} (the corresponding reading action is denoted $r_{C_{AI}}(D)$), she sends a key request message Me to Mallory through the channel C_{AM} (the corresponding sending action is denoted $s_{C_{AM}}(Me)$);
2. Mallory receives the message Me through the channel C_{AM} (the corresponding reading action is denoted $r_{C_{AM}}(Me)$), he sends Me to the Bob through the channel C_{MB} (the corresponding sending action is denoted $s_{C_{MB}}(Me)$);
3. Bob receives the message Me from Mallory through the channel C_{MB} (the corresponding reading action is denoted $r_{C_{MB}}(Me)$), and sends his public key pk_B to Mallory through the channel C_{BM} (the corresponding sending action is denoted $s_{C_{BM}}(pk_B)$);
4. Mallory receives pk_B from Bob through the channel C_{BM} (the corresponding reading action is denoted $r_{C_{BM}}(pk_B)$), then he stores pk_B , and sends his public key pk_M to Alice through the channel C_{MA} (the corresponding sending action is denoted $s_{C_{MA}}(pk_M)$);

5. Alice receives pk_M from Mallory through the channel C_{MA} (the corresponding reading action is denoted $r_{C_{MA}}(pk_M)$), she encrypts the message D with Mallory's public key pk_M through the action $enc_{pk_M}(D)$, then Alice sends $ENC_{pk_M}(D)$ to Mallory through the channel C_{AM} (the corresponding sending action is denoted $s_{C_{AM}}(ENC_{pk_M}(D))$);
6. Mallory receives $ENC_{pk_M}(D)$ from Alice through the channel C_{AM} (the corresponding reading action is denoted $r_{C_{AM}}(ENC_{pk_M}(D))$), he decrypts the message with his private key sk_M through the action $dec_{sk_M}(ENC_{pk_M}(D))$ to get the message D , and sends D to the outside through the channel C_M (the corresponding sending action is denoted $s_{C_M}(D)$), then he encrypts D with Bob's public key pk_B through the action $enc_{pk_B}(D)$ and sends $ENC_{pk_B}(D)$ to Bob through the channel C_{MB} (the corresponding sending action is denoted $s_{C_{MB}}(ENC_{pk_B}(D))$);
7. Bob receives the message $ENC_{pk_B}(D)$ through the channel C_{MB} (the corresponding reading action is denoted $r_{C_{MB}}(ENC_{pk_B}(D))$), after a decryption processing $dec_{sk_B}(ENC_{pk_B}(D))$ to get the message D , then he sends D to the outside through the channel C_{BO} (the corresponding sending action is denoted $s_{C_{BO}}(D)$).

Where $D \in \Delta$, Δ is the set of data.

Alice's state transitions described by $APT C_G$ are as follows.

$$A = \sum_{D \in \Delta} r_{C_{AI}}(D) \cdot A_2$$

$$A_2 = s_{C_{AM}}(Me) \cdot A_3$$

$$A_3 = r_{C_{MA}}(pk_M) \cdot A_4$$

$$A_4 = enc_{pk_M}(D) \cdot A_5$$

$$A_5 = s_{C_{AM}}(ENC_{pk_M}(D)) \cdot A$$

Bob's state transitions described by $APT C_G$ are as follows.

$$B = r_{C_{MB}}(Me) \cdot B_2$$

$$B_2 = s_{C_{BM}}(pk_B) \cdot B_3$$

$$B_3 = r_{C_{MB}}(ENC_{pk_B}(D)) \cdot B_4$$

$$B_4 = dec_{sk_B}(ENC_{pk_B}(D)) \cdot B_5$$

$$B_5 = s_{C_{BO}}(D) \cdot B$$

Mallory's state transitions described by $APT C_G$ are as follows.

$$Ma = r_{C_{AM}}(Me) \cdot Ma_2$$

$$Ma_2 = s_{C_{MB}}(Me) \cdot Ma_3$$

$$Ma_3 = r_{C_{BM}}(pk_B) \cdot Ma_4$$

$$Ma_4 = s_{C_{MA}}(pk_M) \cdot Ma_5$$

$$Ma_5 = r_{C_{AM}}(ENC_{pk_M}(D)) \cdot Ma_6$$

$$Ma_6 = dec_{sk_M}(ENC_{pk_M}(D)) \cdot Ma_7$$

$$Ma_7 = s_{C_M}(D) \cdot Ma_8$$

$$Ma_8 = enc_{pk_B}(D) \cdot Ma_9$$

$$Ma_9 = s_{C_{MB}}(ENC_{pk_B}(D)) \cdot Ma$$

The sending action and the reading action of the same type data through the same channel can communicate with each other, otherwise, will cause a deadlock δ . We define the following communication functions.

$$\gamma(r_{C_{AM}}(Me), s_{C_{AM}}(Me)) \triangleq c_{C_{AM}}(Me)$$

$$\gamma(r_{C_{MB}}(Me), s_{C_{MB}}(Me)) \triangleq c_{C_{MB}}(Me)$$

$$\gamma(r_{C_{BM}}(pk_B), s_{C_{BM}}(pk_B)) \triangleq c_{C_{BM}}(pk_B)$$

$$\gamma(r_{C_{MA}}(pk_M), s_{C_{MA}}(pk_M)) \triangleq c_{C_{MA}}(pk_M)$$

$$\gamma(r_{C_{AM}}(ENC_{pk_M}(D)), s_{C_{AM}}(ENC_{pk_M}(D))) \triangleq c_{C_{AM}}(ENC_{pk_M}(D))$$

$$\gamma(r_{C_{MB}}(ENC_{pk_B}(D)), s_{C_{MB}}(ENC_{pk_B}(D))) \triangleq c_{C_{MB}}(ENC_{pk_B}(D))$$

Let all modules be in parallel, then the protocol $A \ \& \ B \ \& \ Ma$ can be presented by the following process term.

$$\tau_I(\partial_H(\Theta(A \ \& \ B \ \& \ Ma))) = \tau_I(\partial_H(A \ \& \ B \ \& \ Ma))$$

where $H = \{r_{C_{AM}}(Me), s_{C_{AM}}(Me), r_{C_{MB}}(Me), s_{C_{MB}}(Me), r_{C_{BM}}(pk_B), s_{C_{BM}}(pk_B), r_{C_{MA}}(pk_M), s_{C_{MA}}(pk_M), r_{C_{AM}}(ENC_{pk_M}(D)), s_{C_{AM}}(ENC_{pk_M}(D)), r_{C_{MB}}(ENC_{pk_B}(D)), s_{C_{MB}}(ENC_{pk_B}(D)) | D \in \Delta\}$,

$I = \{c_{C_{AM}}(Me), c_{C_{MB}}(Me), c_{C_{BM}}(pk_B), c_{C_{MA}}(pk_M), c_{C_{AM}}(ENC_{pk_M}(D)), c_{C_{MB}}(ENC_{pk_B}(D)), enc_{pk_M}(D), dec_{sk_B}(ENC_{pk_B}(D)), dec_{sk_M}(ENC_{pk_M}(D)), enc_{pk_B}(D) | D \in \Delta\}$.

Then we get the following conclusion on the protocol.

Theorem 5.2. *The key exchange protocol with public key cryptography in Figure 7 is insecure.*

Proof. Based on the above state transitions of the above modules, by use of the algebraic laws of $APT C_G$, we can prove that

$$\tau_I(\partial_H(A \ \& \ B \ \& \ Ma)) = \sum_{D \in \Delta} (r_{C_{AI}}(D) \cdot s_{C_M}(D) \cdot s_{C_{BO}}(D)) \cdot \tau_I(\partial_H(A \ \& \ B \ \& \ Ma)).$$

For the details of proof, please refer to section 2.9, and we omit it.

That is, the protocol in Figure 7 $\tau_I(\partial_H(A \ \& \ B \ \& \ Ma))$ can exhibit undesired external behaviors, that is, there is an external action $s_{C_M}(D)$ while Alice and Bob do not aware. \square

5.3 Interlock Protocol

The interlock protocol shown in Figure 8 also uses public keys for secure communication with man-in-the-middle attack, that is, Alice, Bob have shared their public keys pk_A and pk_B already. But, the interlock protocol can resist man-in-the-middle attack, that is, Alice and Bob can aware of the existence of the man in the middle.

The process of the interlock protocol with man-in-the-middle attack is as follows, we assume that Alice has "Bob's" public key pk_M , Bob has "Alice's" public key pk_M , and Mallory has Alice's public key pk_A and Bob's public key pk_B .

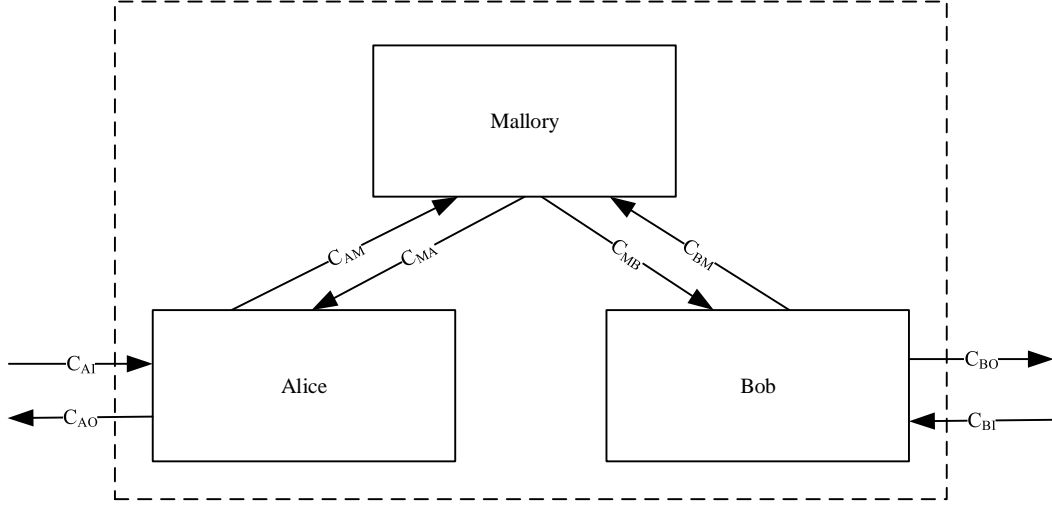


Figure 8: Interlock protocol with man-in-the-middle attack

1. Alice receives some messages D_A from the outside through the channel C_{AI} (the corresponding reading action is denoted $r_{C_{AI}}(D_A)$), she encrypts the message D_A with Mallory's public key pk_M through the action $enc_{pk_M}(D_A)$, then Alice sends the half of $ENC_{pk_M}(D_A)$ to Mallory through the channel C_{AM} (the corresponding sending action is denoted $s_{C_{AM}}(ENC_{pk_M}(D_A)/2)$);
2. Mallory receives $ENC_{pk_M}(D_A)/2$ from Alice through the channel C_{AM} (the corresponding reading action is denoted $r_{C_{AM}}(ENC_{pk_M}(D_A)/2)$), he can not decrypt the message with his private key sk_M , and has to make another message D'_A and encrypt D'_A with Bob's public key pk_B through the action $enc_{pk_B}(D'_A)$, and sends the half of $ENC_{pk_B}(D'_A)$ to Bob through the channel C_{MB} (the corresponding sending action is denoted $s_{C_{MB}}(ENC_{pk_B}(D'_A)/2)$);
3. Bob receives the message $ENC_{pk_B}(D'_A)/2$ through the channel C_{MB} (the corresponding reading action is denoted $r_{C_{MB}}(ENC_{pk_B}(D'_A)/2)$), and receives some message D_B from the outside through the channel C_{BI} (the corresponding reading action is denoted $r_{BI}(D_B)$), after an encryption processing $enc_{pk_M}(D_B)$ to get the message $ENC_{pk_M}(D_B)$, then he sends the half of $ENC_{pk_M}(D_B)$ to Mallory through the channel C_{BM} (the corresponding sending action is denoted $s_{C_{BM}}(ENC_{pk_M}(D_B)/2)$);
4. Mallory receives $ENC_{pk_M}(D_B)/2$ from Bob through the channel C_{BM} (the corresponding reading action is denoted $r_{C_{BM}}(ENC_{pk_M}(D_B)/2)$), he can not decrypt the message with his private key sk_M , and has to make another message D'_B and encrypt D'_B with Alice's public key pk_A through the action $enc_{pk_A}(D'_B)$, and sends the half of $ENC_{pk_A}(D'_B)$ to Alice through the channel C_{MA} (the corresponding sending action is denoted $s_{C_{MA}}(ENC_{pk_A}(D'_B)/2)$);
5. Alice receives the message $ENC_{pk_A}(D'_B)/2$ through the channel C_{MA} (the corresponding reading action is denoted $r_{C_{MA}}(ENC_{pk_A}(D'_B)/2)$), and sends the other half of $ENC_{pk_M}(D_A)$ to Mallory through the channel C_{AM} (the corresponding sending action is denoted $s_{C_{AM}}(ENC_{pk_M}(D_A)/2)$);

6. Mallory receives $ENC_{pk_M}(D_A)/2$ from Alice through the channel C_{AM} (the corresponding reading action is denoted $r_{C_{AM}}(ENC_{pk_M}(D_A)/2)$), he can combine the two half of $ENC_{pk_M}(D_A)/2$ and decrypt the message with his private key sk_M , and but he has to send the other half of $ENC_{pk_B}(D'_A)$ to Bob through the channel C_{MB} (the corresponding sending action is denoted $s_{C_{MB}}(ENC_{pk_B}(D'_A)/2)$);
7. Bob receives the message $ENC_{pk_B}(D'_A)/2$ through the channel C_{MB} (the corresponding reading action is denoted $r_{C_{MB}}(ENC_{pk_B}(D'_A)/2)$), after a combination of two half of $ENC_{pk_B}(D'_A)$ and a decryption processing $dec_{sk_B}(ENC_{pk_B}(D'_A))$ to get the message D'_A , then he sends it to the outside through the channel C_{BO} (the corresponding sending action is denoted $s_{C_{BO}}(D'_A)$). Then he sends the other half of $ENC_{pk_M}(D_B)$ to Mallory through the channel C_{BM} (the corresponding sending action is denoted $s_{C_{BM}}(ENC_{pk_M}(D_B)/2)$);
8. Mallory receives $ENC_{pk_M}(D_B)/2$ from Bob through the channel C_{BM} (the corresponding reading action is denoted $r_{C_{BM}}(ENC_{pk_M}(D_B)/2)$), he can combine the two half of $ENC_{pk_M}(D_B)/2$ and decrypt the message with his private key sk_M , and but he has to send the other half of $ENC_{pk_A}(D'_B)$ to Alice through the channel C_{MA} (the corresponding sending action is denoted $s_{C_{MA}}(ENC_{pk_A}(D'_B)/2)$);
9. Alice receives the message $ENC_{pk_A}(D'_B)/2$ through the channel C_{MA} (the corresponding reading action is denoted $r_{C_{MA}}(ENC_{pk_A}(D'_B)/2)$), after a combination of two half of $ENC_{pk_A}(D'_B)$ and a decryption processing $dec_{sk_A}(ENC_{pk_A}(D'_B))$ to get the message D'_B , then she sends it to the outside through the channel C_{AO} (the corresponding sending action is denoted $s_{C_{AO}}(D'_B)$).

Where $D \in \Delta$, Δ is the set of data.

Alice's state transitions described by $APT C_G$ are as follows.

$$\begin{aligned}
A &= \sum_{D_A \in \Delta} r_{C_{AI}}(D_A) \cdot A_2 \\
A_2 &= enc_{pk_M}(D_A) \cdot A_3 \\
A_3 &= s_{C_{AM}}(ENC_{pk_M}(D_A)/2) \cdot A_4 \\
A_4 &= r_{C_{MA}}(ENC_{pk_A}(D'_B)/2) \cdot A_5 \\
A_5 &= s_{C_{AM}}(ENC_{pk_M}(D_A)/2) \cdot A_6 \\
A_6 &= r_{C_{MA}}(ENC_{pk_A}(D'_B)/2) \cdot A_7 \\
A_7 &= dec_{sk_A}(ENC_{pk_A}(D'_B)) \cdot A_8 \\
A_8 &= s_{C_{AO}}(D'_B) \cdot A
\end{aligned}$$

Bob's state transitions described by $APT C_G$ are as follows.

$$\begin{aligned}
B &= r_{C_{MB}}(ENC_{pk_B}(D'_A)/2) \cdot B_2 \\
B_2 &= \sum_{D_B \in \Delta} r_{BI}(D_B) \cdot B_3 \\
B_3 &= enc_{pk_M}(D_B) \cdot B_4 \\
B_4 &= s_{C_{BM}}(ENC_{pk_M}(D_B)/2) \cdot B_5 \\
B_5 &= r_{C_{MB}}(ENC_{pk_B}(D'_A)/2) \cdot B_6 \\
B_6 &= dec_{sk_B}(ENC_{pk_B}(D'_A)) \cdot B_7
\end{aligned}$$

$$B_7 = s_{C_{BO}}(D'_A) \cdot B_8$$

$$B_8 = s_{C_{BM}}(ENC_{pk_M}(D_B)/2) \cdot B$$

Mallory's state transitions described by $APT C_G$ are as follows.

$$Ma = r_{C_{AM}}(ENC_{pk_M}(D_A)/2) \cdot Ma_2$$

$$Ma_2 = enc_{pk_B}(D'_A) \cdot Ma_3$$

$$Ma_3 = s_{C_{MB}}(ENC_{pk_B}(D'_A)/2) \cdot Ma_4$$

$$Ma_4 = r_{C_{BM}}(ENC_{pk_M}(D_B)/2) \cdot Ma_5$$

$$Ma_5 = enc_{pk_A}(D'_B) \cdot Ma_6$$

$$Ma_6 = s_{C_{MA}}(ENC_{pk_A}(D'_B)/2) \cdot Ma_7$$

$$Ma_7 = r_{C_{AM}}(ENC_{pk_M}(D_A)/2) \cdot Ma_8$$

$$Ma_8 = s_{C_{MB}}(ENC_{pk_B}(D'_A)/2) \cdot Ma_9$$

$$Ma_9 = r_{C_{BM}}(ENC_{pk_M}(D_B)/2) \cdot Ma_{10}$$

$$Ma_{10} = s_{C_{MA}}(ENC_{pk_A}(D'_B)/2) \cdot Ma$$

The sending action and the reading action of the same type data through the same channel can communicate with each other, otherwise, will cause a deadlock δ . We define the following communication functions.

$$\gamma(r_{C_{AM}}(ENC_{pk_M}(D_A)/2), s_{C_{AM}}(ENC_{pk_M}(D_A)/2)) \triangleq c_{C_{AM}}(ENC_{pk_M}(D_A)/2)$$

$$\gamma(r_{C_{MB}}(ENC_{pk_B}(D'_A)/2), s_{C_{MB}}(ENC_{pk_B}(D'_A)/2)) \triangleq c_{C_{MB}}(ENC_{pk_B}(D'_A)/2)$$

$$\gamma(r_{C_{BM}}(ENC_{pk_M}(D_B)/2), s_{C_{BM}}(ENC_{pk_M}(D_B)/2)) \triangleq c_{C_{BM}}(ENC_{pk_M}(D_B)/2)$$

$$\gamma(r_{C_{MA}}(ENC_{pk_A}(D'_B)/2), s_{C_{MA}}(ENC_{pk_A}(D'_B)/2)) \triangleq c_{C_{MA}}(ENC_{pk_A}(D'_B)/2)$$

$$\gamma(r_{C_{AM}}(ENC_{pk_M}(D_A)/2), s_{C_{AM}}(ENC_{pk_M}(D_A)/2)) \triangleq c_{C_{AM}}(ENC_{pk_M}(D_A)/2)$$

$$\gamma(r_{C_{MB}}(ENC_{pk_B}(D'_A)/2), s_{C_{MB}}(ENC_{pk_B}(D'_A)/2)) \triangleq c_{C_{MB}}(ENC_{pk_B}(D'_A)/2)$$

$$\gamma(r_{C_{BM}}(ENC_{pk_M}(D_B)/2), s_{C_{BM}}(ENC_{pk_M}(D_B)/2)) \triangleq c_{C_{BM}}(ENC_{pk_M}(D_B)/2)$$

$$\gamma(r_{C_{MA}}(ENC_{pk_A}(D'_B)/2), s_{C_{MA}}(ENC_{pk_A}(D'_B)/2)) \triangleq c_{C_{MA}}(ENC_{pk_A}(D'_B)/2)$$

Let all modules be in parallel, then the protocol $A \parallel B \parallel Ma$ can be presented by the following process term.

$$\tau_I(\partial_H(\Theta(A \parallel B \parallel Ma))) = \tau_I(\partial_H(A \parallel B \parallel Ma))$$

$$\begin{aligned} \text{where } H = \{ & r_{C_{AM}}(ENC_{pk_M}(D_A)/2), s_{C_{AM}}(ENC_{pk_M}(D_A)/2), r_{C_{MB}}(ENC_{pk_B}(D'_A)/2), \\ & s_{C_{MB}}(ENC_{pk_B}(D'_A)/2), r_{C_{BM}}(ENC_{pk_M}(D_B)/2), s_{C_{BM}}(ENC_{pk_M}(D_B)/2), \\ & r_{C_{MA}}(ENC_{pk_A}(D'_B)/2), s_{C_{MA}}(ENC_{pk_A}(D'_B)/2), r_{C_{AM}}(ENC_{pk_M}(D_A)/2), \\ & s_{C_{AM}}(ENC_{pk_M}(D_A)/2), r_{C_{MB}}(ENC_{pk_B}(D'_A)/2), s_{C_{MB}}(ENC_{pk_B}(D'_A)/2), \\ & r_{C_{BM}}(ENC_{pk_M}(D_B)/2), s_{C_{BM}}(ENC_{pk_M}(D_B)/2), r_{C_{MA}}(ENC_{pk_A}(D'_B)/2), \\ & s_{C_{MA}}(ENC_{pk_A}(D'_B)/2) \mid D_A, D_B, D'_A, D'_B \in \Delta \}, \end{aligned}$$

$$\begin{aligned} I = \{ & c_{C_{AM}}(ENC_{pk_M}(D_A)/2), c_{C_{MB}}(ENC_{pk_B}(D'_A)/2), c_{C_{BM}}(ENC_{pk_M}(D_B)/2), c_{C_{MA}}(ENC_{pk_A}(D'_B)/2), \\ & c_{C_{AM}}(ENC_{pk_M}(D_A)/2), c_{C_{MB}}(ENC_{pk_B}(D'_A)/2), c_{C_{BM}}(ENC_{pk_M}(D_B)/2), c_{C_{MA}}(ENC_{pk_A}(D'_B)/2), \\ & enc_{pk_M}(D_A), dec_{sk_A}(ENC_{pk_A}(D'_B)), enc_{pk_M}(D_B), dec_{sk_B}(ENC_{pk_B}(D'_A)), enc_{pk_B}(D'_A), \\ & enc_{pk_A}(D'_B) \mid D_A, D_B, D'_A, D'_B \in \Delta \}. \end{aligned}$$

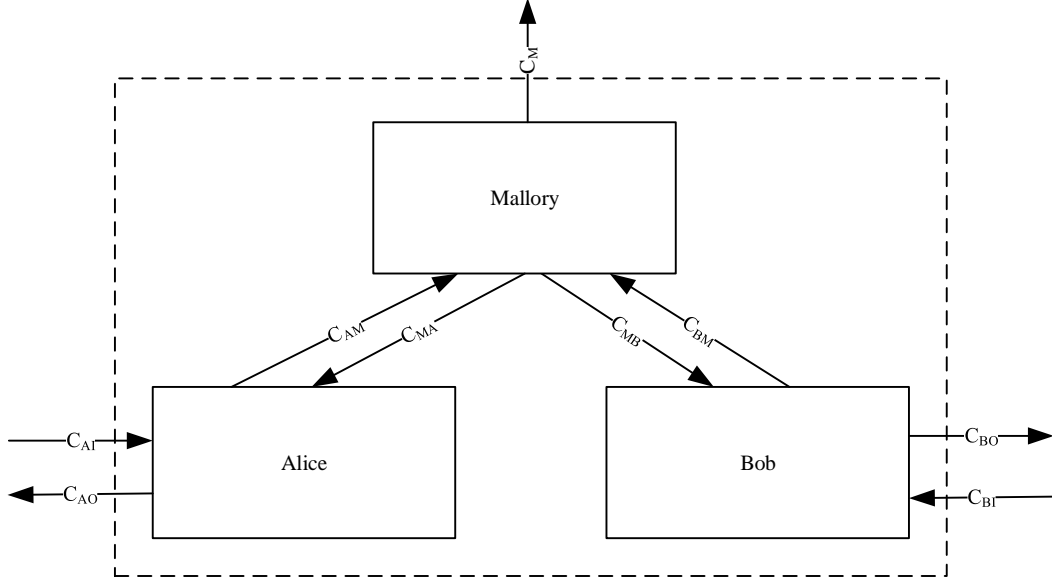


Figure 9: Key exchange protocol with digital signature and man-in-the-middle attack

Then we get the following conclusion on the protocol.

Theorem 5.3. *The interlock protocol with public key cryptography in Figure 8 is secure.*

Proof. Based on the above state transitions of the above modules, by use of the algebraic laws of $APTC_G$, we can prove that

$$\tau_I(\partial_H(A \bowtie B \bowtie Ma)) = \sum_{D_A, D_B, D'_A, D'_B \in \Delta} (r_{C_{AI}}(D_A) \cdot r_{C_{BI}}(D_B) \cdot s_{C_{BO}}(D'_A) \cdot s_{C_{AO}}(D'_B)) \cdot \tau_I(\partial_H(A \bowtie B \bowtie Ma)).$$

For the details of proof, please refer to section 2.9, and we omit it.

That is, the interlock protocol in Figure 8 $\tau_I(\partial_H(A \bowtie B \bowtie Ma))$ can exhibit desired external behaviors, that is, Alice and Bob can aware the existence of the man in the middle. \square

5.4 Key Exchange with Digital Signatures

The protocol shown in Figure 9 uses digital signature for secure communication with man-in-the-middle attack, that is, Alice, Bob have shared their public keys pk_A and pk_B , and the public keys are signed by the Trent: $SIGN_{sk_T}(A, pk_A)$, $SIGN_{sk_T}(B, pk_B)$ and $SIGN_{sk_T}(M, pk_M)$. Note that, Trent's public key pk_T is well-known. And also, the key exchange protocol with digital signature can resist man-in-the-middle attack, that is, Alice and Bob can aware of the existence of the man in the middle.

The process of the protocol with man-in-the-middle attack is as follows, and we only consider the message in one direction: from Alice to Bob.

1. Alice receives some messages D from the outside through the channel C_{AI} (the corresponding reading action is denoted $r_{C_{AI}}(D)$), she sends a key request message Me to Mallory through the channel C_{AM} (the corresponding sending action is denoted $s_{C_{AM}}(Me)$);
2. Mallory receives the message Me through the channel C_{AM} (the corresponding reading action is denoted $r_{C_{AM}}(Me)$), he sends Me to the Bob through the channel C_{MB} (the corresponding sending action is denoted $s_{C_{MB}}(Me)$);
3. Bob receives the message Me from Mallory through the channel C_{MB} (the corresponding reading action is denoted $r_{C_{MB}}(Me)$), and sends his signed public key $SIGN_{sk_T}(B, pk_B)$ to Mallory through the channel C_{BM} (the corresponding sending action is denoted $s_{C_{BM}}(SIGN_{sk_T}(B, pk_B))$);
4. Mallory receives $SIGN_{sk_T}(B, pk_B)$ from Bob through the channel C_{BM} (the corresponding reading action is denoted $r_{C_{BM}}(SIGN_{sk_T}(B, pk_B))$), he can get pk_B , then he sends his signed public key $SIGN_{sk_T}(M, pk_M)$ or $SIGN_{sk_T}(B, pk_B)$ to Alice through the channel C_{MA} (the corresponding sending action is denoted $s_{C_{MA}}(SIGN_{sk_T}(M, pk_M))$);
5. Alice receives $SIGN_{sk_T}(M, pk_M)$ or $SIGN_{sk_T}(B, pk_B)$ from Mallory through the channel C_{MA} (the corresponding reading action is denoted $r_{C_{MA}}(SIGN_{sk_T}(d_1, d_2))$), she de-sign this message using Trent's public key pk_T through the action $de-sign_{pk_T}(SIGN_{sk_T}(d_1, d_2))$, if $d_1 = B$: she encrypts the message D with Bob's public key pk_B through the action $enc_{pk_B}(D)$, then Alice sends $ENC_{pk_B}(D)$ to Mallory through the channel C_{AM} (the corresponding sending action is denoted $s_{C_{AM}}(ENC_{pk_B}(D))$); if $d_1 \neq B$, she encrypts the message \perp (a special meaningless message) with Mallory's public key pk_M through the action $enc_{pk_M}(\perp)$, then Alice sends $ENC_{pk_M}(\perp)$ to Mallory through the channel C_{AM} (the corresponding sending action is denoted $s_{C_{AM}}(ENC_{pk_M}(\perp))$);
6. Mallory receives $ENC_{pk_M}(d_3)$ from Alice through the channel C_{AM} (the corresponding reading action is denoted $r_{C_{AM}}(ENC_{pk_M}(d_3))$), he decrypts the message with his private key sk_M through the action $dec_{sk_M}(ENC_{pk_M}(d_3))$ to get the message d_3 (maybe \perp or another meaningless data, all denoted \perp), and sends \perp to the outside through the channel C_M (the corresponding sending action is denoted $s_{C_M}(\perp)$), then he encrypts \perp with Bob's public key pk_B through the action $enc_{pk_B}(\perp)$ and sends $ENC_{pk_B}(\perp)$ to Bob through the channel C_{MB} (the corresponding sending action is denoted $s_{C_{MB}}(ENC_{pk_B}(\perp))$);
7. Bob receives the message $ENC_{pk_B}(\perp)$ through the channel C_{MB} (the corresponding reading action is denoted $r_{C_{MB}}(ENC_{pk_B}(\perp))$), after a decryption processing $dec_{sk_B}(ENC_{pk_B}(\perp))$ to get the message \perp , then he sends \perp to the outside through the channel C_{BO} (the corresponding sending action is denoted $s_{C_{BO}}(\perp)$).

Where $D \in \Delta$, Δ is the set of data.

Alice's state transitions described by $APTC_G$ are as follows.

$$A = \sum_{D \in \Delta} r_{C_{AI}}(D) \cdot A_2$$

$$A_2 = s_{C_{AM}}(Me) \cdot A_3$$

$$A_3 = r_{C_{MA}}(SIGN_{sk_T}(d_1, d_2)) \cdot A_4$$

$$A_4 = de-sign_{pk_T}(SIGN_{sk_T}(d_1, d_2)) \cdot A_5$$

$$A_5 = (\{d_1 = B\} \cdot enc_{pk_B}(D) \cdot s_{C_{AM}}(ENC_{pk_B}(D)) + \{d_1 \neq B\} \cdot enc_{pk_M}(\perp) \cdot s_{C_{AM}}(ENC_{pk_M}(\perp))) \cdot A$$

Bob's state transitions described by $APTC_G$ are as follows.

$$B = r_{C_{MB}}(Me) \cdot B_2$$

$$B_2 = s_{C_{BM}}(SIGN_{sk_T}(B, pk_B)) \cdot B_3$$

$$B_3 = r_{C_{MB}}(ENC_{pk_B}(\perp)) \cdot B_4$$

$$B_4 = dec_{sk_B}(ENC_{pk_B}(\perp)) \cdot B_5$$

$$B_5 = s_{C_{BO}}(\perp) \cdot B$$

Mallory's state transitions described by $APTC_G$ are as follows.

$$Ma = r_{C_{AM}}(Me) \cdot Ma_2$$

$$Ma_2 = s_{C_{MB}}(Me) \cdot Ma_3$$

$$Ma_3 = r_{C_{BM}}(SIGN_{sk_T}(B, pk_B)) \cdot Ma_4$$

$$Ma_4 = s_{C_{MA}}(SIGN_{sk_T}(M, pk_M)) \cdot Ma_5$$

$$Ma_5 = r_{C_{AM}}(ENC_{pk_M}(d_3)) \cdot Ma_6$$

$$Ma_6 = dec_{sk_M}(ENC_{pk_M}(d_3)) \cdot Ma_7$$

$$Ma_7 = s_{C_M}(\perp) \cdot Ma_8$$

$$Ma_8 = enc_{pk_B}(\perp) \cdot Ma_9$$

$$Ma_9 = s_{C_{MB}}(ENC_{pk_B}(\perp)) \cdot Ma$$

The sending action and the reading action of the same type data through the same channel can communicate with each other, otherwise, will cause a deadlock δ . We define the following communication functions.

$$\gamma(r_{C_{AM}}(Me), s_{C_{AM}}(Me)) \triangleq c_{C_{AM}}(Me)$$

$$\gamma(r_{C_{MB}}(Me), s_{C_{MB}}(Me)) \triangleq c_{C_{MB}}(Me)$$

$$\gamma(r_{C_{BM}}(SIGN_{sk_T}(B, pk_B)), s_{C_{BM}}(SIGN_{sk_T}(B, pk_B))) \triangleq c_{C_{BM}}(SIGN_{sk_T}(B, pk_B))$$

$$\gamma(r_{C_{MA}}(SIGN_{sk_T}(M, pk_M)), s_{C_{MA}}(SIGN_{sk_T}(M, pk_M))) \triangleq c_{C_{MA}}(SIGN_{sk_T}(M, pk_M))$$

$$\gamma(r_{C_{AM}}(ENC_{pk_M}(d_3)), s_{C_{AM}}(ENC_{pk_M}(d_3))) \triangleq c_{C_{AM}}(ENC_{pk_M}(d_3))$$

$$\gamma(r_{C_{MB}}(ENC_{pk_B}(\perp)), s_{C_{MB}}(ENC_{pk_B}(\perp))) \triangleq c_{C_{MB}}(ENC_{pk_B}(\perp))$$

Let all modules be in parallel, then the protocol $A \quad B \quad Ma$ can be presented by the following process term.

$$\tau_I(\partial_H(\Theta(A \quad B \quad Ma))) = \tau_I(\partial_H(A \quad B \quad Ma))$$

$$\text{where } H = \{r_{C_{AM}}(Me), s_{C_{AM}}(Me), r_{C_{MB}}(Me), s_{C_{MB}}(Me), r_{C_{BM}}(SIGN_{sk_T}(B, pk_B)), \\ s_{C_{BM}}(SIGN_{sk_T}(B, pk_B)), r_{C_{MA}}(SIGN_{sk_T}(M, pk_M)), s_{C_{MA}}(SIGN_{sk_T}(M, pk_M)), \\ r_{C_{AM}}(ENC_{pk_M}(d_3)), s_{C_{AM}}(ENC_{pk_M}(d_3)), r_{C_{MB}}(ENC_{pk_B}(\perp)), s_{C_{MB}}(ENC_{pk_B}(\perp)) | D \in \Delta\},$$

$$I = \{c_{C_{AM}}(Me), c_{C_{MB}}(Me), c_{C_{BM}}(SIGN_{sk_T}(B, pk_B)), c_{C_{MA}}(SIGN_{sk_T}(M, pk_M)), \\ c_{C_{AM}}(ENC_{pk_M}(d_3)), c_{C_{MB}}(ENC_{pk_B}(\perp)), de-sign_{pk_T}(SIGN_{sk_T}(d_1, d_2)), \\ \{d_1 = B\}, ENC_{pk_B}(D), \{d_1 \neq B\}, enc_{pk_M}(\perp), dec_{sk_B}(ENC_{pk_B}(\perp)), \\ dec_{sk_M}(ENC_{pk_M}(d_3)), enc_{pk_B}(\perp) | D \in \Delta\}.$$

Then we get the following conclusion on the protocol.

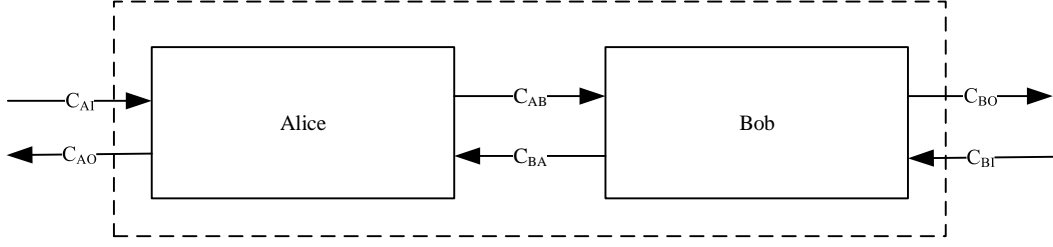


Figure 10: Key and message transmission protocol

Theorem 5.4. *The key exchange protocol with digital signature in Figure 9 is secure.*

Proof. Based on the above state transitions of the above modules, by use of the algebraic laws of $APTC_G$, we can prove that

$$\tau_I(\partial_H(A \text{ \textit{X}} B \text{ \textit{X}} Ma)) = \sum_{D \in \Delta} (r_{C_{AI}}(D) \cdot s_{C_M}(\perp) \cdot s_{C_{BO}}(\perp)) \cdot \tau_I(\partial_H(A \text{ \textit{X}} B \text{ \textit{X}} Ma)).$$

For the details of proof, please refer to section 2.9, and we omit it.

That is, the protocol in Figure 9 $\tau_I(\partial_H(A \text{ \textit{X}} B \text{ \textit{X}} Ma))$ can exhibit desired external behaviors, that is, Alice and Bob can aware the existence of the man in the middle. \square

5.5 Key and Message Transmission

The protocol shown in Figure 10 uses digital signature for secure communication, that is, Alice, Bob have shared their public keys pk_A and pk_B , and the public keys are signed by the Trent: $SIGN_{sk_T}(A, pk_A)$, $SIGN_{sk_T}(B, pk_B)$. Note that, Trent's public key pk_T is well-known. There is not a session key exchange process before the message is transferred.

The process of the protocol is as follows, and we only consider the message in one direction: from Alice to Bob.

1. Alice receives some messages D from the outside through the channel C_{AI} (the corresponding reading action is denoted $r_{C_{AI}}(D)$), she has $SIGN_{sk_T}(B, pk_B)$, she $de-sign_{pk_T}(SIGN_{sk_T}(B, pk_B))$ and gets pk_B , then generate a session key k_{AB} through an action $rs_{g_{k_{AB}}}$, and she encrypts the message D with k_{AB} through an action $enc_{k_{AB}}(D)$ and encrypts k_{AB} with Bob's public key pk_B through the action $enc_{pk_B}(k_{AB})$, then Alice sends $ENC_{pk_B}(k_{AB}), ENC_{k_{AB}}(D)$ to Bob through the channel C_{AB} (the corresponding sending action is denoted $s_{C_{AB}}(ENC_{pk_B}(k_{AB}), ENC_{k_{AB}}(D))$);
2. Bob receives the message $ENC_{pk_B}(k_{AB}), ENC_{k_{AB}}(D)$ through the channel C_{AB} (the corresponding reading action is denoted $r_{C_{AB}}(ENC_{pk_B}(k_{AB}), ENC_{k_{AB}}(D))$), after a decryption processing $dec_{sk_B}(ENC_{pk_B}(k_{AB}))$ to get the message k_{AB} and a decryption processing $dec_{k_{AB}}(ENC_{k_{AB}}(D))$ to get D , then he sends D to the outside through the channel C_{BO} (the corresponding sending action is denoted $s_{C_{BO}}(D)$).

Where $D \in \Delta$, Δ is the set of data.

Alice's state transitions described by $APT C_G$ are as follows.

$$A = \sum_{D \in \Delta} r_{C_{AI}}(D) \cdot A_2$$

$$A_2 = de\text{-}sign_{pk_T}(SIGN_{sk_T}(B, pk_B)) \cdot A_3$$

$$A_3 = rsg_{k_{AB}} \cdot A_4$$

$$A_4 = enc_{k_{AB}}(D) \cdot A_5$$

$$A_5 = enc_{pk_B}(k_{AB}) \cdot A_6$$

$$A_6 = s_{C_{AB}}(ENC_{pk_B}(k_{AB}), ENC_{k_{AB}}(D)) \cdot A$$

Bob's state transitions described by $APT C_G$ are as follows.

$$B = r_{C_{AB}}(ENC_{pk_B}(k_{AB}), ENC_{k_{AB}}(D)) \cdot B_2$$

$$B_2 = dec_{sk_B}(ENC_{pk_B}(k_{AB})) \cdot B_3$$

$$B_3 = dec_{k_{AB}}(ENC_{k_{AB}}(D)) \cdot B_4$$

$$B_4 = s_{C_{BO}}(D) \cdot B$$

The sending action and the reading action of the same type data through the same channel can communicate with each other, otherwise, will cause a deadlock δ . We define the following communication functions.

$$\begin{aligned} & \gamma(r_{C_{AB}}(ENC_{pk_B}(k_{AB}), ENC_{k_{AB}}(D)), s_{C_{AB}}(ENC_{pk_B}(k_{AB}), ENC_{k_{AB}}(D))) \\ & \triangleq c_{C_{AB}}(ENC_{pk_B}(k_{AB}), ENC_{k_{AB}}(D)) \end{aligned}$$

Let all modules be in parallel, then the protocol $A \ \! \! \! \bowtie \! \! \! B$ can be presented by the following process term.

$$\tau_I(\partial_H(\Theta(A \ \! \! \! \bowtie \! \! \! B))) = \tau_I(\partial_H(A \ \! \! \! \bowtie \! \! \! B))$$

where $H = \{r_{C_{AB}}(ENC_{pk_B}(k_{AB}), ENC_{k_{AB}}(D)), s_{C_{AB}}(ENC_{pk_B}(k_{AB}), ENC_{k_{AB}}(D)) \mid D \in \Delta\}$,

$I = \{c_{C_{AB}}(ENC_{pk_B}(k_{AB}), ENC_{k_{AB}}(D)), de\text{-}sign_{pk_T}(SIGN_{sk_T}(B, pk_B)), rsg_{k_{AB}}, enc_{k_{AB}}(D), enc_{pk_B}(k_{AB}), dec_{sk_B}(ENC_{pk_B}(k_{AB})), dec_{k_{AB}}(ENC_{k_{AB}}(D)) \mid D \in \Delta\}$.

Then we get the following conclusion on the protocol.

Theorem 5.5. *The key and message transmission protocol with digital signature in Figure 10 is secure.*

Proof. Based on the above state transitions of the above modules, by use of the algebraic laws of $APT C_G$, we can prove that

$$\tau_I(\partial_H(A \ \! \! \! \bowtie \! \! \! B)) = \sum_{D \in \Delta} (r_{C_{AI}}(D) \cdot s_{C_{BO}}(D)) \cdot \tau_I(\partial_H(A \ \! \! \! \bowtie \! \! \! B)).$$

For the details of proof, please refer to section 2.9, and we omit it.

That is, the protocol in Figure 10 $\tau_I(\partial_H(A \ \! \! \! \bowtie \! \! \! B))$ can exhibit desired external behaviors, and similarly to the protocol in subsection 5.4, this protocol can resist the man-in-the-middle attack. \square

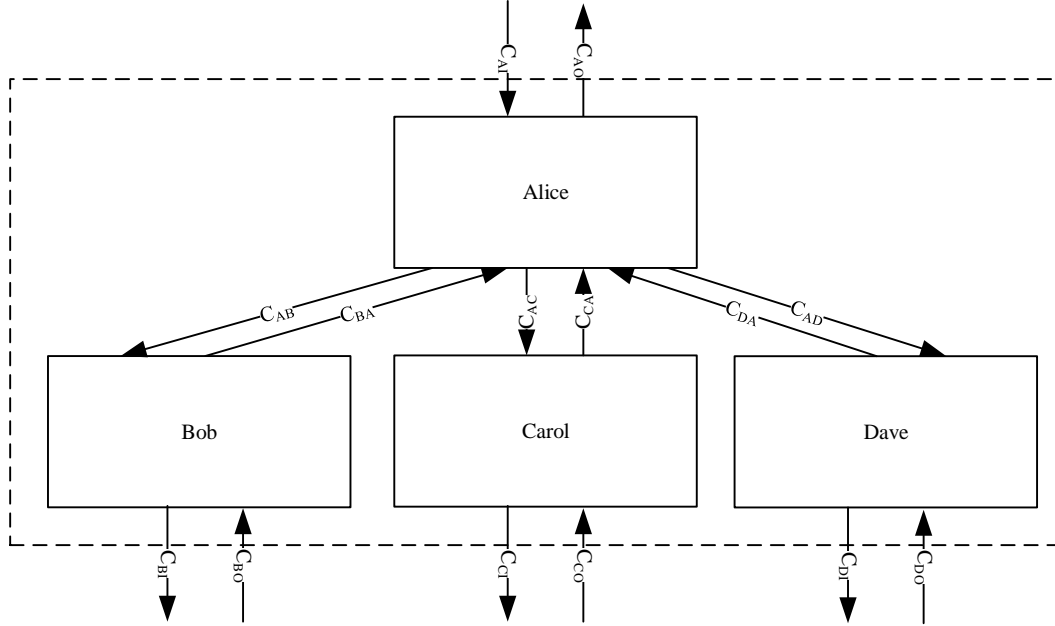


Figure 11: Key and message broadcast protocol

5.6 Key and Message Broadcast

The protocol shown in Figure 11 uses digital signature for secure broadcast communication, that is, Alice, Bob, Carol, and Dave have shared their public keys pk_A , pk_B , pk_C and pk_{Da} and the public keys are signed by the Trent: $SIGN_{sk_T}(A, pk_A)$, $SIGN_{sk_T}(B, pk_B)$, $SIGN_{sk_T}(C, pk_C)$ and $SIGN_{sk_T}(Da, pk_{Da})$. Note that, Trent's public key pk_T is well-known. There is not a session key exchange process before the message is transferred.

The process of the protocol is as follows, and we only consider the message in one direction: from Alice to Bob, Carol and Dave.

1. Alice receives some messages D from the outside through the channel C_{AI} (the corresponding reading action is denoted $r_{C_{AI}}(D)$), she has $SIGN_{sk_T}(B, pk_B)$, $SIGN_{sk_T}(C, pk_C)$, and $SIGN_{sk_T}(Da, pk_{Da})$, she $de-sign_{pk_T}(SIGN_{sk_T}(B, pk_B))$ and gets pk_B , $de-sign_{pk_T}(SIGN_{sk_T}(C, pk_C))$ and gets pk_C , $de-sign_{pk_T}(SIGN_{sk_T}(Da, pk_{Da}))$ and gets pk_{Da} , then generate a session key k through an action rsg_k , and she encrypts the message D with k through an action $enc_k(D)$ and encrypts k with Bob's public key pk_B through the action $enc_{pk_B}(k)$, Carol's public key pk_C through the action $enc_{pk_C}(k)$, Dave's public key pk_{Da} through the action $enc_{pk_{Da}}(k)$, then Alice sends $ENC_{pk_B}(k), ENC_k(D)$ to Bob through the channel C_{AB} (the corresponding sending action is denoted $s_{C_{AB}}(ENC_{pk_B}(k), ENC_k(D))$), sends $ENC_{pk_C}(k), ENC_k(D)$ to Bob through the channel C_{AC} (the corresponding sending action is denoted $s_{C_{AC}}(ENC_{pk_C}(k), ENC_k(D))$), sends $ENC_{pk_{Da}}(k), ENC_k(D)$ to Bob through the channel C_{AD} (the corresponding sending action is denoted $s_{C_{AD}}(ENC_{pk_{Da}}(k), ENC_k(D))$);

2. Bob receives the message $ENC_{pk_B}(k), ENC_k(D)$ through the channel C_{AB} (the corresponding reading action is denoted $r_{C_{AB}}(ENC_{pk_B}(k), ENC_k(D))$), after a decryption processing $dec_{sk_B}(ENC_{pk_B}(k))$ to get the key k and a decryption processing $dec_k(ENC_k(D))$ to get D , then he sends D to the outside through the channel C_{BO} (the corresponding sending action is denoted $s_{C_{BO}}(D)$);
3. Carol receives the message $ENC_{pk_C}(k), ENC_k(D)$ through the channel C_{AC} (the corresponding reading action is denoted $r_{C_{AC}}(ENC_{pk_C}(k), ENC_k(D))$), after a decryption processing $dec_{sk_C}(ENC_{pk_C}(k))$ to get the message k and a decryption processing $dec_k(ENC_k(D))$ to get D , then he sends D to the outside through the channel C_{CO} (the corresponding sending action is denoted $s_{C_{CO}}(D)$);
4. Dave receives the message $ENC_{pk_{Da}}(k), ENC_k(D)$ through the channel C_{AD} (the corresponding reading action is denoted $r_{C_{AD}}(ENC_{pk_{Da}}(k), ENC_k(D))$), after a decryption processing $dec_{sk_{Da}}(ENC_{pk_{Da}}(k))$ to get the message k and a decryption processing $dec_k(ENC_k(D))$ to get D , then he sends D to the outside through the channel C_{DO} (the corresponding sending action is denoted $s_{C_{DO}}(D)$).

Where $D \in \Delta$, Δ is the set of data.

Alice's state transitions described by $APTC_G$ are as follows.

$$A = \sum_{D \in \Delta} r_{C_{AI}}(D) \cdot A_2$$

$$A_2 = (de-sign_{pk_T}(SIGN_{sk_T}(B, pk_B)) \parallel de-sign_{pk_T}(SIGN_{sk_T}(C, pk_C)) \parallel de-sign_{pk_T}(SIGN_{sk_T}(D, pk_D))) \cdot A_3$$

$$A_3 = rsg_k \cdot A_4$$

$$A_4 = enc_k(D) \cdot A_5$$

$$A_5 = (enc_{pk_B}(k) \parallel enc_{pk_C}(k) \parallel enc_{pk_D}(k)) \cdot A_6$$

$$A_6 = (s_{C_{AB}}(ENC_{pk_B}(k), ENC_k(D)) \parallel s_{C_{AC}}(ENC_{pk_C}(k), ENC_k(D)) \parallel s_{C_{AD}}(ENC_{pk_D}(k), ENC_k(D))) \cdot A$$

Bob's state transitions described by $APTC_G$ are as follows.

$$B = r_{C_{AB}}(ENC_{pk_B}(k), ENC_k(D)) \cdot B_2$$

$$B_2 = dec_{sk_B}(ENC_{pk_B}(k)) \cdot B_3$$

$$B_3 = dec_k(ENC_k(D)) \cdot B_4$$

$$B_4 = s_{C_{BO}}(D) \cdot B$$

Carol's state transitions described by $APTC_G$ are as follows.

$$C = r_{C_{AC}}(ENC_{pk_C}(k), ENC_k(D)) \cdot C_2$$

$$C_2 = dec_{sk_C}(ENC_{pk_C}(k)) \cdot C_3$$

$$C_3 = dec_k(ENC_k(D)) \cdot C_4$$

$$C_4 = s_{C_{CO}}(D) \cdot C$$

Dave's state transitions described by $APTC_G$ are as follows.

$$Da = r_{C_{AD}}(ENC_{pk_{Da}}(k), ENC_k(D)) \cdot Da_2$$

$$Da_2 = dec_{sk_{Da}}(ENC_{pk_{Da}}(k)) \cdot Da_3$$

$$Da_3 = dec_k(ENC_k(D)) \cdot Da_4$$

$$Da_4 = s_{C_{DO}}(D) \cdot Da$$

The sending action and the reading action of the same type data through the same channel can communicate with each other, otherwise, will cause a deadlock δ . We define the following communication functions.

$$\gamma(r_{C_{AB}}(ENC_{pk_B}(k), ENC_k(D)), s_{C_{AB}}(ENC_{pk_B}(k), ENC_k(D))) \triangleq c_{C_{AB}}(ENC_{pk_B}(k), ENC_k(D))$$

$$\gamma(r_{C_{AC}}(ENC_{pk_C}(k), ENC_k(D)), s_{C_{AC}}(ENC_{pk_C}(k), ENC_k(D))) \triangleq c_{C_{AC}}(ENC_{pk_C}(k), ENC_k(D))$$

$$\gamma(r_{C_{AD}}(ENC_{pk_{Da}}(k), ENC_k(D)), s_{C_{AD}}(ENC_{pk_{Da}}(k), ENC_k(D))) \triangleq c_{C_{AD}}(ENC_{pk_{Da}}(k), ENC_k(D))$$

Let all modules be in parallel, then the protocol $A \quad B \quad C \quad Da$ can be presented by the following process term.

$$\tau_I(\partial_H(\Theta(A \ \& \ B \ \& \ C \ \& \ Da))) = \tau_I(\partial_H(A \ \& \ B \ \& \ C \ \& \ Da))$$

where $H = \{r_{C_{AB}}(ENC_{pk_B}(k), ENC_k(D)), s_{C_{AB}}(ENC_{pk_B}(k), ENC_k(D)), r_{C_{AC}}(ENC_{pk_C}(k), ENC_k(D)), s_{C_{AC}}(ENC_{pk_C}(k), ENC_k(D)), r_{C_{AD}}(ENC_{pk_{Da}}(k), ENC_k(D)), s_{C_{AD}}(ENC_{pk_{Da}}(k), ENC_k(D)) | D \in \Delta\}$,

$I = \{c_{C_{AB}}(ENC_{pk_B}(k), ENC_k(D)), c_{C_{AC}}(ENC_{pk_C}(k), ENC_k(D)), c_{C_{AD}}(ENC_{pk_{Da}}(k), ENC_k(D)), de-sign_{pk_T}(SIGN_{sk_T}(C, pk_C)), de-sign_{pk_T}(SIGN_{sk_T}(Da, pk_{Da})), de-sign_{pk_T}(SIGN_{sk_T}(B, pk_B)), rsgk, enc_k(D), enc_{pk_B}(k), enc_{pk_C}(k), enc_{pk_{Da}}(k), dec_k(ENC_k(D)), dec_{sk_B}(ENC_{pk_B}(k)), dec_{sk_C}(ENC_{pk_C}(k)), dec_{sk_{Da}}(ENC_{pk_{Da}}(k)) | D \in \Delta\}$.

Then we get the following conclusion on the protocol.

Theorem 5.6. *The key and message broadcast protocol with digital signature in Figure 11 is secure.*

Proof. Based on the above state transitions of the above modules, by use of the algebraic laws of APT_C , we can prove that

$$\tau_I(\partial_H(A \ \& \ B \ \& \ C \ \& \ Da)) = \sum_{D \in \Delta} (r_{C_{AI}}(D) \cdot (s_{C_{BO}}(D) \parallel s_{C_{CO}}(D) \parallel s_{C_{DO}}(D))) \cdot \tau_I(\partial_H(A \ \& \ B \ \& \ C \ \& \ Da)).$$

For the details of proof, please refer to section 2.9, and we omit it.

That is, the protocol in Figure 11 $\tau_I(\partial_H(A \ \& \ B \ \& \ C \ \& \ Da))$ can exhibit desired external behaviors, and similarly to the protocol in subsection 5.4, this protocol can resist the man-in-the-middle attack. \square

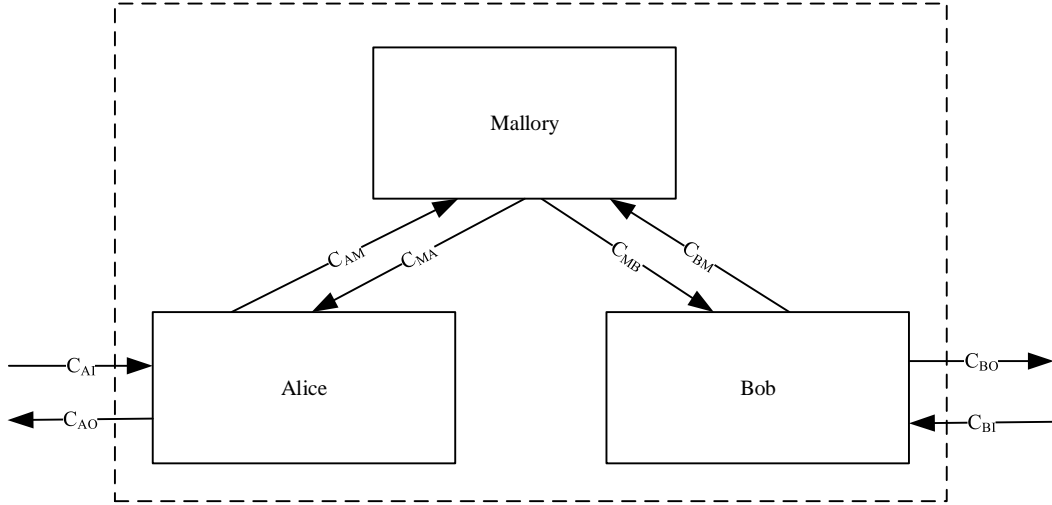


Figure 12: Mutual authentication using the interlock protocol with man-in-the-middle attack

6 Analyses of Authentication Protocols

An authentication protocol is used to verify the principal's identity, including verification of one principal's identity and mutual verifications of more than two principals' identities. We omit some quite simple authentication protocols, including authentication using one-way functions, etc. We will analyze mutual authentication using the interlock protocol against man-in-the-middle attack in section 6.1, and SKID in section 6.2.

6.1 Mutual Authentication Using the Interlock Protocol

The mutual authentication using the interlock protocol shown in Figure 12 also uses public keys for secure communication with man-in-the-middle attack, that is, Alice, Bob have shared their public keys pk_A and pk_B already. But, the interlock protocol can resist man-in-the-middle attack, that is, Alice and Bob can aware of the existence of the man in the middle.

The process of the mutual authentication using the interlock protocol with man-in-the-middle attack is as follows, we assume that Alice has "Bob's" public key pk_M , Bob has "Alice's" public key pk_M , and Mallory has Alice's public key pk_A and Bob's public key pk_B .

1. Alice receives some password P_A from the outside through the channel C_{AI} (the corresponding reading action is denoted $r_{C_{AI}}(P_A)$), she encrypts the password P_A with Mallory's public key pk_M through the action $enc_{pk_M}(P_A)$, then Alice sends the half of $ENC_{pk_M}(P_A)$ to Mallory through the channel C_{AM} (the corresponding sending action is denoted $s_{C_{AM}}(ENC_{pk_M}(P_A)/2)$);
2. Mallory receives $ENC_{pk_M}(P_A)/2$ from Alice through the channel C_{AM} (the corresponding reading action is denoted $r_{C_{AM}}(ENC_{pk_M}(P_A)/2)$), he can not decrypt the password with his private key sk_M , and has to make another password P'_A and encrypt

P'_A with Bob's public key pk_B through the action $enc_{pk_B}(P'_A)$, and sends the half of $ENC_{pk_B}(P'_A)$ to Bob through the channel C_{MB} (the corresponding sending action is denoted $s_{C_{MB}}(ENC_{pk_B}(P'_A)/2)$);

3. Bob receives the password $ENC_{pk_B}(P'_A)/2$ through the channel C_{MB} (the corresponding reading action is denoted $r_{C_{MB}}(ENC_{pk_B}(P'_A)/2)$), and receives some password P_B from the outside through the channel C_{BI} (the corresponding reading action is denoted $r_{BI}(P_B)$), after an encryption processing $enc_{pk_M}(P_B)$ to get the password $ENC_{pk_M}(P_B)$, then he sends the half of $ENC_{pk_M}(P_B)$ to Mallory through the channel C_{BM} (the corresponding sending action is denoted $s_{C_{BM}}(ENC_{pk_M}(P_B)/2)$);
4. Mallory receives $ENC_{pk_M}(P_B)/2$ from Bob through the channel C_{BM} (the corresponding reading action is denoted $r_{C_{BM}}(ENC_{pk_M}(P_B)/2)$), he can not decrypt the password with his private key sk_M , and has to make another password P'_B and encrypt P'_B with Alice's public key pk_A through the action $enc_{pk_A}(P'_B)$, and sends the half of $ENC_{pk_A}(P'_B)$ to Alice through the channel C_{MA} (the corresponding sending action is denoted $s_{C_{MA}}(ENC_{pk_A}(P'_B)/2)$);
5. Alice receives the password $ENC_{pk_A}(P'_B)/2$ through the channel C_{MA} (the corresponding reading action is denoted $r_{C_{MA}}(ENC_{pk_A}(P'_B)/2)$), and sends the other half of $ENC_{pk_M}(P_A)$ to Mallory through the channel C_{AM} (the corresponding sending action is denoted $s_{C_{AM}}(ENC_{pk_M}(P_A)/2)$);
6. Mallory receives $ENC_{pk_M}(P_A)/2$ from Alice through the channel C_{AM} (the corresponding reading action is denoted $r_{C_{AM}}(ENC_{pk_M}(P_A)/2)$), he can combine the two half of $ENC_{pk_M}(P_A)/2$ and decrypt the password with his private key sk_M , and but he has to send the other half of $ENC_{pk_B}(P'_A)$ to Bob through the channel C_{MB} (the corresponding sending action is denoted $s_{C_{MB}}(ENC_{pk_B}(P'_A)/2)$);
7. Bob receives the password $ENC_{pk_B}(P'_A)/2$ through the channel C_{MB} (the corresponding reading action is denoted $r_{C_{MB}}(ENC_{pk_B}(P'_A)/2)$), after a combination of two half of $ENC_{pk_B}(P'_A)$ and a decryption processing $dec_{sk_B}(ENC_{pk_B}(P'_A))$ to get the password P'_A , then he sends it to the outside through the channel C_{BO} (the corresponding sending action is denoted $s_{C_{BO}}(P'_A)$). Then he sends the other half of $ENC_{pk_M}(P_B)$ to Mallory through the channel C_{BM} (the corresponding sending action is denoted $s_{C_{BM}}(ENC_{pk_M}(P_B)/2)$);
8. Mallory receives $ENC_{pk_M}(P_B)/2$ from Bob through the channel C_{BM} (the corresponding reading action is denoted $r_{C_{BM}}(ENC_{pk_M}(P_B)/2)$), he can combine the two half of $ENC_{pk_M}(P_B)/2$ and decrypt the password with his private key sk_M , and but he has to send the other half of $ENC_{pk_A}(P'_B)$ to Alice through the channel C_{MA} (the corresponding sending action is denoted $s_{C_{MA}}(ENC_{pk_A}(P'_B)/2)$);
9. Alice receives the password $ENC_{pk_A}(P'_B)/2$ through the channel C_{MA} (the corresponding reading action is denoted $r_{C_{MA}}(ENC_{pk_A}(P'_B)/2)$), after a combination of two half of $ENC_{pk_A}(P'_B)$ and a decryption processing $dec_{sk_A}(ENC_{pk_A}(P'_B))$ to get the password P'_B , then she sends it to the outside through the channel C_{AO} (the corresponding sending action is denoted $s_{C_{AO}}(P'_B)$).

Where $P_A, P_B, P'_A, P'_B \in \Delta$, Δ is the set of data.

Alice's state transitions described by $APT C_G$ are as follows.

$$\begin{aligned}
A &= \sum_{P_A \in \Delta} r_{C_{AI}}(P_A) \cdot A_2 \\
A_2 &= enc_{pk_M}(P_A) \cdot A_3 \\
A_3 &= s_{C_{AM}}(ENC_{pk_M}(P_A)/2) \cdot A_4 \\
A_4 &= r_{C_{MA}}(ENC_{pk_A}(P'_B)/2) \cdot A_5 \\
A_5 &= s_{C_{AM}}(ENC_{pk_M}(P_A)/2) \cdot A_6 \\
A_6 &= r_{C_{MA}}(ENC_{pk_A}(P'_B)/2) \cdot A_7 \\
A_7 &= dec_{sk_A}(ENC_{pk_A}(P'_B)) \cdot A_8 \\
A_8 &= s_{C_{AO}}(P'_B) \cdot A
\end{aligned}$$

Bob's state transitions described by $APT C_G$ are as follows.

$$\begin{aligned}
B &= r_{C_{MB}}(ENC_{pk_B}(P'_A)/2) \cdot B_2 \\
B_2 &= \sum_{P_B \in \Delta} r_{BI}(P_B) \cdot B_3 \\
B_3 &= enc_{pk_M}(P_B) \cdot B_4 \\
B_4 &= s_{C_{BM}}(ENC_{pk_M}(P_B)/2) \cdot B_5 \\
B_5 &= r_{C_{MB}}(ENC_{pk_B}(P'_A)/2) \cdot B_6 \\
B_6 &= dec_{sk_B}(ENC_{pk_B}(P'_A)) \cdot B_7 \\
B_7 &= s_{C_{BO}}(P'_A) \cdot B_8 \\
B_8 &= s_{C_{BM}}(ENC_{pk_M}(P_B)/2) \cdot B
\end{aligned}$$

Mallory's state transitions described by $APT C_G$ are as follows.

$$\begin{aligned}
Ma &= r_{C_{AM}}(ENC_{pk_M}(P_A)/2) \cdot Ma_2 \\
Ma_2 &= enc_{pk_B}(P'_A) \cdot Ma_3 \\
Ma_3 &= s_{C_{MB}}(ENC_{pk_B}(P'_A)/2) \cdot Ma_4 \\
Ma_4 &= r_{C_{BM}}(ENC_{pk_M}(P_B)/2) \cdot Ma_5 \\
Ma_5 &= enc_{pk_A}(P'_B) \cdot Ma_6 \\
Ma_6 &= s_{C_{MA}}(ENC_{pk_A}(P'_B)/2) \cdot Ma_7 \\
Ma_7 &= r_{C_{AM}}(ENC_{pk_M}(P_A)/2) \cdot Ma_8 \\
Ma_8 &= s_{C_{MB}}(ENC_{pk_B}(P'_A)/2) \cdot Ma_9 \\
Ma_9 &= r_{C_{BM}}(ENC_{pk_M}(P_B)/2) \cdot Ma_{10} \\
Ma_{10} &= s_{C_{MA}}(ENC_{pk_A}(P'_B)/2) \cdot Ma
\end{aligned}$$

The sending action and the reading action of the same type data through the same channel can communicate with each other, otherwise, will cause a deadlock δ . We define the following communication functions.

$$\begin{aligned}
\gamma(r_{C_{AM}}(ENC_{pk_M}(P_A)/2), s_{C_{AM}}(ENC_{pk_M}(P_A)/2)) &\triangleq c_{C_{AM}}(ENC_{pk_M}(P_A)/2) \\
\gamma(r_{C_{MB}}(ENC_{pk_B}(P'_A)/2), s_{C_{MB}}(ENC_{pk_B}(P'_A)/2)) &\triangleq c_{C_{MB}}(ENC_{pk_B}(P'_A)/2) \\
\gamma(r_{C_{BM}}(ENC_{pk_M}(P_B)/2), s_{C_{BM}}(ENC_{pk_M}(P_B)/2)) &\triangleq c_{C_{BM}}(ENC_{pk_M}(P_B)/2)
\end{aligned}$$

$$\begin{aligned}
&\gamma(r_{C_{MA}}(ENC_{pk_A}(P'_B)/2), s_{C_{MA}}(ENC_{pk_A}(P'_B)/2)) \triangleq c_{C_{MA}}(ENC_{pk_A}(P'_B)/2) \\
&\gamma(r_{C_{AM}}(ENC_{pk_M}(P_A)/2), s_{C_{AM}}(ENC_{pk_M}(P_A)/2)) \triangleq c_{C_{AM}}(ENC_{pk_M}(P_A)/2) \\
&\gamma(r_{C_{MB}}(ENC_{pk_B}(P'_A)/2), s_{C_{MB}}(ENC_{pk_B}(P'_A)/2)) \triangleq c_{C_{MB}}(ENC_{pk_B}(P'_A)/2) \\
&\gamma(r_{C_{BM}}(ENC_{pk_M}(P_B)/2), s_{C_{BM}}(ENC_{pk_M}(P_B)/2)) \triangleq c_{C_{BM}}(ENC_{pk_M}(P_B)/2) \\
&\gamma(r_{C_{MA}}(ENC_{pk_A}(P'_B)/2), s_{C_{MA}}(ENC_{pk_A}(P'_B)/2)) \triangleq c_{C_{MA}}(ENC_{pk_A}(P'_B)/2)
\end{aligned}$$

Let all modules be in parallel, then the protocol $A \parallel B \parallel Ma$ can be presented by the following process term.

$$\tau_I(\partial_H(\Theta(A \parallel B \parallel Ma))) = \tau_I(\partial_H(A \parallel B \parallel Ma))$$

where $H = \{r_{C_{AM}}(ENC_{pk_M}(P_A)/2), s_{C_{AM}}(ENC_{pk_M}(P_A)/2), r_{C_{MB}}(ENC_{pk_B}(P'_A)/2), s_{C_{MB}}(ENC_{pk_B}(P'_A)/2), r_{C_{BM}}(ENC_{pk_M}(P_B)/2), s_{C_{BM}}(ENC_{pk_M}(P_B)/2), r_{C_{MA}}(ENC_{pk_A}(P'_B)/2), s_{C_{MA}}(ENC_{pk_A}(P'_B)/2), r_{C_{AM}}(ENC_{pk_M}(P_A)/2), s_{C_{AM}}(ENC_{pk_M}(P_A)/2), r_{C_{MB}}(ENC_{pk_B}(P'_A)/2), s_{C_{MB}}(ENC_{pk_B}(P'_A)/2), r_{C_{BM}}(ENC_{pk_M}(P_B)/2), s_{C_{BM}}(ENC_{pk_M}(P_B)/2), r_{C_{MA}}(ENC_{pk_A}(P'_B)/2), s_{C_{MA}}(ENC_{pk_A}(P'_B)/2) | P_A, P_B, P'_A, P'_B \in \Delta\}$,

$I = \{c_{C_{AM}}(ENC_{pk_M}(P_A)/2), c_{C_{MB}}(ENC_{pk_B}(P'_A)/2), c_{C_{BM}}(ENC_{pk_M}(P_B)/2), c_{C_{MA}}(ENC_{pk_A}(P'_B)/2), c_{C_{AM}}(ENC_{pk_M}(P_A)/2), c_{C_{MB}}(ENC_{pk_B}(P'_A)/2), c_{C_{BM}}(ENC_{pk_M}(P_B)/2), c_{C_{MA}}(ENC_{pk_A}(P'_B)/2), enc_{pk_M}(P_A), dec_{sk_A}(ENC_{pk_A}(P'_B)), enc_{pk_M}(P_B), dec_{sk_B}(ENC_{pk_B}(P'_A)), enc_{pk_B}(P'_A), enc_{pk_A}(P'_B) | P_A, P_B, P'_A, P'_B \in \Delta\}$.

Then we get the following conclusion on the protocol.

Theorem 6.1. *The mutual authentication using the interlock protocol in Figure 12 is secure.*

Proof. Based on the above state transitions of the above modules, by use of the algebraic laws of $APT C_G$, we can prove that

$$\tau_I(\partial_H(A \parallel B \parallel Ma)) = \sum_{P_A, P_B, P'_A, P'_B \in \Delta} (r_{C_{AI}}(P_A) \cdot r_{C_{BI}}(P_B) \cdot s_{C_{BO}}(P'_A) \cdot s_{C_{AO}}(P'_B)) \cdot \tau_I(\partial_H(A \parallel B \parallel Ma)).$$

For the details of proof, please refer to section 2.9, and we omit it.

That is, the mutual authentication using the interlock protocol in Figure 12 $\tau_I(\partial_H(A \parallel B \parallel Ma))$ can exhibit desired external behaviors, that is, Alice and Bob can aware the existence of the man in the middle. \square

6.2 SKID

The SKID protocol shown in Figure 13 uses symmetric cryptography to authenticate each other, that is, Alice, Bob have shared their key k_{AB} .

The process of the protocol is as follows, and we only consider the message in one direction: from Alice to Bob.

1. Alice receives some messages D from the outside through the channel C_{AI} (the corresponding reading action is denoted $r_{C_{AI}}(D)$), she generates a random number R_A through an action $rsgr_A$, she sends R_A to Bob through the channel C_{AB} (the corresponding sending action is denoted $s_{C_{AB}}(R_A)$);

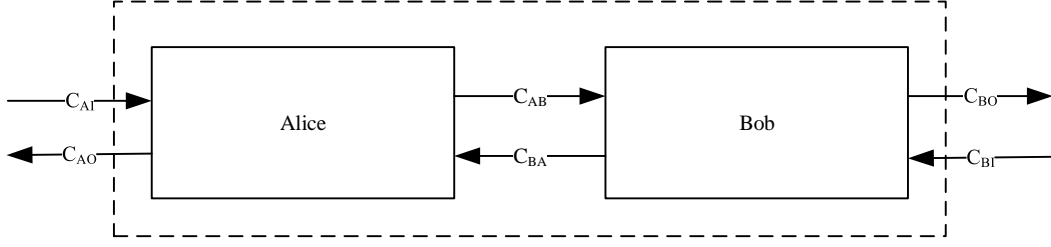


Figure 13: SKID protocol

2. Bob receives the number R_A through the channel C_{AB} (the corresponding reading action is denoted $r_{C_{AB}}(R_A)$), he generates a random number R_B through an action rsg_{R_B} , and generates a MAC (Message Authentication Code) through an action $mac_{k_{AB}}(R_A, R_B, B)$, then he sends $B, R_B, MAC_{k_{AB}}(R_A, R_B, B)$ to Alice through the channel C_{BA} (the corresponding sending action is denoted $s_{C_{BA}}(B, R_B, MAC_{k_{AB}}(R_A, R_B, B))$);
3. Alice receives $d_B, d_{R_B}, d_{MAC_{k_{AB}}(R_A, R_B, B)}$ from Bob through the channel C_{BA} (the corresponding reading action is denoted $r_{C_{BA}}(d_B, d_{R_B}, d_{MAC_{k_{AB}}(R_A, R_B, B)})$), she generates a MAC through an action $mac_{k_{AB}}(R_A, d_{R_B}, d_B)$, if $MAC_{k_{AB}}(R_A, d_{R_B}, d_B) = d_{MAC_{k_{AB}}(R_A, R_B, B)}$, she generates a MAC through an action $mac_{k_{AB}}(R_B, A)$ and encrypts D by k_{AB} through an action $enc_{k_{AB}}(D)$, then she sends $A, MAC_{k_{AB}}(R_B, A), ENC_{k_{AB}}(D)$ to Bob through the channel C_{AB} (the corresponding sending action is denoted $s_{C_{AB}}(A, MAC_{k_{AB}}(R_B, A), ENC_{k_{AB}}(D))$);
4. Bob receives the data $d_A, d_{MAC_{k_{AB}}(R_B, A)}, ENC_{k_{AB}}(D)$ from Alice through the channel C_{AB} (the corresponding reading action is denoted $r_{C_{AB}}(d_A, d_{MAC_{k_{AB}}(R_B, A)}, ENC_{k_{AB}}(D))$), he generates a MAC through an action $mac_{k_{AB}}(R_B, d_A)$, if $MAC_{k_{AB}}(R_B, d_A) = d_{MAC_{k_{AB}}(R_B, A)}$, he decrypts $ENC_{k_{AB}}(D)$ by k_{AB} through an action $dec_{k_{AB}}(ENC_{k_{AB}}(D))$ to get D , then she sends D to the outside through the channel C_{BO} (the corresponding sending action is denoted $s_{C_{BO}}(D)$).

Where $D \in \Delta$, Δ is the set of data.

Alice's state transitions described by $APT C_G$ are as follows.

$$A = \sum_{D \in \Delta} r_{C_{AI}}(D) \cdot A_2$$

$$A_2 = rsg_{R_A} \cdot A_3$$

$$A_3 = s_{C_{AB}}(R_A) \cdot A_4$$

$$A_4 = r_{C_{BA}}(d_B, d_{R_B}, d_{MAC_{k_{AB}}(R_A, R_B, B)}) \cdot A_5$$

$$A_5 = mac_{k_{AB}}(R_A, d_{R_B}, d_B) \cdot A_6$$

$$A_6 = \{MAC_{k_{AB}}(R_A, d_{R_B}, d_B) = d_{MAC_{k_{AB}}(R_A, R_B, B)}\} \cdot mac_{k_{AB}}(R_B, A) \cdot enc_{k_{AB}}(D) \cdot s_{C_{AB}}(A, MAC_{k_{AB}}(R_B, A), ENC_{k_{AB}}(D)) \cdot A$$

Bob's state transitions described by $APT C_G$ are as follows.

$$B = r_{C_{AB}}(R_A) \cdot B_2$$

$$B_2 = rsg_{R_B} \cdot B_3$$

$$B_3 = mac_{k_{AB}}(R_A, R_B, B) \cdot B_4$$

$$B_4 = s_{C_{BA}}(B, R_B, MAC_{k_{AB}}(R_A, R_B, B)) \cdot B_5$$

$$B_5 = r_{C_{AB}}(d_A, d_{MAC_{k_{AB}}(R_B, A)}, ENC_{k_{AB}}(D)) \cdot B_6$$

$$B_6 = mac_{k_{AB}}(R_B, d_A) \cdot B_7$$

$$B_7 = \{MAC_{k_{AB}}(R_B, d_A) = d_{MAC_{k_{AB}}(R_B, A)}\} \cdot dec_{k_{AB}}(ENC_{k_{AB}}(D)) \cdot s_{C_{BO}}(D) \cdot B$$

The sending action and the reading action of the same type data through the same channel can communicate with each other, otherwise, will cause a deadlock δ . We define the following communication functions.

$$\gamma(r_{C_{AB}}(R_A), s_{C_{AB}}(R_A)) \triangleq c_{C_{AB}}(R_A)$$

$$\begin{aligned} &\gamma(r_{C_{BA}}(B, R_B, MAC_{k_{AB}}(R_A, R_B, B)), s_{C_{BA}}(B, R_B, MAC_{k_{AB}}(R_A, R_B, B))) \\ &\triangleq c_{C_{BA}}(B, R_B, MAC_{k_{AB}}(R_A, R_B, B)) \end{aligned}$$

$$\begin{aligned} &\gamma(r_{C_{AB}}(d_A, d_{MAC_{k_{AB}}(R_B, A)}, ENC_{k_{AB}}(D)), s_{C_{AB}}(d_A, d_{MAC_{k_{AB}}(R_B, A)}, ENC_{k_{AB}}(D))) \\ &\triangleq c_{C_{AB}}(d_A, d_{MAC_{k_{AB}}(R_B, A)}, ENC_{k_{AB}}(D)) \end{aligned}$$

Let all modules be in parallel, then the protocol $A \parallel B$ can be presented by the following process term.

$$\tau_I(\partial_H(\Theta(A \parallel B))) = \tau_I(\partial_H(A \parallel B))$$

$$\begin{aligned} \text{where } H = &\{r_{C_{AB}}(R_A), s_{C_{AB}}(R_A), r_{C_{BA}}(B, R_B, MAC_{k_{AB}}(R_A, R_B, B)), \\ &s_{C_{BA}}(B, R_B, MAC_{k_{AB}}(R_A, R_B, B)), r_{C_{AB}}(d_A, d_{MAC_{k_{AB}}(R_B, A)}, ENC_{k_{AB}}(D)), \\ &s_{C_{AB}}(d_A, d_{MAC_{k_{AB}}(R_B, A)}, ENC_{k_{AB}}(D)) | D \in \Delta\}, \end{aligned}$$

$$\begin{aligned} I = &\{c_{C_{AB}}(R_A), c_{C_{BA}}(B, R_B, MAC_{k_{AB}}(R_A, R_B, B)), c_{C_{AB}}(d_A, d_{MAC_{k_{AB}}(R_B, A)}, ENC_{k_{AB}}(D)), \\ &rsg_{R_A}, mac_{k_{AB}}(R_A, d_{R_B}, d_B), \{MAC_{k_{AB}}(R_A, d_{R_B}, d_B) = d_{MAC_{k_{AB}}(R_A, R_B, B)}\}, mac_{k_{AB}}(R_B, A), \\ &enc_{k_{AB}}(D), rsg_{R_B}, mac_{k_{AB}}(R_A, R_B, B), mac_{k_{AB}}(R_B, d_A), \{MAC_{k_{AB}}(R_B, d_A) = d_{MAC_{k_{AB}}(R_B, A)}\}, \\ &dec_{k_{AB}}(ENC_{k_{AB}}(D)) | D \in \Delta\}. \end{aligned}$$

Then we get the following conclusion on the protocol.

Theorem 6.2. *The key and message transmission protocol with digital signature in Figure 13 is secure.*

Proof. Based on the above state transitions of the above modules, by use of the algebraic laws of $APTC_G$, we can prove that

$$\tau_I(\partial_H(A \parallel B)) = \sum_{D \in \Delta} (r_{C_{AI}}(D) \cdot s_{C_{BO}}(D)) \cdot \tau_I(\partial_H(A \parallel B)).$$

For the details of proof, please refer to section 2.9, and we omit it.

That is, the protocol in Figure 13 $\tau_I(\partial_H(A \parallel B))$ can exhibit desired external behaviors, and similarly to the protocol in subsection 5.4, without leasing of k_{AB} , this protocol can resist the man-in-the-middle attack. \square

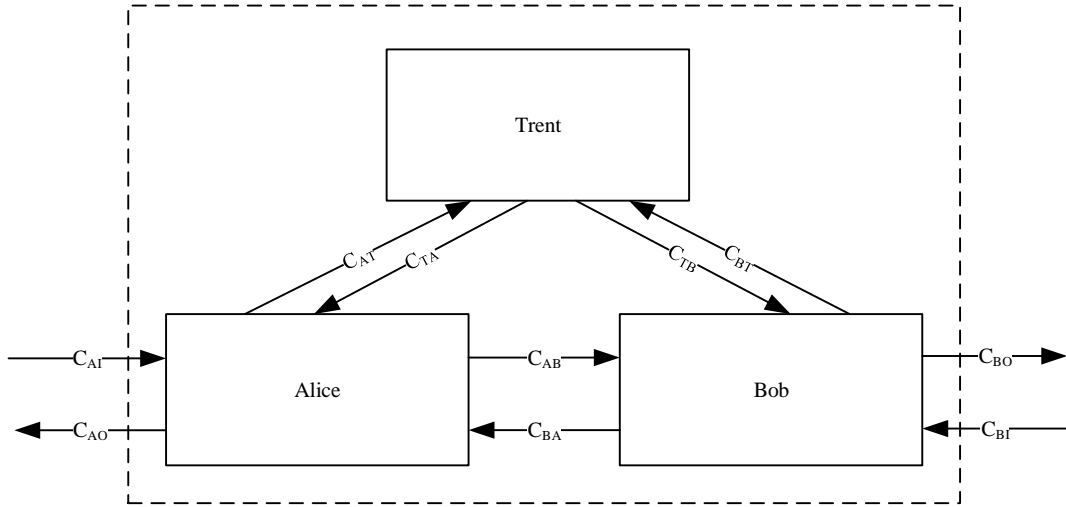


Figure 14: Wide-Mouth Frog protocol

7 Analyses of Practical Protocols

In this chapter, we will introduce analyses of some practical authentication and key exchange protocols. For a perfectly practical security protocol, it should can resist any kind of attack. There are many kinds of attacks, it is difficult to model all known attacks, for simplicity, we only analyses the protocols with several kinds of main attacks.

We introduce analyses of Wide-Mouth Frog protocol in section 7.1, Yahalom protocol in section 7.2, Needham-Schroeder protocol in section 7.3, Otway-Rees protocol in section 7.4, Kerberos protocol in section 7.5, Neuman-Stubblebine protocol in section 7.6, Denning-Sacco protocol in section 7.7, DASS protocol in section 7.8 and Woo-Lam protocol in section 7.9.

7.1 Wide-Mouth Frog Protocol

The Wide-Mouth Frog protocol shown in Figure 14 uses symmetric keys for secure communication, that is, the key k_{AB} between Alice and Bob is privately shared to Alice and Bob, Alice, Bob have shared keys with Trent k_{AT} and k_{BT} already.

The process of the protocol is as follows.

1. Alice receives some messages D from the outside through the channel C_{AI} (the corresponding reading action is denoted $r_{C_{AI}}(D)$), if k_{AB} is not established, she generates a random session key k_{AB} through an action $rsg_{k_{AB}}$, encrypts the key request message T_A, B, k_{AB} with k_{AT} through an action $enc_{k_{AT}}(T_A, B, k_{AB})$ where T_A Alice's time stamp, and sends $A, ENC_{k_{AT}}(T_A, B, k_{AB})$ to Trent through the channel C_{AT} (the corresponding sending action is denoted $sc_{AT}(A, ENC_{k_{AT}}(T_A, B, k_{AB}))$);
2. Trent receives the message $A, ENC_{k_{AT}}(T_A, B, k_{AB})$ through the channel C_{AT} (the corresponding reading action is denoted $r_{C_{AT}}(A, ENC_{k_{AT}}(T_A, B, k_{AB}))$), he decrypts the mes-

sage through an action $dec_{k_{AT}}(ENC_{k_{AT}}(T_A, B, k_{AB}))$. If $isFresh(T_A) = TRUE$ where $isFresh$ is a function to deciding whether a time stamp is fresh, he encrypts T_B, A, K_{AB} with k_{BT} through an action $enc_{k_{BT}}(T_B, A, K_{AB})$, sends \top to Alice through the channel C_{TA} (the corresponding sending action is denoted $s_{C_{TA}}(\top)$) and $ENC_{k_{BT}}(T_B, A, K_{AB})$ to Bob through the channel C_{TB} (the corresponding sending action is denoted $s_{C_{TB}}(ENC_{k_{BT}}(T_B, A, K_{AB}))$); else if $isFresh(T_A) = FALSE$, he sends \perp to Alice and Bob (the corresponding sending actions are denoted $s_{C_{TA}}(\perp)$ and $s_{C_{TB}}(\perp)$ respectively);

3. Bob receives d_{TB} from Trent through the channel C_{TB} (the corresponding reading action is denoted $r_{C_{TB}}(d_{TB})$). If $d_{TB} = \perp$, he sends \perp to Alice through the channel C_{BA} (the corresponding sending action is denoted $s_{C_{BA}}(\perp)$); if $d_{TB} \neq \perp$, he decrypts $ENC_{k_{BT}}(T_B, A, K_{AB})$ through an action $dec_{k_{BT}}(ENC_{k_{BT}}(T_B, A, K_{AB}))$. If $isFresh(T_B) = TRUE$, he gets k_{AB} , and sends \top to Alice (the corresponding sending action is denoted $s_{C_{BA}}(\top)$); if $isFresh(T_B) = FALSE$, he sends \perp to Alice through the channel C_{BA} (the corresponding sending action is denoted $s_{C_{BA}}(\perp)$);
4. Alice receives d_{TA} from Trent through the channel C_{TA} (the corresponding reading action is denoted $r_{C_{TA}}(d_{TA})$), receives d_{BA} from Bob through the channel C_{BA} (the corresponding reading action is denoted $r_{C_{BA}}(d_{BA})$). If $d_{TA} = \top \cdot d_{BA} = \top$, after an encryption processing $enc_{k_{AB}}(T_{AD}, D)$, Alice sends $ENC_{k_{AB}}(T_{AD}, D)$ to Bob through the channel C_{AB} (the corresponding sending action is denoted $s_{C_{AB}}(T_{AD}, ENC_{k_{AB}}(D))$); else if $d_{TA} = \perp + d_{BA} = \perp$, Alice sends \perp to the outside through the channel C_{AO} (the corresponding sending action is denoted $s_{C_{AO}}(\perp)$);
5. Bob receives the message $ENC_{k_{AB}}(T_{AD}, D)$ through the channel C_{AB} (the corresponding reading action is denoted $r_{C_{AB}}(T_{AD}, ENC_{k_{AB}}(D))$), after a decryption processing $dec_{k_{AB}}(ENC_{k_{AB}}(T_{AD}, D))$, if $isFresh(T_{AD}) = TRUE$, he sends D to the outside through the channel C_{BO} (the corresponding sending action is denoted $s_{C_{BO}}(D)$), if $isFresh(T_{AD}) = FALSE$, he sends \perp to the outside through the channel C_{BO} (the corresponding sending action is denoted $s_{C_{BO}}(\perp)$).

Where $D \in \Delta$, Δ is the set of data.

Alice's state transitions described by $APTC_G$ are as follows.

$$\begin{aligned}
A &= \sum_{D \in \Delta} r_{C_{AI}}(D) \cdot A_2 \\
A_2 &= \{k_{AB} = NULL\} \cdot rsg_{k_{AB}} \cdot A_3 + \{k_{AB} \neq NULL\} \cdot A_7 \\
A_3 &= enc_{k_{AT}}(T_A, B, k_{AB}) \cdot A_4 \\
A_4 &= s_{C_{AT}}(A, ENC_{k_{AT}}(T_A, B, k_{AB})) \cdot A_5 \\
A_5 &= (r_{C_{TA}}(d_{TA}) \parallel r_{C_{BA}}(d_{BA})) \cdot A_6 \\
A_6 &= \{d_{TA} = \top \cdot d_{BA} = \top\} \cdot A_7 + \{d_{TA} = \perp + d_{BA} = \perp\} \cdot A_9 \\
A_7 &= enc_{k_{AB}}(T_{AD}, D) \cdot A_8 \\
A_8 &= s_{C_{AB}}(T_{AD}, ENC_{k_{AB}}(D)) \cdot A \\
A_9 &= s_{C_{AO}}(\perp) \cdot A
\end{aligned}$$

Bob's state transitions described by $APTC_G$ are as follows.

$$B = \{k_{AB} = NULL\} \cdot B_1 + \{k_{AB} \neq NULL\} \cdot B_5$$

$$B_1 = r_{C_{TB}}(d_{TB}) \cdot B_2$$

$$B_2 = \{d_{TB} \neq \perp\} \cdot B_3 + \{d_{TB} = \perp\} \cdot s_{C_{BA}}(\perp) \cdot B$$

$$B_3 = dec_{k_{BT}}(ENC_{k_{BT}}(T_B, A, K_{AB})) \cdot B_4$$

$$B_4 = \{isFresh(T_B) = TRUE\} \cdot s_{C_{BA}}(\top) \cdot B_5 + \{isFresh(T_B) = FALSE\} \cdot s_{C_{BA}}(\perp) \cdot B$$

$$B_5 = r_{C_{AB}}(T_{AD}, ENC_{k_{AB}}(D)) \cdot B_6$$

$$B_6 = dec_{k_{AB}}(ENC_{k_{AB}}(T_{AD}, D)) \cdot B_7$$

$$B_7 = \{isFresh(T_{AD}) = TRUE\} \cdot s_{C_{BO}}(D) \cdot B + \{isFresh(T_{AD}) = FALSE\} \cdot s_{C_{BO}}(\perp) \cdot B$$

Trent's state transitions described by $APT C_G$ are as follows.

$$T = r_{C_{AT}}(A, ENC_{k_{AT}}(T_A, B, k_{AB})) \cdot T_2$$

$$T_2 = dec_{k_{AT}}(ENC_{k_{AT}}(T_A, B, k_{AB})) \cdot T_3$$

$$T_3 = \{isFresh(T_A) = TRUE\} \cdot enc_{k_{BT}}(T_B, A, K_{AB}) \cdot (s_{C_{TA}}(\top) \parallel s_{C_{TB}}(ENC_{k_{BT}}(T_B, A, K_{AB})))T \\ + \{isFresh(T_A) = FALSE\} \cdot (s_{C_{TA}}(\perp) \parallel s_{C_{TB}}(\perp)) \cdot T$$

The sending action and the reading action of the same type data through the same channel can communicate with each other, otherwise, will cause a deadlock δ . We define the following communication functions.

$$\gamma(r_{C_{AT}}(A, ENC_{k_{AT}}(T_A, B, k_{AB})), s_{C_{AT}}(A, ENC_{k_{AT}}(T_A, B, k_{AB}))) \triangleq c_{C_{AT}}(A, ENC_{k_{AT}}(T_A, B, k_{AB}))$$

$$\gamma(r_{C_{TA}}(d_{TA}), s_{C_{TA}}(d_{TA})) \triangleq c_{C_{TA}}(d_{TA})$$

$$\gamma(r_{C_{BA}}(d_{BA}), s_{C_{BA}}(d_{BA})) \triangleq c_{C_{BA}}(d_{BA})$$

$$\gamma(r_{C_{AB}}(T_{AD}, ENC_{k_{AB}}(D)), s_{C_{AB}}(T_{AD}, ENC_{k_{AB}}(D))) \triangleq c_{C_{AB}}(T_{AD}, ENC_{k_{AB}}(D))$$

$$\gamma(r_{C_{TB}}(d_{TB}), s_{C_{TB}}(d_{TB})) \triangleq c_{C_{TB}}(d_{TB})$$

Let all modules be in parallel, then the protocol $A \quad B \quad T$ can be presented by the following process term.

$$\tau_I(\partial_H(\Theta(A \quad B \quad T))) = \tau_I(\partial_H(A \quad B \quad T))$$

$$H = \{r_{C_{AT}}(A, ENC_{k_{AT}}(T_A, B, k_{AB})), s_{C_{AT}}(A, ENC_{k_{AT}}(T_A, B, k_{AB})), \\ r_{C_{TA}}(d_{TA}), s_{C_{TA}}(d_{TA}), r_{C_{BA}}(d_{BA}), s_{C_{BA}}(d_{BA}), \\ r_{C_{AB}}(T_{AD}, ENC_{k_{AB}}(D)), s_{C_{AB}}(T_{AD}, ENC_{k_{AB}}(D)), r_{C_{TB}}(d_{TB}), s_{C_{TB}}(d_{TB}) \mid D \in \Delta\},$$

$$I = \{c_{C_{AT}}(A, ENC_{k_{AT}}(T_A, B, k_{AB})), c_{C_{TA}}(d_{TA}), c_{C_{BA}}(d_{BA}), \\ c_{C_{AB}}(T_{AD}, ENC_{k_{AB}}(D)), c_{C_{TB}}(d_{TB}), \{k_{AB} = NULL\}, rsg_{k_{AB}}, \\ \{k_{AB} \neq NULL\}, enc_{k_{AT}}(T_A, B, k_{AB}), \{d_{TA} = \top \cdot d_{BA} = \top\}, \{d_{TA} = \perp + d_{BA} = \perp\}, \\ enc_{k_{AB}}(T_{AD}, D), \{d_{TB} \neq \perp\}, \{d_{TB} = \perp\}, dec_{k_{BT}}(ENC_{k_{BT}}(T_B, A, K_{AB})), \\ \{isFresh(T_B) = TRUE\}, \{isFresh(T_B) = FALSE\}, dec_{k_{AB}}(ENC_{k_{AB}}(T_{AD}, D)), \\ \{isFresh(T_{AD}) = TRUE\}, \{isFresh(T_{AD}) = FALSE\}, dec_{k_{AT}}(ENC_{k_{AT}}(T_A, B, k_{AB})), \\ \{isFresh(T_A) = TRUE\}, enc_{k_{BT}}(T_B, A, K_{AB}), \{isFresh(T_A) = FALSE\} \mid D \in \Delta\}.$$

Then we get the following conclusion on the protocol.

Theorem 7.1. *The Wide-Mouth Frog protocol in Figure 14 is secure.*

Proof. Based on the above state transitions of the above modules, by use of the algebraic laws of $APTC_G$, we can prove that

$$\tau_I(\partial_H(A \text{ \textcircled{ } } B \text{ \textcircled{ } } T)) = \sum_{D \in \Delta} (r_{C_{AI}}(D) \cdot ((s_{C_{AO}}(\perp) \parallel s_{C_{BO}}(\perp)) + s_{C_{BO}}(D))) \cdot \tau_I(\partial_H(A \text{ \textcircled{ } } B \text{ \textcircled{ } } T)).$$

For the details of proof, please refer to section 2.9, and we omit it.

That is, the Wide-Mouth Frog protocol in Figure 14 $\tau_I(\partial_H(A \text{ \textcircled{ } } B \text{ \textcircled{ } } T))$ can exhibit desired external behaviors:

1. For information leakage, because k_{AT} is privately shared only between Alice and Trent, k_{BT} is privately shared only between Bob and Trent, k_{AB} is privately shared only among Trent, Alice and Bob. For the modeling of confidentiality, it is similar to the protocol in section 4.10.2, the Wide-Mouth Frog protocol is confidential;
2. For replay attack, the using of time stamps T_A , T_B , and T_{AD} , makes that $\tau_I(\partial_H(A \text{ \textcircled{ } } B \text{ \textcircled{ } } T)) = \sum_{D \in \Delta} (r_{C_{AI}}(D) \cdot (s_{C_{AO}}(\perp) \parallel s_{C_{BO}}(\perp))) \cdot \tau_I(\partial_H(A \text{ \textcircled{ } } B \text{ \textcircled{ } } T))$, it is desired;
3. Without replay attack, the protocol would be $\tau_I(\partial_H(A \text{ \textcircled{ } } B \text{ \textcircled{ } } T)) = \sum_{D \in \Delta} (r_{C_{AI}}(D) \cdot s_{C_{BO}}(D)) \cdot \tau_I(\partial_H(A \text{ \textcircled{ } } B \text{ \textcircled{ } } T))$, it is desired;
4. For the man-in-the-middle attack, because k_{AT} is privately shared only between Alice and Trent, k_{BT} is privately shared only between Bob and Trent, k_{AB} is privately shared only among Trent, Alice and Bob. For the modeling of the man-in-the-middle attack, it is similar to the protocol in section 5.4, the Wide-Mouth Frog protocol can be against the man-in-the-middle attack;
5. For the unexpected and non-technical leaking of k_{AT} , k_{BT} , k_{AB} , or they being not strong enough, or Trent being dishonest, they are out of the scope of analyses of security protocols;
6. For malicious tampering and transmission errors, they are out of the scope of analyses of security protocols.

□

7.2 Yahalom Protocol

The Yahalom protocol shown in Figure 15 uses symmetric keys for secure communication, that is, the key k_{AB} between Alice and Bob is privately shared to Alice and Bob, Alice, Bob have shared keys with Trent k_{AT} and k_{BT} already.

The process of the protocol is as follows.

1. Alice receives some messages D from the outside through the channel C_{AI} (the corresponding reading action is denoted $r_{C_{AI}}(D)$), if k_{AB} is not established, she generates a random number R_A through an action $rsgr_A$, and sends A, R_A to Bob through the channel C_{AB} (the corresponding sending action is denoted $s_{C_{AB}}(A, R_A)$);
2. Bob receives A, R_A from Alice through the channel C_{AB} (the corresponding reading action is denoted $r_{C_{AB}}(A, R_A)$), he generates a random number R_B through an action $rsgr_B$, encrypts A, R_A, R_B by k_{BT} through an action $enc_{k_{BT}}(A, R_A, R_B)$, and sends

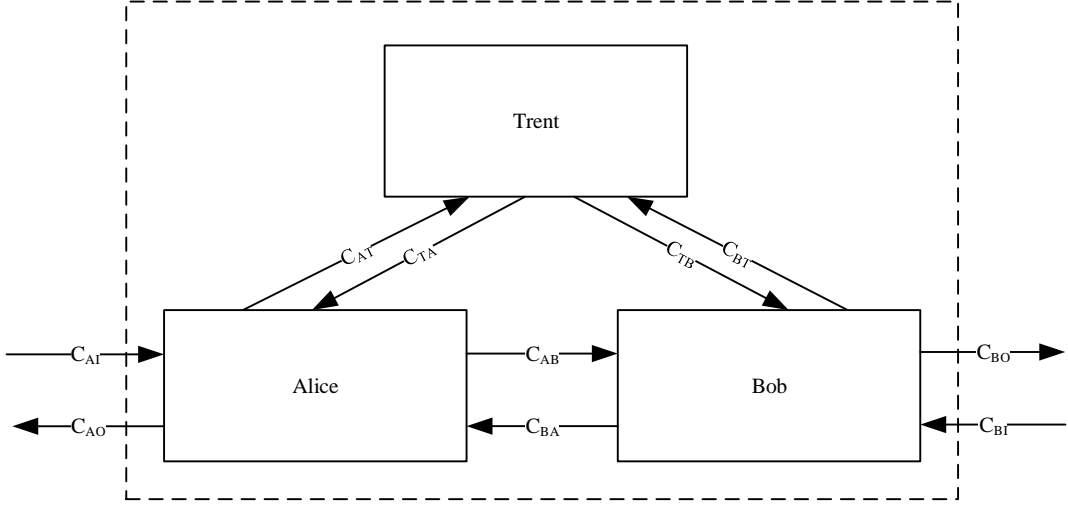


Figure 15: Yahalom protocol

$ENC_{k_{BT}}(A, R_A, R_B)$ to Trent through the channel C_{BT} (the corresponding sending action is denoted $s_{C_{BT}}(ENC_{k_{BT}}(A, R_A, R_B))$);

3. Trent receives $ENC_{k_{BT}}(A, R_A, R_B)$ through the channel C_{BT} (the corresponding reading action is denoted $r_{C_{BT}}(ENC_{k_{BT}}(A, R_A, R_B))$), he decrypts the message through an action $dec_{k_{BT}}(ENC_{k_{BT}}(A, R_A, R_B))$, generates a random session key k_{AB} through an action $rs_{k_{AB}}$, then he encrypts B, k_{AB}, R_A, R_B by k_{AT} through an action $enc_{k_{AT}}(B, k_{AB}, R_A, R_B)$, encrypts A, k_{AB} by k_{BT} through an action $enc_{k_{BT}}(A, k_{AB})$, and sends them to Alice through the channel C_{TA} (the corresponding sending action is denoted $s_{C_{TA}}(ENC_{k_{AT}}(B, k_{AB}, R_A, R_B), ENC_{k_{BT}}(A, k_{AB}))$);
4. Alice receives the message from Trent through the channel C_{TA} (the corresponding reading action is denoted $r_{C_{TA}}(ENC_{k_{AT}}(B, k_{AB}, d_{R_A}, R_B), ENC_{k_{BT}}(A, k_{AB}))$), she decrypts $ENC_{k_{AT}}(B, k_{AB}, d_{R_A}, R_B)$ by k_{AT} through an action $dec_{k_{AT}}(ENC_{k_{AT}}(B, k_{AB}, d_{R_A}, R_B))$, if $d_{R_A} = R_A$, she encrypts R_B, D by k_{AB} through an action $enc_{k_{AB}}(R_B, D)$, and sends $ENC_{k_{BT}}(A, k_{AB}), ENC_{k_{AB}}(R_B, D)$ to Bob through the channel C_{AB} (the corresponding sending action is denoted $s_{C_{AB}}(ENC_{k_{BT}}(A, k_{AB}), ENC_{k_{AB}}(R_B, D))$); else if $d_{R_A} \neq R_A$, she sends \perp to Bob through the channel C_{AB} (the corresponding sending action is denoted $s_{C_{AB}}(\perp)$);
5. Bob receives d_{AB} from Alice (the corresponding reading action is denoted $r_{C_{AB}}(d_{AB})$), if $d_{AB} = \perp$, he sends \perp to the outside through the channel C_{BO} (the corresponding sending action is denoted $s_{C_{BO}}(\perp)$); else if $d_{AB} \neq \perp$, d_{AB} must be the form of $ENC_{k_{BT}}(A, k_{AB}), ENC_{k_{AB}}(d_{R_B}, D)$ (without considering the malicious tampering and transmission errors), he decrypts $ENC_{k_{BT}}(A, k_{AB})$ by k_{BT} through an action $dec_{k_{BT}}(ENC_{k_{BT}}(A, k_{AB}))$ to ensure the message is from Alice and get k_{AB} , then he decrypts $ENC_{k_{AB}}(d_{R_B}, D)$ by k_{AB} through an action $dec_{k_{AB}}(ENC_{k_{AB}}(d_{R_B}, D))$, if $d_{R_B} = R_B$, he sends D to the outside through the channel C_{BO} (the corresponding sending action

is denoted $s_{C_{BO}}(D)$), else if $d_{R_B} \neq R_B$, he sends \perp to the outside through the channel C_{BO} (the corresponding sending action is denoted $s_{C_{BO}}(\perp)$).

Where $D \in \Delta$, Δ is the set of data.

Alice's state transitions described by $APTC_G$ are as follows.

$$\begin{aligned}
A &= \sum_{D \in \Delta} r_{C_{AI}}(D) \cdot A_2 \\
A_2 &= \{k_{AB} = NULL\} \cdot rsg_{R_A} \cdot A_3 + \{k_{AB} \neq NULL\} \cdot A_7 \\
A_3 &= s_{C_{AB}}(A, R_A) \cdot A_4 \\
A_4 &= r_{C_{TA}}(ENC_{k_{AT}}(B, k_{AB}, d_{R_A}, R_B), ENC_{k_{BT}}(A, k_{AB})) \cdot A_5 \\
A_5 &= dec_{k_{AT}}(ENC_{k_{AT}}(B, k_{AB}, d_{R_A}, R_B)) \cdot A_6 \\
A_6 &= \{d_{R_A} = R_A\} \cdot A_7 + \{d_{R_A} \neq R_A\} \cdot A_9 \\
A_7 &= enc_{k_{AB}}(R_B, D) \cdot A_8 \\
A_8 &= s_{C_{AB}}(ENC_{k_{BT}}(A, k_{AB}), ENC_{k_{AB}}(R_B, D)) \cdot A \\
A_9 &= s_{C_{AB}}(\perp) \cdot A
\end{aligned}$$

Bob's state transitions described by $APTC_G$ are as follows.

$$\begin{aligned}
B &= \{k_{AB} = NULL\} \cdot B_1 + \{k_{AB} \neq NULL\} \cdot B_5 \\
B_1 &= r_{C_{AB}}(A, R_A) \cdot B_2 \\
B_2 &= rsg_{R_B} \cdot B_3 \\
B_3 &= enc_{k_{BT}}(A, R_A, R_B) \cdot B_4 \\
B_4 &= s_{C_{BT}}(ENC_{k_{BT}}(A, R_A, R_B)) \cdot B_5 \\
B_5 &= r_{C_{AB}}(d_{AB}) \cdot B_6 \\
B_6 &= \{d_{AB} = \perp\} \cdot s_{C_{BO}}(\perp) \cdot B + \{d_{AB} \neq \perp\} \cdot B_7 \\
B_7 &= dec_{k_{BT}}(ENC_{k_{BT}}(A, k_{AB})) \cdot B_8 \\
B_8 &= dec_{k_{AB}}(ENC_{k_{AB}}(d_{R_B}, D)) \cdot B_9 \\
B_9 &= \{d_{R_B} = R_B\} \cdot s_{C_{BO}}(D) \cdot B + \{d_{R_B} \neq R_B\} \cdot s_{C_{BO}}(\perp) \cdot B
\end{aligned}$$

Trent's state transitions described by $APTC_G$ are as follows.

$$\begin{aligned}
T &= r_{C_{BT}}(ENC_{k_{BT}}(A, R_A, R_B)) \cdot T_2 \\
T_2 &= dec_{k_{BT}}(ENC_{k_{BT}}(A, R_A, R_B)) \cdot T_3 \\
T_3 &= rsg_{k_{AB}} \cdot T_4 \\
T_4 &= enc_{k_{AT}}(B, k_{AB}, R_A, R_B) \cdot T_5 \\
T_5 &= enc_{k_{BT}}(A, k_{AB}) \cdot T_6 \\
T_6 &= s_{C_{TA}}(ENC_{k_{AT}}(B, k_{AB}, R_A, R_B), ENC_{k_{BT}}(A, k_{AB})) \cdot T
\end{aligned}$$

The sending action and the reading action of the same type data through the same channel can communicate with each other, otherwise, will cause a deadlock δ . We define the following communication functions.

$$\gamma(r_{C_{AB}}(A, R_A), s_{C_{AB}}(A, R_A)) \triangleq c_{C_{AB}}(A, R_A)$$

$$\begin{aligned}
& \gamma(r_{C_{TA}}(ENC_{k_{AT}}(B, k_{AB}, d_{R_A}, R_B), ENC_{k_{BT}}(A, k_{AB})), \\
& s_{C_{TA}}(ENC_{k_{AT}}(B, k_{AB}, d_{R_A}, R_B), ENC_{k_{BT}}(A, k_{AB}))) \\
& \triangleq c_{C_{TA}}(ENC_{k_{AT}}(B, k_{AB}, d_{R_A}, R_B), ENC_{k_{BT}}(A, k_{AB})) \\
& \gamma(r_{C_{BT}}(ENC_{k_{BT}}(A, R_A, R_B)), s_{C_{BT}}(ENC_{k_{BT}}(A, R_A, R_B))) \triangleq c_{C_{BT}}(ENC_{k_{BT}}(A, R_A, R_B)) \\
& \gamma(r_{C_{AB}}(d_{AB}), s_{C_{AB}}(d_{AB})) \triangleq c_{C_{AB}}(d_{AB})
\end{aligned}$$

Let all modules be in parallel, then the protocol $A \parallel B \parallel T$ can be presented by the following process term.

$$\tau_I(\partial_H(\Theta(A \parallel B \parallel T))) = \tau_I(\partial_H(A \parallel B \parallel T))$$

$$\begin{aligned}
\text{where } H = & \{r_{C_{AB}}(A, R_A), s_{C_{AB}}(A, R_A), r_{C_{AB}}(d_{AB}), s_{C_{AB}}(d_{AB}), \\
& r_{C_{TA}}(ENC_{k_{AT}}(B, k_{AB}, d_{R_A}, R_B), ENC_{k_{BT}}(A, k_{AB})), s_{C_{TA}}(ENC_{k_{AT}}(B, k_{AB}, d_{R_A}, R_B), \\
& ENC_{k_{BT}}(A, k_{AB})), r_{C_{BT}}(ENC_{k_{BT}}(A, R_A, R_B)), s_{C_{BT}}(ENC_{k_{BT}}(A, R_A, R_B)) | D \in \Delta\}, \\
I = & \{c_{C_{AB}}(A, R_A), c_{C_{TA}}(ENC_{k_{AT}}(B, k_{AB}, d_{R_A}, R_B), ENC_{k_{BT}}(A, k_{AB})), \\
& c_{C_{BT}}(ENC_{k_{BT}}(A, R_A, R_B)), c_{C_{AB}}(d_{AB}), \{k_{AB} = NULL\}, rsg_{R_A}, \{k_{AB} \neq NULL\}, \\
& dec_{k_{AT}}(ENC_{k_{AT}}(B, k_{AB}, d_{R_A}, R_B)), \{d_{R_A} = R_A\}, \{d_{R_A} \neq R_A\}, \\
& enc_{k_{AB}}(R_B, D), rsg_{R_B}, enc_{k_{BT}}(A, R_A, R_B), \{d_{AB} = \perp\}, \{d_{AB} \neq \perp\}, \\
& dec_{k_{BT}}(ENC_{k_{BT}}(A, k_{AB})), dec_{k_{AB}}(ENC_{k_{AB}}(d_{R_B}, D)), \\
& \{d_{R_B} = R_B\}, \{d_{R_B} \neq R_B\}, dec_{k_{BT}}(ENC_{k_{BT}}(A, R_A, R_B)), rsg_{k_{AB}}, \\
& enc_{k_{AT}}(B, k_{AB}, R_A, R_B), enc_{k_{BT}}(A, k_{AB}) | D \in \Delta\}.
\end{aligned}$$

Then we get the following conclusion on the protocol.

Theorem 7.2. *The Yahalom protocol in Figure 15 is secure.*

Proof. Based on the above state transitions of the above modules, by use of the algebraic laws of APT_C , we can prove that

$$\tau_I(\partial_H(A \parallel B \parallel T)) = \sum_{D \in \Delta} (r_{C_{AI}}(D) \cdot (s_{C_{BO}}(\perp) + s_{C_{BO}}(D))) \cdot \tau_I(\partial_H(A \parallel B \parallel T)).$$

For the details of proof, please refer to section 2.9, and we omit it.

That is, the Yahalom protocol in Figure 15 $\tau_I(\partial_H(A \parallel B \parallel T))$ can exhibit desired external behaviors:

1. For information leakage, because k_{AT} is privately shared only between Alice and Trent, k_{BT} is privately shared only between Bob and Trent, k_{AB} is privately shared only among Trent, Alice and Bob. For the modeling of confidentiality, it is similar to the protocol in section 4.10.2, the Yahalom protocol is confidential;
2. For the man-in-the-middle attack, because k_{AT} is privately shared only between Alice and Trent, k_{BT} is privately shared only between Bob and Trent, k_{AB} is privately shared only among Trent, Alice and Bob, and the use of the random numbers R_A and R_B , the protocol would be $\tau_I(\partial_H(A \parallel B \parallel T)) = \sum_{D \in \Delta} (r_{C_{AI}}(D) \cdot s_{C_{BO}}(\perp)) \cdot \tau_I(\partial_H(A \parallel B \parallel T))$, it is desired, the Yahalom protocol can be against the man-in-the-middle attack;
3. Without man-in-the-middle attack, the protocol would be $\tau_I(\partial_H(A \parallel B \parallel T)) = \sum_{D \in \Delta} (r_{C_{AI}}(D) \cdot s_{C_{BO}}(D)) \cdot \tau_I(\partial_H(A \parallel B \parallel T))$, it is desired;

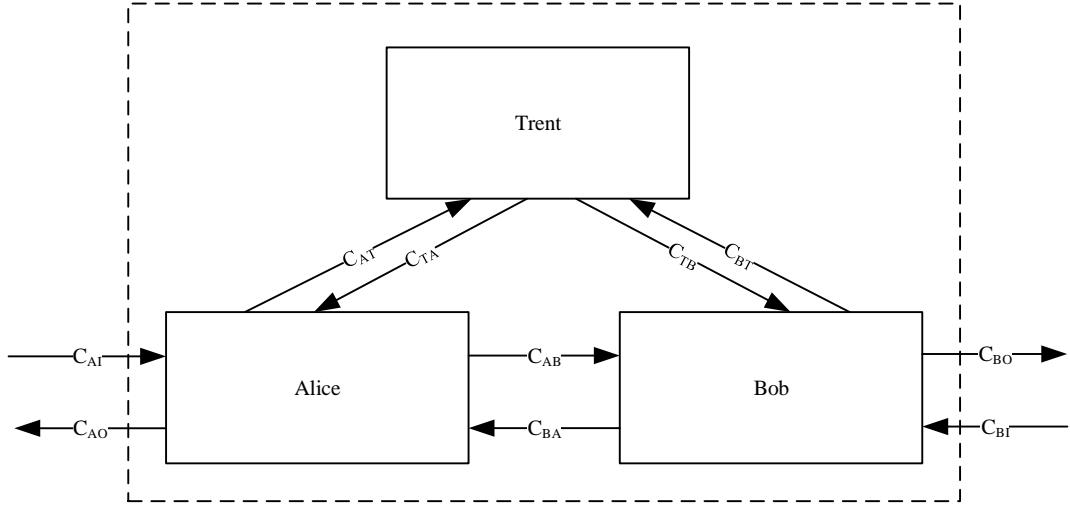


Figure 16: Needham-Schroeder protocol

4. For the unexpected and non-technical leaking of k_{AT} , k_{BT} , k_{AB} , or they being not strong enough, or Trent being dishonest, they are out of the scope of analyses of security protocols;
5. For malicious tampering and transmission errors, they are out of the scope of analyses of security protocols.

□

7.3 Needham-Schroeder Protocol

The Needham-Schroeder protocol shown in Figure 16 uses symmetric keys for secure communication, that is, the key k_{AB} between Alice and Bob is privately shared to Alice and Bob, Alice, Bob have shared keys with Trent k_{AT} and k_{BT} already.

The process of the protocol is as follows.

1. Alice receives some messages D from the outside through the channel C_{AI} (the corresponding reading action is denoted $r_{C_{AI}}(D)$), if k_{AB} is not established, she generates a random number R_A through an action $rsgr_A$, and sends A, B, R_A to trent through the channel C_{AT} (the corresponding sending action is denoted $s_{C_{AT}}(A, B, R_A)$);
2. Trent receives A, B, R_A from Alice through the channel C_{AT} (the corresponding reading action is denoted $r_{C_{AT}}(A, B, R_A)$), he generates a random session key k_{AB} through an action $rsgk_{AB}$, then he encrypts A, k_{AB} by k_{BT} through an action $enc_{k_{BT}}(A, k_{AB})$, encrypts $R_A, B, k_{AB}, ENC_{k_{BT}}(A, k_{AB})$ by k_{AT} through an action $enc_{k_{AT}}(R_A, B, k_{AB}, ENC_{k_{BT}}(A, k_{AB}))$, and sends them to Alice through the channel C_{TA} (the corresponding sending action is denoted $s_{C_{TA}}(ENC_{k_{AT}}(R_A, B, k_{AB}, ENC_{k_{BT}}(A, k_{AB})))$);

3. Alice receives the message from Trent through the channel C_{TA} (the corresponding reading action is denoted $r_{C_{TA}}(ENC_{k_{AT}}(d_{R_A}, B, k_{AB}, ENC_{k_{BT}}(A, k_{AB})))$), she decrypts $ENC_{k_{AT}}(d_{R_A}, B, k_{AB}, ENC_{k_{BT}}(A, k_{AB}))$ by k_{AT} through an action $dec_{k_{AT}}(ENC_{k_{AT}}(d_{R_A}, B, k_{AB}, ENC_{k_{BT}}(A, k_{AB})))$, if $d_{R_A} = R_A$, she sends $ENC_{k_{BT}}(A, k_{AB})$ to Bob through the channel C_{AB} (the corresponding sending action is denoted $s_{C_{AB}}(ENC_{k_{BT}}(A, k_{AB}))$); else if $d_{R_A} \neq R_A$, she sends \perp to Bob through the channel C_{AB} (the corresponding sending action is denoted $s_{C_{AB}}(\perp)$);
4. Bob receives d_{AB} from Alice (the corresponding reading action is denoted $r_{C_{AB}}(d_{AB})$), if $d_{AB} = \perp$, he sends \perp to the outside through the channel C_{BO} (the corresponding sending action is denoted $s_{C_{BO}}(\perp)$), and sends \perp to Alice through the channel C_{AB} (the corresponding sending action is denoted $s_{C_{AB}}(\perp)$); else if $d_{AB} \neq \perp$, d_{AB} must be the form of $ENC_{k_{BT}}(A, k_{AB})$ (without considering the malicious tampering and transmission errors), he decrypts $ENC_{k_{BT}}(A, k_{AB})$ by k_{BT} through an action $dec_{k_{BT}}(ENC_{k_{BT}}(A, k_{AB}))$ to ensure the message is from Alice and get k_{AB} , then he generates a random number R_B through an action $rsgr_{R_B}$, encrypts R_B by k_{AB} through an action $enc_{k_{AB}}(R_B)$, and sends $ENC_{k_{AB}}(R_B)$ to Alice through the channel C_{BA} (the corresponding sending action is denoted $s_{C_{BA}}(ENC_{k_{AB}}(R_B))$);
5. Alice receives d_{BA} from Bob through the channel C_{BA} (the corresponding reading action is denoted $r_{C_{BA}}(d_{BA})$), if $d_{BA} \neq \perp$, she decrypts $ENC_{k_{AB}}(R_B)$ to get R_B by k_{AB} through an action $dec_{k_{AB}}(ENC_{k_{AB}}(R_B))$, encrypts $R_B - 1, D$ through an action $enc_{k_{AB}}(R_B - 1, D)$, and sends $ENC_{k_{AB}}(R_B - 1, D)$ to Bob through the channel C_{AB} (the corresponding sending action is denoted $s_{C_{AB}}(ENC_{k_{AB}}(R_B - 1, D))$); else if $d_{BA} = \perp$, she sends \perp to Bob through the channel C_{AB} (the corresponding sending action is denoted $s_{C_{AB}}(\perp)$);
6. Bob receives d'_{AB} from Alice through the channel C_{AB} (the corresponding reading action is denoted $r_{C_{AB}}(d'_{AB})$), if $d'_{AB} \neq \perp$, he decrypts $ENC_{k_{AB}}(d_{R_B-1}, D)$ by k_{AB} through an action $dec_{k_{AB}}(ENC_{k_{AB}}(d_{R_B-1}, D))$, if $d_{R_B-1} = R_B - 1$, he sends D to the outside through the channel C_{BO} (the corresponding sending action is denoted $s_{C_{BO}}(D)$), else if $d_{R_B-1} \neq R_B - 1$, he sends \perp to the outside through the channel C_{BO} (the corresponding sending action is denoted $s_{C_{BO}}(\perp)$); else if $d'_{AB} = \perp$, he sends \perp to the outside through the channel C_{BO} (the corresponding sending action is denoted $s_{C_{BO}}(\perp)$).

Where $D \in \Delta$, Δ is the set of data.

Alice's state transitions described by $APTC_G$ are as follows.

$$A = \sum_{D \in \Delta} r_{C_{AT}}(D) \cdot A_2$$

$$A_2 = \{k_{AB} = NULL\} \cdot rsgr_{R_A} \cdot A_3 + \{k_{AB} \neq NULL\} \cdot A_{11}$$

$$A_3 = s_{C_{AT}}(A, B, R_A) \cdot A_4$$

$$A_4 = r_{C_{TA}}(ENC_{k_{AT}}(d_{R_A}, B, k_{AB}, ENC_{k_{BT}}(A, k_{AB}))) \cdot A_5$$

$$A_5 = dec_{k_{AT}}(enc_{k_{AT}}(d_{R_A}, B, k_{AB}, ENC_{k_{BT}}(A, k_{AB}))) \cdot A_6$$

$$A_6 = \{d_{R_A} = R_A\} \cdot A_7 + \{d_{R_A} \neq R_A\} \cdot s_{C_{AB}}(\perp) \cdot A_8$$

$$A_7 = s_{C_{AB}}(ENC_{k_{BT}}(A, k_{AB})) \cdot A_8$$

$$A_8 = r_{C_{BA}}(d_{BA}) \cdot A_9$$

$$A_9 = \{d_{BA} \neq \perp\} \cdot A_{10} + \{d_{BA} = \perp\} \cdot A_{13}$$

$$A_{10} = \text{dec}_{k_{AB}}(\text{ENC}_{k_{AB}}(R_B)) \cdot A_{11}$$

$$A_{11} = \text{enc}_{k_{AB}}(R_B - 1, D) \cdot A_{12}$$

$$A_{12} = s_{C_{AB}}(\text{ENC}_{k_{AB}}(R_B - 1, D)) \cdot A$$

$$A_{13} = s_{C_{AB}}(\perp) \cdot A$$

Bob's state transitions described by $APT C_G$ are as follows.

$$B = \{k_{AB} = \text{NULL}\} \cdot B_1 + \{k_{AB} \neq \text{NULL}\} \cdot B_7$$

$$B_1 = r_{C_{AB}}(d_{AB}) \cdot B_2$$

$$B_2 = \{d_{AB} = \perp\} \cdot (s_{C_{BO}}(\perp) \parallel s_{C_{AB}}(\perp)) \cdot B_7 + \{d_{AB} \neq \perp\} \cdot B_3$$

$$B_3 = \text{dec}_{k_{BT}}(\text{ENC}_{k_{BT}}(A, k_{AB})) \cdot B_4$$

$$B_4 = \text{rsg}_{R_B} \cdot B_5$$

$$B_5 = \text{enc}_{k_{AB}}(R_B) \cdot B_6$$

$$B_6 = s_{C_{BA}}(\text{ENC}_{k_{AB}}(R_B)) \cdot B_7$$

$$B_7 = r_{C_{AB}}(d'_{AB}) \cdot B_8$$

$$B_8 = \{d'_{AB} \neq \perp\} \cdot B_9 + \{d'_{AB} = \perp\} \cdot s_{C_{BO}}(\perp) \cdot B$$

$$B_9 = \text{dec}_{k_{AB}}(\text{ENC}_{k_{AB}}(d_{R_B-1}, D)) \cdot B_{10}$$

$$B_{10} = \{d_{R_B-1} = R_B - 1\} \cdot s_{C_{BO}}(D) \cdot B + \{d_{R_B-1} \neq R_B - 1\} \cdot s_{C_{BO}}(\perp) \cdot B$$

Trent's state transitions described by $APT C_G$ are as follows.

$$T = r_{C_{AT}}(A, B, R_A) \cdot T_2$$

$$T_2 = \text{rsg}_{k_{AB}} \cdot T_3$$

$$T_3 = \text{enc}_{k_{BT}}(A, k_{AB}) \cdot T_4$$

$$T_4 = \text{enc}_{k_{AT}}(R_A, B, k_{AB}, \text{ENC}_{k_{BT}}(A, k_{AB})) \cdot T_5$$

$$T_5 = s_{C_{TA}}(\text{ENC}_{k_{AT}}(R_A, B, k_{AB}, \text{ENC}_{k_{BT}}(A, k_{AB}))) \cdot T$$

The sending action and the reading action of the same type data through the same channel can communicate with each other, otherwise, will cause a deadlock δ . We define the following communication functions.

$$\gamma(r_{C_{AT}}(A, B, R_A), s_{C_{AT}}(A, B, R_A)) \triangleq c_{C_{AT}}(A, B, R_A)$$

$$\begin{aligned} &\gamma(r_{C_{TA}}(\text{ENC}_{k_{AT}}(d_{R_A}, B, k_{AB}, \text{ENC}_{k_{BT}}(A, k_{AB}))), \\ &s_{C_{TA}}(\text{ENC}_{k_{AT}}(d_{R_A}, B, k_{AB}, \text{ENC}_{k_{BT}}(A, k_{AB})))) \\ &\triangleq c_{C_{TA}}(\text{ENC}_{k_{AT}}(d_{R_A}, B, k_{AB}, \text{ENC}_{k_{BT}}(A, k_{AB}))) \end{aligned}$$

$$\gamma(r_{C_{AB}}(d_{AB}), s_{C_{AB}}(d_{AB})) \triangleq c_{C_{AB}}(d_{AB})$$

$$\gamma(r_{C_{BA}}(d_{BA}), s_{C_{BA}}(d_{BA})) \triangleq c_{C_{BA}}(d_{BA})$$

$$\gamma(r_{C_{AB}}(d'_{AB}), s_{C_{AB}}(d'_{AB})) \triangleq c_{C_{AB}}(d'_{AB})$$

Let all modules be in parallel, then the protocol $A \quad B \quad T$ can be presented by the following process term.

$$\tau_I(\partial_H(\Theta(A \quad B \quad T))) = \tau_I(\partial_H(A \quad B \quad T))$$

where $H = \{r_{C_{AT}}(A, B, R_A), s_{C_{AT}}(A, B, R_A), r_{C_{AB}}(d_{AB}), s_{C_{AB}}(d_{AB}), r_{C_{BA}}(d_{BA}), s_{C_{BA}}(d_{BA}), r_{C_{AB}}(d'_{AB}), s_{C_{AB}}(d'_{AB}), r_{C_{TA}}(ENC_{k_{AT}}(d_{R_A}, B, k_{AB}, ENC_{k_{BT}}(A, k_{AB}))), s_{C_{TA}}(ENC_{k_{AT}}(d_{R_A}, B, k_{AB}, ENC_{k_{BT}}(A, k_{AB}))) | D \in \Delta\}$,
 $I = \{c_{C_{AT}}(A, B, R_A), c_{C_{AB}}(d_{AB}), c_{C_{BA}}(d_{BA}), c_{C_{AB}}(d'_{AB}), c_{C_{TA}}(ENC_{k_{AT}}(d_{R_A}, B, k_{AB}, ENC_{k_{BT}}(A, k_{AB}))), \{k_{AB} = NULL\}, rsg_{R_A}, \{k_{AB} \neq NULL\}, dec_{k_{AT}}(enc_{k_{AT}}(d_{R_A}, B, k_{AB}, ENC_{k_{BT}}(A, k_{AB}))), \{d_{R_A} = R_A\}, \{d_{R_A} \neq R_A\}, \{d_{BA} \neq \perp\}, \{d_{BA} = \perp\}, dec_{k_{AB}}(ENC_{k_{AB}}(R_B)), enc_{k_{AB}}(R_B - 1, D), \{d_{AB} = \perp\}, \{d_{AB} \neq \perp\}, dec_{k_{BT}}(ENC_{k_{BT}}(A, k_{AB})), rsg_{R_B}, enc_{k_{AB}}(R_B), \{d'_{AB} = \perp\}, \{d'_{AB} \neq \perp\}, dec_{k_{AB}}(ENC_{k_{AB}}(d_{R_B-1}, D)), \{d_{R_B-1} = R_B - 1\}, \{d_{R_B-1} \neq R_B - 1\}, rsg_{k_{AB}}, enc_{k_{BT}}(A, k_{AB}), enc_{k_{AT}}(R_A, B, k_{AB}, ENC_{k_{BT}}(A, k_{AB})) | D \in \Delta\}$.

Then we get the following conclusion on the protocol.

Theorem 7.3. *The Needham-Schroeder protocol in Figure 16 is secure.*

Proof. Based on the above state transitions of the above modules, by use of the algebraic laws of $APTC_G$, we can prove that

$$\tau_I(\partial_H(A \text{ \textcircled{ } } B \text{ \textcircled{ } } T)) = \sum_{D \in \Delta} (r_{C_{AI}}(D) \cdot (s_{C_{BO}}(\perp) + s_{C_{BO}}(D))) \cdot \tau_I(\partial_H(A \text{ \textcircled{ } } B \text{ \textcircled{ } } T)).$$

For the details of proof, please refer to section 2.9, and we omit it.

That is, the Needham-Schroeder protocol in Figure 16 $\tau_I(\partial_H(A \text{ \textcircled{ } } B \text{ \textcircled{ } } T))$ can exhibit desired external behaviors:

1. For information leakage, because k_{AT} is privately shared only between Alice and Trent, k_{BT} is privately shared only between Bob and Trent, k_{AB} is privately shared only among Trent, Alice and Bob. For the modeling of confidentiality, it is similar to the protocol in section 4.10.2, the Needham-Schroeder protocol is confidential;
2. For replay attack, the using of random numbers R_A, R_B , makes that $\tau_I(\partial_H(A \text{ \textcircled{ } } B \text{ \textcircled{ } } T)) = \sum_{D \in \Delta} (r_{C_{AI}}(D) \cdot s_{C_{BO}}(\perp)) \cdot \tau_I(\partial_H(A \text{ \textcircled{ } } B \text{ \textcircled{ } } T))$, it is desired;
3. Without replay attack, the protocol would be $\tau_I(\partial_H(A \text{ \textcircled{ } } B \text{ \textcircled{ } } T)) = \sum_{D \in \Delta} (r_{C_{AI}}(D) \cdot s_{C_{BO}}(D)) \cdot \tau_I(\partial_H(A \text{ \textcircled{ } } B \text{ \textcircled{ } } T))$, it is desired;
4. For the man-in-the-middle attack, because k_{AT} is privately shared only between Alice and Trent, k_{BT} is privately shared only between Bob and Trent, k_{AB} is privately shared only among Trent, Alice and Bob. For the modeling of the man-in-the-middle attack, it is similar to the protocol in section 5.4, the Needham-Schroeder protocol can be against the man-in-the-middle attack;
5. For the unexpected and non-technical leaking of k_{AT}, k_{BT}, k_{AB} , or they being not strong enough, or Trent being dishonest, they are out of the scope of analyses of security protocols;
6. For malicious tampering and transmission errors, they are out of the scope of analyses of security protocols.

□

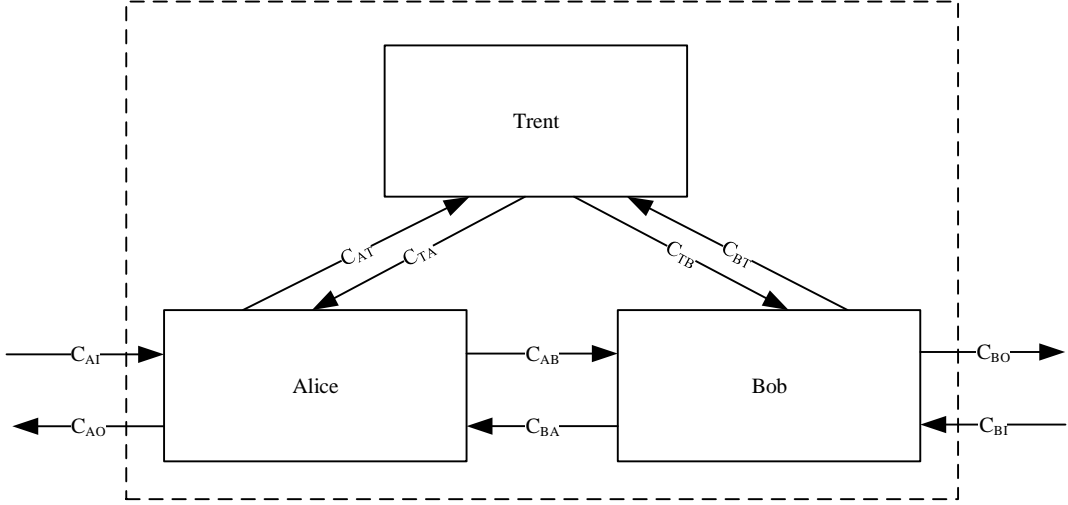


Figure 17: Otway-Rees protocol

7.4 Otway-Rees Protocol

The Otway-Rees protocol shown in Figure 17 uses symmetric keys for secure communication, that is, the key k_{AB} between Alice and Bob is privately shared to Alice and Bob, Alice, Bob have shared keys with Trent k_{AT} and k_{BT} already.

The process of the protocol is as follows.

1. Alice receives some messages D from the outside through the channel C_{AI} (the corresponding reading action is denoted $r_{C_{AI}}(D)$), if k_{AB} is not established, she generates the random numbers I, R_A through the actions rs_{gI} and rs_{gR_A} , encrypts R_A, I, A, B by k_{AT} through an action $enc_{k_{AT}}(R_A, I, A, B)$, and sends $I, A, B, ENC_{k_{AT}}(R_A, I, A, B)$ to Bob through the channel C_{AB} (the corresponding sending action is denoted $s_{C_{AB}}(I, A, B, ENC_{k_{AT}}(R_A, I, A, B))$);
2. Bob receives $I, A, B, ENC_{k_{AT}}(R_A, I, A, B)$ from Alice through the channel C_{AB} (the corresponding reading action is denoted $r_{C_{AB}}(I, A, B, ENC_{k_{AT}}(R_A, I, A, B))$), he generates a random number R_B through an action rs_{gR_B} , encrypts R_B, I, A, B by k_{BT} through an action $enc_{k_{BT}}(R_B, I, A, B)$, and sends $I, A, B, ENC_{k_{AT}}(R_A, I, A, B), ENC_{k_{BT}}(R_B, I, A, B)$ to Trent through the channel C_{BT} (the corresponding sending action is denoted $s_{C_{BT}}(I, A, B, ENC_{k_{AT}}(R_A, I, A, B), ENC_{k_{BT}}(R_B, I, A, B))$);
3. Trent receives $I, A, B, ENC_{k_{AT}}(R_A, I, A, B), ENC_{k_{BT}}(R_B, I, A, B)$ through the channel C_{BT} (the corresponding reading action is denoted $r_{C_{BT}}(I, A, B, ENC_{k_{AT}}(R_A, I, A, B), ENC_{k_{BT}}(R_B, I, A, B))$), he decrypts the message $ENC_{k_{AT}}(R_A, I, A, B)$ through an action $dec_{k_{AT}}(ENC_{k_{AT}}(R_A, I, A, B))$ and the message $ENC_{k_{BT}}(R_B, I, A, B)$ through an action $dec_{k_{BT}}(ENC_{k_{BT}}(R_B, I, A, B))$, generates a random session key k_{AB} through an action $rs_{gk_{AB}}$, then he encrypts R_A, k_{AB} by k_{AT} through an action $enc_{k_{AT}}(R_A, k_{AB})$, encrypts R_B, k_{AB} by k_{BT} through an action $enc_{k_{BT}}(R_B, k_{AB})$,

and sends them to Bob through the channel C_{TB} (the corresponding sending action is denoted $s_{C_{TB}}(I, ENC_{k_{AT}}(R_A, k_{AB}), ENC_{k_{BT}}(R_B, k_{AB}))$);

4. Bob receives the message from Trent through the channel C_{TB} (the corresponding reading action is denoted $r_{C_{TB}}(d_I, ENC_{k_{AT}}(R_A, k_{AB}), ENC_{k_{BT}}(d_{R_B}, k_{AB}))$), he decrypts $ENC_{k_{BT}}(d_{R_B}, k_{AB})$ by k_{BT} through an action $dec_{k_{BT}}(ENC_{k_{BT}}(d_{R_B}, k_{AB}))$, if $d_{R_B} = R_B$ and $d_I = I$, he sends $I, ENC_{k_{AT}}(R_A, k_{AB})$ to Alice through the channel C_{BA} (the corresponding sending action is denoted $s_{C_{BA}}(I, ENC_{k_{AB}}(R_A, k_{AB}))$); else if $d_{R_B} \neq R_B$ or $d_I \neq I$, he sends \perp to Alice through the channel C_{BA} (the corresponding sending action is denoted $s_{C_{BA}}(\perp)$);
5. Alice receives d_{BA} from Bob (the corresponding reading action is denoted $r_{C_{BA}}(d_{BA})$), if $d_{BA} = \perp$, she sends \perp to Bob through the channel C_{AB} (the corresponding sending action is denoted $s_{C_{AB}}(\perp)$); else if $d_{BA} \neq \perp$, she decrypts $ENC_{k_{AT}}(R_A, k_{AB})$ by k_{AT} through an action $dec_{k_{AT}}(ENC_{k_{AT}}(R_A, k_{AB}))$, if $d_{R_A} = R_A$ and $d_I = I$, she generates a random number R_D through an action $rsgr_D$, encrypts R_D, D by k_{AB} through an action $enc_{k_{AB}}(R_D, D)$, and sends it to Bob through the channel C_{AB} (the corresponding sending action is denoted $s_{C_{AB}}(ENC_{k_{AB}}(R_D, D))$), else if $d_{R_A} \neq R_A$ or $d_I \neq I$, she sends \perp to Bob through the channel C_{AB} (the corresponding sending action is denoted $s_{C_{AB}}(\perp)$);
6. Bob receives d_{AB} from Alice (the corresponding reading action is denoted $r_{C_{AB}}(d_{AB})$), if $d_{AB} = \perp$, he sends \perp to the outside through the channel C_{BO} (the corresponding sending action is denoted $s_{C_{BO}}(\perp)$); else if $d_{AB} \neq \perp$, she decrypts $ENC_{k_{AB}}(R_D, D)$ by k_{AB} through an action $dec_{k_{AB}}(ENC_{k_{AB}}(R_D, D))$, if $isFresh(R_D) = TRUE$, she sends D to the outside through the channel C_{BO} (the corresponding sending action is denoted $s_{C_{BO}}(D)$), else if $isFresh(d_{R_D}) = FALSE$, he sends \perp to the outside through the channel C_{BO} (the corresponding sending action is denoted $s_{C_{BO}}(\perp)$).

Where $D \in \Delta$, Δ is the set of data.

Alice's state transitions described by $APTC_G$ are as follows.

$$A = \sum_{D \in \Delta} r_{C_{AI}}(D) \cdot A_2$$

$$A_2 = \{k_{AB} = NULL\} \cdot rsgr_A \cdot rsgr_{R_A} \cdot A_3 + \{k_{AB} \neq NULL\} \cdot A_9$$

$$A_3 = enc_{k_{AT}}(R_A, I, A, B) \cdot A_4$$

$$A_4 = s_{C_{AB}}(I, A, B, ENC_{k_{AT}}(R_A, I, A, B)) \cdot A_5$$

$$A_5 = r_{C_{BA}}(d_{BA}) \cdot A_6$$

$$A_6 = \{d_{BA} \neq \perp\} \cdot A_7 + \{d_{BA} = \perp\} \cdot s_{C_{AB}}(\perp) \cdot A$$

$$A_7 = dec_{k_{AT}}(ENC_{k_{AT}}(R_A, k_{AB})) \cdot A_8$$

$$A_8 = \{d_{R_A} = R_A \cdot d_I = I\} \cdot A_9 + \{d_{R_A} \neq R_A + d_I \neq I\} \cdot A_{12}$$

$$A_9 = rsgr_D \cdot A_{10}$$

$$A_{10} = enc_{k_{AB}}(R_D, D) \cdot A_{11}$$

$$A_{11} = s_{C_{AB}}(ENC_{k_{AB}}(R_D, D)) \cdot A$$

$$A_{12} = s_{C_{AB}}(\perp) \cdot A$$

Bob's state transitions described by $APTC_G$ are as follows.

$$\begin{aligned}
B &= \{k_{AB} = NULL\} \cdot B_1 + \{k_{AB} \neq NULL\} \cdot B_8 \\
B_1 &= r_{C_{AB}}(I, A, B, ENC_{k_{AT}}(R_A, I, A, B)) \cdot B_2 \\
B_2 &= rsg_{R_B} \cdot B_3 \\
B_3 &= enc_{k_{BT}}(R_B, I, A, B) \cdot B_4 \\
B_4 &= s_{C_{BT}}(I, A, B, ENC_{k_{AT}}(R_A, I, A, B), ENC_{k_{BT}}(R_B, I, A, B)) \cdot B_5 \\
B_5 &= r_{C_{TB}}(d_I, ENC_{k_{AT}}(R_A, k_{AB}), ENC_{k_{BT}}(d_{R_B}, k_{AB})) \cdot B_6 \\
B_6 &= dec_{k_{BT}}(ENC_{k_{BT}}(d_{R_B}, k_{AB})) \cdot B_7 \\
B_7 &= \{d_{R_B} = R_B \cdot d_I = I\} \cdot s_{C_{BA}}(I, ENC_{k_{AB}}(R_A, k_{AB})) \cdot B_8 + \{d_{R_B} \neq R_B + d_I \neq I\} \cdot s_{C_{AB}}(\perp) \cdot B_8 \\
B_8 &= r_{C_{AB}}(d_{AB}) \cdot B_9 \\
B_9 &= \{d_{AB} = \perp\} \cdot s_{C_{BO}}(\perp) \cdot B + \{d_{AB} \neq \perp\} \cdot B_{10} \\
B_{10} &= dec_{k_{AB}}(ENC_{k_{AB}}(R_D, D)) \cdot B_{11} \\
B_{11} &= \{isFresh(R_D) = TRUE\} \cdot B_{12} + \{isFresh(R_D) = FLASE\} \cdot s_{C_{BO}}(\perp) \cdot B \\
B_{12} &= s_{C_{BO}}(D) \cdot B
\end{aligned}$$

Trent's state transitions described by $APTC_G$ are as follows.

$$\begin{aligned}
T &= r_{C_{BT}}(I, A, B, ENC_{k_{AT}}(R_A, I, A, B), ENC_{k_{BT}}(R_B, I, A, B)) \cdot T_2 \\
T_2 &= dec_{k_{AT}}(ENC_{k_{AT}}(R_A, I, A, B)) \cdot T_3 \\
T_3 &= dec_{k_{BT}}(ENC_{k_{BT}}(R_B, I, A, B)) \cdot T_4 \\
T_4 &= rsg_{k_{AB}} \cdot T_5 \\
T_5 &= enc_{k_{AT}}(R_A, k_{AB}) \cdot T_6 \\
T_6 &= enc_{k_{BT}}(R_B, k_{AB}) \cdot T_7 \\
T_7 &= s_{C_{TB}}(I, ENC_{k_{AT}}(R_A, k_{AB}), ENC_{k_{BT}}(R_B, k_{AB})) \cdot T
\end{aligned}$$

The sending action and the reading action of the same type data through the same channel can communicate with each other, otherwise, will cause a deadlock δ . We define the following communication functions.

$$\begin{aligned}
&\gamma(r_{C_{AB}}(I, A, B, ENC_{k_{AT}}(R_A, I, A, B)), s_{C_{AB}}(I, A, B, ENC_{k_{AT}}(R_A, I, A, B))) \\
&\triangleq c_{C_{AB}}(I, A, B, ENC_{k_{AT}}(R_A, I, A, B)) \\
&\gamma(r_{C_{BA}}(d_{BA}), s_{C_{BA}}(d_{BA})) \triangleq c_{C_{BA}}(d_{BA}) \\
&\gamma(r_{C_{BT}}(I, A, B, ENC_{k_{AT}}(R_A, I, A, B), ENC_{k_{BT}}(R_B, I, A, B)), \\
&\quad s_{C_{BT}}(I, A, B, ENC_{k_{AT}}(R_A, I, A, B), ENC_{k_{BT}}(R_B, I, A, B))) \\
&\triangleq c_{C_{BT}}(I, A, B, ENC_{k_{AT}}(R_A, I, A, B), ENC_{k_{BT}}(R_B, I, A, B)) \\
&\gamma(r_{C_{TB}}(d_I, ENC_{k_{AT}}(R_A, k_{AB}), ENC_{k_{BT}}(d_{R_B}, k_{AB})), \\
&\quad s_{C_{TB}}(d_I, ENC_{k_{AT}}(R_A, k_{AB}), ENC_{k_{BT}}(d_{R_B}, k_{AB}))) \\
&\triangleq c_{C_{TB}}(d_I, ENC_{k_{AT}}(R_A, k_{AB}), ENC_{k_{BT}}(d_{R_B}, k_{AB})) \\
&\gamma(r_{C_{AB}}(d_{AB}), s_{C_{AB}}(d_{AB})) \triangleq c_{C_{AB}}(d_{AB})
\end{aligned}$$

Let all modules be in parallel, then the protocol $A \quad B \quad T$ can be presented by the following process term.

$$\tau_I(\partial_H(\Theta(A \text{ \textbackslash} B \text{ \textbackslash} T))) = \tau_I(\partial_H(A \text{ \textbackslash} B \text{ \textbackslash} T))$$

where $H = \{r_{C_{AB}}(I, A, B, ENC_{k_{AT}}(R_A, I, A, B)), s_{C_{AB}}(I, A, B, ENC_{k_{AT}}(R_A, I, A, B)), r_{C_{BA}}(d_{BA}), s_{C_{BA}}(d_{BA}), r_{C_{AB}}(d_{AB}), s_{C_{AB}}(d_{AB}), r_{C_{BT}}(I, A, B, ENC_{k_{AT}}(R_A, I, A, B), ENC_{k_{BT}}(R_B, I, A, B)), s_{C_{BT}}(I, A, B, ENC_{k_{AT}}(R_A, I, A, B), ENC_{k_{BT}}(R_B, I, A, B)), r_{C_{TB}}(d_I, ENC_{k_{AT}}(R_A, k_{AB}), ENC_{k_{BT}}(d_{R_B}, k_{AB})), s_{C_{TB}}(d_I, ENC_{k_{AT}}(R_A, k_{AB}), ENC_{k_{BT}}(d_{R_B}, k_{AB})) | D \in \Delta\}$,
 $I = \{c_{C_{AB}}(I, A, B, ENC_{k_{AT}}(R_A, I, A, B)), c_{C_{BA}}(d_{BA}), c_{C_{AB}}(d_{AB}), c_{C_{BT}}(I, A, B, ENC_{k_{AT}}(R_A, I, A, B), ENC_{k_{BT}}(R_B, I, A, B)), c_{C_{TB}}(d_I, ENC_{k_{AT}}(R_A, k_{AB}), ENC_{k_{BT}}(d_{R_B}, k_{AB})), \{k_{AB} = NULL\}, rsg_I, rsg_{R_A}, \{k_{AB} \neq NULL\}, enc_{k_{AT}}(R_A, I, A, B), \{d_{BA} \neq \perp\}, \{d_{BA} = \perp\}, dec_{k_{AT}}(ENC_{k_{AT}}(R_A, k_{AB})), \{d_{R_A} = R_A \cdot d_I = I\}, \{d_{R_A} \neq R_A + d_I \neq I\}, rsg_{R_D}, enc_{k_{AB}}(R_D, D), rsg_{R_B}, enc_{k_{BT}}(R_B, I, A, B), dec_{k_{BT}}(ENC_{k_{BT}}(d_{R_B}, k_{AB})), \{d_{R_B} = R_B \cdot d_I = I\}, \{d_{R_B} \neq R_B + d_I \neq I\}, \{d_{AB} = \perp\}, \{d_{AB} \neq \perp\}, dec_{k_{AB}}(ENC_{k_{AB}}(R_D, D)), \{isFresh(R_D) = TRUE\}, \{isFresh(R_D) = FALSE\}, dec_{k_{AT}}(ENC_{k_{AT}}(R_A, I, A, B)), dec_{k_{BT}}(ENC_{k_{BT}}(R_B, I, A, B)), rsg_{k_{AB}}, enc_{k_{AT}}(R_A, k_{AB}), enc_{k_{BT}}(R_B, k_{AB}) | D \in \Delta\}$.

Then we get the following conclusion on the protocol.

Theorem 7.4. *The Otway-Rees protocol in Figure 17 is secure.*

Proof. Based on the above state transitions of the above modules, by use of the algebraic laws of APT_C_G , we can prove that

$$\tau_I(\partial_H(A \text{ \textbackslash} B \text{ \textbackslash} T)) = \sum_{D \in \Delta} (r_{C_{AI}}(D) \cdot (s_{C_{BO}}(\perp) + s_{C_{BO}}(D))) \cdot \tau_I(\partial_H(A \text{ \textbackslash} B \text{ \textbackslash} T)).$$

For the details of proof, please refer to section 2.9, and we omit it.

That is, the Otway-Rees protocol in Figure 17 $\tau_I(\partial_H(A \text{ \textbackslash} B \text{ \textbackslash} T))$ can exhibit desired external behaviors:

1. For information leakage, because k_{AT} is privately shared only between Alice and Trent, k_{BT} is privately shared only between Bob and Trent, k_{AB} is privately shared only among Trent, Alice and Bob. For the modeling of confidentiality, it is similar to the protocol in section 4.10.2, the Otway-Rees protocol is confidential;
2. For the man-in-the-middle attack, because k_{AT} is privately shared only between Alice and Trent, k_{BT} is privately shared only between Bob and Trent, k_{AB} is privately shared only among Trent, Alice and Bob, and the use of the random numbers I , R_A and R_B , the protocol would be $\tau_I(\partial_H(A \text{ \textbackslash} B \text{ \textbackslash} T)) = \sum_{D \in \Delta} (r_{C_{AI}}(D) \cdot s_{C_{BO}}(\perp)) \cdot \tau_I(\partial_H(A \text{ \textbackslash} B \text{ \textbackslash} T))$, it is desired, the Otway-Rees protocol can be against the man-in-the-middle attack;
3. For replay attack, the using of the random numbers I , R_A and R_B , makes that $\tau_I(\partial_H(A \text{ \textbackslash} B \text{ \textbackslash} T)) = \sum_{D \in \Delta} (r_{C_{AI}}(D) \cdot s_{C_{BO}}(\perp)) \cdot \tau_I(\partial_H(A \text{ \textbackslash} B \text{ \textbackslash} T))$, it is desired;

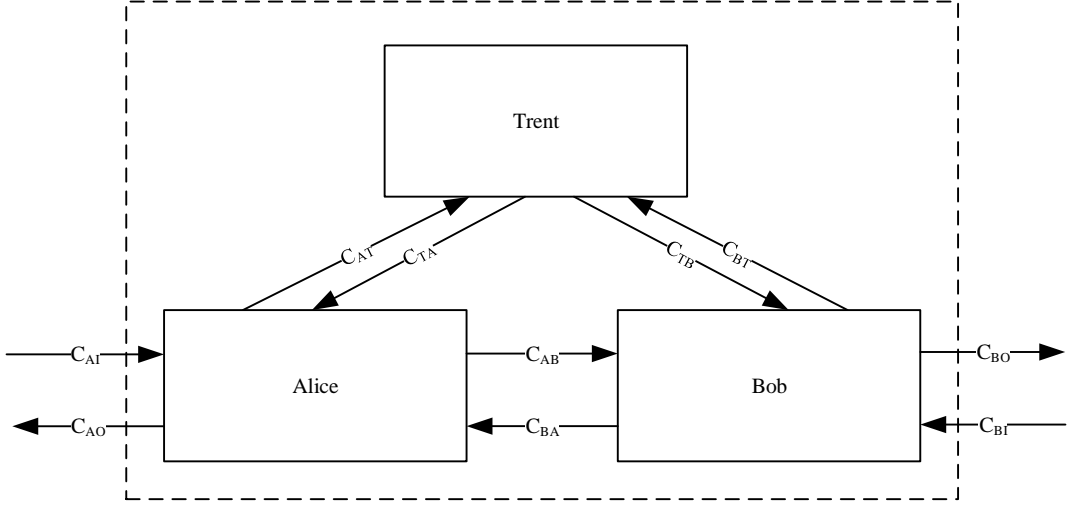


Figure 18: Kerberos protocol

4. Without man-in-the-middle and replay attack, the protocol would be $\tau_I(\partial_H(A \text{ } \bowtie \text{ } B \text{ } \bowtie \text{ } T)) = \sum_{D \in \Delta} (r_{C_{AI}}(D) \cdot s_{C_{BO}}(D)) \cdot \tau_I(\partial_H(A \text{ } \bowtie \text{ } B \text{ } \bowtie \text{ } T))$, it is desired;
5. For the unexpected and non-technical leaking of k_{AT} , k_{BT} , k_{AB} , or they being not strong enough, or Trent being dishonest, they are out of the scope of analyses of security protocols;
6. For malicious tampering and transmission errors, they are out of the scope of analyses of security protocols.

□

7.5 Kerberos Protocol

The Kerberos protocol shown in Figure 18 uses symmetric keys for secure communication, that is, the key k_{AB} between Alice and Bob is privately shared to Alice and Bob, Alice, Bob have shared keys with Trent k_{AT} and k_{BT} already.

The process of the protocol is as follows.

1. Alice receives some messages D from the outside through the channel C_{AI} (the corresponding reading action is denoted $r_{C_{AI}}(D)$), if k_{AB} is not established, she sends A, B to trent through the channel C_{AT} (the corresponding sending action is denoted $s_{C_{AT}}(A, B)$);
2. Trent receives A, B from Alice through the channel C_{AT} (the corresponding reading action is denoted $r_{C_{AT}}(A, B)$), he generates a random session key k_{AB} through an action $rsg_{k_{AB}}$, get time stamp T and lifetime L , then he encrypts T, L, k_{AB}, B by k_{AT} through an action $enc_{k_{AT}}(T, L, k_{AB}, B)$, encrypts T, L, k_{AB}, A by k_{BT} through an action $enc_{k_{BT}}(T, L, k_{AB}, A)$, and sends them to Alice through the channel C_{TA} (the corresponding sending action is denoted $s_{C_{TA}}(ENC_{k_{AT}}(T, L, k_{AB}, B), ENC_{k_{BT}}(K, L, k_{AB}, A))$);

3. Alice receives the message from Trent through the channel C_{TA} (the corresponding reading action is denoted $r_{C_{TA}}(ENC_{k_{AT}}(T, L, k_{AB}, B), ENC_{k_{BT}}(K, L, k_{AB}, A))$), she decrypts $ENC_{k_{AT}}(T, L, k_{AB}, B)$ by k_{AT} through an action $dec_{k_{AT}}(ENC_{k_{AT}}(T, L, k_{AB}, B))$, encrypts A, T by k_{AB} through an action $enc_{k_{AB}}(A, T)$, she sends $ENC_{k_{AB}}(A, T), ENC_{k_{BT}}(T, L, k_{AB}, A)$ to Bob through the channel C_{AB} (the corresponding sending action is denoted $s_{C_{AB}}(ENC_{k_{AB}}(A, T), ENC_{k_{BT}}(T, L, k_{AB}, A))$);
4. Bob receives $ENC_{k_{AB}}(A, T), ENC_{k_{BT}}(T, L, k_{AB}, A)$ from Alice (the corresponding reading action is denoted $r_{C_{AB}}(ENC_{k_{AB}}(A, T), ENC_{k_{BT}}(T, L, k_{AB}, A))$), he decrypts $ENC_{k_{BT}}(T, L, k_{AB}, A)$ by k_{BT} through an action $dec_{k_{BT}}(ENC_{k_{BT}}(T, L, k_{AB}, A))$ to ensure the message is from Alice and get k_{AB} , and decrypts $ENC_{k_{AB}}(A, T)$ by k_{AB} through an action $dec_{k_{AB}}(ENC_{k_{AB}}(A, T))$ to get A and T , then he encrypts $T + 1$ by k_{AB} through an action $enc_{k_{AB}}(T + 1)$, and sends $ENC_{k_{AB}}(T + 1)$ to Alice through the channel C_{BA} (the corresponding sending action is denoted $s_{C_{BA}}(ENC_{k_{AB}}(T + 1))$);
5. Alice receives $ENC_{k_{AB}}(d_{T+1})$ from Bob through the channel C_{BA} (the corresponding reading action is denoted $r_{C_{BA}}(ENC_{k_{AB}}(d_{T+1}))$), he decrypts $ENC_{k_{AB}}(d_{T+1})$ by k_{AB} through an action $dec_{k_{AB}}(ENC_{k_{AB}}(d_{T+1}))$, if $d_{T+1} = T + 1$, she encrypts $T + 2, D$ through an action $enc_{k_{AB}}(T + 2, D)$, and sends $ENC_{k_{AB}}(T + 2, D)$ to Bob through the channel C_{AB} (the corresponding sending action is denoted $s_{C_{AB}}(ENC_{k_{AB}}(T + 2, D))$); else if $d_{T+1} \neq T + 1$, she sends \perp to Bob through the channel C_{AB} (the corresponding sending action is denoted $s_{C_{AB}}(\perp)$);
6. Bob receives d_{AB} from Alice through the channel C_{AB} (the corresponding reading action is denoted $r_{C_{AB}}(d_{AB})$), if $d_{AB} \neq \perp$, he decrypts $ENC_{k_{AB}}(d_{T+2}, D)$ by k_{AB} through an action $dec_{k_{AB}}(ENC_{k_{AB}}(d_{T+2}, D))$, if $d_{T+2} = T + 2$, he sends D to the outside through the channel C_{BO} (the corresponding sending action is denoted $s_{C_{BO}}(D)$), else if $d_{T+2} \neq T + 2$, he sends \perp to the outside through the channel C_{BO} (the corresponding sending action is denoted $s_{C_{BO}}(\perp)$); else if $d_{AB} = \perp$, he sends \perp to the outside through the channel C_{BO} (the corresponding sending action is denoted $s_{C_{BO}}(\perp)$).

Where $D \in \Delta$, Δ is the set of data.

Alice's state transitions described by $APTC_G$ are as follows.

$$A = \sum_{D \in \Delta} r_{C_{AI}}(D) \cdot A_2$$

$$A_2 = \{k_{AB} = NULL\} \cdot A_3 + \{k_{AB} \neq NULL\} \cdot A_{12}$$

$$A_3 = s_{C_{AT}}(A, B) \cdot A_4$$

$$A_4 = r_{C_{TA}}(ENC_{k_{AT}}(T, L, k_{AB}, B), ENC_{k_{BT}}(K, L, k_{AB}, A)) \cdot A_5$$

$$A_5 = dec_{k_{AT}}(ENC_{k_{AT}}(T, L, k_{AB}, B)) \cdot A_6$$

$$A_6 = enc_{k_{AB}}(A, T) \cdot A_7$$

$$A_7 = s_{C_{AB}}(ENC_{k_{AB}}(A, T), ENC_{k_{BT}}(T, L, k_{AB}, A)) \cdot A_8$$

$$A_8 = r_{C_{BA}}(ENC_{k_{AB}}(d_{T+1})) \cdot A_9$$

$$A_9 = dec_{k_{AB}}(ENC_{k_{AB}}(d_{T+1})) \cdot A_{10}$$

$$A_{10} = dec_{k_{AB}}(ENC_{k_{AB}}(R_B)) \cdot A_{11}$$

$$A_{11} = \{d_{T+1} = T + 1\} \cdot A_{12} + \{d_{T+1} \neq T + 1\} \cdot A_{14}$$

$$A_{12} = enc_{k_{AB}}(T + 2, D) \cdot A_{13}$$

$$A_{13} = s_{C_{AB}}(ENC_{k_{AB}}(R_B - 1, D)) \cdot A$$

$$A_{14} = s_{C_{AB}}(\perp) \cdot A$$

Bob's state transitions described by $APT C_G$ are as follows.

$$B = \{k_{AB} = NULL\} \cdot B_1 + \{k_{AB} \neq NULL\} \cdot B_6$$

$$B_1 = r_{C_{AB}}(ENC_{k_{AB}}(A, T), ENC_{k_{BT}}(T, L, k_{AB}, A)) \cdot B_2$$

$$B_2 = dec_{k_{BT}}(ENC_{k_{BT}}(T, L, k_{AB}, A)) \cdot B_3$$

$$B_3 = dec_{k_{AB}}(ENC_{k_{AB}}(A, T)) \cdot B_4$$

$$B_4 = enc_{k_{AB}}(T + 1) \cdot B_5$$

$$B_5 = s_{C_{BA}}(ENC_{k_{AB}}(T + 1)) \cdot B_6$$

$$B_6 = r_{C_{AB}}(d_{AB}) \cdot B_7$$

$$B_7 = \{d_{AB} \neq \perp\} \cdot B_8 + \{d_{AB} = \perp\} \cdot s_{C_{BO}}(\perp) \cdot B$$

$$B_8 = dec_{k_{AB}}(ENC_{k_{AB}}(d_{T+2}, D)) \cdot B_9$$

$$B_9 = \{d_{T+2} = T + 2\} \cdot B_{10} + \{d_{T+2} \neq T + 2\} \cdot s_{C_{BO}}(\perp) \cdot B$$

$$B_{10} = s_{C_{BO}}(D) \cdot B$$

Trent's state transitions described by $APT C_G$ are as follows.

$$T = r_{C_{AT}}(A, B) \cdot T_2$$

$$T_2 = rsg_{k_{AB}} \cdot T_3$$

$$T_3 = enc_{k_{AT}}(T, L, k_{AB}, B) \cdot T_4$$

$$T_4 = enc_{k_{BT}}(T, L, k_{AB}, A) \cdot T_5$$

$$T_5 = s_{C_{TA}}(ENC_{k_{AT}}(T, L, k_{AB}, B), ENC_{k_{BT}}(K, L, k_{AB}, A)) \cdot T$$

The sending action and the reading action of the same type data through the same channel can communicate with each other, otherwise, will cause a deadlock δ . We define the following communication functions.

$$\gamma(r_{C_{AT}}(A, B), s_{C_{AT}}(A, B)) \triangleq c_{C_{AT}}(A, B)$$

$$\gamma(r_{C_{TA}}(ENC_{k_{AT}}(T, L, k_{AB}, B), ENC_{k_{BT}}(K, L, k_{AB}, A)),$$

$$s_{C_{TA}}(ENC_{k_{AT}}(T, L, k_{AB}, B), ENC_{k_{BT}}(K, L, k_{AB}, A)))$$

$$\triangleq c_{C_{TA}}(ENC_{k_{AT}}(T, L, k_{AB}, B), ENC_{k_{BT}}(K, L, k_{AB}, A))$$

$$\gamma(r_{C_{AB}}(ENC_{k_{AB}}(A, T), ENC_{k_{BT}}(T, L, k_{AB}, A)), s_{C_{AB}}(ENC_{k_{AB}}(A, T), ENC_{k_{BT}}(T, L, k_{AB}, A)))$$

$$\triangleq c_{C_{AB}}(ENC_{k_{AB}}(A, T), ENC_{k_{BT}}(T, L, k_{AB}, A))$$

$$\gamma(r_{C_{BA}}(ENC_{k_{AB}}(d_{T+1})), s_{C_{BA}}(ENC_{k_{AB}}(d_{T+1}))) \triangleq c_{C_{BA}}(ENC_{k_{AB}}(d_{T+1}))$$

$$\gamma(r_{C_{AB}}(d_{AB}), s_{C_{AB}}(d_{AB})) \triangleq c_{C_{AB}}(d_{AB})$$

Let all modules be in parallel, then the protocol $A \quad B \quad T$ can be presented by the following process term.

$$\tau_I(\partial_H(\Theta(A \quad B \quad T))) = \tau_I(\partial_H(A \quad B \quad T))$$

where $H = \{r_{C_{AT}}(A, B), s_{C_{AT}}(A, B), r_{C_{AB}}(d_{AB}), s_{C_{AB}}(d_{AB}),$
 $r_{C_{TA}}(ENC_{k_{AT}}(T, L, k_{AB}, B), ENC_{k_{BT}}(K, L, k_{AB}, A)),$
 $s_{C_{TA}}(ENC_{k_{AT}}(T, L, k_{AB}, B), ENC_{k_{BT}}(K, L, k_{AB}, A)),$
 $r_{C_{AB}}(ENC_{k_{AB}}(A, T), ENC_{k_{BT}}(T, L, k_{AB}, A)),$
 $s_{C_{AB}}(ENC_{k_{AB}}(A, T), ENC_{k_{BT}}(T, L, k_{AB}, A)),$
 $r_{C_{BA}}(ENC_{k_{AB}}(d_{T+1}), s_{C_{BA}}(ENC_{k_{AB}}(d_{T+1})) | D \in \Delta\},$
 $I = \{c_{C_{AT}}(A, B), c_{C_{BA}}(ENC_{k_{AB}}(d_{T+1})), c_{C_{AB}}(d_{AB}),$
 $c_{C_{TA}}(ENC_{k_{AT}}(T, L, k_{AB}, B), ENC_{k_{BT}}(K, L, k_{AB}, A)),$
 $c_{C_{AB}}(ENC_{k_{AB}}(A, T), ENC_{k_{BT}}(T, L, k_{AB}, A)),$
 $\{k_{AB} = NULL\}, \{k_{AB} \neq NULL\}, dec_{k_{AT}}(ENC_{k_{AT}}(T, L, k_{AB}, B)),$
 $enc_{k_{AB}}(A, T), dec_{k_{AB}}(ENC_{k_{AB}}(d_{T+1})), dec_{k_{AB}}(ENC_{k_{AB}}(R_B)),$
 $\{d_{T+1} = T + 1\}, \{d_{T+1} \neq T + 1\}, enc_{k_{AB}}(T + 2, D),$
 $dec_{k_{BT}}(ENC_{k_{BT}}(T, L, k_{AB}, A)), dec_{k_{AB}}(ENC_{k_{AB}}(A, T)),$
 $enc_{k_{AB}}(T + 1), \{d_{AB} \neq \perp\}, \{d_{AB} = \perp\}, dec_{k_{AB}}(ENC_{k_{AB}}(d_{T+2}, D)),$
 $\{d_{T+2} = T + 2\}, \{d_{T+2} \neq T + 2\}, rsg_{k_{AB}}, enc_{k_{AT}}(T, L, k_{AB}, B),$
 $enc_{k_{BT}}(T, L, k_{AB}, A) | D \in \Delta\}.$

Then we get the following conclusion on the protocol.

Theorem 7.5. *The Kerberos protocol in Figure 18 is secure.*

Proof. Based on the above state transitions of the above modules, by use of the algebraic laws of $APTC_G$, we can prove that

$$\tau_I(\partial_H(A \bowtie B \bowtie T)) = \sum_{D \in \Delta} (r_{C_{AI}}(D) \cdot (s_{C_{BO}}(\perp) + s_{C_{BO}}(D))) \cdot \tau_I(\partial_H(A \bowtie B \bowtie T)).$$

For the details of proof, please refer to section 2.9, and we omit it.

That is, the Kerberos protocol in Figure 18 $\tau_I(\partial_H(A \bowtie B \bowtie T))$ can exhibit desired external behaviors:

1. For information leakage, because k_{AT} is privately shared only between Alice and Trent, k_{BT} is privately shared only between Bob and Trent, k_{AB} is privately shared only among Trent, Alice and Bob. For the modeling of confidentiality, it is similar to the protocol in section 4.10.2, the Kerberos protocol is confidential;
2. For replay attack, the using of the time stamp T , makes that $\tau_I(\partial_H(A \bowtie B \bowtie T)) = \sum_{D \in \Delta} (r_{C_{AI}}(D) \cdot s_{C_{BO}}(\perp)) \cdot \tau_I(\partial_H(A \bowtie B \bowtie T))$, it is desired;
3. Without replay attack, the protocol would be $\tau_I(\partial_H(A \bowtie B \bowtie T)) = \sum_{D \in \Delta} (r_{C_{AI}}(D) \cdot s_{C_{BO}}(D)) \cdot \tau_I(\partial_H(A \bowtie B \bowtie T))$, it is desired;
4. For the man-in-the-middle attack, because k_{AT} is privately shared only between Alice and Trent, k_{BT} is privately shared only between Bob and Trent, k_{AB} is privately shared only among Trent, Alice and Bob. For the modeling of the man-in-the-middle attack, it is similar to the protocol in section 5.4, the Kerberos protocol can be against the man-in-the-middle attack;
5. For the unexpected and non-technical leaking of k_{AT} , k_{BT} , k_{AB} , or they being not strong enough, or Trent being dishonest, they are out of the scope of analyses of security protocols;

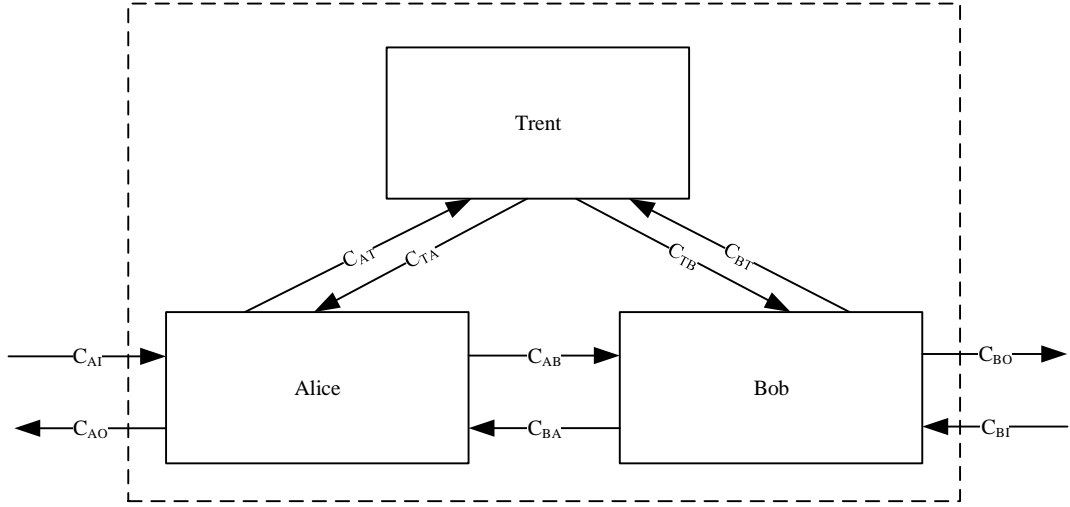


Figure 19: Neuman-Stubblebine protocol

6. For malicious tampering and transmission errors, they are out of the scope of analyses of security protocols.

□

7.6 Neuman-Stubblebine Protocol

The Neuman-Stubblebine protocol shown in Figure 19 uses symmetric keys for secure communication, that is, the key k_{AB} between Alice and Bob is privately shared to Alice and Bob, Alice, Bob have shared keys with Trent k_{AT} and k_{BT} already.

The process of the protocol is as follows.

1. Alice receives some messages D from the outside through the channel C_{AI} (the corresponding reading action is denoted $r_{C_{AI}}(D)$), if k_{AB} is not established, she generates a random number R_A through the action rsg_{R_A} , sends R_A, A to Bob through the channel C_{AB} (the corresponding sending action is denoted $s_{C_{AB}}(R_A, A)$);
2. Bob receives R_A, A from Alice through the channel C_{AB} (the corresponding reading action is denoted $r_{C_{AB}}(R_A, A)$), he generates a random number R_B through an action rsg_{R_B} , encrypts R_A, A, T_B by k_{BT} through an action $enc_{k_{BT}}(R_A, A, T_B)$, and sends $R_B, B, ENC_{k_{BT}}(R_A, A, T_B)$ to Trent through the channel C_{BT} (the corresponding sending action is denoted $s_{C_{BT}}(R_B, B, ENC_{k_{BT}}(R_A, A, T_B))$);
3. Trent receives $R_B, B, ENC_{k_{BT}}(R_A, A, T_B)$ through the channel C_{BT} (the corresponding reading action is denoted $r_{C_{BT}}(R_B, B, ENC_{k_{BT}}(R_A, A, T_B))$), he decrypts the message $ENC_{k_{BT}}(R_A, A, T_B)$ through an action $dec_{k_{BT}}(ENC_{k_{BT}}(R_A, A, T_B))$, generates a random session key k_{AB} through an action $rsg_{k_{AB}}$, then he encrypts B, R_A, k_{AB}, T_B by k_{AT}

through an action $enc_{k_{AT}}(B, R_A, k_{AB}, T_B)$, encrypts A, k_{AB}, T_B by k_{BT} through an action $enc_{k_{BT}}(A, k_{AB}, T_B)$, and sends them to Alice through the channel C_{TA} (the corresponding sending action is denoted $s_{C_{TA}}(ENC_{k_{AT}}(B, R_A, k_{AB}, T_B), ENC_{k_{BT}}(A, k_{AB}, T_B), R_B)$);

4. Alice receives the message from Trent through the channel C_{TA} (the corresponding reading action is denoted $r_{C_{TA}}(ENC_{k_{AT}}(B, d_{RA}, k_{AB}, T_B), ENC_{k_{BT}}(A, k_{AB}, T_B), R_B)$), she decrypts $ENC_{k_{AT}}(B, d_{RA}, k_{AB}, T_B)$ by k_{AT} through an action $dec_{k_{AT}}(ENC_{k_{AT}}(B, d_{RA}, k_{AB}, T_B))$, if $d_{RA} = R_A$, he encrypts R_B by k_{AB} through an action $enc_{k_{AB}}(R_B)$, and sends $ENC_{k_{BT}}(A, k_{AB}, T_B), ENC_{k_{AB}}(R_B)$ to Bob through the channel C_{AB} (the corresponding sending action is denoted $s_{C_{AB}}(ENC_{k_{BT}}(A, k_{AB}, T_B), ENC_{k_{AB}}(R_B))$); else if $d_{RA} \neq R_A$, she sends \perp to Bob through the channel C_{AB} (the corresponding sending action is denoted $s_{C_{AB}}(\perp)$);
5. Bob receives d_{AB} from Alice (the corresponding reading action is denoted $r_{C_{AB}}(d_{AB})$), if $d_{AB} = \perp$, he sends \perp to Alice through the channel C_{BA} (the corresponding sending action is denoted $s_{C_{BA}}(\perp)$); else if $d_{AB} \neq \perp$, she decrypts $ENC_{k_{BT}}(A, k_{AB}, T_B)$ by k_{BT} through an action $dec_{k_{BT}}(ENC_{k_{BT}}(A, k_{AB}, T_B))$, decrypts $ENC_{k_{AB}}(d_{RB})$ by k_{AB} through an action $dec_{k_{AB}}(ENC_{k_{AB}}(d_{RB}))$, if $d_{RB} = R_B$, he generates a random number R_D through an action rsg_{R_D} , encrypts R_D by k_{AB} through an action $enc_{k_{AB}}(R_D)$, and sends it to Alice through the channel C_{BA} (the corresponding sending action is denoted $s_{C_{BA}}(ENC_{k_{AB}}(R_D))$), else if $d_{RB} \neq R_B$, he sends \perp to Alice through the channel C_{BA} (the corresponding sending action is denoted $s_{C_{BA}}(\perp)$);
6. Alice receives d_{BA} from Bob (the corresponding reading action is denoted $r_{C_{BA}}(d_{BA})$), if $d_{BA} = \perp$, she sends \perp to Bob through the channel C_{AB} (the corresponding sending action is denoted $s_{C_{AB}}(\perp)$); else if $d_{BA} \neq \perp$, she decrypts $ENC_{k_{AB}}(R_D)$ by k_{AB} through an action $dec_{k_{AB}}(ENC_{k_{AB}}(R_D))$, if $isFresh(R_D) = TRUE$, she generates a random number R'_D through an action $rsg_{R'_D}$, encrypts R'_D, D by k_{AB} through an action $enc_{k_{AB}}(R'_D, D)$, and sends it to Bob through the channel C_{AB} (the corresponding sending action is denoted $s_{C_{AB}}(ENC_{k_{AB}}(R'_D, D))$), else if $isFresh(R_D) = FALSE$, he sends \perp to Bob through the channel C_{AB} (the corresponding sending action is denoted $s_{C_{AB}}(\perp)$);
7. Bob receives d'_{AB} from Alice (the corresponding reading action is denoted $r_{C_{AB}}(d'_{AB})$), if $d'_{AB} = \perp$, he sends \perp to the outside through the channel C_{BO} (the corresponding sending action is denoted $s_{C_{BO}}(\perp)$); else if $d'_{AB} \neq \perp$, she decrypts $ENC_{k_{AB}}(R'_D, D)$ by k_{AB} through an action $dec_{k_{AB}}(ENC_{k_{AB}}(R'_D, D))$, if $isFresh(d'_{RD}) = TRUE$, she sends D to the outside through the channel C_{BO} (the corresponding sending action is denoted $s_{C_{BO}}(D)$), else if $isFresh(d'_{RD}) = FALSE$, he sends \perp to the outside through the channel C_{BO} (the corresponding sending action is denoted $s_{C_{BO}}(\perp)$).

Where $D \in \Delta$, Δ is the set of data.

Alice's state transitions described by $APT C_G$ are as follows.

$$A = \sum_{D \in \Delta} r_{C_{AI}}(D) \cdot A_2$$

$$A_2 = \{k_{AB} = NULL\} \cdot rsg_{R_A} \cdot A_3 + \{k_{AB} \neq NULL\} \cdot A_13$$

$$A_3 = s_{C_{AB}}(R_A, A) \cdot A_4$$

$$A_4 = r_{C_{TA}}(ENC_{k_{AT}}(B, d_{RA}, k_{AB}, T_B), ENC_{k_{BT}}(A, k_{AB}, T_B), R_B) \cdot A_5$$

$$\begin{aligned}
A_5 &= dec_{k_{AT}}(ENC_{k_{AT}}(B, d_{R_A}, k_{AB}, T_B)) \cdot A_6 \\
A_6 &= \{d_{R_A} = R_A\} \cdot A_7 + \{d_{R_A} \neq R_A\} \cdot s_{C_{AB}}(\perp) \cdot A_9 \\
A_7 &= enc_{k_{AB}}(R_B) \cdot A_8 \\
A_8 &= s_{C_{AB}}(ENC_{k_{BT}}(A, k_{AB}, T_B), ENC_{k_{AB}}(R_B)) \cdot A_9 \\
A_9 &= r_{C_{BA}}(d_{BA}) \cdot A_{10} \\
A_{10} &= \{d_{BA} \neq \perp\} \cdot A_{11} + \{d_{BA} = \perp\} \cdot s_{C_{AB}}(\perp) \cdot A \\
A_{11} &= dec_{k_{AB}}(ENC_{k_{AB}}(R_D)) \cdot A_{12} \\
A_{12} &= \{isFresh(d_{R_D}) = TRUE\} \cdot A_{13} + \{isFresh(d_{R_D}) = FALSE\} \cdot s_{C_{AB}}(\perp) \cdot A \\
A_{13} &= rsg_{R'_D} \cdot A_{14} \\
A_{14} &= enc_{k_{AB}}(R'_D, D) \cdot A_{15} \\
A_{15} &= s_{C_{AB}}(ENC_{k_{AB}}(R'_D, D)) \cdot A
\end{aligned}$$

Bob's state transitions described by $APTC_G$ are as follows.

$$\begin{aligned}
B &= \{k_{AB} = NULL\} \cdot B_1 + \{k_{AB} \neq NULL\} \cdot B_{13} \\
B_1 &= r_{C_{AB}}(R_A, A) \cdot B_2 \\
B_2 &= rsg_{R_B} \cdot B_3 \\
B_3 &= enc_{k_{BT}}(R_A, A, T_B) \cdot B_4 \\
B_4 &= s_{C_{BT}}(R_B, B, ENC_{k_{BT}}(R_A, A, T_B)) \cdot B_5 \\
B_5 &= r_{C_{AB}}(d_{AB}) \cdot B_6 \\
B_6 &= \{d_{AB} \neq \perp\} \cdot B_7 + \{d_{AB} = \perp\} \cdot s_{C_{BA}}(\perp) \cdot B_{13} \\
B_7 &= dec_{k_{BT}}(ENC_{k_{BT}}(A, k_{AB}, T_B)) \cdot B_8 \\
B_8 &= dec_{k_{AB}}(ENC_{k_{AB}}(d_{R_B})) \cdot B_9 \\
B_9 &= \{d_{R_B} \neq R_B\} \cdot s_{C_{BO}}(\perp) \cdot B_{13} + \{d_{R_B} = R_B\} \cdot B_{10} \\
B_{10} &= rsg_{R_D} \cdot B_{11} \\
B_{11} &= enc_{k_{AB}}(R_D) \cdot B_{12} \\
B_{12} &= s_{C_{BA}}(ENC_{k_{AB}}(R_D)) \cdot B_{13} \\
B_{13} &= r_{C_{AB}}(d'_{AB}) \cdot B_{14} \\
B_{14} &= \{d'_{AB} = \perp\} \cdot s_{C_{BO}}(\perp) \cdot B + \{d'_{AB} \neq \perp\} \cdot B_{15} \\
B_{15} &= dec_{k_{AB}}(ENC_{k_{AB}}(R'_D, D)) \cdot B_{16} \\
B_{16} &= \{isFresh(R'_D) = FLASE\} \cdot s_{C_{BO}}(\perp) \cdot B + \{isFresh(R'_D) = TRUE\} \cdot B_{17} \\
B_{17} &= s_{C_{BO}}(D) \cdot B
\end{aligned}$$

Trent's state transitions described by $APTC_G$ are as follows.

$$\begin{aligned}
T &= r_{C_{BT}}(R_B, B, ENC_{k_{BT}}(R_A, A, T_B)) \cdot T_2 \\
T_2 &= dec_{k_{BT}}(ENC_{k_{BT}}(R_A, A, T_B)) \cdot T_3 \\
T_3 &= rsg_{k_{AB}} \cdot T_4 \\
T_4 &= enc_{k_{AT}}(B, R_A, k_{AB}, T_B) \cdot T_5
\end{aligned}$$

$$T_5 = enc_{k_{BT}}(A, k_{AB}, T_B) \cdot T_6$$

$$T_6 = s_{C_{TA}}(ENC_{k_{AT}}(B, R_A, k_{AB}, T_B), ENC_{k_{BT}}(A, k_{AB}, T_B), R_B) \cdot T$$

The sending action and the reading action of the same type data through the same channel can communicate with each other, otherwise, will cause a deadlock δ . We define the following communication functions.

$$\gamma(r_{C_{AB}}(R_A, A), s_{C_{AB}}(R_A, A)) \triangleq c_{C_{AB}}(R_A, A)$$

$$\begin{aligned} &\gamma(r_{C_{BT}}(R_B, B, ENC_{k_{BT}}(R_A, A, T_B)), s_{C_{BT}}(R_B, B, ENC_{k_{BT}}(R_A, A, T_B))) \\ &\triangleq c_{C_{BT}}(R_B, B, ENC_{k_{BT}}(R_A, A, T_B)) \end{aligned}$$

$$\begin{aligned} &\gamma(r_{C_{TA}}(ENC_{k_{AT}}(B, d_{RA}, k_{AB}, T_B), ENC_{k_{BT}}(A, k_{AB}, T_B), R_B), \\ &s_{C_{TA}}(ENC_{k_{AT}}(B, d_{RA}, k_{AB}, T_B), ENC_{k_{BT}}(A, k_{AB}, T_B), R_B)) \triangleq \\ &c_{C_{TA}}(ENC_{k_{AT}}(B, d_{RA}, k_{AB}, T_B), ENC_{k_{BT}}(A, k_{AB}, T_B), R_B) \end{aligned}$$

$$\gamma(r_{C_{AB}}(d_{AB}), s_{C_{AB}}(d_{AB})) \triangleq c_{C_{AB}}(d_{AB})$$

$$\gamma(r_{C_{BA}}(d_{BA}), s_{C_{BA}}(d_{BA})) \triangleq c_{C_{BA}}(d_{BA})$$

$$\gamma(r_{C_{AB}}(d'_{AB}), s_{C_{AB}}(d'_{AB})) \triangleq c_{C_{AB}}(d'_{AB})$$

Let all modules be in parallel, then the protocol $A \quad B \quad T$ can be presented by the following process term.

$$\tau_I(\partial_H(\Theta(A \quad B \quad T))) = \tau_I(\partial_H(A \quad B \quad T))$$

$$\begin{aligned} \text{where } H = &\{r_{C_{AB}}(R_A, A), s_{C_{AB}}(R_A, A), r_{C_{AB}}(d_{AB}), s_{C_{AB}}(d_{AB}), \\ &r_{C_{BA}}(d_{BA}), s_{C_{BA}}(d_{BA}), r_{C_{AB}}(d'_{AB}), s_{C_{AB}}(d'_{AB})', \\ &r_{C_{BT}}(R_B, B, ENC_{k_{BT}}(R_A, A, T_B)), s_{C_{BT}}(R_B, B, ENC_{k_{BT}}(R_A, A, T_B)), \\ &r_{C_{TA}}(ENC_{k_{AT}}(B, d_{RA}, k_{AB}, T_B), ENC_{k_{BT}}(A, k_{AB}, T_B), R_B), \\ &s_{C_{TA}}(ENC_{k_{AT}}(B, d_{RA}, k_{AB}, T_B), ENC_{k_{BT}}(A, k_{AB}, T_B), R_B) | D \in \Delta\}, \end{aligned}$$

$$\begin{aligned} I = &\{c_{C_{AB}}(R_A, A), c_{C_{BT}}(R_B, B, ENC_{k_{BT}}(R_A, A, T_B)), \\ &c_{C_{TA}}(ENC_{k_{AT}}(B, d_{RA}, k_{AB}, T_B), ENC_{k_{BT}}(A, k_{AB}, T_B), R_B), \\ &c_{C_{AB}}(d_{AB}), c_{C_{BA}}(d_{BA}), c_{C_{AB}}(d'_{AB}), \\ &\{k_{AB} = NULL\}, rsg_{R_A}, \{k_{AB} \neq NULL\}, dec_{k_{AT}}(ENC_{k_{AT}}(B, d_{RA}, k_{AB}, T_B)), \\ &\{d_{RA} = R_A\}, \{d_{RA} \neq R_A\}, enc_{k_{AB}}(R_B), \{d_{BA} = \perp\}, \{d_{BA} \neq \perp\}, \\ &dec_{k_{AB}}(ENC_{k_{AB}}(R_D)), \{isFresh(R_D) = TRUE\}, \{isFresh(R_D) = FALSE\}, \\ &rsg_{R'_D}, enc_{k_{AB}}(R'_D, D), rsg_{R_B}, enc_{k_{BT}}(R_A, A, T_B), \{d_{AB} \neq \perp\}, \\ &\{d_{AB} = \perp\}, dec_{k_{BT}}(ENC_{k_{BT}}(A, k_{AB}, T_B)), dec_{k_{AB}}(ENC_{k_{AB}}(d_{R_B})), \\ &\{d_{R_B} \neq R_B\}, \{d_{R_B} = R_B\}, rsg_{R_D}, enc_{k_{AB}}(R_D), \{d'_{AB} = \perp\}, \{d'_{AB} \neq \perp\}, \\ &dec_{k_{AB}}(ENC_{k_{AB}}(R'_D, D)), \{isFresh(d_{R'_D}) = FLASE\}, \{isFresh(d_{R'_D}) = TRUE\}, \\ &dec_{k_{BT}}(ENC_{k_{BT}}(R_A, A, T_B)), rsg_{k_{AB}}, enc_{k_{AT}}(B, R_A, k_{AB}, T_B), \\ &enc_{k_{BT}}(A, k_{AB}, T_B) | D \in \Delta\}. \end{aligned}$$

Then we get the following conclusion on the protocol.

Theorem 7.6. *The Neuman-Stubblebine protocol in Figure 19 is secure.*

Proof. Based on the above state transitions of the above modules, by use of the algebraic laws of $APTC_G$, we can prove that

$$\tau_I(\partial_H(A \quad B \quad T)) = \sum_{D \in \Delta} (r_{C_{AT}}(D) \cdot (s_{C_{BO}}(\perp) + s_{C_{BO}}(D))) \cdot \tau_I(\partial_H(A \quad B \quad T)).$$

For the details of proof, please refer to section 2.9, and we omit it.

That is, the Neuman-Stubblebine protocol in Figure 19 $\tau_I(\partial_H(A \text{ \textcircled{ } } B \text{ \textcircled{ } } T))$ can exhibit desired external behaviors:

1. For information leakage, because k_{AT} is privately shared only between Alice and Trent, k_{BT} is privately shared only between Bob and Trent, k_{AB} is privately shared only among Trent, Alice and Bob. For the modeling of confidentiality, it is similar to the protocol in section 4.10.2, the Neuman-Stubblebine protocol is confidential;
2. For the man-in-the-middle attack, because k_{AT} is privately shared only between Alice and Trent, k_{BT} is privately shared only between Bob and Trent, k_{AB} is privately shared only among Trent, Alice and Bob, and the use of the random numbers R_A, R_B, R_D and R'_D , the protocol would be $\tau_I(\partial_H(A \text{ \textcircled{ } } B \text{ \textcircled{ } } T)) = \sum_{D \in \Delta} (r_{C_{AI}}(D) \cdot s_{C_{BO}}(\perp)) \cdot \tau_I(\partial_H(A \text{ \textcircled{ } } B \text{ \textcircled{ } } T))$, it is desired, the Neuman-Stubblebine protocol can be against the man-in-the-middle attack;
3. For replay attack, the using of the random numbers T, R_A, R_B, R_D and R'_D , makes that $\tau_I(\partial_H(A \text{ \textcircled{ } } B \text{ \textcircled{ } } T)) = \sum_{D \in \Delta} (r_{C_{AI}}(D) \cdot s_{C_{BO}}(\perp)) \cdot \tau_I(\partial_H(A \text{ \textcircled{ } } B \text{ \textcircled{ } } T))$, it is desired;
4. Without man-in-the-middle and replay attack, the protocol would be $\tau_I(\partial_H(A \text{ \textcircled{ } } B \text{ \textcircled{ } } T)) = \sum_{D \in \Delta} (r_{C_{AI}}(D) \cdot s_{C_{BO}}(D)) \cdot \tau_I(\partial_H(A \text{ \textcircled{ } } B \text{ \textcircled{ } } T))$, it is desired;
5. For the unexpected and non-technical leaking of k_{AT}, k_{BT}, k_{AB} , or they being not strong enough, or Trent being dishonest, they are out of the scope of analyses of security protocols;
6. For malicious tampering and transmission errors, they are out of the scope of analyses of security protocols.

□

7.7 Denning-Sacco Protocol

The Denning-Sacco protocol shown in Figure 20 uses asymmetric keys and symmetric keys for secure communication, that is, the key k_{AB} between Alice and Bob is privately shared to Alice and Bob, Alice's, Bob's and Trent's public keys pk_A, pk_B and pk_T can be publicly gotten.

The process of the protocol is as follows.

1. Alice receives some messages D from the outside through the channel C_{AI} (the corresponding reading action is denoted $r_{C_{AI}}(D)$), if k_{AB} is not established, she sends A, B to Trent through the channel C_{AT} (the corresponding sending action is denoted $s_{C_{AT}}(A, B)$);
2. Trent receives A, B through the channel C_{AT} (the corresponding reading action is denoted $r_{C_{AT}}(A, B)$), he signs Alice's and Bob's public keys pk_A and pk_B through the actions $sign_{sk_T}(A, pk_A)$ and $sign_{sk_T}(B, pk_B)$, and sends the signatures to Alice through the channel C_{TA} (the corresponding sending action is denoted $s_{C_{TA}}(SIGN_{sk_T}(A, pk_A), SIGN_{sk_T}(B, pk_B))$);
3. Alice receives the message from Trent through the channel C_{TA} (the corresponding reading action is denoted $r_{C_{TA}}(SIGN_{sk_T}(A, pk_A), SIGN_{sk_T}(B, pk_B))$), she de-signs $SIGN_{sk_T}(B, pk_B)$ through an action $de-sign_{pk_T}(SIGN_{sk_T}(B, pk_B))$ to get pk_B , generates a random session

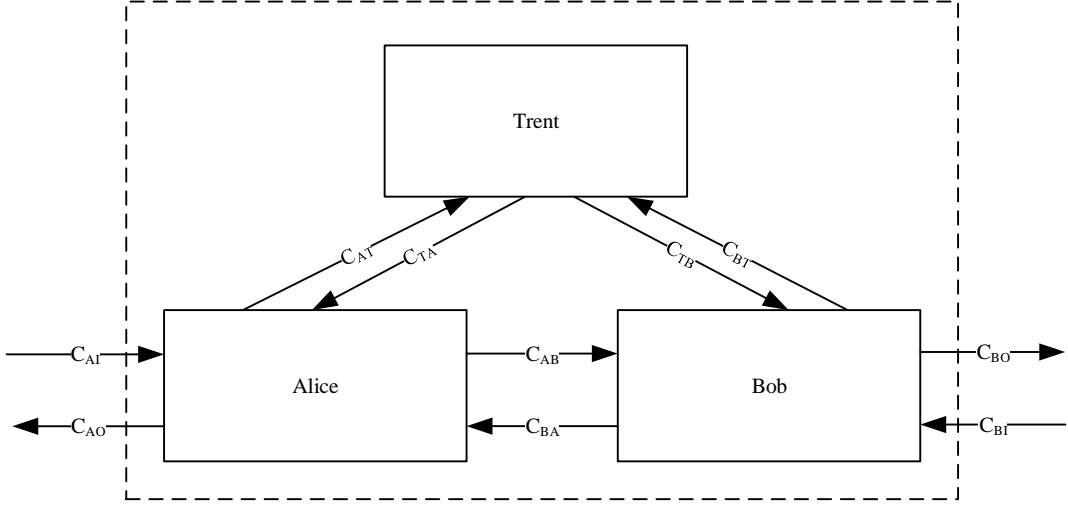


Figure 20: Denning-Sacco protocol

key k_{AB} through an action $rs_{g_{k_{AB}}}$, signs A, B, k_{AB}, T_A through an action $sign_{sk_A}(A, B, k_{AB}, T_A)$, and encrypts the signature by pk_B through an action $enc_{pk_B}(SIGN_{sk_A}(A, B, k_{AB}, T_A))$, then sends $ENC_{pk_B}(SIGN_{sk_A}(A, B, k_{AB}, T_A)), SIGN_{sk_T}(A, pk_A), SIGN_{sk_T}(B, pk_B)$ to Bob through the channel C_{AB} (the corresponding sending action is denoted $s_{C_{AB}}(ENC_{pk_B}(SIGN_{sk_A}(A, B, k_{AB}, T_A)), SIGN_{sk_T}(A, pk_A), SIGN_{sk_T}(B, pk_B))$);

4. Bob receives $ENC_{pk_B}(SIGN_{sk_A}(A, B, k_{AB}, T_A)), SIGN_{sk_T}(A, pk_A), SIGN_{sk_T}(B, pk_B)$ from Alice (the corresponding reading action is denoted $r_{C_{AB}}(ENC_{pk_B}(SIGN_{sk_A}(A, B, k_{AB}, T_A)), SIGN_{sk_T}(A, pk_A), SIGN_{sk_T}(B, pk_B))$), he de-signs $SIGN_{sk_T}(A, pk_A)$ through an action $de-sign_{pk_T}(SIGN_{sk_T}(A, pk_A))$ to get pk_A , decrypts $ENC_{pk_B}(SIGN_{sk_A}(A, B, k_{AB}, T_A))$ through an action $dec_{sk_B}(ENC_{pk_B}(SIGN_{sk_A}(A, B, k_{AB}, T_A)))$ and de-sign $SIGN_{sk_A}(A, B, k_{AB}, T_A)$ through an action $de-sign_{pk_A}(SIGN_{sk_A}(A, B, k_{AB}, T_A))$ to get k_{AB} and T_A , if $isValid(T_A) = TRUE$, he generates a random number R_D through an action $rs_{g_{R_D}}$, encrypts R_D by k_{AB} through an action $enc_{k_{AB}}(R_D)$, and sends it to Alice through the channel C_{BA} (the corresponding sending action is denoted $s_{C_{BA}}(ENC_{k_{AB}}(R_D))$), else if $isValid(T_A) = FALSE$, he sends $ENC_{k_{AB}}(\perp)$ to Alice through the channel C_{BA} (the corresponding sending action is denoted $s_{C_{BA}}(ENC_{k_{AB}}(\perp))$);
5. Alice receives $ENC_{k_{AB}}(d_{BA})$ from Bob (the corresponding reading action is denoted $r_{C_{BA}}(ENC_{k_{AB}}(d_{BA}))$), if $d_{BA} = \perp$, she sends $ENC_{k_{AB}}(\perp)$ to Bob through the channel C_{AB} (the corresponding sending action is denoted $s_{C_{AB}}(ENC_{k_{AB}}(\perp))$); else if $d_{BA} \neq \perp$, if $isFresh(d_{BA}) = TRUE$, she generates a random number R'_D through an action $rs_{g_{R'_D}}$, encrypts R'_D, D by k_{AB} through an action $enc_{k_{AB}}(R'_D, D)$, and sends it to Bob through the channel C_{AB} (the corresponding sending action is denoted $s_{C_{AB}}(ENC_{k_{AB}}(R'_D, D))$), else if $isFresh(d_{BA}) = FALSE$, he sends $ENC_{k_{AB}}(\perp)$ to Bob through the channel C_{AB} (the corresponding sending action is denoted $s_{C_{AB}}(ENC_{k_{AB}}(\perp))$);
6. Bob receives $ENC_{k_{AB}}(d'_{AB})$ from Alice (the corresponding reading action is denoted

$r_{C_{AB}}(ENC_{k_{AB}}(d'_{AB}))$), if $d'_{AB} = \perp$, he sends \perp to the outside through the channel C_{BO} (the corresponding sending action is denoted $s_{C_{BO}}(\perp)$); else if $d'_{AB} \neq \perp$, if $isFresh(d_{R'_D}) = TRUE$, she sends D to the outside through the channel C_{BO} (the corresponding sending action is denoted $s_{C_{BO}}(D)$), else if $isFresh(d'_{R_D}) = FALSE$, he sends \perp to the outside through the channel C_{BO} (the corresponding sending action is denoted $s_{C_{BO}}(\perp)$).

Where $D \in \Delta$, Δ is the set of data.

Alice's state transitions described by $APT C_G$ are as follows.

$$A = \sum_{D \in \Delta} r_{C_{AI}}(D) \cdot A_2$$

$$A_2 = \{k_{AB} = NULL\} \cdot A_3 + \{k_{AB} \neq NULL\} \cdot A_{13}$$

$$A_3 = s_{C_{AT}}(A, B) \cdot A_4$$

$$A_4 = r_{C_{TA}}(SIGN_{sk_T}(A, pk_A), SIGN_{sk_T}(B, pk_B)) \cdot A_5$$

$$A_5 = de-sign_{pk_T}(SIGN_{sk_T}(B, pk_B)) \cdot A_6$$

$$A_6 = rsg_{k_{AB}} \cdot A_7$$

$$A_7 = sign_{sk_A}(A, B, k_{AB}, T_A) \cdot A_8$$

$$A_8 = enc_{pk_B}(SIGN_{sk_A}(A, B, k_{AB}, T_A)) \cdot A_9$$

$$A_9 = s_{C_{AB}}(ENC_{pk_B}(SIGN_{sk_A}(A, B, k_{AB}, T_A)), SIGN_{sk_T}(A, pk_A), SIGN_{sk_T}(B, pk_B)) \cdot A_{10}$$

$$A_{10} = r_{C_{BA}}(ENC_{k_{AB}}(d_{BA})) \cdot A_{11}$$

$$A_{11} = \{d_{BA} \neq \perp\} \cdot A_{12} + \{d_{BA} = \perp\} \cdot s_{C_{AB}}(ENC_{k_{AB}}(\perp)) \cdot A$$

$$A_{12} = \{isFresh(d_{BA}) = TRUE\} \cdot A_{13} + \{isFresh(d_{BA}) = FALSE\} \cdot s_{C_{AB}}(ENC_{k_{AB}}(\perp)) \cdot A$$

$$A_{13} = rsg_{R'_D} \cdot A_{14}$$

$$A_{14} = enc_{k_{AB}}(R'_D, D) \cdot A_{15}$$

$$A_{15} = s_{C_{AB}}(ENC_{k_{AB}}(R'_D, D)) \cdot A$$

Bob's state transitions described by $APT C_G$ are as follows.

$$B = \{k_{AB} = NULL\} \cdot B_1 + \{k_{AB} \neq NULL\} \cdot B_9$$

$$B_1 = r_{C_{AB}}(ENC_{pk_B}(SIGN_{sk_A}(A, B, k_{AB}, T_A)), SIGN_{sk_T}(A, pk_A), SIGN_{sk_T}(B, pk_B)) \cdot B_2$$

$$B_2 = de-sign_{pk_T}(SIGN_{sk_T}(A, pk_A)) \cdot B_3$$

$$B_3 = dec_{sk_B}(ENC_{pk_B}(SIGN_{sk_A}(A, B, k_{AB}, T_A))) \cdot B_4$$

$$B_4 = de-sign_{pk_A}(SIGN_{sk_A}(A, B, k_{AB}, T_A)) \cdot B_5$$

$$B_5 = \{isValid(T_A) = TRUE\} \cdot B_6 + \{isValid(T_A) = FALSE\} \cdot s_{C_{BA}}(ENC_{k_{AB}}(\perp)) \cdot B_9$$

$$B_6 = rsg_{R_D} \cdot B_7$$

$$B_7 = enc_{k_{AB}}(R_D) \cdot B_8$$

$$B_8 = s_{C_{BA}}(ENC_{k_{AB}}(d_{BA})) \cdot B_9$$

$$B_9 = r_{C_{AB}}(ENC_{k_{AB}}(d'_{AB})) \cdot B_{10}$$

$$B_{10} = dec_{k_{AB}}(ENC_{k_{AB}}(d'_{AB})) \cdot B_{11}$$

$$B_{11} = \{d'_{AB} = \perp\} \cdot s_{C_{BO}}(\perp) \cdot B + \{d'_{AB} \neq \perp\} \cdot B_{12}$$

$$B_{12} = \{isFresh(d_{R'_D}) = FLASE\} \cdot s_{C_{BO}}(\perp)B + \{isFresh(d_{R'_D}) = TRUE\} \cdot B_{13}$$

$$B_{13} = s_{C_{BO}}(D) \cdot B$$

Trent's state transitions described by $APT C_G$ are as follows.

$$T = r_{C_{AT}}(A, B) \cdot T_2$$

$$T_2 = sign_{sk_T}(A, pk_A) \cdot T_3$$

$$T_3 = sign_{sk_T}(B, pk_B) \cdot T_4$$

$$T_4 = s_{C_{TA}}(SIGN_{sk_T}(A, pk_A), SIGN_{sk_T}(B, pk_B)) \cdot T$$

The sending action and the reading action of the same type data through the same channel can communicate with each other, otherwise, will cause a deadlock δ . We define the following communication functions.

$$\gamma(r_{C_{AT}}(A, B), s_{C_{AT}}(A, B)) \triangleq c_{C_{AT}}(A, B)$$

$$\begin{aligned} &\gamma(r_{C_{TA}}(SIGN_{sk_T}(A, pk_A), SIGN_{sk_T}(B, pk_B)), s_{C_{TA}}(SIGN_{sk_T}(A, pk_A), SIGN_{sk_T}(B, pk_B))) \\ &\triangleq c_{C_{TA}}(SIGN_{sk_T}(A, pk_A), SIGN_{sk_T}(B, pk_B)) \end{aligned}$$

$$\begin{aligned} &\gamma(r_{C_{AB}}(ENC_{pk_B}(SIGN_{sk_A}(A, B, k_{AB}, T_A)), SIGN_{sk_T}(A, pk_A), SIGN_{sk_T}(B, pk_B)), \\ &s_{C_{AB}}(ENC_{pk_B}(SIGN_{sk_A}(A, B, k_{AB}, T_A)), SIGN_{sk_T}(A, pk_A), SIGN_{sk_T}(B, pk_B))) \\ &\triangleq c_{C_{AB}}(ENC_{pk_B}(SIGN_{sk_A}(A, B, k_{AB}, T_A)), SIGN_{sk_T}(A, pk_A), SIGN_{sk_T}(B, pk_B)) \end{aligned}$$

$$\gamma(r_{C_{BA}}(ENC_{k_{AB}}(d_{BA})), s_{C_{BA}}(ENC_{k_{AB}}(d_{BA}))) \triangleq c_{C_{BA}}(ENC_{k_{AB}}(d_{BA}))$$

$$\gamma(r_{C_{AB}}(ENC_{k_{AB}}(d'_{AB})), s_{C_{AB}}(ENC_{k_{AB}}(d'_{AB}))) \triangleq c_{C_{AB}}(ENC_{k_{AB}}(d'_{AB}))$$

Let all modules be in parallel, then the protocol $A \parallel B \parallel T$ can be presented by the following process term.

$$\tau_I(\partial_H(\Theta(A \parallel B \parallel T))) = \tau_I(\partial_H(A \parallel B \parallel T))$$

$$\begin{aligned} \text{where } H = &\{r_{C_{AT}}(A, B), s_{C_{AT}}(A, B), r_{C_{BA}}(ENC_{k_{AB}}(d_{BA})), s_{C_{BA}}(ENC_{k_{AB}}(d_{BA})), \\ &r_{C_{AB}}(ENC_{k_{AB}}(d'_{AB})), s_{C_{AB}}(ENC_{k_{AB}}(d'_{AB})), \\ &r_{C_{TA}}(SIGN_{sk_T}(A, pk_A), SIGN_{sk_T}(B, pk_B)), s_{C_{TA}}(SIGN_{sk_T}(A, pk_A), SIGN_{sk_T}(B, pk_B)), \\ &r_{C_{AB}}(ENC_{pk_B}(SIGN_{sk_A}(A, B, k_{AB}, T_A)), SIGN_{sk_T}(A, pk_A), SIGN_{sk_T}(B, pk_B)), \\ &s_{C_{AB}}(ENC_{pk_B}(SIGN_{sk_A}(A, B, k_{AB}, T_A)), SIGN_{sk_T}(A, pk_A), SIGN_{sk_T}(B, pk_B))\} | D \in \Delta \}, \end{aligned}$$

$$\begin{aligned} I = &\{c_{C_{AT}}(A, B), c_{C_{BA}}(ENC_{k_{AB}}(d_{BA})), c_{C_{AB}}(ENC_{k_{AB}}(d'_{AB})), \\ &c_{C_{TA}}(SIGN_{sk_T}(A, pk_A), SIGN_{sk_T}(B, pk_B)), \\ &c_{C_{AB}}(ENC_{pk_B}(SIGN_{sk_A}(A, B, k_{AB}, T_A)), SIGN_{sk_T}(A, pk_A), SIGN_{sk_T}(B, pk_B)), \\ &\{k_{AB} = NULL\}, \{k_{AB} \neq NULL\}, de-sign_{pk_T}(SIGN_{sk_T}(B, pk_B)), \\ &rs_{gk_{AB}}, sign_{sk_A}(A, B, k_{AB}, T_A), enc_{pk_B}(SIGN_{sk_A}(A, B, k_{AB}, T_A)), \\ &\{isFresh(d_{BA}) = TRUE\}, \{isFresh(d_{BA}) = FALSE\}, \{d_{BA} \neq \perp\}, \{d_{BA} = \perp\}, \\ &rs_{gR'_D}, enc_{k_{AB}}(R'_D, D), de-sign_{pk_T}(SIGN_{sk_T}(A, pk_A)), \\ &dec_{sk_B}(ENC_{pk_B}(SIGN_{sk_A}(A, B, k_{AB}, T_A))), de-sign_{pk_A}(SIGN_{sk_A}(A, B, k_{AB}, T_A)), \\ &\{isValid(T_A) = TRUE\}, \{isValid(T_A) = FALSE\}, rs_{gR_D}, enc_{k_{AB}}(R_D), \\ &dec_{k_{AB}}(ENC_{k_{AB}}(d'_{AB})), \{d'_{AB} = \perp\}, \{d'_{AB} \neq \perp\}, \\ &\{isFresh(d_{R'_D}) = TRUE\}, \{isFresh(d_{R'_D}) = FLASE\}, sign_{sk_T}(A, pk_A), sign_{sk_T}(B, pk_B)\} | D \in \Delta \}. \end{aligned}$$

Then we get the following conclusion on the protocol.

Theorem 7.7. *The Denning-Sacco protocol in Figure 20 is secure.*

Proof. Based on the above state transitions of the above modules, by use of the algebraic laws of $APTC_G$, we can prove that

$$\tau_I(\partial_H(A \text{ \textbackslash } B \text{ \textbackslash } T)) = \sum_{D \in \Delta} (r_{C_{AI}}(D) \cdot (s_{C_{BO}}(\perp) + s_{C_{BO}}(D))) \cdot \tau_I(\partial_H(A \text{ \textbackslash } B \text{ \textbackslash } T)).$$

For the details of proof, please refer to section 2.9, and we omit it.

That is, the Denning-Sacco protocol in Figure 20 $\tau_I(\partial_H(A \text{ \textbackslash } B \text{ \textbackslash } T))$ can exhibit desired external behaviors:

1. For the modeling of confidentiality, it is similar to the protocol in section 4.10.2, the Denning-Sacco protocol is confidential;
2. For the man-in-the-middle attack, because pk_A and pk_B are signed by Trent, the protocol would be $\tau_I(\partial_H(A \text{ \textbackslash } B \text{ \textbackslash } T)) = \sum_{D \in \Delta} (r_{C_{AI}}(D) \cdot s_{C_{BO}}(\perp)) \cdot \tau_I(\partial_H(A \text{ \textbackslash } B \text{ \textbackslash } T))$, it is desired, the Denning-Sacco protocol can be against the man-in-the-middle attack;
3. For replay attack, the using of the time stamp T_A , random numbers R_D and R'_D , makes that $\tau_I(\partial_H(A \text{ \textbackslash } B \text{ \textbackslash } T)) = \sum_{D \in \Delta} (r_{C_{AI}}(D) \cdot s_{C_{BO}}(\perp)) \cdot \tau_I(\partial_H(A \text{ \textbackslash } B \text{ \textbackslash } T))$, it is desired;
4. Without man-in-the-middle and replay attack, the protocol would be $\tau_I(\partial_H(A \text{ \textbackslash } B \text{ \textbackslash } T)) = \sum_{D \in \Delta} (r_{C_{AI}}(D) \cdot s_{C_{BO}}(D)) \cdot \tau_I(\partial_H(A \text{ \textbackslash } B \text{ \textbackslash } T))$, it is desired;
5. For the unexpected and non-technical leaking of sk_A , sk_B , k_{AB} , or they being not strong enough, or Trent being dishonest, they are out of the scope of analyses of security protocols;
6. For malicious tampering and transmission errors, they are out of the scope of analyses of security protocols.

□

7.8 DASS Protocol

The DASS (Distributed Authentication Security Service) protocol shown in Figure 21 uses asymmetric keys and symmetric keys for secure communication, that is, the key k_{AB} between Alice and Bob is privately shared to Alice and Bob, Alice's, Bob's and Trent's public keys pk_A , pk_B and pk_T can be publicly gotten.

The process of the protocol is as follows.

1. Alice receives some messages D from the outside through the channel C_{AI} (the corresponding reading action is denoted $r_{C_{AI}}(D)$), if k_{AB} is not established, she sends B to Trent through the channel C_{AT} (the corresponding sending action is denoted $s_{C_{AT}}(B)$);
2. Trent receives B through the channel C_{AT} (the corresponding reading action is denoted $r_{C_{AT}}(B)$), he signs Bob's public key pk_B through the action $sign_{sk_T}(B, pk_B)$, and sends the signature to Alice through the channel C_{TA} (the corresponding sending action is denoted $s_{C_{TA}}(SIGN_{sk_T}(B, pk_B))$);

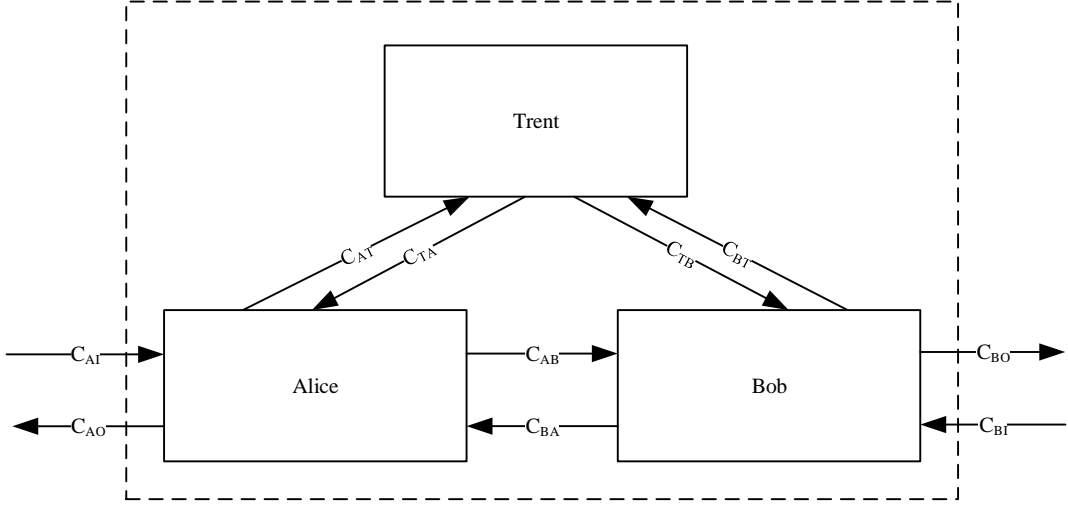


Figure 21: DASS protocol

3. Alice receives the message from Trent through the channel C_{TA} (the corresponding reading action is denoted $r_{C_{TA}}(SIGN_{sk_T}(B, pk_B))$), she de-signs $SIGN_{sk_T}(B, pk_B)$ through an action $de-sign_{pk_T}(SIGN_{sk_T}(B, pk_B))$ to get pk_B , generates a random session key k_{AB} through an action $rsg_{k_{AB}}$, generates a public key pk_P through an action rsg_{pk_P} and generates a private key sk_P through an action rsg_{sk_P} , signs L, A, k_{AB}, sk_P, pk_P through an action $sign_{sk_A}(L, A, k_{AB}, sk_P, pk_P)$ where L is the life cycle of k_{AB} , and encrypts the time stamp T_A by k_{AB} through an action $enc_{k_{AB}}(T_A)$, encrypts k_{AB} by pk_B through an action $enc_{pk_B}(k_{AB})$ and then re-encrypts it by sk_P through an action $enc_{sk_P}(ENC_{pk_B}(k_{AB}))$, then sends $ENC_{k_{AB}}(T_A), SIGN_{sk_A}(L, A, k_{AB}, sk_P, pk_P), ENC_{sk_P}(ENC_{pk_B}(k_{AB}))$ to Bob through the channel C_{AB} (the corresponding sending action is denoted $s_{C_{AB}}(ENC_{k_{AB}}(T_A), SIGN_{sk_A}(L, A, k_{AB}, sk_P, pk_P), ENC_{sk_P}(ENC_{pk_B}(k_{AB})))$);
4. Bob receives $ENC_{k_{AB}}(T_A), SIGN_{sk_A}(L, A, k_{AB}, sk_P, pk_P), ENC_{sk_P}(ENC_{pk_B}(k_{AB}))$ from Alice (the corresponding reading action is denoted $r_{C_{AB}}(ENC_{k_{AB}}(T_A), SIGN_{sk_A}(L, A, k_{AB}, sk_P, pk_P), ENC_{sk_P}(ENC_{pk_B}(k_{AB})))$), he sends the name of Alice A to Trent through the channel C_{BT} (the corresponding sending action is denoted $s_{C_{BT}}(A)$);
5. Trent receives the name of Alice A from Bob through the channel C_{BT} (the corresponding reading action is denoted $r_{C_{BT}}(A)$), signs A and pk_A through an action $sign_{sk_T}(A, pk_A)$, and sends the signature $SIGN_{sk_T}(A, pk_A)$ to Bob through the channel C_{TB} (the corresponding sending action is denoted $s_{C_{TB}}(SIGN_{sk_T}(A, pk_A))$);
6. Bob receives the signature from Trent through the channel C_{TB} (the corresponding reading action is denoted $r_{C_{TB}}(SIGN_{sk_T}(A, pk_A))$), he de-signs $SIGN_{sk_T}(A, pk_A)$ through an action $de-sign_{pk_T}(SIGN_{sk_T}(A, pk_A))$ to get pk_A , de-signs $SIGN_{sk_A}(L, A, k_{AB}, sk_P, pk_P)$ through an action $de-sign_{pk_A}(SIGN_{sk_A}(L, A, k_{AB}, sk_P, pk_P))$ and decrypts $ENC_{sk_P}(ENC_{pk_B}(k_{AB}))$ and $ENC_{k_{AB}}(T_A)$ through an action $dec_{pk_P}(ENC_{sk_P}(ENC_{pk_B}(k_{AB})))$ and an action $dec_{sk_B}(ENC_{pk_B}(k_{AB}))$ and an action $dec_{k_{AB}}(T_A)$ to get k_{AB} and T_A , if $isValid(T_A) =$

TRUE, he encrypts the time stamp T_B by k_{AB} through an action $enc_{k_{AB}}(T_B)$, and sends it to Alice through the channel C_{BA} (the corresponding sending action is denoted $s_{C_{BA}}(ENC_{k_{AB}}(T_B))$), else if $isValid(T_A) = FALSE$, he sends $ENC_{k_{AB}}(\perp)$ to Alice through the channel C_{BA} (the corresponding sending action is denoted $s_{C_{BA}}(ENC_{k_{AB}}(\perp))$);

7. Alice receives $ENC_{k_{AB}}(d_{BA})$ from Bob (the corresponding reading action is denoted $r_{C_{BA}}(ENC_{k_{AB}}(d_{BA}))$), if $d_{BA} = \perp$, she sends $ENC_{k_{AB}}(\perp)$ to Bob through the channel C_{AB} (the corresponding sending action is denoted $s_{C_{AB}}(ENC_{k_{AB}}(\perp))$); else if $d_{BA} \neq \perp$, if $isFresh(d_{BA}) = TRUE$, she generates a random number R_D through an action rsg_{R_D} , encrypts R_D, D by k_{AB} through an action $enc_{k_{AB}}(R_D, D)$, and sends it to Bob through the channel C_{AB} (the corresponding sending action is denoted $s_{C_{AB}}(ENC_{k_{AB}}(R_D, D))$), else if $isFresh(d_{BA}) = FALSE$, he sends $ENC_{k_{AB}}(\perp)$ to Bob through the channel C_{AB} (the corresponding sending action is denoted $s_{C_{AB}}(ENC_{k_{AB}}(\perp))$);
8. Bob receives $ENC_{k_{AB}}(d_{AB})$ from Alice (the corresponding reading action is denoted $r_{C_{AB}}(ENC_{k_{AB}}(d_{AB}))$), if $d_{AB} = \perp$, he sends \perp to the outside through the channel C_{BO} (the corresponding sending action is denoted $s_{C_{BO}}(\perp)$); else if $d_{AB} \neq \perp$, if $isFresh(d_{RD}) = TRUE$, she sends D to the outside through the channel C_{BO} (the corresponding sending action is denoted $s_{C_{BO}}(D)$), else if $isFresh(d_{RD}) = FALSE$, he sends \perp to the outside through the channel C_{BO} (the corresponding sending action is denoted $s_{C_{BO}}(\perp)$).

Where $D \in \Delta$, Δ is the set of data.

Alice's state transitions described by $APTC_G$ are as follows.

$$A = \sum_{D \in \Delta} r_{C_{AI}}(D) \cdot A_2$$

$$A_2 = \{k_{AB} = NULL\} \cdot A_3 + \{k_{AB} \neq NULL\} \cdot A_{13}$$

$$A_3 = s_{C_{AT}}(B) \cdot A_4$$

$$A_4 = r_{C_{TA}}(SIGN_{sk_T}(B, pk_B)) \cdot A_5$$

$$A_5 = de-sign_{pk_T}(SIGN_{sk_T}(B, pk_B)) \cdot A_6$$

$$A_6 = (rsg_{k_{AB}} \parallel rsg_{pk_P} \parallel rsg_{sk_P}) \cdot A_7$$

$$A_7 = sign_{sk_A}(L, A, k_{AB}, sk_P, pk_P) \cdot A_8$$

$$A_8 = (enc_{sk_P}(ENC_{pk_B}(k_{AB})) \parallel enc_{k_{AB}}(T_A)) \cdot A_9$$

$$A_9 = s_{C_{AB}}(ENC_{k_{AB}}(T_A), SIGN_{sk_A}(L, A, k_{AB}, sk_P, pk_P), ENC_{sk_P}(ENC_{pk_B}(k_{AB}))) \cdot A_{10}$$

$$A_{10} = r_{C_{BA}}(ENC_{k_{AB}}(d_{BA})) \cdot A_{11}$$

$$A_{11} = \{d_{BA} \neq \perp\} \cdot A_{12} + \{d_{BA} = \perp\} \cdot s_{C_{AB}}(ENC_{k_{AB}}(\perp)) \cdot A$$

$$A_{12} = \{isFresh(d_{BA}) = TRUE\} \cdot A_{13} + \{isFresh(d_{BA}) = FALSE\} \cdot s_{C_{AB}}(ENC_{k_{AB}}(\perp)) \cdot A$$

$$A_{13} = rsg_{R_D} \cdot A_{14}$$

$$A_{14} = enc_{k_{AB}}(R_D, D) \cdot A_{15}$$

$$A_{15} = s_{C_{AB}}(ENC_{k_{AB}}(R_D, D)) \cdot A$$

Bob's state transitions described by $APTC_G$ are as follows.

$$B = \{k_{AB} = NULL\} \cdot B_1 + \{k_{AB} \neq NULL\} \cdot B_{11}$$

$$B_1 = r_{C_{AB}}(ENC_{k_{AB}}(T_A), SIGN_{sk_A}(L, A, k_{AB}, sk_P, pk_P), ENC_{sk_P}(ENC_{pk_B}(k_{AB}))) \cdot B_2$$

$$\begin{aligned}
B_2 &= s_{C_{BT}}(A) \cdot B_3 \\
B_3 &= r_{C_{TB}}(\text{SIGN}_{sk_T}(A, pk_A)) \cdot B_4 \\
B_4 &= de\text{-sign}_{pk_T}(\text{SIGN}_{sk_T}(A, pk_A)) \cdot B_5 \\
B_5 &= de\text{-sign}_{pk_A}(\text{SIGN}_{sk_A}(L, A, k_{AB}, sk_P, pk_P)) \cdot B_6 \\
B_6 &= (dec_{pk_P}(\text{ENC}_{sk_P}(\text{ENC}_{pk_B}(k_{AB}))) \parallel dec_{sk_B}(\text{ENC}_{pk_B}(k_{AB})) \parallel dec_{k_{AB}}(T_A)) \cdot B_7 \\
B_7 &= \{isValid(T_A) = TRUE\} \cdot B_8 + \{isValid(T_A) = FALSE\} \cdot s_{C_{BA}}(\text{ENC}_{k_{AB}}(\perp)) \cdot B_{11} \\
B_8 &= rsg_{T_B} \cdot B_9 \\
B_9 &= enc_{k_{AB}}(T_B) \cdot B_{10} \\
B_{10} &= s_{C_{BA}}(\text{ENC}_{k_{AB}}(d_{BA})) \cdot B_{11} \\
B_{11} &= r_{C_{AB}}(\text{ENC}_{k_{AB}}(d_{AB})) \cdot B_{12} \\
B_{12} &= dec_{k_{AB}}(\text{ENC}_{k_{AB}}(d_{AB})) \cdot B_{13} \\
B_{13} &= \{d_{AB} = \perp\} \cdot s_{C_{BO}}(\perp) \cdot B + \{d_{AB} \neq \perp\} \cdot B_{14} \\
B_{14} &= \{isFresh(d_{RD}) = FLASE\} \cdot s_{C_{BO}}(\perp)B + \{isFresh(d_{RD}) = TRUE\} \cdot B_{15} \\
B_{15} &= s_{C_{BO}}(D) \cdot B
\end{aligned}$$

Trent's state transitions described by APT_C_G are as follows.

$$\begin{aligned}
T &= r_{C_{AT}}(B) \cdot T_2 \\
T_2 &= sign_{sk_T}(B, pk_B) \cdot T_3 \\
T_3 &= s_{C_{TA}}(\text{SIGN}_{sk_T}(B, pk_B)) \cdot T_4 \\
T_4 &= r_{C_{BT}}(A) \cdot T_5 \\
T_5 &= sign_{sk_T}(A, pk_A) \cdot T_6 \\
T_6 &= s_{C_{TA}}(\text{SIGN}_{sk_T}(A, pk_A)) \cdot T
\end{aligned}$$

The sending action and the reading action of the same type data through the same channel can communicate with each other, otherwise, will cause a deadlock δ . We define the following communication functions.

$$\begin{aligned}
\gamma(r_{C_{AT}}(B), s_{C_{AT}}(B)) &\triangleq c_{C_{AT}}(B) \\
\gamma(r_{C_{BT}}(A), s_{C_{AT}}(A)) &\triangleq c_{C_{AT}}(A) \\
\gamma(r_{C_{TA}}(\text{SIGN}_{sk_T}(B, pk_B)), s_{C_{TA}}(\text{SIGN}_{sk_T}(B, pk_B))) \\
&\triangleq c_{C_{TA}}(\text{SIGN}_{sk_T}(B, pk_B)) \\
\gamma(r_{C_{TB}}(\text{SIGN}_{sk_T}(A, pk_A)), s_{C_{TB}}(\text{SIGN}_{sk_T}(A, pk_A))) \\
&\triangleq c_{C_{TB}}(\text{SIGN}_{sk_T}(A, pk_A)) \\
\gamma(r_{C_{AB}}(\text{ENC}_{k_{AB}}(T_A), \text{SIGN}_{sk_A}(L, A, k_{AB}, sk_P, pk_P), \text{ENC}_{sk_P}(\text{ENC}_{pk_B}(k_{AB}))), \\
s_{C_{AB}}(\text{ENC}_{k_{AB}}(T_A), \text{SIGN}_{sk_A}(L, A, k_{AB}, sk_P, pk_P), \text{ENC}_{sk_P}(\text{ENC}_{pk_B}(k_{AB})))) \\
&\triangleq c_{C_{AB}}(\text{ENC}_{k_{AB}}(T_A), \text{SIGN}_{sk_A}(L, A, k_{AB}, sk_P, pk_P), \text{ENC}_{sk_P}(\text{ENC}_{pk_B}(k_{AB}))) \\
\gamma(r_{C_{BA}}(\text{ENC}_{k_{AB}}(d_{BA})), s_{C_{BA}}(\text{ENC}_{k_{AB}}(d_{BA}))) &\triangleq c_{C_{BA}}(\text{ENC}_{k_{AB}}(d_{BA})) \\
\gamma(r_{C_{AB}}(\text{ENC}_{k_{AB}}(d_{AB})), s_{C_{AB}}(\text{ENC}_{k_{AB}}(d_{AB}))) &\triangleq c_{C_{AB}}(\text{ENC}_{k_{AB}}(d_{AB}))
\end{aligned}$$

Let all modules be in parallel, then the protocol $A \ B \ T$ can be presented by the following process term.

$$\tau_I(\partial_H(\Theta(A \bowtie B \bowtie T))) = \tau_I(\partial_H(A \bowtie B \bowtie T))$$

where $H = \{r_{C_{AT}}(B), s_{C_{AT}}(B), r_{C_{BT}}(A), s_{C_{BT}}(A), r_{C_{BA}}(ENC_{k_{AB}}(d_{BA})), s_{C_{BA}}(ENC_{k_{AB}}(d_{BA})), r_{C_{AB}}(ENC_{k_{AB}}(d_{AB})), s_{C_{AB}}(ENC_{k_{AB}}(d_{AB})), r_{C_{TA}}(SIGN_{sk_T}(B, pk_B)), s_{C_{TA}}(SIGN_{sk_T}(B, pk_B)), r_{C_{TB}}(SIGN_{sk_T}(A, pk_A)), s_{C_{TB}}(SIGN_{sk_T}(A, pk_A)), r_{C_{AB}}(ENC_{k_{AB}}(T_A), SIGN_{sk_A}(L, A, k_{AB}, sk_P, pk_P), ENC_{sk_P}(ENC_{pk_B}(k_{AB}))), s_{C_{AB}}(ENC_{k_{AB}}(T_A), SIGN_{sk_A}(L, A, k_{AB}, sk_P, pk_P), ENC_{sk_P}(ENC_{pk_B}(k_{AB}))) | D \in \Delta\}$,
 $I = \{c_{C_{AT}}(B), c_{C_{BT}}(A), c_{C_{BA}}(ENC_{k_{AB}}(d_{BA})), c_{C_{AB}}(ENC_{k_{AB}}(d_{AB})), c_{C_{TA}}(SIGN_{sk_T}(B, pk_B)), c_{C_{TB}}(SIGN_{sk_T}(A, pk_A)), c_{C_{AB}}(ENC_{k_{AB}}(T_A), SIGN_{sk_A}(L, A, k_{AB}, sk_P, pk_P), ENC_{sk_P}(ENC_{pk_B}(k_{AB}))), \{k_{AB} = NULL\}, \{k_{AB} \neq NULL\}, de-sign_{pk_T}(SIGN_{sk_T}(B, pk_B)), rsg_{k_{AB}}, rsg_{pk_P}, rsg_{sk_P}, sign_{sk_A}(L, A, k_{AB}, sk_P, pk_P), enc_{sk_P}(ENC_{pk_B}(k_{AB})), enc_{k_{AB}}(T_A), \{isFresh(d_{BA}) = TRUE\}, \{isFresh(d_{BA}) = FALSE\}, \{d_{BA} \neq \perp\}, \{d_{BA} = \perp\}, rsg_{R_D}, enc_{k_{AB}}(R_D, D), de-sign_{pk_T}(SIGN_{sk_T}(A, pk_A)), dec_{sk_B}(ENC_{pk_B}(SIGN_{sk_A}(L, A, k_{AB}, sk_P, pk_P))), dec_{pk_P}(ENC_{sk_P}(ENC_{pk_B}(k_{AB}))), dec_{sk_B}(ENC_{pk_B}(k_{AB})), dec_{k_{AB}}(T_A), \{isValid(T_A) = TRUE\}, \{isValid(T_A) = FALSE\}, rsg_{R_D}, enc_{k_{AB}}(R_D), dec_{k_{AB}}(ENC_{k_{AB}}(d_{AB})), \{d'_{AB} = \perp\}, \{d_{AB} \neq \perp\}, \{isFresh(d_{R_D}) = TRUE\}, \{isFresh(d_{R_D}) = FALSE\}, sign_{sk_T}(A, pk_A), sign_{sk_T}(B, pk_B) | D \in \Delta\}$.

Then we get the following conclusion on the protocol.

Theorem 7.8. *The DASS protocol in Figure 21 is secure.*

Proof. Based on the above state transitions of the above modules, by use of the algebraic laws of $APTC_G$, we can prove that

$$\tau_I(\partial_H(A \bowtie B \bowtie T)) = \sum_{D \in \Delta} (r_{C_{AI}}(D) \cdot (s_{C_{BO}}(\perp) + s_{C_{BO}}(D))) \cdot \tau_I(\partial_H(A \bowtie B \bowtie T)).$$

For the details of proof, please refer to section 2.9, and we omit it.

That is, the DASS protocol in Figure 21 $\tau_I(\partial_H(A \bowtie B \bowtie T))$ can exhibit desired external behaviors:

1. For the modeling of confidentiality, it is similar to the protocol in section 4.10.2, the DASS protocol is confidential;
2. For the man-in-the-middle attack, because pk_A and pk_B are signed by Trent, the protocol would be $\tau_I(\partial_H(A \bowtie B \bowtie T)) = \sum_{D \in \Delta} (r_{C_{AI}}(D) \cdot s_{C_{BO}}(\perp)) \cdot \tau_I(\partial_H(A \bowtie B \bowtie T))$, it is desired, the DASS protocol can be against the man-in-the-middle attack;
3. For replay attack, the using of the time stamp T_A , T_B , and random number R_D , makes that $\tau_I(\partial_H(A \bowtie B \bowtie T)) = \sum_{D \in \Delta} (r_{C_{AI}}(D) \cdot s_{C_{BO}}(\perp)) \cdot \tau_I(\partial_H(A \bowtie B \bowtie T))$, it is desired;
4. Without man-in-the-middle and replay attack, the protocol would be $\tau_I(\partial_H(A \bowtie B \bowtie T)) = \sum_{D \in \Delta} (r_{C_{AI}}(D) \cdot s_{C_{BO}}(D)) \cdot \tau_I(\partial_H(A \bowtie B \bowtie T))$, it is desired;

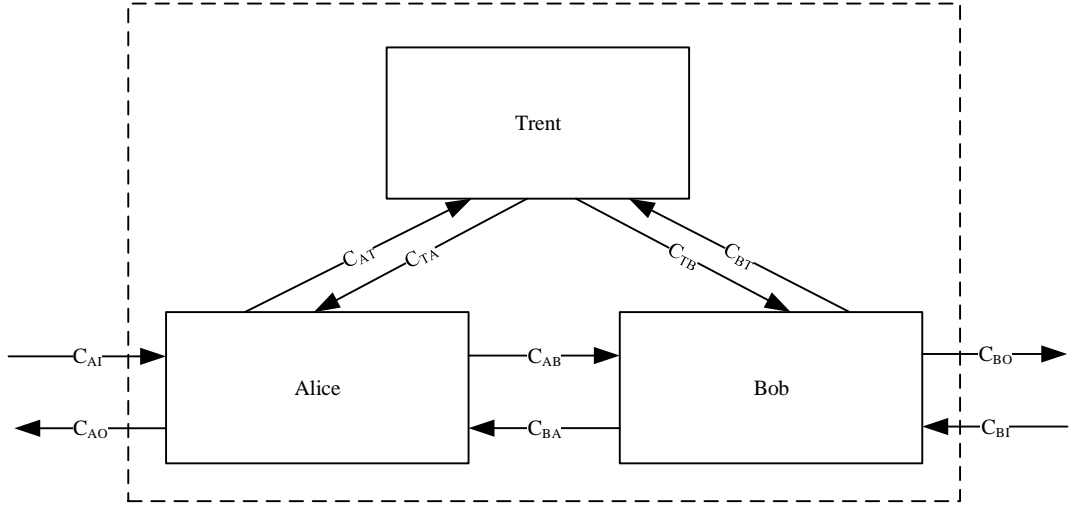


Figure 22: Woo-Lam protocol

5. For the unexpected and non-technical leaking of sk_A , sk_B , k_{AB} , or they being not strong enough, or Trent being dishonest, they are out of the scope of analyses of security protocols;
6. For malicious tampering and transmission errors, they are out of the scope of analyses of security protocols.

□

7.9 Woo-Lam Protocol

The Woo-Lam protocol shown in Figure 22 uses asymmetric keys and symmetric keys for secure communication, that is, the key k_{AB} between Alice and Bob is privately shared to Alice and Bob, Alice's, Bob's and Trent's public keys pk_A , pk_B and pk_T can be publicly gotten.

The process of the protocol is as follows.

1. Alice receives some messages D from the outside through the channel C_{AI} (the corresponding reading action is denoted $r_{C_{AI}}(D)$), if k_{AB} is not established, she sends A, B to Trent through the channel C_{AT} (the corresponding sending action is denoted $s_{C_{AT}}(A, B)$);
2. Trent receives A, B through the channel C_{AT} (the corresponding reading action is denoted $r_{C_{AT}}(A, B)$), he signs Bob's public key pk_B through the action $sign_{sk_T}(pk_B)$, and sends the signature to Alice through the channel C_{TA} (the corresponding sending action is denoted $s_{C_{TA}}(SIGN_{sk_T}(pk_B))$);
3. Alice receives the message from Trent through the channel C_{TA} (the corresponding reading action is denoted $r_{C_{TA}}(SIGN_{sk_T}(pk_B))$), she de-signs $SIGN_{sk_T}(pk_B)$ through an action $de-sign_{pk_T}(SIGN_{sk_T}(pk_B))$ to get pk_B , generates a random number R_A through an action rsg_{R_A} and encrypts A, R_A by pk_B through an action $enc_{pk_B}(A, R_A)$, and sends

$ENC_{pk_B}(A, R_A)$ to Bob through the channel C_{AB} (the corresponding sending action is denoted $s_{C_{AB}}(ENC_{pk_B}(A, R_A))$);

4. Bob receives $ENC_{pk_B}(A, R_A)$ from Alice (the corresponding reading action is denoted $r_{C_{AB}}(ENC_{pk_B}(A, R_A))$), he decrypts $ENC_{pk_B}(A, R_A)$ through an action $dec_{sk_B}(ENC_{pk_B}(A, R_A))$ to get A and R_A , encrypts R_A by pk_T through an action $enc_{pk_T}(R_A)$, then sends $A, B, ENC_{pk_T}(R_A)$ to Trent through the channel C_{BT} (the corresponding sending action is denoted $s_{C_{BT}}(A, B, ENC_{pk_T}(R_A))$);
5. Trent receives $A, B, ENC_{pk_T}(R_A)$ from Bob through the channel C_{BT} (the corresponding reading action is denoted $r_{C_{BT}}(A, B, ENC_{pk_T}(R_A))$), he decrypts the message through an action $dec_{sk_T}(ENC_{pk_T}(R_A))$, signs pk_A through an action $sign_{sk_T}(pk_A)$, generates a random session key k_{AB} through an action $rsg_{k_{AB}}$ and signs R_A, k_{AB}, A, B through an action $sign_{sk_T}(R_A, k_{AB}, A, B)$, encrypts $SIGN_{sk_T}(R_A, k_{AB}, A, B)$ through an action $enc_{pk_B}(SIGN_{sk_T}(R_A, k_{AB}, A, B))$ and sends them to Bob through the channel C_{TB} (the corresponding sending action is denoted $s_{C_{TB}}(SIGN_{sk_T}(pk_A), ENC_{pk_B}(SIGN_{sk_T}(R_A, k_{AB}, A, B)))$);
6. Bob receives the signatures from Trent through the channel C_{TB} (the corresponding reading action is denoted $r_{C_{TB}}(SIGN_{sk_T}(pk_A), ENC_{pk_B}(SIGN_{sk_T}(R_A, k_{AB}, A, B)))$), he designs $SIGN_{sk_T}(pk_A)$ through an action $de-sign_{pk_T}(SIGN_{sk_T}(pk_A))$ to get pk_A , decrypts $ENC_{pk_B}(SIGN_{sk_T}(R_A, k_{AB}, A, B))$ through an action $dec_{sk_B}(ENC_{pk_B}(SIGN_{sk_T}(R_A, k_{AB}, A, B)))$, generates a random number R_B through an action rsg_{R_B} , encrypts them through an action $enc_{pk_A}(SIGN_{sk_T}(R_A, k_{AB}, A, B), R_B)$ and sends $ENC_{pk_A}(SIGN_{sk_T}(R_A, k_{AB}, A, B), R_B)$ to Alice through the channel C_{BA} (the corresponding sending action is denoted $s_{C_{BA}}(ENC_{pk_A}(SIGN_{sk_T}(R_A, k_{AB}, A, B), R_B))$);
7. Alice receives $ENC_{pk_A}(SIGN_{sk_T}(d_{R_A}, k_{AB}, A, B), R_B)$ from Bob (the corresponding reading action is denoted $r_{C_{BA}}(ENC_{pk_A}(SIGN_{sk_T}(d_{R_A}, k_{AB}, A, B), R_B))$), she decrypts the message through an action $dec_{sk_A}(ENC_{pk_A}(SIGN_{sk_T}(d_{R_A}, k_{AB}, A, B), R_B))$, de-sign $SIGN_{sk_T}(R_A, k_{AB}, A, B)$ through an action $de-sign_{pk_T}(SIGN_{sk_T}(R_A, k_{AB}, A, B))$, if $d_{R_A} \neq R_A$, she sends $ENC_{k_{AB}}(\perp)$ to Bob through the channel C_{AB} (the corresponding sending action is denoted $s_{C_{AB}}(ENC_{k_{AB}}(\perp))$); else if $d_{R_A} = R_A$, encrypts R_B, D by k_{AB} through an action $enc_{k_{AB}}(R_B, D)$, and sends it to Bob through the channel C_{AB} (the corresponding sending action is denoted $s_{C_{AB}}(ENC_{k_{AB}}(R_B, D))$);
8. Bob receives $ENC_{k_{AB}}(d_{AB})$ from Alice (the corresponding reading action is denoted $r_{C_{AB}}(ENC_{k_{AB}}(d_{AB}))$), if $d_{AB} = \perp$, he sends \perp to the outside through the channel C_{BO} (the corresponding sending action is denoted $s_{C_{BO}}(\perp)$); else if $d_{AB} \neq \perp$, if $d_{R_B} = R_B$, she sends D to the outside through the channel C_{BO} (the corresponding sending action is denoted $s_{C_{BO}}(D)$), else if $d_{R_B} \neq R_B$, he sends \perp to the outside through the channel C_{BO} (the corresponding sending action is denoted $s_{C_{BO}}(\perp)$).

Where $D \in \Delta$, Δ is the set of data.

Alice's state transitions described by $APTC_G$ are as follows.

$$A = \sum_{D \in \Delta} r_{C_{AI}}(D) \cdot A_2$$

$$A_2 = \{k_{AB} = NULL\} \cdot A_3 + \{k_{AB} \neq NULL\} \cdot A_9$$

$$\begin{aligned}
A_3 &= s_{CAT}(A, B) \cdot A_4 \\
A_4 &= r_{CTA}(SIGN_{sk_T}(pk_B)) \cdot A_5 \\
A_5 &= de-sign_{pk_T}(SIGN_{sk_T}(pk_B)) \cdot A_6 \\
A_6 &= rsg_{R_A} \cdot A_7 \\
A_7 &= enc_{sk_P}(A, R_A) \cdot A_8 \\
A_8 &= s_{C_{AB}}(ENC_{sk_P}(A, R_A)) \cdot A_9 \\
A_9 &= r_{C_{BA}}(ENC_{pk_A}(SIGN_{sk_T}(d_{R_A}, k_{AB}, A, B), R_B)) \cdot A_{10} \\
A_{10} &= \{d_{R_A} = R_A\} \cdot A_{11} + \{d_{R_A} \neq R_A\} \cdot s_{C_{AB}}(ENC_{k_{AB}}(\perp)) \cdot A \\
A_{11} &= enc_{k_{AB}}(R_B, D) \cdot A_{12} \\
A_{12} &= s_{C_{AB}}(ENC_{k_{AB}}(R_B, D)) \cdot A
\end{aligned}$$

Bob's state transitions described by $APT C_G$ are as follows.

$$\begin{aligned}
B &= \{k_{AB} = NULL\} \cdot B_1 + \{k_{AB} \neq NULL\} \cdot B_{10} \\
B_1 &= r_{C_{AB}}(ENC_{sk_P}(A, R_A)) \cdot B_2 \\
B_2 &= dec_{sk_B}(ENC_{pk_B}(A, R_A)) \cdot B_3 \\
B_3 &= s_{C_{BT}}(A, B, ENC_{pk_T}(R_A)) \cdot B_4 \\
B_4 &= r_{C_{TB}}(SIGN_{sk_T}(pk_A), ENC_{pk_B}(SIGN_{sk_T}(R_A, k_{AB}, A, B))) \cdot B_5 \\
B_5 &= de-sign_{pk_T}(SIGN_{sk_T}(pk_A)) \cdot B_6 \\
B_6 &= dec_{sk_B}(ENC_{pk_B}(SIGN_{sk_T}(R_A, k_{AB}, A, B))) \cdot B_7 \\
B_7 &= rsg_{R_B} \cdot B_8 \\
B_8 &= enc_{pk_A}(SIGN_{sk_T}(R_A, k_{AB}, A, B), R_B) \cdot B_9 \\
B_9 &= s_{C_{BA}}(ENC_{pk_A}(SIGN_{sk_T}(R_A, k_{AB}, A, B), R_B)) \cdot B_{10} \\
B_{10} &= r_{C_{AB}}(ENC_{k_{AB}}(d_{AB})) \cdot B_{11} \\
B_{11} &= dec_{k_{AB}}(ENC_{k_{AB}}(d_{AB})) \cdot B_{12} \\
B_{12} &= \{d_{AB} = \perp\} \cdot s_{C_{BO}}(\perp) \cdot B + \{d_{AB} \neq \perp\} \cdot B_{13} \\
B_{13} &= \{d_{R_B} \neq R_B\} \cdot s_{C_{BO}}(\perp)B + \{d_{R_B} = R_B\} \cdot B_{14} \\
B_{14} &= s_{C_{BO}}(D) \cdot B
\end{aligned}$$

Trent's state transitions described by $APT C_G$ are as follows.

$$\begin{aligned}
T &= r_{CAT}(A, B) \cdot T_2 \\
T_2 &= sign_{sk_T}(pk_B) \cdot T_3 \\
T_3 &= s_{CTA}(SIGN_{sk_T}(pk_B)) \cdot T_4 \\
T_4 &= r_{C_{BT}}(A, B, ENC_{pk_T}(R_A)) \cdot T_5 \\
T_5 &= dec_{sk_T}(ENC_{pk_T}(R_A)) \cdot T_6 \\
T_6 &= sign_{sk_T}(pk_A) \cdot T_7 \\
T_7 &= rsg_{k_{AB}} \cdot T_8 \\
T_8 &= sign_{sk_T}(R_A, k_{AB}, A, B) \cdot T_9
\end{aligned}$$

$$T_9 = enc_{pk_B}(SIGN_{sk_T}(R_A, k_{AB}, A, B)) \cdot T_{10}$$

$$T_{10} = s_{C_{TB}}(SIGN_{sk_T}(pk_A), ENC_{pk_B}(SIGN_{sk_T}(R_A, k_{AB}, A, B))) \cdot T$$

The sending action and the reading action of the same type data through the same channel can communicate with each other, otherwise, will cause a deadlock δ . We define the following communication functions.

$$\gamma(r_{C_{AT}}(A, B), s_{C_{AT}}(A, B)) \triangleq c_{C_{AT}}(A, B)$$

$$\gamma(r_{C_{BT}}(A, B, ENC_{pk_T}(R_A)), s_{C_{AT}}(A, B, ENC_{pk_T}(R_A))) \triangleq c_{C_{AT}}(A, B, ENC_{pk_T}(R_A))$$

$$\begin{aligned} & \gamma(r_{C_{TA}}(SIGN_{sk_T}(pk_B)), s_{C_{TA}}(SIGN_{sk_T}(pk_B))) \\ & \triangleq c_{C_{TA}}(SIGN_{sk_T}(pk_B)) \end{aligned}$$

$$\begin{aligned} & \gamma(r_{C_{TB}}(SIGN_{sk_T}(pk_A), ENC_{pk_B}(SIGN_{sk_T}(R_A, k_{AB}, A, B))), \\ & s_{C_{TB}}(SIGN_{sk_T}(pk_A), ENC_{pk_B}(SIGN_{sk_T}(R_A, k_{AB}, A, B)))) \\ & \triangleq c_{C_{TB}}(SIGN_{sk_T}(A, pk_A)) \end{aligned}$$

$$\begin{aligned} & \gamma(r_{C_{AB}}(ENC_{sk_P}(A, R_A)), s_{C_{AB}}(ENC_{sk_P}(A, R_A))) \\ & \triangleq c_{C_{AB}}(ENC_{sk_P}(A, R_A)) \end{aligned}$$

$$\begin{aligned} & \gamma(r_{C_{BA}}(ENC_{pk_A}(SIGN_{sk_T}(d_{R_A}, k_{AB}, A, B), R_B)), \\ & s_{C_{BA}}(ENC_{pk_A}(SIGN_{sk_T}(d_{R_A}, k_{AB}, A, B), R_B))) \\ & \triangleq c_{C_{BA}}(ENC_{pk_A}(SIGN_{sk_T}(d_{R_A}, k_{AB}, A, B), R_B)) \end{aligned}$$

$$\gamma(r_{C_{AB}}(ENC_{k_{AB}}(R_B, D)), s_{C_{AB}}(ENC_{k_{AB}}(R_B, D))) \triangleq c_{C_{AB}}(ENC_{k_{AB}}(R_B, D))$$

Let all modules be in parallel, then the protocol $A \ B \ T$ can be presented by the following process term.

$$\tau_I(\partial_H(\Theta(A \ \& \ B \ \& \ T))) = \tau_I(\partial_H(A \ \& \ B \ \& \ T))$$

$$\begin{aligned} H = & \{r_{C_{AT}}(A, B), s_{C_{AT}}(A, B), r_{C_{BT}}(A, B, ENC_{pk_T}(R_A)), s_{C_{AT}}(A, B, ENC_{pk_T}(R_A)), \\ & r_{C_{TA}}(SIGN_{sk_T}(pk_B)), s_{C_{TA}}(SIGN_{sk_T}(pk_B)), \\ & r_{C_{TB}}(SIGN_{sk_T}(pk_A), ENC_{pk_B}(SIGN_{sk_T}(R_A, k_{AB}, A, B))), \\ & s_{C_{TB}}(SIGN_{sk_T}(pk_A), ENC_{pk_B}(SIGN_{sk_T}(R_A, k_{AB}, A, B))), \\ & r_{C_{AB}}(ENC_{sk_P}(A, R_A)), s_{C_{AB}}(ENC_{sk_P}(A, R_A)), \\ & r_{C_{BA}}(ENC_{pk_A}(SIGN_{sk_T}(d_{R_A}, k_{AB}, A, B), R_B)), \\ & s_{C_{BA}}(ENC_{pk_A}(SIGN_{sk_T}(d_{R_A}, k_{AB}, A, B), R_B)), \\ & r_{C_{AB}}(ENC_{k_{AB}}(R_B, D)), s_{C_{AB}}(ENC_{k_{AB}}(R_B, D)) \mid D \in \Delta\}, \end{aligned}$$

$$\begin{aligned} I = & \{c_{C_{AT}}(A, B), c_{C_{AT}}(A, B, ENC_{pk_T}(R_A)), c_{C_{TA}}(SIGN_{sk_T}(pk_B)), \\ & c_{C_{TB}}(SIGN_{sk_T}(A, pk_A)), c_{C_{AB}}(ENC_{sk_P}(A, R_A)), \\ & c_{C_{BA}}(ENC_{pk_A}(SIGN_{sk_T}(d_{R_A}, k_{AB}, A, B), R_B)), c_{C_{AB}}(ENC_{k_{AB}}(R_B, D)), \\ & \{k_{AB} = NULL\}, \{k_{AB} \neq NULL\}, de-sign_{pk_T}(SIGN_{sk_T}(pk_B)), \\ & rsg_{R_A}, enc_{sk_P}(A, R_A), \{d_{R_A} = R_A\}, \{d_{R_A} \neq R_A\}, enc_{k_{AB}}(R_B, D), \\ & dec_{sk_B}(ENC_{pk_B}(A, R_A)), dec_{sk_B}(ENC_{pk_B}(A, R_A)), de-sign_{pk_T}(SIGN_{sk_T}(pk_A)), \\ & dec_{sk_B}(ENC_{pk_B}(SIGN_{sk_T}(R_A, k_{AB}, A, B))), rsg_{R_B}, enc_{pk_A}(SIGN_{sk_T}(R_A, k_{AB}, A, B), R_B), \\ & dec_{k_{AB}}(ENC_{k_{AB}}(d_{AB})), \{d_{AB} = \perp\}, \{d_{AB} \neq \perp\}, \\ & \{d_{R_B} = R_B\}, \{d_{R_B} \neq R_B\}, sign_{sk_T}(pk_B), dec_{sk_T}(ENC_{pk_T}(R_A)), \\ & sign_{sk_T}(pk_A), rsg_{k_{AB}}, sign_{sk_T}(R_A, k_{AB}, A, B), enc_{pk_B}(SIGN_{sk_T}(R_A, k_{AB}, A, B)) \mid D \in \Delta\}. \end{aligned}$$

Then we get the following conclusion on the protocol.

Theorem 7.9. *The Woo-Lam protocol in Figure 22 is secure.*

Proof. Based on the above state transitions of the above modules, by use of the algebraic laws of $APTC_G$, we can prove that

$$\tau_I(\partial_H(A \text{ \textcircled{ } } B \text{ \textcircled{ } } T)) = \sum_{D \in \Delta} (r_{C_{AI}}(D) \cdot (s_{C_{BO}}(\perp) + s_{C_{BO}}(D))) \cdot \tau_I(\partial_H(A \text{ \textcircled{ } } B \text{ \textcircled{ } } T)).$$

For the details of proof, please refer to section 2.9, and we omit it.

That is, the Woo-Lam protocol in Figure 22 $\tau_I(\partial_H(A \text{ \textcircled{ } } B \text{ \textcircled{ } } T))$ can exhibit desired external behaviors:

1. For the modeling of confidentiality, it is similar to the protocol in section 4.10.2, the Woo-Lam protocol is confidential;
2. For the man-in-the-middle attack, because pk_A and pk_B are signed by Trent, the protocol would be $\tau_I(\partial_H(A \text{ \textcircled{ } } B \text{ \textcircled{ } } T)) = \sum_{D \in \Delta} (r_{C_{AI}}(D) \cdot s_{C_{BO}}(\perp)) \cdot \tau_I(\partial_H(A \text{ \textcircled{ } } B \text{ \textcircled{ } } T))$, it is desired, the Woo-Lam protocol can be against the man-in-the-middle attack;
3. For replay attack, the using of the random number R_A, R_B , makes that $\tau_I(\partial_H(A \text{ \textcircled{ } } B \text{ \textcircled{ } } T)) = \sum_{D \in \Delta} (r_{C_{AI}}(D) \cdot s_{C_{BO}}(\perp)) \cdot \tau_I(\partial_H(A \text{ \textcircled{ } } B \text{ \textcircled{ } } T))$, it is desired;
4. Without man-in-the-middle and replay attack, the protocol would be $\tau_I(\partial_H(A \text{ \textcircled{ } } B \text{ \textcircled{ } } T)) = \sum_{D \in \Delta} (r_{C_{AI}}(D) \cdot s_{C_{BO}}(D)) \cdot \tau_I(\partial_H(A \text{ \textcircled{ } } B \text{ \textcircled{ } } T))$, it is desired;
5. For the unexpected and non-technical leaking of sk_A, sk_B, k_{AB} , or they being not strong enough, or Trent being dishonest, they are out of the scope of analyses of security protocols;
6. For malicious tampering and transmission errors, they are out of the scope of analyses of security protocols.

□

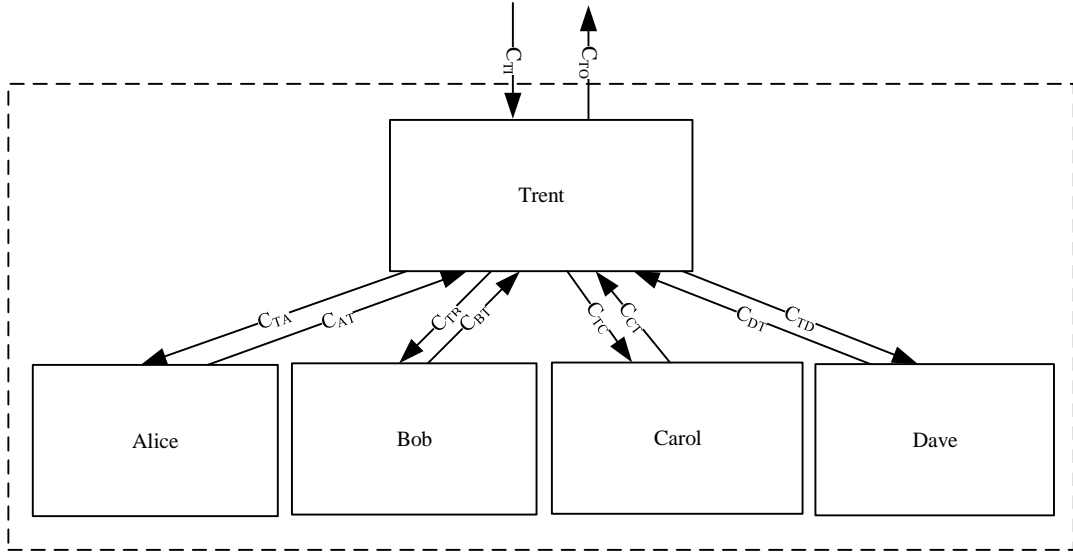


Figure 23: Secret splitting protocol

8 Analyses of Other Protocols

In this chapter, we will introduce some other useful security protocols, including secret splitting protocols in section 8.1, bit commitment protocols in section 8.2, anonymous key distribution protocols in section 8.3.

8.1 Analyses of Secret Splitting Protocols

The hypothetical secret splitting protocol is shown in Figure 23. Trent receives a message, splits into four parts, and each part is sent to Alice, Bob, Carol and Dave. Then Trent gathers the four parts from Alice, Bob, Carol and Dave, combines into a message. If the combined message is the original message, then sends out the message.

The process of the protocol is as follows.

1. Trent receives some messages D from the outside through the channel C_{TI} (the corresponding reading action is denoted $r_{C_{TI}}(D)$), he generates three random numbers R_1, R_2, R_3 of equal lengths to D through three actions rsg_{R_1} , rsg_{R_2} and rsg_{R_3} respectively. Then he does an XOR operation to the data D , R_1 , R_2 and R_3 through an XOR action $xor(R_1, R_2, R_3, D)$ to get $R_4 = XOR(R_1, R_2, R_3, D)$, he sends R_1, R_2, R_3, R_4 to Alice, Bob, Carol, and Dave through the channels C_{TA}, C_{TB}, C_{TC} and C_{TD} respectively (the corresponding sending actions are denoted $s_{C_{TA}}(R_1), s_{C_{TB}}(R_2), s_{C_{TC}}(R_3), s_{C_{TD}}(R_4)$);
2. Alice receives R_1 from Trent through the channel C_{TA} (the corresponding reading action is denoted $r_{C_{TA}}(R_1)$), she may store R_1 , we assume that she sends R_1 to Trent immediately through the channel C_{AT} (the corresponding sending action is denoted $s_{C_{AT}}(R_1)$);

3. Bob receives R_2 from Trent through the channel C_{TB} (the corresponding reading action is denoted $r_{C_{TB}}(R_2)$), he may store R_2 , we assume that he sends R_2 to Trent immediately through the channel C_{BT} (the corresponding sending action is denoted $s_{C_{BT}}(R_2)$);
4. Carol receives R_3 from Trent through the channel C_{TC} (the corresponding reading action is denoted $r_{C_{TC}}(R_3)$), he may store R_3 , we assume that he sends R_3 to Trent immediately through the channel C_{CT} (the corresponding sending action is denoted $s_{C_{CT}}(R_3)$);
5. Dave receives R_4 from Trent through the channel C_{TD} (the corresponding reading action is denoted $r_{C_{TD}}(R_4)$), she may store R_4 , we assume that he sends R_4 to Trent immediately through the channel C_{DT} (the corresponding sending action is denoted $s_{C_{DT}}(R_4)$);
6. Trent receives d_{R_1} , d_{R_3} , d_{R_3} , and d_{R_4} from Alice, Bob, Carol and Dave through the channel C_{AT} , C_{BT} , C_{CT} , and C_{DT} respectively (the corresponding reading actions are denoted $r_{C_{AT}}(d_{R_1})$, $r_{C_{BT}}(d_{R_2})$, $r_{C_{CT}}(d_{R_3})$, $r_{C_{DT}}(d_{R_4})$), he does an XOR operation to the data d_{R_1} , d_{R_2} , d_{R_3} and d_{R_4} through an XOR action $xor(d_{R_1}, d_{R_2}, d_{R_3}, d_{R_4})$ to get $D' = XOR(d_{R_1}, d_{R_2}, d_{R_3}, d_{R_4})$, if $D = D'$, he sends D to the outside through the channel C_{TO} (the corresponding sending action is denoted $s_{C_{TO}}(D)$).

Where $D \in \Delta$, Δ is the set of data.

Trent's state transitions described by $APTC_G$ are as follows.

$$T = \sum_{D \in \Delta} r_{C_{TI}}(D) \cdot T_2$$

$$T_2 = (rsg_{R_1} \parallel rsg_{R_2} \parallel rsg_{R_3}) \cdot T_3$$

$$T_3 = xor(R_1, R_2, R_3, D) \cdot T_4$$

$$T_4 = (s_{C_{TA}}(R_1) \parallel s_{C_{TB}}(R_2) \parallel s_{C_{TC}}(R_3) \parallel s_{C_{TD}}(R_4)) \cdot T_5$$

$$T_5 = (r_{C_{AT}}(d_{R_1}) \parallel r_{C_{BT}}(d_{R_2}) \parallel r_{C_{CT}}(d_{R_3}) \parallel r_{C_{DT}}(d_{R_4})) \cdot T_6$$

$$T_6 = xor(d_{R_1}, d_{R_2}, d_{R_3}, d_{R_4}) \cdot T_7$$

$$T_7 = \{D = D'\} \cdot s_{C_{TO}}(D) \cdot T$$

Alice's state transitions described by $APTC_G$ are as follows.

$$A = r_{C_{TB}}(R_2) \cdot A_2$$

$$A_2 = s_{C_{BT}}(R_2) \cdot A$$

Bob's state transitions described by $APTC_G$ are as follows.

$$B = r_{C_{TB}}(R_2) \cdot B_2$$

$$B_2 = s_{C_{BT}}(R_2) \cdot B$$

Carol's state transitions described by $APTC_G$ are as follows.

$$C = r_{C_{TB}}(R_2) \cdot C_2$$

$$C_2 = s_{C_{BT}}(R_2) \cdot C$$

Dave's state transitions described by $APTC_G$ are as follows.

$$Da = r_{C_{TB}}(R_2) \cdot Da_2$$

$$Da_2 = s_{C_{BT}}(R_2) \cdot Da$$

The sending action and the reading action of the same type data through the same channel can communicate with each other, otherwise, will cause a deadlock δ . We define the following communication functions.

$$\gamma(r_{C_{TA}}(R_1), s_{C_{TA}}(R_1)) \triangleq c_{C_{TA}}(R_1)$$

$$\gamma(r_{C_{TB}}(R_2), s_{C_{TB}}(R_2)) \triangleq c_{C_{TB}}(R_2)$$

$$\gamma(r_{C_{TC}}(R_3), s_{C_{TC}}(R_3)) \triangleq c_{C_{TC}}(R_3)$$

$$\gamma(r_{C_{TD}}(R_4), s_{C_{TD}}(R_4)) \triangleq c_{C_{TD}}(R_4)$$

$$\gamma(r_{C_{AT}}(d_{R_1}), s_{C_{AT}}(d_{R_1})) \triangleq c_{C_{AT}}(d_{R_1})$$

$$\gamma(r_{C_{BT}}(d_{R_2}), s_{C_{BT}}(d_{R_2})) \triangleq c_{C_{BT}}(d_{R_2})$$

$$\gamma(r_{C_{CT}}(d_{R_3}), s_{C_{CT}}(d_{R_3})) \triangleq c_{C_{CT}}(d_{R_3})$$

$$\gamma(r_{C_{DT}}(d_{R_4}), s_{C_{DT}}(d_{R_4})) \triangleq c_{C_{DT}}(d_{R_4})$$

Let all modules be in parallel, then the protocol $A \parallel B \parallel C \parallel Da \parallel T$ can be presented by the following process term.

$$\tau_I(\partial_H(\Theta(A \parallel B \parallel C \parallel Da \parallel T))) = \tau_I(\partial_H(A \parallel B \parallel C \parallel Da \parallel T))$$

where $H = \{r_{C_{TA}}(R_1), s_{C_{TA}}(R_1), r_{C_{TB}}(R_2), s_{C_{TB}}(R_2), r_{C_{TC}}(R_3), s_{C_{TC}}(R_3), r_{C_{TD}}(R_4), s_{C_{TD}}(R_4), r_{C_{AT}}(d_{R_1}), s_{C_{AT}}(d_{R_1}), r_{C_{BT}}(d_{R_2}), s_{C_{BT}}(d_{R_2}), r_{C_{CT}}(d_{R_3}), s_{C_{CT}}(d_{R_3}), r_{C_{DT}}(d_{R_4}), s_{C_{DT}}(d_{R_4}) \mid D \in \Delta\}$,

$I = \{c_{C_{TA}}(R_1), c_{C_{TB}}(R_2), c_{C_{TC}}(R_3), c_{C_{TD}}(R_4), c_{C_{AT}}(d_{R_1}), c_{C_{BT}}(d_{R_2}), c_{C_{CT}}(d_{R_3}), c_{C_{DT}}(d_{R_4}), rsg_{R_1}, rsg_{R_2}, rsg_{R_3}, xor(R_1, R_2, R_3, D), xor(d_{R_1}, d_{R_2}, d_{R_3}, d_{R_4}), \{D = D'\} \mid D \in \Delta\}$.

Then we get the following conclusion on the protocol.

Theorem 8.1. *The secret splitting protocol in Figure 23 is secure.*

Proof. Based on the above state transitions of the above modules, by use of the algebraic laws of $APTC_G$, we can prove that

$$\tau_I(\partial_H(A \parallel B \parallel C \parallel Da \parallel T)) = \sum_{D \in \Delta} (r_{C_{TI}}(D) \cdot s_{C_{TO}}(D)) \cdot \tau_I(\partial_H(A \parallel B \parallel C \parallel Da \parallel T)).$$

For the details of proof, please refer to section 2.9, and we omit it.

That is, the protocol in Figure 23 $\tau_I(\partial_H(A \parallel B \parallel C \parallel Da \parallel T))$ can exhibit desired external behaviors, and satisfies the main goal of secret splitting. It must be noted that the distribution and gathering of R_1, R_2, R_3, R_4 have not any cryptographic assurance, they can be made an information leakage. \square

8.2 Analyses of Bit Commitment Protocols

In this chapter, we will introduce analyses of bit commitment protocols. We introduce analyses of bit commitment protocol based on symmetric cryptography in section 8.2.1, and bit commitment protocol based on one-way function in section 8.2.2.

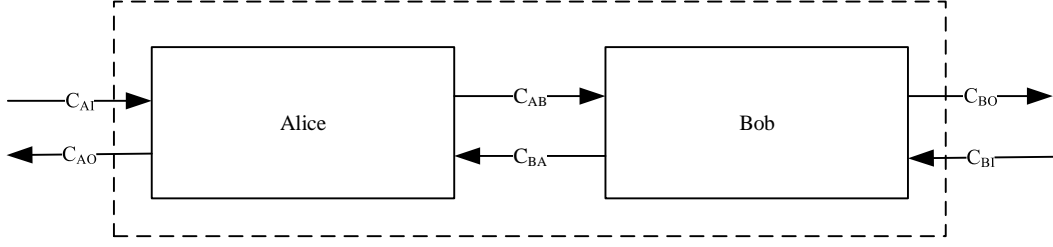


Figure 24: Bit commitment protocol 1

8.2.1 Bit Commitment Protocol 1

The protocol shown in Figure 24 uses symmetric cryptography to implement bit commitment. The process of the protocol is as follows.

1. Bob receives some requests D from the outside through the channel C_{BI} (the corresponding reading action is denoted $r_{C_{BI}}(D)$), he generates a random sequence R through an action rsg_R , then Bob sends R to Alice through the channel C_{BA} (the corresponding sending action is denoted $s_{C_{BA}}(R)$);
2. Alice receives R from Bob through the channel C_{BA} (the corresponding reading action is denoted $r_{C_{BA}}(R)$), she generates the commitment b through an action rsg_b and generate a random key k through an action rsg_k , encrypts b and R by k through an action $enc_k(R, b)$, and sends $ENC_k(R, b)$ to Bob through the channel C_{AB} (the corresponding sending action is denoted $s_{C_{AB}}(ENC_k(R, b))$);
3. Bob receives the message $ENC_k(R, b)$ from Alice through the channel C_{AB} (the corresponding reading action is denoted $r_{C_{AB}}(ENC_k(R, b))$), he cannot decrypt the message for the absence of k ; after some time, he sends a commitment release request r to Alice through the channel C_{BA} (the corresponding sending action is denoted $s_{C_{BA}}(r)$);
4. Alice receives r from Bob through the channel C_{BA} (the corresponding reading action is denoted $r_{C_{BA}}(r)$), she sends k to Bob through the channel C_{AB} (the corresponding sending action is denoted $s_{C_{AB}}(k)$);
5. Bob receives k from Alice through the channel C_{AB} (the corresponding reading action is denoted $r_{C_{AB}}(k)$), he decrypts $ENC_k(d_R, b)$ through an action $dec_k(ENC_k(d_R, b))$, if $d_R = R$, he sends b to the outside through the channel C_{BO} (the corresponding sending action is denoted $s_{C_{BO}}(b)$); else if $d_R \neq R$, he sends \perp to the outside through the channel C_{BO} (the corresponding sending action is denoted $s_{C_{BO}}(\perp)$).

Where $D \in \Delta$, Δ is the set of data.

Alice's state transitions described by $APT C_G$ are as follows.

$$A = r_{C_{BA}}(R) \cdot A_2$$

$$A_2 = rsg_b \cdot A_3$$

$$A_3 = rsg_k \cdot A_4$$

$$A_4 = s_{C_{AB}}(ENC_k(R, b)) \cdot A_5$$

$$A_5 = r_{C_{BA}}(r) \cdot A_6$$

$$A_6 = s_{C_{AB}}(k) \cdot A$$

Bob's state transitions described by $APT C_G$ are as follows.

$$B = \sum_{D \in \Delta} r_{C_{BI}}(D) \cdot B_2$$

$$B_2 = rsg_R \cdot B_3$$

$$B_3 = s_{C_{BA}}(R) \cdot B_4$$

$$B_4 = r_{C_{AB}}(ENC_k(R, b)) \cdot B_5$$

$$B_5 = s_{C_{BA}}(r) \cdot B_6$$

$$B_6 = r_{C_{AB}}(k) \cdot B_7$$

$$B_7 = dec_k(ENC_k(d_R, b)) \cdot B_8$$

$$B_8 = \{d_R = R\} \cdot B_9 + \{d_R \neq R\} \cdot B_{10}$$

$$B_9 = s_{C_{BO}}(b) \cdot B$$

$$B_{10} = s_{C_{BO}}(\perp) \cdot B$$

The sending action and the reading action of the same type data through the same channel can communicate with each other, otherwise, will cause a deadlock δ . We define the following communication functions.

$$\gamma(r_{C_{BA}}(R), s_{C_{BA}}(R)) \triangleq c_{C_{BA}}(R)$$

$$\gamma(r_{C_{AB}}(ENC_k(R, b)), s_{C_{AB}}(ENC_k(R, b))) \triangleq c_{C_{AB}}(ENC_k(R, b))$$

$$\gamma(r_{C_{BA}}(r), s_{C_{BA}}(r)) \triangleq c_{C_{BA}}(r)$$

$$\gamma(r_{C_{AB}}(k), s_{C_{AB}}(k)) \triangleq c_{C_{AB}}(k)$$

Let all modules be in parallel, then the protocol $A \ \! \! \! B$ can be presented by the following process term.

$$\tau_I(\partial_H(\Theta(A \ \! \! \! B))) = \tau_I(\partial_H(A \ \! \! \! B))$$

$$\text{where } H = \{r_{C_{BA}}(R), s_{C_{BA}}(R), r_{C_{AB}}(ENC_k(R, b)), s_{C_{AB}}(ENC_k(R, b)), \\ r_{C_{BA}}(r), s_{C_{BA}}(r), r_{C_{AB}}(k), s_{C_{AB}}(k) \mid D \in \Delta\},$$

$$I = \{c_{C_{BA}}(R), c_{C_{AB}}(ENC_k(R, b)), c_{C_{BA}}(r), c_{C_{AB}}(k), \\ rsg_b, rsg_k, rsg_R, dec_k(ENC_k(d_R, b)), \{d_R = R\}, \{d_R \neq R\} \mid D \in \Delta\}.$$

Then we get the following conclusion on the protocol.

Theorem 8.2. *The bit commitment protocol 1 in Figure 24 is secure.*

Proof. Based on the above state transitions of the above modules, by use of the algebraic laws of $APT C_G$, we can prove that

$$\tau_I(\partial_H(A \ \! \! \! B)) = \sum_{D \in \Delta} (r_{C_{BI}}(D) \cdot (s_{C_{BO}}(b) + s_{C_{BO}}(\perp))) \cdot \tau_I(\partial_H(A \ \! \! \! B)).$$

For the details of proof, please refer to section 2.9, and we omit it.

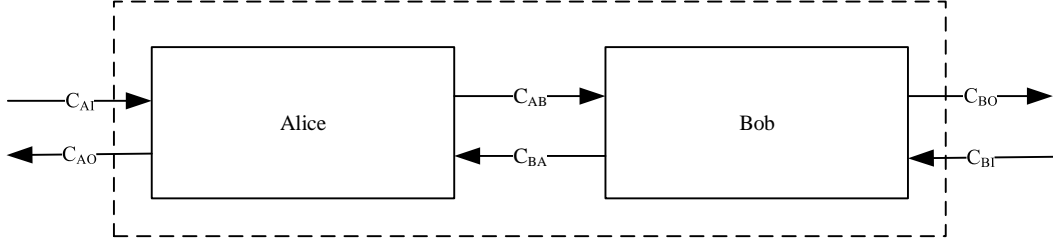


Figure 25: Bit commitment protocol 2

That is, the protocol in Figure 24 $\tau_I(\partial_H(A \bowtie B))$ can exhibit desired external behaviors, that is, if the bits are committed, the system would be $\tau_I(\partial_H(A \bowtie B)) = \sum_{D \in \Delta} (r_{C_{BI}}(D) \cdot s_{C_{BO}}(b)) \cdot \tau_I(\partial_H(A \bowtie B))$; otherwise, the system would be $\tau_I(\partial_H(A \bowtie B)) = \sum_{D \in \Delta} (r_{C_{BI}}(D) \cdot s_{C_{BO}}(\perp)) \cdot \tau_I(\partial_H(A \bowtie B))$.

Note that, the main security goals are bit commitment, the the protocol in Figure 24 cannot satisfy other security goals, such as confidentiality. \square

8.2.2 Bit Commitment Protocol 2

The protocol shown in Figure 25 uses one-way function to implement bit commitment.

The process of the protocol is as follows.

1. Alice receives some requests D from the outside through the channel C_{AI} (the corresponding reading action is denoted $r_{C_{AI}}(D)$), she generates a random sequence R_1 through an action rsg_{R_1} , and a random sequence R_2 through an action rsg_{R_2} , generates the commitment b through an action rsg_b , computes the hash of R_1, R_2, b through an action $hash(R_1, R_2, b)$, and sends $HASH(R_1, R_2, b), R_1$ to Bob through the channel C_{AB} (the corresponding sending action is denoted $s_{C_{AB}}(HASH(R_1, R_2, b), R_1)$);
2. Bob receives the message $HASH(R_1, R_2, b), R_1$ from Alice through the channel C_{AB} (the corresponding reading action is denoted $r_{C_{AB}}(HASH(R_1, R_2, b), R_1)$), after some time, he sends a commitment release request r to Alice through the channel C_{BA} (the corresponding sending action is denoted $s_{C_{BA}}(r)$);
3. Alice receives r from Bob through the channel C_{BA} (the corresponding reading action is denoted $r_{C_{BA}}(r)$), she sends R_1, R_2, b to Bob through the channel C_{AB} (the corresponding sending action is denoted $s_{C_{AB}}(R_1, R_2, b)$);
4. Bob receives d_{R_1}, R_2, b from Alice through the channel C_{AB} (the corresponding reading action is denoted $r_{C_{AB}}(d_{R_1}, R_2, b)$), if $d_{R_1} = R_1$ and $HASH(R_1, R_2, b) = HASH(d_{R_1}, R_2, b)$, he sends b to the outside through the channel C_{BO} (the corresponding sending action is denoted $s_{C_{BO}}(b)$); else if $d_{R_1} \neq R_1$ or $HASH(R_1, R_2, b) \neq HASH(d_{R_1}, R_2, b)$, he sends \perp to the outside through the channel C_{BO} (the corresponding sending action is denoted $s_{C_{BO}}(\perp)$).

Where $D \in \Delta$, Δ is the set of data.

Alice's state transitions described by $APTC_G$ are as follows.

$$A = \sum_{D \in \Delta} r_{C_{BI}}(D) \cdot A_2$$

$$A_2 = r_{sg_{R_1}} \cdot A_3$$

$$A_3 = r_{sg_{R_2}} \cdot A_4$$

$$A_4 = r_{sg_b} \cdot A_5$$

$$A_5 = \text{hash}(R_1, R_2, b) \cdot A_6$$

$$A_6 = s_{C_{AB}}(\text{HASH}(R_1, R_2, b), R_1) \cdot A_7$$

$$A_7 = r_{C_{BA}}(r) \cdot A_8$$

$$A_8 = s_{C_{AB}}(R_1, R_2, b) \cdot A$$

Bob's state transitions described by $APTC_G$ are as follows.

$$B = r_{C_{AB}}(\text{HASH}(R_1, R_2, b), R_1) \cdot B_2$$

$$B_2 = s_{C_{BA}}(r) \cdot B_3$$

$$B_3 = r_{C_{AB}}(d_{R_1}, R_2, b) \cdot B_4$$

$$B_4 = \{d_{R_1} = R_1\} \cdot \{\text{HASH}(R_1, R_2, b) = \text{HASH}(d_{R_1}, R_2, b)\} \cdot B_5 + (\{d_{R_1} \neq R_1\} + \{\text{HASH}(R_1, R_2, b) \neq \text{HASH}(d_{R_1}, R_2, b)\}) \cdot B_6$$

$$B_5 = s_{C_{BO}}(b) \cdot B$$

$$B_6 = s_{C_{BO}}(\perp) \cdot B$$

The sending action and the reading action of the same type data through the same channel can communicate with each other, otherwise, will cause a deadlock δ . We define the following communication functions.

$$\gamma(r_{C_{AB}}(\text{HASH}(R_1, R_2, b), R_1), s_{C_{AB}}(\text{HASH}(R_1, R_2, b), R_1)) \triangleq c_{C_{AB}}(\text{HASH}(R_1, R_2, b), R_1)$$

$$\gamma(r_{C_{BA}}(r), s_{C_{BA}}(r)) \triangleq c_{C_{BA}}(r)$$

$$\gamma(r_{C_{AB}}(d_{R_1}, R_2, b), s_{C_{AB}}(d_{R_1}, R_2, b)) \triangleq c_{C_{AB}}(d_{R_1}, R_2, b)$$

Let all modules be in parallel, then the protocol $A \parallel B$ can be presented by the following process term.

$$\tau_I(\partial_H(\Theta(A \parallel B))) = \tau_I(\partial_H(A \parallel B))$$

where $H = \{r_{C_{AB}}(\text{HASH}(R_1, R_2, b), R_1), s_{C_{AB}}(\text{HASH}(R_1, R_2, b), R_1), r_{C_{BA}}(r), s_{C_{BA}}(r), r_{C_{AB}}(d_{R_1}, R_2, b), s_{C_{AB}}(d_{R_1}, R_2, b) | D \in \Delta\}$,

$I = \{c_{C_{AB}}(\text{HASH}(R_1, R_2, b), R_1), c_{C_{BA}}(r), c_{C_{AB}}(d_{R_1}, R_2, b), r_{sg_{R_1}}, r_{sg_{R_2}}, r_{sg_b}, \text{hash}(R_1, R_2, b), \{d_{R_1} = R_1\}, \{\text{HASH}(R_1, R_2, b) = \text{HASH}(d_{R_1}, R_2, b)\}, \{d_{R_1} \neq R_1\}, \{\text{HASH}(R_1, R_2, b) \neq \text{HASH}(d_{R_1}, R_2, b)\} | D \in \Delta\}$.

Then we get the following conclusion on the protocol.

Theorem 8.3. *The bit commitment protocol 2 in Figure 25 is secure.*

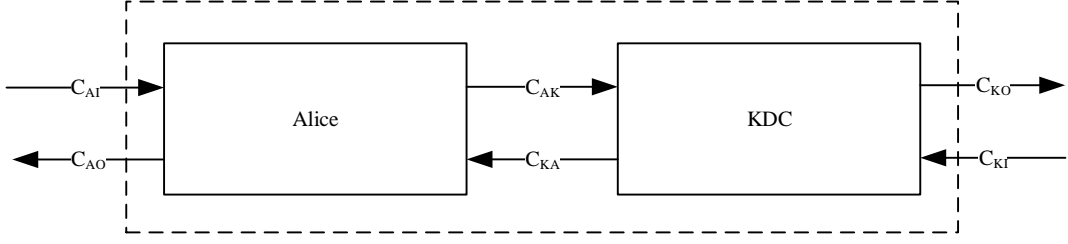


Figure 26: Anonymous key distribution protocol

Proof. Based on the above state transitions of the above modules, by use of the algebraic laws of $APTC_G$, we can prove that

$$\tau_I(\partial_H(A \bowtie B)) = \sum_{D \in \Delta} (r_{C_{AI}}(D) \cdot (s_{C_{BO}}(b) + s_{C_{BO}}(\perp))) \cdot \tau_I(\partial_H(A \bowtie B)).$$

For the details of proof, please refer to section 2.9, and we omit it.

That is, the protocol in Figure 25 $\tau_I(\partial_H(A \bowtie B))$ can exhibit desired external behaviors, that is, if the bits are committed, the system would be $\tau_I(\partial_H(A \bowtie B)) = \sum_{D \in \Delta} (r_{C_{BI}}(D) \cdot s_{C_{BO}}(b)) \cdot \tau_I(\partial_H(A \bowtie B))$; otherwise, the system would be $\tau_I(\partial_H(A \bowtie B)) = \sum_{D \in \Delta} (r_{C_{BI}}(D) \cdot s_{C_{BO}}(\perp)) \cdot \tau_I(\partial_H(A \bowtie B))$.

Note that, the main security goals are bit commitment, the the protocol in Figure 25 cannot satisfy other security goals, such as confidentiality. \square

8.3 Analyses of Anonymous Key Distribution Protocols

The protocol shown in Figure 26 uses asymmetric cryptography to implement anonymous key distribution.

The process of the protocol is as follows.

1. Alice receives some requests D from the outside through the channel C_{BI} (the corresponding reading action is denoted $r_{C_{BI}}(D)$), she generates a public/private key pair through an action rsg_{pk_A, sk_A} , and sends the key request r to KDC through the channel C_{AK} (the corresponding sending action is denoted $s_{C_{AK}}(r)$);
2. The KDC receives the key request r from Alice through the channel C_{AK} (the corresponding reading action is denoted $r_{C_{AK}}(r)$), he generates a series of keys k_i through actions rsg_{k_i} for $1 \leq i \leq n$, and encrypts these keys by his public key pk_K through actions $enc_{pk_K}(k_i)$ for $1 \leq i \leq n$, then sends these encrypted keys to Alice through the channel C_{KA} (the corresponding sending action is denoted $s_{C_{KA}}(ENC_{pk_K}(k_1), \dots, ENC_{pk_K}(k_n))$);
3. Alice receives the encrypted keys from the KDC through the channel C_{KA} (the corresponding reading action is denoted $r_{C_{KA}}(ENC_{pk_K}(k_1), \dots, ENC_{pk_K}(k_n))$), she randomly selects one $ENC_{pk_K}(k_j)$ for $1 \leq j \leq n$, encrypts it by her public key pk_A through an action $enc_{pk_A}(ENC_{pk_K}(k_j))$, and sends the doubly encrypted key $ENC_{pk_A}(ENC_{pk_K}(k_j))$ to the KDC through the channel C_{AK} (the corresponding sending action is denoted $s_{C_{AK}}(ENC_{pk_A}(ENC_{pk_K}(k_j)))$);

4. The KDC receives the doubly encrypted key from Alice through the channel C_{AK} (the corresponding reading action is denoted $r_{C_{AK}}(ENC_{pk_A}(ENC_{pk_K}(k_j)))$), he decrypts it by his private key sk_K through an action $dec_{sk_K}(ENC_{pk_A}(ENC_{pk_K}(k_j)))$ to get $ENC_{pk_A}(k_j)$, and sends $ENC_{pk_A}(k_j)$ to Alice through the channel C_{KA} (the corresponding sending action is denoted $s_{C_{KA}}(ENC_{pk_A}(k_j))$);
5. Alice receives $ENC_{pk_A}(k_j)$ from the KDC through the channel C_{KA} (the corresponding reading action is denoted $r_{C_{KA}}(ENC_{pk_A}(k_j))$), she decrypts it by her private key sk_A through an action $dec_{sk_A}(ENC_{pk_A}(k_j))$ to get k_j , and sends k_j to the outside through the channel C_{AO} (the corresponding sending action is denoted $s_{C_{AO}}(k_j)$).

Where $D \in \Delta$, Δ is the set of data.

Alice's state transitions described by $APT C_G$ are as follows.

$$\begin{aligned}
A &= \sum_{D \in \Delta} r_{C_{AI}}(D) \cdot A_2 \\
A_2 &= r_{sg_{pk_A, sk_A}} \cdot A_3 \\
A_3 &= s_{C_{AK}}(r) \cdot A_4 \\
A_4 &= r_{C_{KA}}(ENC_{pk_K}(k_1), \dots, ENC_{pk_K}(k_n)) \cdot A_5 \\
A_5 &= enc_{pk_A}(ENC_{pk_K}(k_j)) \cdot A_6 \\
A_6 &= s_{C_{AK}}(ENC_{pk_A}(ENC_{pk_K}(k_j))) \cdot A_7 \\
A_7 &= r_{C_{KA}}(ENC_{pk_A}(k_j)) \cdot A_8 \\
A_8 &= dec_{sk_A}(ENC_{pk_A}(k_j)) \cdot A_9 \\
A_9 &= s_{C_{AO}}(k_j) \cdot A
\end{aligned}$$

The KDC's state transitions described by $APT C_G$ are as follows.

$$\begin{aligned}
K &= r_{C_{AK}}(r) \cdot K_2 \\
K_2 &= r_{sg_{k_1}} \parallel \dots \parallel r_{sg_{k_n}} \cdot K_3 \\
K_3 &= enc_{pk_K}(k_1) \parallel \dots \parallel enc_{pk_K}(k_n) \cdot K_4 \\
K_4 &= s_{C_{KA}}(ENC_{pk_K}(k_1), \dots, ENC_{pk_K}(k_n)) \cdot K_5 \\
K_5 &= r_{C_{AK}}(ENC_{pk_A}(ENC_{pk_K}(k_j))) \cdot K_6 \\
K_6 &= dec_{sk_K}(ENC_{pk_A}(ENC_{pk_K}(k_j))) \cdot K_7 \\
K_7 &= s_{C_{KA}}(ENC_{pk_A}(k_j)) \cdot K
\end{aligned}$$

The sending action and the reading action of the same type data through the same channel can communicate with each other, otherwise, will cause a deadlock δ . We define the following communication functions.

$$\begin{aligned}
\gamma(r_{C_{AK}}(r), s_{C_{AK}}(r)) &\triangleq c_{C_{AK}}(r) \\
\gamma(r_{C_{KA}}(ENC_{pk_K}(k_1), \dots, ENC_{pk_K}(k_n)), s_{C_{KA}}(ENC_{pk_K}(k_1), \dots, ENC_{pk_K}(k_n))) \\
&\triangleq c_{C_{KA}}(ENC_{pk_K}(k_1), \dots, ENC_{pk_K}(k_n)) \\
\gamma(r_{C_{AK}}(ENC_{pk_A}(ENC_{pk_K}(k_j))), s_{C_{AK}}(ENC_{pk_A}(ENC_{pk_K}(k_j)))) &\triangleq c_{C_{AK}}(ENC_{pk_A}(ENC_{pk_K}(k_j))) \\
\gamma(r_{C_{KA}}(ENC_{pk_A}(k_j)), s_{C_{KA}}(ENC_{pk_A}(k_j))) &\triangleq c_{C_{KA}}(ENC_{pk_A}(k_j))
\end{aligned}$$

Let all modules be in parallel, then the protocol $A \parallel K$ can be presented by the following process term.

$$\tau_I(\partial_H(\Theta(A \parallel K))) = \tau_I(\partial_H(A \parallel K))$$

where $H = \{r_{C_{AK}}(r), s_{C_{AK}}(r), r_{C_{KA}}(ENC_{pk_A}(k_j)), s_{C_{KA}}(ENC_{pk_A}(k_j)), r_{C_{KA}}(ENC_{pk_K}(k_1), \dots, ENC_{pk_K}(k_n)), s_{C_{KA}}(ENC_{pk_K}(k_1), \dots, ENC_{pk_K}(k_n)), r_{C_{AK}}(ENC_{pk_A}(ENC_{pk_K}(k_j))), s_{C_{AK}}(ENC_{pk_A}(ENC_{pk_K}(k_j))) | D \in \Delta\}$,
 $I = \{c_{C_{AK}}(r), c_{C_{KA}}(ENC_{pk_A}(k_j)), c_{C_{AK}}(ENC_{pk_A}(ENC_{pk_K}(k_j))), c_{C_{KA}}(ENC_{pk_K}(k_1), \dots, ENC_{pk_K}(k_n)), rsg_{pk_A, sk_A}, enc_{pk_A}(ENC_{pk_K}(k_j)), dec_{sk_A}(ENC_{pk_A}(k_j)), rsg_{k_1}, \dots, rsg_{k_n}, enc_{pk_K}(k_1), \dots, enc_{pk_K}(k_n), dec_{sk_K}(ENC_{pk_A}(ENC_{pk_K}(k_j))) | D \in \Delta\}$.

Then we get the following conclusion on the protocol.

Theorem 8.4. *The anonymous key distribution protocol in Figure 26 is secure.*

Proof. Based on the above state transitions of the above modules, by use of the algebraic laws of $APTC_G$, we can prove that

$$\tau_I(\partial_H(A \parallel K)) = \sum_{D \in \Delta} (r_{C_{AI}}(D) \cdot s_{C_{AO}}(k_j)) \cdot \tau_I(\partial_H(A \parallel K)).$$

For the details of proof, please refer to section 2.9, and we omit it.

That is, the protocol in Figure 26 $\tau_I(\partial_H(A \parallel K))$ can exhibit desired external behaviors, and is secure. \square

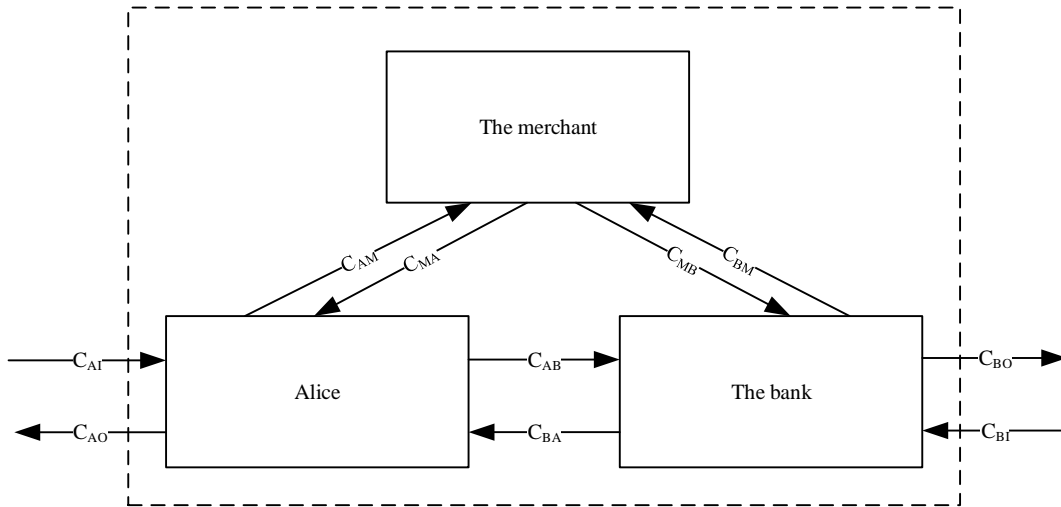


Figure 27: Digital Cash Protocol 1

9 Analyses of Digital Cash Protocols

Digital cash makes it possible to use cash digitally. Digital cash maybe have the following six properties:

1. Independence. The digital cash is independent on the location, and can be used through the network;
2. Security. The digital cash cannot be copied and reused;
3. Privacy. The privacy of the owner of the digital cash is protected;
4. Off-line payment. The digital cash can be used off line;
5. Transferability. The digital cash can be transferred to the other users;
6. Divisibility. The digital cash can be divided into small pieces of digital cashes.

In this chapter, we will introduce four digital cash protocols in the following sections. In the analyses of these four protocols, we will mainly analyze the security and privacy properties.

9.1 Digital Cash Protocol 1

The Digital Cash Protocol 1 shown in Figure 27 is the basic digital cash protocol to ensure the anonymity.

The process of the protocol is as follows.

1. Alice receives some requests D from the outside through the channel C_{AI} (the corresponding reading action is denoted $r_{C_{AI}}(D)$), she generates n $\$m_i$ orders with each order

encrypted by the bank's public key pk_B through actions $enc_{pk_B}(m_i)$ for $1 \leq i \leq n$, and sends them to the bank through the channel C_{AB} (the corresponding sending action is denoted $s_{C_{AB}}(ENC_{pk_B}(m_1), \dots, ENC_{pk_B}(m_n))$);

2. The bank receives these orders from Alice through the channel C_{AB} (the corresponding reading action is denoted $r_{C_{AB}}(ENC_{pk_B}(m_1), \dots, ENC_{pk_B}(m_n))$), he randomly selects $n - 1$ orders and decrypts them through actions $dec_{sk_B}(ENC_{pk_B}(m_j))$ for $1 \leq j \leq n - 1$ to ensure that each $m_j = m$. Then he sign the left $ENC_{pk_B}(m_k)$ through an action $sign_{sk_B}(ENC_{pk_B}(m_k))$, checks the identity of Alice and deducts $\$m$ from Alice's account through an action $s_{C_{BO}}(-m)$, then sends $SIGN_{sk_B}(ENC_{pk_B}(m_k))$ to Alice through the channel C_{BA} (the corresponding sending action is denoted $s_{C_{BA}}(SIGN_{sk_B}(ENC_{pk_B}(m_k)))$);
3. Alice receives the signed order $SIGN_{sk_B}(ENC_{pk_B}(m_k))$ from the bank through the channel C_{BA} (the corresponding reading action is denoted $r_{C_{BA}}(SIGN_{sk_B}(ENC_{pk_B}(m_k)))$), she may send the signed order to some merchant through the channel C_{AM} (the corresponding sending action is denoted $s_{C_{AM}}(SIGN_{sk_B}(ENC_{pk_B}(m_k)))$);
4. The merchant receives the signed cash from Alice through the channel C_{AM} (the corresponding reading action is denoted $r_{C_{AM}}(SIGN_{sk_B}(ENC_{pk_B}(m_k)))$), he sends it to the bank through the channel C_{MB} (the corresponding sending action is denoted $s_{C_{MB}}(SIGN_{sk_B}(ENC_{pk_B}(m_k)))$);
5. The bank receives the signed cash from the merchant through the channel C_{MB} (the corresponding reading action is denoted $r_{C_{MB}}(SIGN_{sk_B}(ENC_{pk_B}(m_k)))$), he de-signs the cash through an action $de-sign(SIGN_{sk_B}(ENC_{pk_B}(m_k)))$, then decrypts it through an action $dec_{sk_B}(ENC_{pk_B}(m_k))$, checks the identity of the merchant and credits $\$m$ to the merchant's account through an action $s_{C_{BO}}(+m)$.

Where $D \in \Delta$, Δ is the set of data.

Alice's state transitions described by $APT C_G$ are as follows.

$$\begin{aligned}
A &= \sum_{D \in \Delta} r_{C_{AI}}(D) \cdot A_2 \\
A_2 &= enc_{pk_B}(m_1) \parallel \dots \parallel enc_{pk_B}(m_n) \cdot A_3 \\
A_3 &= s_{C_{AB}}(ENC_{pk_B}(m_1), \dots, ENC_{pk_B}(m_n)) \cdot A_4 \\
A_4 &= r_{C_{BA}}(SIGN_{sk_B}(ENC_{pk_B}(m_k))) \cdot A_5 \\
A_5 &= s_{C_{AM}}(SIGN_{sk_B}(ENC_{pk_B}(m_k))) \cdot A
\end{aligned}$$

The bank's state transitions described by $APT C_G$ are as follows.

$$\begin{aligned}
B &= r_{C_{AB}}(ENC_{pk_B}(m_1), \dots, ENC_{pk_B}(m_n)) \cdot B_2 \\
B_2 &= dec_{sk_B}(ENC_{pk_B}(m_1)) \parallel \dots \parallel dec_{sk_B}(ENC_{pk_B}(m_{n-1})) \cdot B_3 \\
B_3 &= sign_{sk_B}(ENC_{pk_B}(m_k)) \cdot B_4 \\
B_4 &= s_{C_{BO}}(-m) \cdot B_5 \\
B_5 &= s_{C_{BA}}(SIGN_{sk_B}(ENC_{pk_B}(m_k))) \cdot B_6 \\
B_6 &= r_{C_{MB}}(SIGN_{sk_B}(ENC_{pk_B}(m_k))) \cdot B_7
\end{aligned}$$

$$B_7 = de\text{-}sign(SIGN_{sk_B}(ENC_{pk_B}(m_k))) \cdot B_8$$

$$B_8 = s_{C_{BO}}(+m) \cdot B$$

The merchant's state transitions described by $APTC_G$ are as follows.

$$M = r_{C_{AM}}(SIGN_{sk_B}(ENC_{pk_B}(m_k))) \cdot M_2$$

$$M_2 = s_{C_{MB}}(SIGN_{sk_B}(ENC_{pk_B}(m_k))) \cdot M$$

The sending action and the reading action of the same type data through the same channel can communicate with each other, otherwise, will cause a deadlock δ . We define the following communication functions.

$$\begin{aligned} & \gamma(r_{C_{AB}}(ENC_{pk_B}(m_1), \dots, ENC_{pk_B}(m_n)), s_{C_{AB}}(ENC_{pk_B}(m_1), \dots, ENC_{pk_B}(m_n))) \\ & \triangleq c_{C_{AB}}(ENC_{pk_B}(m_1), \dots, ENC_{pk_B}(m_n)) \end{aligned}$$

$$\begin{aligned} & \gamma(r_{C_{BA}}(SIGN_{sk_B}(ENC_{pk_B}(m_k))), s_{C_{BA}}(SIGN_{sk_B}(ENC_{pk_B}(m_k)))) \\ & \triangleq c_{C_{BA}}(SIGN_{sk_B}(ENC_{pk_B}(m_k))) \end{aligned}$$

$$\begin{aligned} & \gamma(r_{C_{MB}}(SIGN_{sk_B}(ENC_{pk_B}(m_k))), s_{C_{MB}}(SIGN_{sk_B}(ENC_{pk_B}(m_k)))) \\ & \triangleq c_{C_{MB}}(SIGN_{sk_B}(ENC_{pk_B}(m_k))) \end{aligned}$$

$$\begin{aligned} & \gamma(r_{C_{AM}}(SIGN_{sk_B}(ENC_{pk_B}(m_k))), s_{C_{AM}}(SIGN_{sk_B}(ENC_{pk_B}(m_k)))) \\ & \triangleq c_{C_{AM}}(SIGN_{sk_B}(ENC_{pk_B}(m_k))) \end{aligned}$$

Let all modules be in parallel, then the protocol $A \parallel B \parallel M$ can be presented by the following process term.

$$\tau_I(\partial_H(\Theta(A \parallel B \parallel M))) = \tau_I(\partial_H(A \parallel B \parallel M))$$

$$\begin{aligned} \text{where } H = & \{r_{C_{AB}}(ENC_{pk_B}(m_1), \dots, ENC_{pk_B}(m_n)), s_{C_{AB}}(ENC_{pk_B}(m_1), \dots, ENC_{pk_B}(m_n)), \\ & r_{C_{BA}}(SIGN_{sk_B}(ENC_{pk_B}(m_k))), s_{C_{BA}}(SIGN_{sk_B}(ENC_{pk_B}(m_k))), \\ & r_{C_{MB}}(SIGN_{sk_B}(ENC_{pk_B}(m_k))), s_{C_{MB}}(SIGN_{sk_B}(ENC_{pk_B}(m_k))), \\ & r_{C_{AM}}(SIGN_{sk_B}(ENC_{pk_B}(m_k))), s_{C_{AM}}(SIGN_{sk_B}(ENC_{pk_B}(m_k))) | D \in \Delta\}, \end{aligned}$$

$$\begin{aligned} I = & \{c_{C_{AB}}(ENC_{pk_B}(m_1), \dots, ENC_{pk_B}(m_n)), c_{C_{BA}}(SIGN_{sk_B}(ENC_{pk_B}(m_k))), \\ & c_{C_{MB}}(SIGN_{sk_B}(ENC_{pk_B}(m_k))), c_{C_{AM}}(SIGN_{sk_B}(ENC_{pk_B}(m_k))), \\ & enc_{pk_B}(m_1), \dots, enc_{pk_B}(m_n), dec_{sk_B}(ENC_{pk_B}(m_1)), \dots, dec_{sk_B}(ENC_{pk_B}(m_{n-1})), \\ & sign_{sk_B}(ENC_{pk_B}(m_k)), de\text{-}sign(SIGN_{sk_B}(ENC_{pk_B}(m_k))) | D \in \Delta\}. \end{aligned}$$

Then we get the following conclusion on the protocol.

Theorem 9.1. *The Digital Cash Protocol 1 in Figure 27 is anonymous.*

Proof. Based on the above state transitions of the above modules, by use of the algebraic laws of $APTC_G$, we can prove that

$$\tau_I(\partial_H(A \parallel B \parallel M)) = \sum_{D \in \Delta} (r_{C_{AI}}(D) \cdot s_{C_{BO}}(-m) \cdot s_{C_{BO}}(+m)) \cdot \tau_I(\partial_H(A \parallel B \parallel M)).$$

For the details of proof, please refer to section 2.9, and we omit it.

That is, the Digital Cash Protocol 1 in Figure 27 $\tau_I(\partial_H(A \parallel B \parallel M))$ can exhibit desired external behaviors:

1. The digital cash of Alice $SIGN_{sk_B}(ENC_{pk_B}(m_k))$ is anonymous for the merchant and the bank;

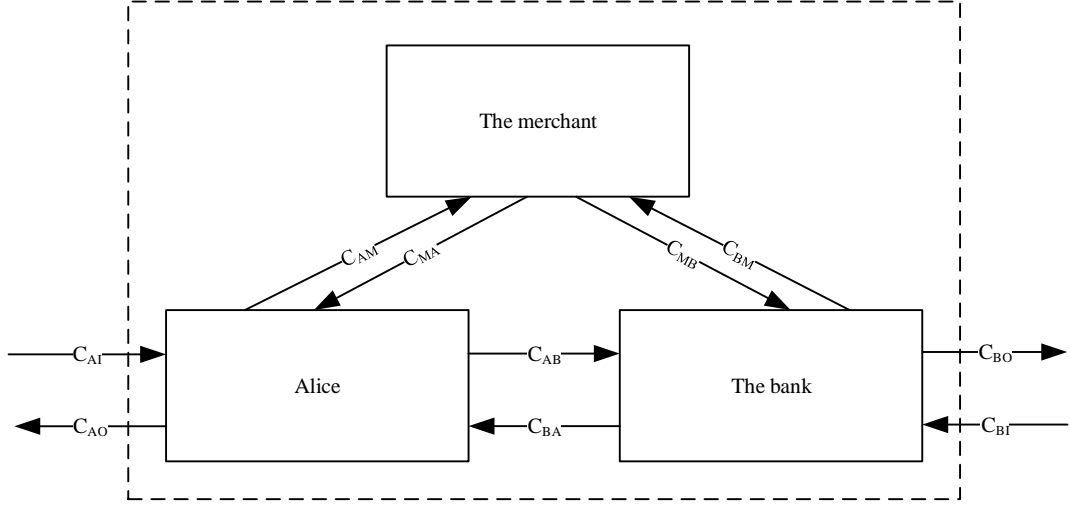


Figure 28: Digital Cash Protocol 2

2. The protocol cannot resist replay attack, for digital cash, this is the so-called double spending problem, either for Alice or the merchant. The system would be $\tau_I(\partial_H(A \bowtie B \bowtie M)) = \sum_{D \in \Delta} (r_{C_{AI}}(D) \cdot s_{C_{BO}}(-m) \cdot s_{C_{BO}}(+m) \cdot s_{C_{BO}}(+m)) \cdot \tau_I(\partial_H(A \bowtie B \bowtie M))$.

□

9.2 Digital Cash Protocol 2

The Digital Cash Protocol 2 shown in Figure 28 is the basic digital cash protocol to ensure the anonymity and resist replay attacks.

The process of the protocol is as follows.

1. Alice receives some requests D from the outside through the channel C_{AI} (the corresponding reading action is denoted $r_{C_{AI}}(D)$), she generates n $\$m_i$ orders containing a random number R_i with each order encrypted by the bank's public key pk_B through actions $enc_{pk_B}(m_i, R_i)$ for $1 \leq i \leq n$, and sends them to the bank through the channel C_{AB} (the corresponding sending action is denoted $s_{C_{AB}}(ENC_{pk_B}(m_1, R_1), \dots, ENC_{pk_B}(m_n, R_n))$);
2. The bank receives these orders from Alice through the channel C_{AB} (the corresponding reading action is denoted $r_{C_{AB}}(ENC_{pk_B}(m_1, R_1), \dots, ENC_{pk_B}(m_n, R_n))$), he randomly selects $n - 1$ orders and decrypts them through actions $dec_{sk_B}(ENC_{pk_B}(m_j, R_j))$ for $1 \leq j \leq n - 1$ to ensure that each $m_j = m$ and R_j is fresh. Then he sign the left $ENC_{pk_B}(m_k, R_k)$ through an action $sign_{sk_B}(ENC_{pk_B}(m_k, R_k))$, checks the identity of Alice and deducts $\$m$ from Alice's account through an action $s_{C_{BO}}(-m)$, then sends $SIGN_{sk_B}(ENC_{pk_B}(m_k, R_k))$ to Alice through the channel C_{BA} (the corresponding sending action is denoted $s_{C_{BA}}(SIGN_{sk_B}(ENC_{pk_B}(m_k, R_k)))$);

3. Alice receives the signed order $SIGN_{sk_B}(ENC_{pk_B}(m_k, R_k))$ from the bank through the channel C_{BA} (the corresponding reading action is denoted $r_{C_{BA}}(SIGN_{sk_B}(ENC_{pk_B}(m_k, R_k)))$), she may send the signed order to some merchant through the channel C_{AM} (the corresponding sending action is denoted $s_{C_{AM}}(SIGN_{sk_B}(ENC_{pk_B}(m_k, R_k)))$);
4. The merchant receives the signed cash from Alice through the channel C_{AM} (the corresponding reading action is denoted $r_{C_{AM}}(SIGN_{sk_B}(ENC_{pk_B}(m_k, R_k)))$), he sends it to the bank through the channel C_{MB} (the corresponding sending action is denoted $s_{C_{MB}}(SIGN_{sk_B}(ENC_{pk_B}(m_k, R_k)))$);
5. The bank receives the signed cash from the merchant through the channel C_{MB} (the corresponding reading action is denoted $r_{C_{MB}}(SIGN_{sk_B}(ENC_{pk_B}(m_k, R_k)))$), he de-signs the cash through an action $de-sign(SIGN_{sk_B}(ENC_{pk_B}(m_k, R_k)))$, then decrypts it through an action $dec_{sk_B}(ENC_{pk_B}(m_k, R_k))$, if $isFresh(R_k) = TRUE$, he checks the identity of the merchant and credits $\$m$ to the merchant's account through an action $s_{C_{BO}}(+m)$; else if $isFresh(R_k) = FALSE$, he sends \perp to the outside through the channel C_{BO} (the corresponding sending action is denoted $s_{C_{BO}}(\perp)$).

Where $D \in \Delta$, Δ is the set of data.

Alice's state transitions described by $APTC_G$ are as follows.

$$\begin{aligned}
A &= \sum_{D \in \Delta} r_{C_{AI}}(D) \cdot A_2 \\
A_2 &= enc_{pk_B}(m_1, R_1) \parallel \dots \parallel enc_{pk_B}(m_n, R_n) \cdot A_3 \\
A_3 &= s_{C_{AB}}(ENC_{pk_B}(m_1, R_1), \dots, ENC_{pk_B}(m_n, R_n)) \cdot A_4 \\
A_4 &= r_{C_{BA}}(SIGN_{sk_B}(ENC_{pk_B}(m_k, R_k))) \cdot A_5 \\
A_5 &= s_{C_{AM}}(SIGN_{sk_B}(ENC_{pk_B}(m_k, R_k))) \cdot A
\end{aligned}$$

The bank's state transitions described by $APTC_G$ are as follows.

$$\begin{aligned}
B &= r_{C_{AB}}(ENC_{pk_B}(m_1, R_1), \dots, ENC_{pk_B}(m_n, R_n)) \cdot B_2 \\
B_2 &= dec_{sk_B}(ENC_{pk_B}(m_1, R_1)) \parallel \dots \parallel dec_{sk_B}(ENC_{pk_B}(m_{n-1}, R_{n-1})) \cdot B_3 \\
B_3 &= sign_{sk_B}(ENC_{pk_B}(m_k, R_k)) \cdot B_4 \\
B_4 &= s_{C_{BO}}(-m) \cdot B_5 \\
B_5 &= r_{C_{BA}}(SIGN_{sk_B}(ENC_{pk_B}(m_k, R_k))) \cdot B_6 \\
B_6 &= r_{C_{MB}}(SIGN_{sk_B}(ENC_{pk_B}(m_k, R_k))) \cdot B_7 \\
B_7 &= de-sign(SIGN_{sk_B}(ENC_{pk_B}(m_k, R_k))) \cdot B_8 \\
B_8 &= \{isFresh(R_k) = TRUE\} \cdot s_{C_{BO}}(+m) \cdot B + \{isFresh(R_k) = FALSE\} \cdot s_{C_{BO}}(\perp) \cdot B
\end{aligned}$$

The merchant's state transitions described by $APTC_G$ are as follows.

$$\begin{aligned}
M &= r_{C_{AM}}(SIGN_{sk_B}(ENC_{pk_B}(m_k, R_k))) \cdot M_2 \\
M_2 &= s_{C_{MB}}(SIGN_{sk_B}(ENC_{pk_B}(m_k, R_k))) \cdot M
\end{aligned}$$

The sending action and the reading action of the same type data through the same channel can communicate with each other, otherwise, will cause a deadlock δ . We define the following communication functions.

$$\begin{aligned} & \gamma(r_{C_{AB}}(ENC_{pk_B}(m_1, R_1), \dots, ENC_{pk_B}(m_n, R_n)), s_{C_{AB}}(ENC_{pk_B}(m_1, R_1), \dots, ENC_{pk_B}(m_n, R_n))) \\ & \triangleq c_{C_{AB}}(ENC_{pk_B}(m_1, R_1), \dots, ENC_{pk_B}(m_n, R_n)) \end{aligned}$$

$$\begin{aligned} & \gamma(r_{C_{BA}}(SIGN_{sk_B}(ENC_{pk_B}(m_k, R_k))), s_{C_{BA}}(SIGN_{sk_B}(ENC_{pk_B}(m_k, R_k)))) \\ & \triangleq c_{C_{BA}}(SIGN_{sk_B}(ENC_{pk_B}(m_k, R_k))) \end{aligned}$$

$$\begin{aligned} & \gamma(r_{C_{MB}}(SIGN_{sk_B}(ENC_{pk_B}(m_k, R_k))), s_{C_{MB}}(SIGN_{sk_B}(ENC_{pk_B}(m_k, R_k)))) \\ & \triangleq c_{C_{MB}}(SIGN_{sk_B}(ENC_{pk_B}(m_k, R_k))) \end{aligned}$$

$$\begin{aligned} & \gamma(r_{C_{AM}}(SIGN_{sk_B}(ENC_{pk_B}(m_k, R_k))), s_{C_{AM}}(SIGN_{sk_B}(ENC_{pk_B}(m_k, R_k)))) \\ & \triangleq c_{C_{AM}}(SIGN_{sk_B}(ENC_{pk_B}(m_k, R_k))) \end{aligned}$$

Let all modules be in parallel, then the protocol $A \parallel B \parallel M$ can be presented by the following process term.

$$\tau_I(\partial_H(\Theta(A \parallel B \parallel M))) = \tau_I(\partial_H(A \parallel B \parallel M))$$

$$\begin{aligned} \text{where } H = & \{r_{C_{AB}}(ENC_{pk_B}(m_1, R_1), \dots, ENC_{pk_B}(m_n, R_n)), \\ & s_{C_{AB}}(ENC_{pk_B}(m_1, R_1), \dots, ENC_{pk_B}(m_n, R_n)), \\ & r_{C_{BA}}(SIGN_{sk_B}(ENC_{pk_B}(m_k, R_k))), s_{C_{BA}}(SIGN_{sk_B}(ENC_{pk_B}(m_k, R_k))), \\ & r_{C_{MB}}(SIGN_{sk_B}(ENC_{pk_B}(m_k, R_k))), s_{C_{MB}}(SIGN_{sk_B}(ENC_{pk_B}(m_k, R_k))), \\ & r_{C_{AM}}(SIGN_{sk_B}(ENC_{pk_B}(m_k, R_k))), s_{C_{AM}}(SIGN_{sk_B}(ENC_{pk_B}(m_k, R_k))) \mid D \in \Delta\}, \\ I = & \{c_{C_{AB}}(ENC_{pk_B}(m_1, R_1), \dots, ENC_{pk_B}(m_n, R_n)), c_{C_{BA}}(SIGN_{sk_B}(ENC_{pk_B}(m_k, R_k))), \\ & c_{C_{MB}}(SIGN_{sk_B}(ENC_{pk_B}(m_k, R_k))), c_{C_{AM}}(SIGN_{sk_B}(ENC_{pk_B}(m_k, R_k))), \\ & enc_{pk_B}(m_1, R_1), \dots, enc_{pk_B}(m_n, R_n), dec_{sk_B}(ENC_{pk_B}(m_1, R_1)), \dots, dec_{sk_B}(ENC_{pk_B}(m_{n-1}, R_{n-1})), \\ & sign_{sk_B}(ENC_{pk_B}(m_k, R_k)), de-sign(SIGN_{sk_B}(ENC_{pk_B}(m_k, R_k))), \\ & \{isFresh(R_k) = TRUE\}, \{isFresh(R_k) = FALSE\} \mid D \in \Delta\}. \end{aligned}$$

Then we get the following conclusion on the protocol.

Theorem 9.2. *The Digital Cash Protocol 2 in Figure 28 is anonymous and resists replaying.*

Proof. Based on the above state transitions of the above modules, by use of the algebraic laws of APT_{CG} , we can prove that

$$\tau_I(\partial_H(A \parallel B \parallel M)) = \sum_{D \in \Delta} (r_{C_{AI}}(D) \cdot s_{C_{BO}}(-m) \cdot (s_{C_{BO}}(+m) + s_{C_{BO}}(\perp))) \cdot \tau_I(\partial_H(A \parallel B \parallel M)).$$

For the details of proof, please refer to section 2.9, and we omit it.

That is, the Digital Cash Protocol 2 in Figure 28 $\tau_I(\partial_H(A \parallel B \parallel M))$ can exhibit desired external behaviors:

1. The digital cash of Alice $SIGN_{sk_B}(ENC_{pk_B}(m_k))$ is anonymous for the merchant and the bank;
2. The protocol can resist replay attacks, for the use of the random number in each digital cash;
3. The bank does not know who cheats him when the double spending problem occurs, either the owner of the cash or the merchant.

□

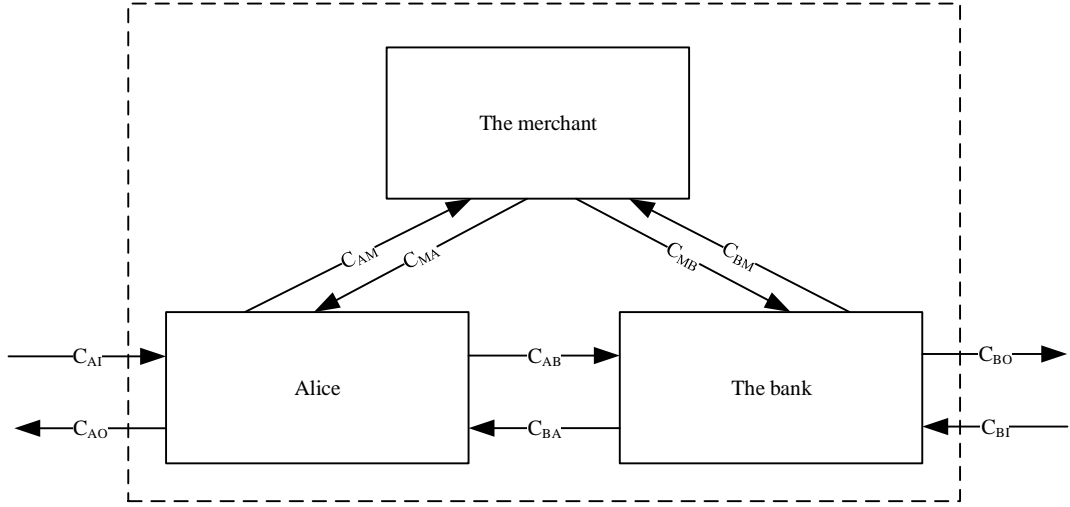


Figure 29: Digital Cash Protocol 3

9.3 Digital Cash Protocol 3

The Digital Cash Protocol 3 shown in Figure 29 is the basic digital cash protocol to ensure the anonymity, resist replay attacks and know who partly.

The process of the protocol is as follows.

1. Alice receives some requests D from the outside through the channel C_{AI} (the corresponding reading action is denoted $r_{C_{AI}}(D)$), she generates n $\$m_i$ orders containing a random number R_i with each order encrypted by the bank's public key pk_B through actions $enc_{pk_B}(m_i, R_i)$ for $1 \leq i \leq n$, and sends them to the bank through the channel C_{AB} (the corresponding sending action is denoted $s_{C_{AB}}(ENC_{pk_B}(m_1, R_1), \dots, ENC_{pk_B}(m_n, R_n))$);
2. The bank receives these orders from Alice through the channel C_{AB} (the corresponding reading action is denoted $r_{C_{AB}}(ENC_{pk_B}(m_1, R_1), \dots, ENC_{pk_B}(m_n, R_n))$), he randomly selects $n - 1$ orders and decrypts them through actions $dec_{sk_B}(ENC_{pk_B}(m_j, R_j))$ for $1 \leq j \leq n - 1$ to ensure that each $m_j = m$ and R_j is fresh. Then he sign the left $ENC_{pk_B}(m_k, R_k)$ through an action $sign_{sk_B}(ENC_{pk_B}(m_k, R_k))$, checks the identity of Alice and deducts $\$m$ from Alice's account through an action $s_{C_{BO}}(-m)$, then sends $SIGN_{sk_B}(ENC_{pk_B}(m_k, R_k))$ to Alice through the channel C_{BA} (the corresponding sending action is denoted $s_{C_{BA}}(SIGN_{sk_B}(ENC_{pk_B}(m_k, R_k)))$);
3. Alice receives the signed order $SIGN_{sk_B}(ENC_{pk_B}(m_k, R_k))$ from the bank through the channel C_{BA} (the corresponding reading action is denoted $r_{C_{BA}}(SIGN_{sk_B}(ENC_{pk_B}(m_k, R_k)))$), she generates a random string R and encrypts it through an action $enc_{pk_B}(R)$, she may send the signed order to some merchant through the channel C_{AM} (the corresponding sending action is denoted $s_{C_{AM}}(SIGN_{sk_B}(ENC_{pk_B}(m_k, R_k)), ENC_{pk_B}(R))$);
4. The merchant receives the signed cash from Alice through the channel C_{AM} (the corresponding reading action is denoted $r_{C_{AM}}(SIGN_{sk_B}(ENC_{pk_B}(m_k, R_k)), ENC_{pk_B}(R))$),

he sends it to the bank through the channel C_{MB} (the corresponding sending action is denoted

$$s_{C_{MB}}(SIGN_{sk_B}(ENC_{pk_B}(m_k, R_k))));$$

5. The bank receives the signed cash from the merchant through the channel C_{MB} (the corresponding reading action is denoted $r_{C_{MB}}(SIGN_{sk_B}(ENC_{pk_B}(m_k, R_k)), ENC_{pk_B}(R))$), he de-signs the cash through an action $de-sign(SIGN_{sk_B}(ENC_{pk_B}(m_k, R_k)))$, then decrypts it through an action $dec_{sk_B}(ENC_{pk_B}(m_k, R_k))$ and $dec_{sk_B}(ENC_{pk_B}(R))$, if $isFresh(R_k) = TRUE$, he checks the identity of the merchant and credits $\$m$ to the merchant's account through an action $s_{C_{BO}}(+m)$; else if $isFresh(R_k) = FALSE$ and $isFresh(R) = TRUE$, he sends \perp_A to the outside through the channel C_{BO} (the corresponding sending action is denoted $s_{C_{BO}}(\perp_A)$); else if $isFresh(R_k) = FALSE$ and $isFresh(R) = FALSE$, he sends \perp_M to the outside through the channel C_{BO} (the corresponding sending action is denoted $s_{C_{BO}}(\perp_M)$).

Where $D \in \Delta$, Δ is the set of data.

Alice's state transitions described by $APTC_G$ are as follows.

$$A = \sum_{D \in \Delta} r_{C_{AI}}(D) \cdot A_2$$

$$A_2 = enc_{pk_B}(m_1, R_1) \parallel \dots \parallel enc_{pk_B}(m_n, R_n) \cdot A_3$$

$$A_3 = s_{C_{AB}}(ENC_{pk_B}(m_1, R_1), \dots, ENC_{pk_B}(m_n, R_n)) \cdot A_4$$

$$A_4 = r_{C_{BA}}(SIGN_{sk_B}(ENC_{pk_B}(m_k, R_k))) \cdot A_5$$

$$A_5 = enc_{pk_B}(R) \cdot A_6$$

$$A_6 = s_{C_{AM}}(SIGN_{sk_B}(ENC_{pk_B}(m_k, R_k)), ENC_{pk_B}(R)) \cdot A$$

The bank's state transitions described by $APTC_G$ are as follows.

$$B = r_{C_{AB}}(ENC_{pk_B}(m_1, R_1), \dots, ENC_{pk_B}(m_n, R_n)) \cdot B_2$$

$$B_2 = dec_{sk_B}(ENC_{pk_B}(m_1, R_1)) \parallel \dots \parallel dec_{sk_B}(ENC_{pk_B}(m_{n-1}, R_{n-1})) \cdot B_3$$

$$B_3 = sign_{sk_B}(ENC_{pk_B}(m_k, R_k)) \cdot B_4$$

$$B_4 = s_{C_{BO}}(-m) \cdot B_5$$

$$B_5 = s_{C_{BA}}(SIGN_{sk_B}(ENC_{pk_B}(m_k, R_k))) \cdot B_6$$

$$B_6 = r_{C_{MB}}(SIGN_{sk_B}(ENC_{pk_B}(m_k, R_k)), ENC_{pk_B}(R)) \cdot B_7$$

$$B_7 = de-sign(SIGN_{sk_B}(ENC_{pk_B}(m_k, R_k))) \cdot B_8$$

$$B_8 = dec_{sk_B}(ENC_{pk_B}(R)) \cdot B_9$$

$$B_9 = \{isFresh(R_k) = TRUE\} \cdot s_{C_{BO}}(+m) \cdot B + \{isFresh(R_k) = FALSE\} \cdot \{isFresh(R) = TRUE\} \cdot s_{C_{BO}}(\perp_A) \cdot B$$

$$+ \{isFresh(R_k) = FALSE\} \cdot \{isFresh(R) = FALSE\} \cdot s_{C_{BO}}(\perp_M) \cdot B$$

The merchant's state transitions described by $APTC_G$ are as follows.

$$M = r_{C_{AM}}(SIGN_{sk_B}(ENC_{pk_B}(m_k, R_k)), ENC_{pk_B}(R)) \cdot M_2$$

$$M_2 = s_{C_{MB}}(SIGN_{sk_B}(ENC_{pk_B}(m_k, R_k)), ENC_{pk_B}(R)) \cdot M$$

The sending action and the reading action of the same type data through the same channel can communicate with each other, otherwise, will cause a deadlock δ . We define the following communication functions.

$$\begin{aligned} & \gamma(r_{C_{AB}}(ENC_{pk_B}(m_1, R_1), \dots, ENC_{pk_B}(m_n, R_n)), s_{C_{AB}}(ENC_{pk_B}(m_1, R_1), \dots, ENC_{pk_B}(m_n, R_n))) \\ & \triangleq c_{C_{AB}}(ENC_{pk_B}(m_1, R_1), \dots, ENC_{pk_B}(m_n, R_n)) \end{aligned}$$

$$\begin{aligned} & \gamma(r_{C_{BA}}(SIGN_{sk_B}(ENC_{pk_B}(m_k, R_k))), s_{C_{BA}}(SIGN_{sk_B}(ENC_{pk_B}(m_k, R_k)))) \\ & \triangleq c_{C_{BA}}(SIGN_{sk_B}(ENC_{pk_B}(m_k, R_k))) \end{aligned}$$

$$\begin{aligned} & \gamma(r_{C_{MB}}(SIGN_{sk_B}(ENC_{pk_B}(m_k, R_k)), ENC_{pk_B}(R)), \\ & s_{C_{MB}}(SIGN_{sk_B}(ENC_{pk_B}(m_k, R_k)), ENC_{pk_B}(R))) \\ & \triangleq c_{C_{MB}}(SIGN_{sk_B}(ENC_{pk_B}(m_k, R_k)), ENC_{pk_B}(R)) \end{aligned}$$

$$\begin{aligned} & \gamma(r_{C_{AM}}(SIGN_{sk_B}(ENC_{pk_B}(m_k, R_k)), ENC_{pk_B}(R)), \\ & s_{C_{AM}}(SIGN_{sk_B}(ENC_{pk_B}(m_k, R_k)), ENC_{pk_B}(R))) \\ & \triangleq c_{C_{AM}}(SIGN_{sk_B}(ENC_{pk_B}(m_k, R_k)), ENC_{pk_B}(R)) \end{aligned}$$

Let all modules be in parallel, then the protocol $A \parallel B \parallel M$ can be presented by the following process term.

$$\tau_I(\partial_H(\Theta(A \parallel B \parallel M))) = \tau_I(\partial_H(A \parallel B \parallel M))$$

$$\begin{aligned} H = & \{r_{C_{AB}}(ENC_{pk_B}(m_1, R_1), \dots, ENC_{pk_B}(m_n, R_n)), \\ & s_{C_{AB}}(ENC_{pk_B}(m_1, R_1), \dots, ENC_{pk_B}(m_n, R_n)), \\ & r_{C_{BA}}(SIGN_{sk_B}(ENC_{pk_B}(m_k, R_k))), s_{C_{BA}}(SIGN_{sk_B}(ENC_{pk_B}(m_k, R_k))), \\ & r_{C_{MB}}(SIGN_{sk_B}(ENC_{pk_B}(m_k, R_k)), ENC_{pk_B}(R)), \\ & s_{C_{MB}}(SIGN_{sk_B}(ENC_{pk_B}(m_k, R_k)), ENC_{pk_B}(R)), \\ & r_{C_{AM}}(SIGN_{sk_B}(ENC_{pk_B}(m_k, R_k)), ENC_{pk_B}(R)), \\ & s_{C_{AM}}(SIGN_{sk_B}(ENC_{pk_B}(m_k, R_k)), ENC_{pk_B}(R)) \mid D \in \Delta\}, \end{aligned}$$

$$\begin{aligned} I = & \{c_{C_{AB}}(ENC_{pk_B}(m_1, R_1), \dots, ENC_{pk_B}(m_n, R_n)), c_{C_{BA}}(SIGN_{sk_B}(ENC_{pk_B}(m_k, R_k))), \\ & c_{C_{MB}}(SIGN_{sk_B}(ENC_{pk_B}(m_k, R_k)), ENC_{pk_B}(R)), c_{C_{AM}}(SIGN_{sk_B}(ENC_{pk_B}(m_k, R_k)), ENC_{pk_B}(R)), \\ & enc_{pk_B}(m_1, R_1), \dots, enc_{pk_B}(m_n, R_n), dec_{sk_B}(ENC_{pk_B}(m_1, R_1)), \dots, dec_{sk_B}(ENC_{pk_B}(m_{n-1}, R_{n-1})), \\ & sign_{sk_B}(ENC_{pk_B}(m_k, R_k)), de-sign(SIGN_{sk_B}(ENC_{pk_B}(m_k, R_k))), enc_{pk_B}(R), dec_{sk_B}(ENC_{pk_B}(R)), \\ & \{isFresh(R_k) = TRUE\}, \{isFresh(R_k) = FALSE\}, \{isFresh(R) = TRUE\}, \{isFresh(R) = \\ & FALSE\} \mid D \in \Delta\}. \end{aligned}$$

Then we get the following conclusion on the protocol.

Theorem 9.3. *The Digital Cash Protocol 3 in Figure 29 is anonymous, and resists replaying and knowing who partly.*

Proof. Based on the above state transitions of the above modules, by use of the algebraic laws of APT_C , we can prove that

$$\begin{aligned} & \tau_I(\partial_H(A \parallel B \parallel M)) = \sum_{D \in \Delta} (r_{C_{AI}}(D) \cdot s_{C_{BO}}(-m) \cdot (s_{C_{BO}}(+m) + s_{C_{BO}}(\perp_A) + s_{C_{BO}}(\perp_M))) \cdot \\ & \tau_I(\partial_H(A \parallel B \parallel M)). \end{aligned}$$

For the details of proof, please refer to section 2.9, and we omit it.

That is, the Digital Cash Protocol 3 in Figure 29 $\tau_I(\partial_H(A \parallel B \parallel M))$ can exhibit desired external behaviors:

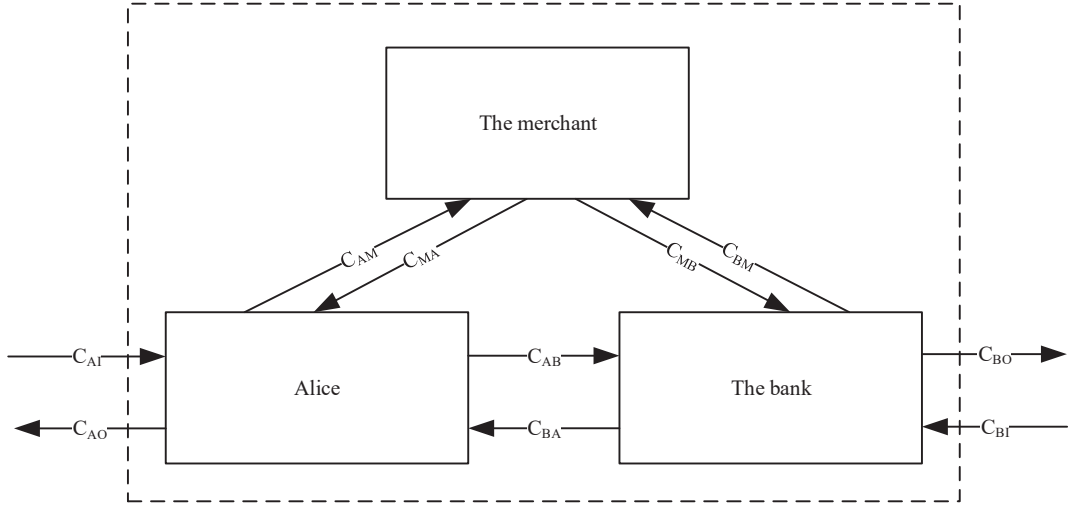


Figure 30: Digital Cash Protocol 4

1. The digital cash of Alice $SIGN_{sk_B}(ENC_{pk_B}(m_k))$ is anonymous for the merchant and the bank;
2. The protocol can resist replay attack, for the use of the random number in each digital cash;
3. The bank know who cheats him when the double spending problem occurs, either the owner of the cash or the merchant. But he does not know exactly the identity of the person.

□

9.4 Digital Cash Protocol 4

The Digital Cash Protocol 4 shown in Figure 30 is the basic digital cash protocol to ensure the anonymity, resist replay attacks and know who exactly.

The process of the protocol is as follows.

1. Alice receives some requests D from the outside through the channel C_{AI} (the corresponding reading action is denoted $r_{C_{AI}}(D)$), she generates n $\$m_i$ orders containing m , a random number R_i , and n pair of string $I_{i1L}, I_{i1R}, \dots, I_{inL}, I_{inR}$, with each order blinded through actions $blind_{k_1}(m_i, R_i, I_{i1L}, I_{i1R}, \dots, I_{inL}, I_{inR})$ for $1 \leq i \leq n$, and sends them to the bank through the channel C_{AB} (the corresponding sending action is denoted $s_{C_{AB}}(BLIND_{k_1}(m_1, R_1, I_{1L}, I_{1R}), \dots, BLIND_{k_1}(m_n, R_n, I_{nL}, I_{nR}))$);
2. The bank receives these orders from Alice through the channel C_{AB} (the corresponding reading action is denoted $r_{C_{AB}}(BLIND_{k_1}(m_1, R_1, I_{11L}, I_{11R}, \dots, I_{1nL}, I_{1nR}), \dots, BLIND_{k_1}(m_n, R_n, I_{1nL}, I_{1nR}, \dots, I_{nnL}, I_{nnR}))$),

he randomly selects $n - 1$ orders and asks Alice to unblind them through actions $unblind_{k_1}(BLIND_{k_1}(m_j, R_j, I_{j1L}, I_{j1R}, \dots, I_{jnL}, I_{jnR}))$ and to reveal $I_{j1L}, I_{j1R}, \dots, I_{jnL}, I_{jnR}$ (see section 8.2) for $1 \leq j \leq n - 1$ to ensure that each $m_j = m$ and R_j is fresh. Then he sign the left

$BLIND_{k_1}(m_k, R_k, I_{k1L}, I_{k1R}, \dots, I_{knL}, I_{knR})$ through an action $sign_{sk_B}(BLIND_{k_1}(m_k, R_k, I_{k1L}, I_{k1R}, \dots, I_{knL}, I_{knR}))$, checks the identity of Alice and deducts $\$m$ from Alice's account through an action $s_{C_{BO}}(-m)$, then sends $SIGN_{sk_B}(BLIND_{k_1}(m_k, R_k, I_{k1L}, I_{k1R}, \dots, I_{knL}, I_{knR}))$ to Alice through the channel C_{BA} (the corresponding sending action is denoted $s_{C_{BA}}(SIGN_{sk_B}(BLIND_{k_1}(m_k, R_k, I_{k1L}, I_{k1R}, \dots, I_{knL}, I_{knR})))$);

3. Alice receives the signed order $SIGN_{sk_B}(BLIND_{k_1}(m_k, R_k, I_{k1L}, I_{k1R}, \dots, I_{knL}, I_{knR}))$ from the bank through the channel C_{BA} (the corresponding reading action is denoted $r_{C_{BA}}(SIGN_{sk_B}(BLIND_{k_1}(m_k, R_k, I_{k1L}, I_{k1R}, \dots, I_{knL}, I_{knR})))$), she unblinds the signed order through an action $unblind_{k_1}(SIGN_{sk_B}(BLIND_{k_1}(m_k, R_k, I_{k1L}, I_{k1R}, \dots, I_{knL}, I_{knR})))$ to get $SIGN_{sk_B}(m_k, R_k, I_{k1L}, I_{k1R}, \dots, I_{knL}, I_{knR})$ she may send the signed order to some merchant through the channel C_{AM} (the corresponding sending action is denoted $s_{C_{AM}}(SIGN_{sk_B}(m_k, R_k, I_{k1L}, I_{k1R}, \dots, I_{knL}, I_{knR})))$;

4. The merchant receives the signed cash from Alice through the channel C_{AM} (the corresponding reading action is denoted $r_{C_{AM}}(SIGN_{sk_B}(m_k, R_k, I_{k1L}, I_{k1R}, \dots, I_{knL}, I_{knR})))$, he ask Alice to reveal half of $I_{j1L}, I_{j1R}, \dots, I_{jnL}, I_{jnR}$ (see section 8.2), and sends it to the bank through the channel C_{MB} (the corresponding sending action is denoted $s_{C_{MB}}(SIGN_{sk_B}(m_k, R_k, I_{k1L}, I_{k1R}, \dots, I_{knL}, I_{knR}), I'_{k1L}, I'_{k1R}, \dots, I'_{knL}, I'_{knR}))$;

5. The bank receives the signed cash from the merchant through the channel C_{MB} (the corresponding reading action is denoted $r_{C_{MB}}(SIGN_{sk_B}(m_k, R_k, I_{k1L}, I_{k1R}, \dots, I_{knL}, I_{knR}), I'_{k1L}, I'_{k1R}, \dots, I'_{knL}, I'_{knR}))$, he de-signs the cash through an action $de-sign(SIGN_{sk_B}(m_k, R_k, I_{k1L}, I_{k1R}, \dots, I_{knL}, I_{knR}))$, if $isFresh(R_k) = TRUE$, he checks the identity of the merchant and credits $\$m$ to the merchant's account through an action $s_{C_{BO}}(+m)$; else if $isFresh(R_k) = FALSE$ and $isFresh(I'_{k1L}, I'_{k1R}, \dots, I'_{knL}, I'_{knR}) = TRUE$, he gets the identity of Alice and sends \perp_A to the outside through the channel C_{BO} (the corresponding sending action is denoted $s_{C_{BO}}(\perp_A)$); else if $isFresh(R_k) = FALSE$ and $isFresh(I'_{k1L}, I'_{k1R}, \dots, I'_{knL}, I'_{knR}) = FALSE$, he sends \perp_M to the outside through the channel C_{BO} (the corresponding sending action is denoted $s_{C_{BO}}(\perp_M)$).

Where $D \in \Delta$, Δ is the set of data.

Alice's state transitions described by $APTC_G$ are as follows.

$$A = \sum_{D \in \Delta} r_{C_{AI}}(D) \cdot A_2$$

$$A_2 = blind_{k_1}(m_1, R_1, I_{11L}, I_{11R}, \dots, I_{1nL}, I_{1nR}) \parallel \dots \parallel blind_{k_1}(m_n, R_n, I_{n1L}, I_{n1R}, \dots, I_{nnL}, I_{nnR}) \cdot A_3$$

$$A_3 = s_{C_{AB}}(BLIND_{k_1}(m_1, R_1, I_{1L}, I_{1R}), \dots, BLIND_{k_1}(m_n, R_n, I_{nL}, I_{nR})) \cdot A_4$$

$$A_4 = r_{C_{BA}}(SIGN_{sk_B}(BLIND_{k_1}(m_k, R_k, I_{k1L}, I_{k1R}, \dots, I_{knL}, I_{knR}))) \cdot A_5$$

$$A_5 = unblind_{k_1}(SIGN_{sk_B}(BLIND_{k_1}(m_k, R_k, I_{k1L}, I_{k1R}, \dots, I_{knL}, I_{knR}))) \cdot A_6$$

$$A_6 = s_{C_{AM}}(SIGN_{sk_B}(m_k, R_k, I_{k1L}, I_{k1R}, \dots, I_{knL}, I_{knR})) \cdot A$$

The bank's state transitions described by $APTC_G$ are as follows.

$$\begin{aligned}
B &= r_{C_{AB}}(BLIND_{k_1}(m_1, R_1, I_{11L}, I_{11R}, \dots, I_{1nL}, I_{1nR}), \dots, \\
&BLIND_{k_1}(m_n, R_n, I_{1nL}, I_{1nR}, \dots, I_{nnL}, I_{nnR})) \cdot B_2 \\
B_2 &= unblind_{k_1}(BLIND_{k_1}(m_1, R_1, I_{11L}, I_{11R}, \dots, I_{1nL}, I_{1nR})) \parallel \dots \\
&\parallel unblind_{k_1}(BLIND_{k_1}(m_{n-1}, R_{n-1}, I_{n-11L}, I_{n-11R}, \dots, I_{n-1nL}, I_{n-1nR})) \cdot B_3 \\
B_3 &= sign_{sk_B}(BLIND_{k_1}(m_k, R_k, I_{k1L}, I_{k1R}, \dots, I_{knL}, I_{knR})) \cdot B_4 \\
B_4 &= s_{C_{BO}}(-m) \cdot B_5 \\
B_5 &= s_{C_{BA}}(SIGN_{sk_B}(BLIND_{k_1}(m_k, R_k, I_{k1L}, I_{k1R}, \dots, I_{knL}, I_{knR}))) \cdot B_6 \\
B_6 &= r_{C_{MB}}(SIGN_{sk_B}(m_k, R_k, I_{k1L}, I_{k1R}, \dots, I_{knL}, I_{knR}), I'_{k1L}, I'_{k1R}, \dots, I'_{knL}, I'_{knR}) \cdot B_7 \\
B_7 &= de-sign(SIGN_{sk_B}(m_k, R_k, I_{k1L}, I_{k1R}, \dots, I_{knL}, I_{knR})) \cdot B_8 \\
B_8 &= \{isFresh(R_k) = TRUE\} \cdot s_{C_{BO}}(+m) \cdot B \\
&+ \{isFresh(R_k) = FALSE\} \cdot \{isFresh(I'_{k1L}, I'_{k1R}, \dots, I'_{knL}, I'_{knR}) = TRUE\} \cdot s_{C_{BO}}(\perp_A) \cdot B \\
&+ \{isFresh(R_k) = FALSE\} \cdot \{isFresh(I'_{k1L}, I'_{k1R}, \dots, I'_{knL}, I'_{knR}) = FALSE\} \cdot s_{C_{BO}}(\perp_M) \cdot B
\end{aligned}$$

The merchant's state transitions described by $APTC_G$ are as follows.

$$\begin{aligned}
M &= r_{C_{AM}}(SIGN_{sk_B}(m_k, R_k, I_{k1L}, I_{k1R}, \dots, I_{knL}, I_{knR})) \cdot M_2 \\
M_2 &= s_{C_{MB}}(SIGN_{sk_B}(m_k, R_k, I_{k1L}, I_{k1R}, \dots, I_{knL}, I_{knR}), I'_{k1L}, I'_{k1R}, \dots, I'_{knL}, I'_{knR}) \cdot M
\end{aligned}$$

The sending action and the reading action of the same type data through the same channel can communicate with each other, otherwise, will cause a deadlock δ . We define the following communication functions.

$$\begin{aligned}
&\gamma(r_{C_{AB}}(BLIND_{k_1}(m_1, R_1, I_{11L}, I_{11R}, \dots, I_{1nL}, I_{1nR}), \dots, BLIND_{k_1}(m_n, R_n, I_{1nL}, I_{1nR}, \dots, I_{nnL}, I_{nnR})), \\
&s_{C_{AB}}(BLIND_{k_1}(m_1, R_1, I_{11L}, I_{11R}, \dots, I_{1nL}, I_{1nR}), \dots, BLIND_{k_1}(m_n, R_n, I_{1nL}, I_{1nR}, \dots, I_{nnL}, I_{nnR}))) \\
&\triangleq c_{C_{AB}}(BLIND_{k_1}(m_1, R_1, I_{11L}, I_{11R}, \dots, I_{1nL}, I_{1nR}), \dots, BLIND_{k_1}(m_n, R_n, I_{1nL}, I_{1nR}, \dots, I_{nnL}, I_{nnR})) \\
&\gamma(r_{C_{BA}}(SIGN_{sk_B}(BLIND_{k_1}(m_k, R_k, I_{k1L}, I_{k1R}, \dots, I_{knL}, I_{knR}))), \\
&s_{C_{BA}}(SIGN_{sk_B}(BLIND_{k_1}(m_k, R_k, I_{k1L}, I_{k1R}, \dots, I_{knL}, I_{knR})))) \\
&\triangleq c_{C_{BA}}(SIGN_{sk_B}(BLIND_{k_1}(m_k, R_k, I_{k1L}, I_{k1R}, \dots, I_{knL}, I_{knR}))) \\
&\gamma(r_{C_{MB}}(SIGN_{sk_B}(m_k, R_k, I_{k1L}, I_{k1R}, \dots, I_{knL}, I_{knR}), I'_{k1L}, I'_{k1R}, \dots, I'_{knL}, I'_{knR})), \\
&s_{C_{MB}}(SIGN_{sk_B}(m_k, R_k, I_{k1L}, I_{k1R}, \dots, I_{knL}, I_{knR}), I'_{k1L}, I'_{k1R}, \dots, I'_{knL}, I'_{knR})) \\
&\triangleq c_{C_{MB}}(SIGN_{sk_B}(m_k, R_k, I_{k1L}, I_{k1R}, \dots, I_{knL}, I_{knR}), I'_{k1L}, I'_{k1R}, \dots, I'_{knL}, I'_{knR})) \\
&\gamma(r_{C_{AM}}(SIGN_{sk_B}(m_k, R_k, I_{k1L}, I_{k1R}, \dots, I_{knL}, I_{knR})), \\
&s_{C_{AM}}(SIGN_{sk_B}(m_k, R_k, I_{k1L}, I_{k1R}, \dots, I_{knL}, I_{knR}))) \\
&\triangleq c_{C_{AM}}(SIGN_{sk_B}(m_k, R_k, I_{k1L}, I_{k1R}, \dots, I_{knL}, I_{knR}))
\end{aligned}$$

Let all modules be in parallel, then the protocol $A \parallel B \parallel M$ can be presented by the following process term.

$$\tau_I(\partial_H(\Theta(A \parallel B \parallel M))) = \tau_I(\partial_H(A \parallel B \parallel M))$$

$$\begin{aligned}
\text{where } H &= \{r_{C_{AB}}(BLIND_{k_1}(m_1, R_1, I_{11L}, I_{11R}, \dots, I_{1nL}, I_{1nR}), \dots, \\
&BLIND_{k_1}(m_n, R_n, I_{1nL}, I_{1nR}, \dots, I_{nnL}, I_{nnR})), \\
&s_{C_{AB}}(BLIND_{k_1}(m_1, R_1, I_{11L}, I_{11R}, \dots, I_{1nL}, I_{1nR}), \dots, BLIND_{k_1}(m_n, R_n, I_{1nL}, I_{1nR}, \dots, I_{nnL}, I_{nnR})), \\
&r_{C_{BA}}(SIGN_{sk_B}(BLIND_{k_1}(m_k, R_k, I_{k1L}, I_{k1R}, \dots, I_{knL}, I_{knR}))), \\
&s_{C_{BA}}(SIGN_{sk_B}(BLIND_{k_1}(m_k, R_k, I_{k1L}, I_{k1R}, \dots, I_{knL}, I_{knR}))), \\
&r_{C_{MB}}(SIGN_{sk_B}(m_k, R_k, I_{k1L}, I_{k1R}, \dots, I_{knL}, I_{knR}), I'_{k1L}, I'_{k1R}, \dots, I'_{knL}, I'_{knR}),
\end{aligned}$$

$$\begin{aligned}
& s_{C_{MB}}(SIGN_{sk_B}(m_k, R_k, I_{k1L}, I_{k1R}, \dots, I_{knL}, I_{knR}), I'_{k1L}, I'_{k1R}, \dots, I'_{knL}, I'_{knR}), \\
& r_{C_{AM}}(SIGN_{sk_B}(m_k, R_k, I_{k1L}, I_{k1R}, \dots, I_{knL}, I_{knR})), \\
& s_{C_{AM}}(SIGN_{sk_B}(m_k, R_k, I_{k1L}, I_{k1R}, \dots, I_{knL}, I_{knR})) | D \in \Delta \}, \\
& I = \{c_{C_{AB}}(BLIND_{k_1}(m_1, R_1, I_{11L}, I_{11R}, \dots, I_{1nL}, I_{1nR}), \dots, BLIND_{k_1}(m_n, R_n, I_{n1L}, I_{n1R}, \dots, I_{nnL}, I_{nnR})), \\
& c_{C_{BA}}(SIGN_{sk_B}(BLIND_{k_1}(m_k, R_k, I_{k1L}, I_{k1R}, \dots, I_{knL}, I_{knR}))), \\
& c_{C_{MB}}(SIGN_{sk_B}(m_k, R_k, I_{k1L}, I_{k1R}, \dots, I_{knL}, I_{knR}), I'_{k1L}, I'_{k1R}, \dots, I'_{knL}, I'_{knR}), \\
& c_{C_{AM}}(SIGN_{sk_B}(m_k, R_k, I_{k1L}, I_{k1R}, \dots, I_{knL}, I_{knR})), \\
& blind_{k_1}(m_1, R_1, I_{11L}, I_{11R}, \dots, I_{1nL}, I_{1nR}), \dots, blind_{k_1}(m_n, R_n, I_{n1L}, I_{n1R}, \dots, I_{nnL}, I_{nnR}), \\
& unblind_{k_1}(SIGN_{sk_B}(BLIND_{k_1}(m_k, R_k, I_{k1L}, I_{k1R}, \dots, I_{knL}, I_{knR}))), \\
& unblind_{k_1}(BLIND_{k_1}(m_1, R_1, I_{11L}, I_{11R}, \dots, I_{1nL}, I_{1nR})), \\
& \dots, unblind_{k_1}(BLIND_{k_1}(m_{n-1}, R_{n-1}, I_{n-11L}, I_{n-11R}, \dots, I_{n-1nL}, I_{n-1nR})), \\
& sign_{sk_B}(BLIND_{k_1}(m_k, R_k, I_{k1L}, I_{k1R}, \dots, I_{knL}, I_{knR})), \\
& de-sign(SIGN_{sk_B}(m_k, R_k, I_{k1L}, I_{k1R}, \dots, I_{knL}, I_{knR})), \\
& \{isFresh(R_k) = TRUE\}, \{isFresh(R_k) = FALSE\}, \\
& \{isFresh(I'_{k1L}, I'_{k1R}, \dots, I'_{knL}, I'_{knR}) = TRUE\}, \{isFresh(I'_{k1L}, I'_{k1R}, \dots, I'_{knL}, I'_{knR}) = FALSE\} | D \in \\
& \Delta \}.
\end{aligned}$$

Then we get the following conclusion on the protocol.

Theorem 9.4. *The Digital Cash Protocol 4 in Figure 30 is anonymous, resists replaying, and knowing who exactly.*

Proof. Based on the above state transitions of the above modules, by use of the algebraic laws of APT_C , we can prove that

$$\begin{aligned}
& \tau_I(\partial_H(A \text{ } \bowtie \text{ } B \text{ } \bowtie \text{ } M)) = \sum_{D \in \Delta} (r_{C_{AI}}(D) \cdot s_{C_{BO}}(-m) \cdot (s_{C_{BO}}(+m) + s_{C_{BO}}(\perp_A) + s_{C_{BO}}(\perp_M))) \cdot \\
& \tau_I(\partial_H(A \text{ } \bowtie \text{ } B \text{ } \bowtie \text{ } M)).
\end{aligned}$$

For the details of proof, please refer to section 2.9, and we omit it.

That is, the Digital Cash Protocol 4 in Figure 30 $\tau_I(\partial_H(A \text{ } \bowtie \text{ } B \text{ } \bowtie \text{ } M))$ can exhibit desired external behaviors:

1. The digital cash of Alice $SIGN_{sk_B}(ENC_{pk_B}(m_k))$ is anonymous for the merchant and the bank;
2. The protocol can resist replay attacks, for the use of the random number in each digital cash;
3. The bank know who cheats him when the double spending problem occurs, either the owner of the cash or the merchant. And he knows exactly the identity of the person.

□

10 Analyses of Secure Elections Protocols

Secure elections protocols should be able to prevent cheating and maintain the voter's privacy. An ideal secure election protocol should have the following properties:

1. Legitimacy: only authorized voters can vote;
2. Oneness: no one can vote more than once;
3. Privacy: no one can determine for whom anyone else voted;
4. Non-replicability: no one can duplicate anyone else's vote;
5. Non-changeability: no one can change anyone else's vote;
6. Validness: every voter can make sure that his vote has been taken into account in the final tabulation.

In this chapter, we will introduce seven secure elections protocols in the following sections. In the analyses of these seven protocols, we will mainly analyze the security and privacy properties.

10.1 Secure Elections Protocol 1

The secure elections protocol 1 is shown in Figure 31, which is a basic one to implement the basic voting function. In this protocol, there are a CTF (Central Tabulating Facility), to collect the votes, and four voters: Alice, Bob, Carol and Dave.

The process of the protocol is as follows.

1. Alice receives some voting request D_A from the outside through the channel C_{AI} (the corresponding reading action is denoted $r_{C_{AI}}(D_A)$), she generates the votes v_A , encrypts v_A by CTF's public key pk_T through an action $enc_{pk_T}(v_A)$, and sends it to CTF through the channel C_{AT} (the corresponding sending action is denoted $s_{C_{AT}}(ENC_{pk_T}(v_A))$);
2. Bob receives some voting request D_B from the outside through the channel C_{BI} (the corresponding reading action is denoted $r_{C_{BI}}(D_B)$), he generates the votes v_B , encrypts v_B by CTF's public key pk_T through an action $enc_{pk_T}(v_B)$, and sends it to CTF through the channel C_{BT} (the corresponding sending action is denoted $s_{C_{BT}}(ENC_{pk_T}(v_B))$);
3. Carol receives some voting request D_C from the outside through the channel C_{CI} (the corresponding reading action is denoted $r_{C_{CI}}(D_C)$), he generates the votes v_C , encrypts v_C by CTF's public key pk_T through an action $enc_{pk_T}(v_C)$, and sends it to CTF through the channel C_{CT} (the corresponding sending action is denoted $s_{C_{CT}}(ENC_{pk_T}(v_C))$);
4. Dave receives some voting request D_D from the outside through the channel C_{DI} (the corresponding reading action is denoted $r_{C_{DI}}(D_D)$), he generates the votes v_D , encrypts v_D by CTF's public key pk_T through an action $enc_{pk_T}(v_D)$, and sends it to CTF through the channel C_{DT} (the corresponding sending action is denoted $s_{C_{DT}}(ENC_{pk_T}(v_D))$);

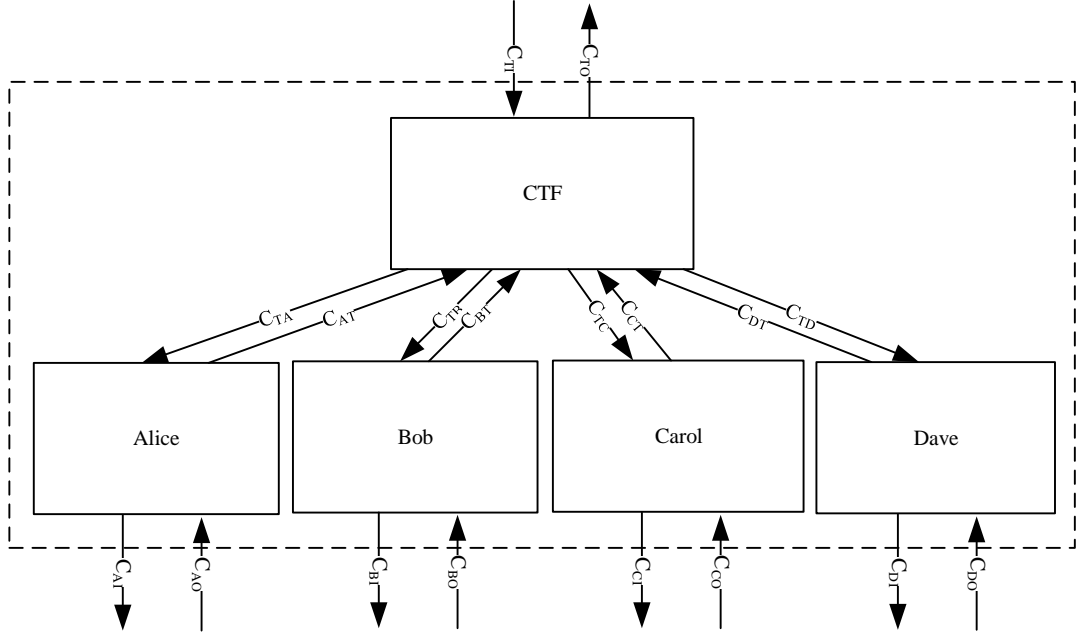


Figure 31: Secure elections protocol 1

5. CTF receives encrypted votes from Alice, Bob, Carol and Dave through the channels C_{AT} , C_{BT} , C_{CT} and C_{DT} (the corresponding reading actions are denoted $r_{C_{AT}}(ENC_{pk_T}(v_A))$, $r_{C_{BT}}(ENC_{pk_T}(v_B))$, $r_{C_{CT}}(ENC_{pk_T}(v_C))$ and $r_{C_{DT}}(ENC_{pk_T}(v_D))$ respectively), decrypts the encrypted votes through actions $dec_{sk_T}(ENC_{pk_T}(v_A))$, $dec_{sk_T}(ENC_{pk_T}(v_B))$, $dec_{sk_T}(ENC_{pk_T}(v_C))$, and $dec_{sk_T}(ENC_{pk_T}(v_D))$ to get v_A , v_B , v_C and v_D , then sends $v_A + v_B + v_C + v_D$ to the outside through the channel C_{TO} (the corresponding sending action is denoted $s_{C_{TO}}(v_A + v_B + v_C + v_D)$).

Where $D_A, D_B, D_C, D_D \in \Delta$, Δ is the set of data.

Alice's state transitions described by $APT C_G$ are as follows.

$$A = \sum_{D_A \in \Delta} r_{C_{AI}}(D_A) \cdot A_2$$

$$A_2 = enc_{pk_T}(v_A) \cdot A_3$$

$$A_3 = s_{C_{AT}}(ENC_{pk_T}(v_A)) \cdot A$$

Bob's state transitions described by $APT C_G$ are as follows.

$$B = \sum_{D_B \in \Delta} r_{C_{BI}}(D_B) \cdot B_2$$

$$B_2 = enc_{pk_T}(v_B) \cdot B_3$$

$$B_3 = s_{C_{BT}}(ENC_{pk_T}(v_B)) \cdot B$$

Carol's state transitions described by $APT C_G$ are as follows.

$$C = \sum_{D_C \in \Delta} r_{C_{CI}}(D_C) \cdot C_2$$

$$C_2 = enc_{pk_T}(v_C) \cdot C_3$$

$$C_3 = s_{C_{CT}}(ENC_{pk_T}(v_C)) \cdot C$$

Dave's state transitions described by $APTC_G$ are as follows.

$$D = \sum_{D_D \in \Delta} r_{C_{DI}}(D_D) \cdot D_2$$

$$D_2 = enc_{pk_T}(v_D) \cdot D_3$$

$$D_3 = s_{C_{DT}}(ENC_{pk_T}(v_D)) \cdot D$$

CTF's state transitions described by $APTC_G$ are as follows.

$$T = r_{C_{AT}}(ENC_{pk_T}(v_A)) \parallel r_{C_{BT}}(ENC_{pk_T}(v_B)) \parallel r_{C_{CT}}(ENC_{pk_T}(v_C)) \parallel r_{C_{DT}}(ENC_{pk_T}(v_D)) \cdot T_2$$

$$T_2 = dec_{sk_T}(ENC_{pk_T}(v_A)) \parallel dec_{sk_T}(ENC_{pk_T}(v_B)) \parallel dec_{sk_T}(ENC_{pk_T}(v_C)) \parallel dec_{sk_T}(ENC_{pk_T}(v_D)) \cdot T_3$$

$$T_3 = s_{C_{TO}}(v_A + v_B + v_C + v_D) \cdot T$$

The sending action and the reading action of the same type data through the same channel can communicate with each other, otherwise, will cause a deadlock δ . We define the following communication functions.

$$\gamma(r_{C_{AT}}(ENC_{pk_T}(v_A)), s_{C_{AT}}(ENC_{pk_T}(v_A))) \triangleq c_{C_{AT}}(ENC_{pk_T}(v_A))$$

$$\gamma(r_{C_{BT}}(ENC_{pk_T}(v_B)), s_{C_{BT}}(ENC_{pk_T}(v_B))) \triangleq c_{C_{BT}}(ENC_{pk_T}(v_B))$$

$$\gamma(r_{C_{CT}}(ENC_{pk_T}(v_C)), s_{C_{CT}}(ENC_{pk_T}(v_C))) \triangleq c_{C_{CT}}(ENC_{pk_T}(v_C))$$

$$\gamma(r_{C_{DT}}(ENC_{pk_T}(v_D)), s_{C_{DT}}(ENC_{pk_T}(v_D))) \triangleq c_{C_{DT}}(ENC_{pk_T}(v_D))$$

Let all modules be in parallel, then the protocol $A \ B \ C \ D \ T$ can be presented by the following process term.

$$\tau_I(\partial_H(\Theta(A \ \& B \ \& C \ \& D \ \& T))) = \tau_I(\partial_H(A \ \& B \ \& C \ \& D \ \& T))$$

where $H = \{r_{C_{AT}}(ENC_{pk_T}(v_A)), s_{C_{AT}}(ENC_{pk_T}(v_A)),$

$r_{C_{BT}}(ENC_{pk_T}(v_B)), s_{C_{BT}}(ENC_{pk_T}(v_B)),$

$r_{C_{CT}}(ENC_{pk_T}(v_C)), s_{C_{CT}}(ENC_{pk_T}(v_C)),$

$r_{C_{DT}}(ENC_{pk_T}(v_D)), s_{C_{DT}}(ENC_{pk_T}(v_D)) | D_A, D_B, D_C, D_D \in \Delta\}$,

$I = \{c_{C_{AT}}(ENC_{pk_T}(v_A)), c_{C_{BT}}(ENC_{pk_T}(v_B)), c_{C_{CT}}(ENC_{pk_T}(v_C)),$

$c_{C_{DT}}(ENC_{pk_T}(v_D)), enc_{pk_T}(v_A), enc_{pk_T}(v_B), enc_{pk_T}(v_C), enc_{pk_T}(v_D),$

$dec_{sk_T}(ENC_{pk_T}(v_A)), dec_{sk_T}(ENC_{pk_T}(v_B)), dec_{sk_T}(ENC_{pk_T}(v_C)),$

$dec_{sk_T}(ENC_{pk_T}(v_D)) | D_A, D_B, D_C, D_D \in \Delta\}$.

Then we get the following conclusion on the protocol.

Theorem 10.1. *The secure elections protocol 1 in Figure 31 is secure, but basic.*

Proof. Based on the above state transitions of the above modules, by use of the algebraic laws of $APTC_G$, we can prove that

$$\tau_I(\partial_H(A \ \& B \ \& C \ \& D \ \& T)) = \sum_{D_A, D_B, D_C, D_D \in \Delta} (r_{C_{AI}}(D_A) \parallel r_{C_{BI}}(D_B) \parallel r_{C_{CI}}(D_C) \parallel r_{C_{DI}}(D_D) \cdot s_{C_{TO}}(v_A + v_B + v_C + v_D)) \cdot \tau_I(\partial_H(A \ \& B \ \& C \ \& D \ \& T)).$$

For the details of proof, please refer to section 2.9, and we omit it.

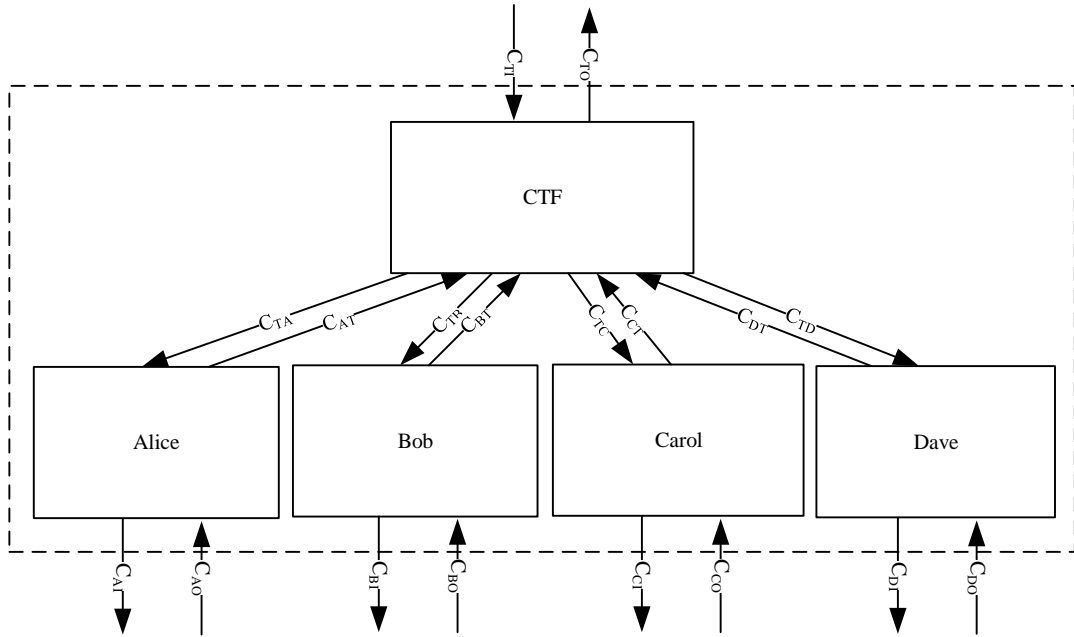


Figure 32: Secure elections protocol 2

That is, the protocol in Figure 31 $\tau_I(\partial_H(A \bowtie B \bowtie C \bowtie D \bowtie T))$ can exhibit desired external behaviors, and is secure. But, for the properties of secure elections protocols:

1. Legitimacy: all voters can vote;
2. Oneness: anyone can vote more than once;
3. Privacy: no one can determine for whom anyone else voted;
4. Non-replicability: CTF can duplicate anyone else's vote;
5. Non-changeability: CTF can change anyone else's vote;
6. Validness: every voter cannot make sure that his vote has been taken into account in the final tabulation.

□

10.2 Secure Elections Protocol 2

The secure elections protocol 2 is shown in Figure 32, which is a improved one based on the secure elections protocol 1 in section 10.1. In this protocol, there are a CTF (Central Tabulating Facility), to check the identity of voters and collect the votes, and four voters: Alice, Bob, Carol and Dave.

The process of the protocol is as follows.

1. Alice receives some voting request D_A from the outside through the channel C_{AI} (the corresponding reading action is denoted $r_{C_{AI}}(D_A)$), she generates the votes v_A , signs v_A by her private key sk_A through an action $sign_{sk_A}(v_A)$, then encrypts it by CTF's public key pk_T through an action $enc_{pk_T}(SIGN_{sk_A}(v_A))$, and sends it to CTF through the channel C_{AT} (the corresponding sending action is denoted $s_{C_{AT}}(ENC_{pk_T}(SIGN_{sk_A}(v_A)))$);
2. Bob receives some voting request D_B from the outside through the channel C_{BI} (the corresponding reading action is denoted $r_{C_{BI}}(D_B)$), he generates the votes v_B , signs v_B by his private key sk_B through an action $sign_{sk_B}(v_B)$, then encrypts it by CTF's public key pk_T through an action $enc_{pk_T}(SIGN_{sk_B}(v_B))$, and sends it to CTF through the channel C_{BT} (the corresponding sending action is denoted $s_{C_{BT}}(ENC_{pk_T}(SIGN_{sk_B}(v_B)))$);
3. Carol receives some voting request D_C from the outside through the channel C_{CI} (the corresponding reading action is denoted $r_{C_{CI}}(D_C)$), he generates the votes v_C , signs v_C by his private key sk_C through an action $sign_{sk_C}(v_C)$, then encrypts it by CTF's public key pk_T through an action $enc_{pk_T}(SIGN_{sk_C}(v_C))$, and sends it to CTF through the channel C_{CT} (the corresponding sending action is denoted $s_{C_{CT}}(ENC_{pk_T}(SIGN_{sk_C}(v_C)))$);
4. Dave receives some voting request D_D from the outside through the channel C_{DI} (the corresponding reading action is denoted $r_{C_{DI}}(D_D)$), he generates the votes v_D , signs v_D by his private key sk_D through an action $sign_{sk_D}(v_D)$, then encrypts it by CTF's public key pk_T through an action $enc_{pk_T}(SIGN_{sk_D}(v_D))$, and sends it to CTF through the channel C_{DT} (the corresponding sending action is denoted $s_{C_{DT}}(ENC_{pk_T}(SIGN_{sk_D}(v_D)))$);
5. CTF receives encrypted votes from Alice, Bob, Carol and Dave through the channels C_{AT} , C_{BT} , C_{CT} and C_{DT} (the corresponding reading actions are denoted $r_{C_{AT}}(ENC_{pk_T}(SIGN_{sk_A}(v_A)))$, $r_{C_{BT}}(ENC_{pk_T}(SIGN_{sk_B}(v_B)))$, $r_{C_{CT}}(ENC_{pk_T}(SIGN_{sk_C}(v_C)))$ and $r_{C_{DT}}(ENC_{pk_T}(SIGN_{sk_D}(v_D)))$ respectively), decrypts the encrypted votes through actions $dec_{sk_T}(ENC_{pk_T}(SIGN_{sk_A}(v_A)))$, $dec_{sk_T}(ENC_{pk_T}(SIGN_{sk_B}(v_B)))$, $dec_{sk_T}(ENC_{pk_T}(SIGN_{sk_C}(v_C)))$, and $dec_{sk_T}(ENC_{pk_T}(SIGN_{sk_D}(v_D)))$, then de-signs them through actions $de-sign_{pk_A}(SIGN_{sk_A}(v_A))$, $de-sign_{pk_B}(SIGN_{sk_B}(v_B))$, $de-sign_{pk_C}(SIGN_{sk_C}(v_C))$, and $de-sign_{pk_D}(SIGN_{sk_D}(v_D))$ to get v_A, v_B, v_C and v_D , then sends $v_A+v_B+v_C+v_D, A, B, C, D$ to the outside through the channel C_{TO} (the corresponding sending action is denoted $s_{C_{TO}}(v_A + v_B + v_C + v_D, A, B, C, D)$).

Where $D_A, D_B, D_C, D_D \in \Delta$, Δ is the set of data.

Alice's state transitions described by $APT C_G$ are as follows.

$$A = \sum_{D_A \in \Delta} r_{C_{AI}}(D_A) \cdot A_2$$

$$A_2 = sign_{sk_A}(v_A) \cdot A_3$$

$$A_3 = enc_{pk_T}(SIGN_{sk_A}(v_A)) \cdot A_4$$

$$A_4 = s_{C_{AT}}(ENC_{pk_T}(SIGN_{sk_A}(v_A))) \cdot A$$

Bob's state transitions described by $APT C_G$ are as follows.

$$B = \sum_{D_B \in \Delta} r_{C_{BI}}(D_B) \cdot B_2$$

$$B_2 = sign_{sk_B}(v_B) \cdot B_3$$

$$B_3 = enc_{pk_T}(SIGN_{sk_B}(v_B)) \cdot B_4$$

$$B_4 = s_{C_{BT}}(ENC_{pk_T}(SIGN_{sk_B}(v_B))) \cdot B$$

Carol's state transitions described by $APTC_G$ are as follows.

$$C = \sum_{D_C \in \Delta} r_{C_{CI}}(D_C) \cdot C_2$$

$$C_2 = sign_{sk_C}(v_C) \cdot C_3$$

$$C_3 = enc_{pk_T}(SIGN_{sk_C}(v_C)) \cdot C_4$$

$$C_4 = s_{C_{CT}}(ENC_{pk_T}(SIGN_{sk_C}(v_C))) \cdot C$$

Dave's state transitions described by $APTC_G$ are as follows.

$$D = \sum_{D_D \in \Delta} r_{C_{DI}}(D_D) \cdot D_2$$

$$D_2 = sign_{sk_D}(v_D) \cdot D_3$$

$$D_3 = enc_{pk_T}(SIGN_{sk_D}(v_D)) \cdot D_4$$

$$D_4 = s_{C_{DT}}(ENC_{pk_T}(SIGN_{sk_D}(v_D))) \cdot D$$

CTF's state transitions described by $APTC_G$ are as follows.

$$T = r_{C_{AT}}(ENC_{pk_T}(SIGN_{sk_A}(v_A))) \parallel r_{C_{BT}}(ENC_{pk_T}(SIGN_{sk_B}(v_B))) \\ \parallel r_{C_{CT}}(ENC_{pk_T}(SIGN_{sk_C}(v_C))) \parallel r_{C_{DT}}(ENC_{pk_T}(SIGN_{sk_D}(v_D))) \cdot T_2$$

$$T_2 = dec_{sk_T}(ENC_{pk_T}(SIGN_{sk_A}(v_A))) \parallel dec_{sk_T}(ENC_{pk_T}(SIGN_{sk_B}(v_B))) \\ \parallel dec_{sk_T}(ENC_{pk_T}(SIGN_{sk_C}(v_C))) \parallel dec_{sk_T}(ENC_{pk_T}(SIGN_{sk_D}(v_D))) \cdot T_3$$

$$T_3 = de-sign_{pk_A}(SIGN_{sk_A}(v_A)) \parallel de-sign_{pk_B}(SIGN_{sk_B}(v_B)) \\ \parallel de-sign_{pk_C}(SIGN_{sk_C}(v_C)) \parallel de-sign_{pk_D}(SIGN_{sk_D}(v_D)) \cdot T_4$$

$$T_4 = s_{C_{TO}}(v_A + v_B + v_C + v_D, A, B, C, D) \cdot T$$

The sending action and the reading action of the same type data through the same channel can communicate with each other, otherwise, will cause a deadlock δ . We define the following communication functions.

$$\gamma(r_{C_{AT}}(ENC_{pk_T}(SIGN_{sk_A}(v_A))), s_{C_{AT}}(ENC_{pk_T}(SIGN_{sk_A}(v_A)))) \\ \triangleq c_{C_{AT}}(ENC_{pk_T}(SIGN_{sk_A}(v_A)))$$

$$\gamma(r_{C_{BT}}(ENC_{pk_T}(SIGN_{sk_B}(v_B))), s_{C_{BT}}(ENC_{pk_T}(SIGN_{sk_B}(v_B)))) \\ \triangleq c_{C_{BT}}(ENC_{pk_T}(SIGN_{sk_B}(v_B)))$$

$$\gamma(r_{C_{CT}}(ENC_{pk_T}(SIGN_{sk_C}(v_C))), s_{C_{CT}}(ENC_{pk_T}(SIGN_{sk_C}(v_C)))) \\ \triangleq c_{C_{CT}}(ENC_{pk_T}(SIGN_{sk_C}(v_C)))$$

$$\gamma(r_{C_{DT}}(ENC_{pk_T}(SIGN_{sk_D}(v_D))), s_{C_{DT}}(ENC_{pk_T}(SIGN_{sk_D}(v_D)))) \\ \triangleq c_{C_{DT}}(ENC_{pk_T}(SIGN_{sk_D}(v_D)))$$

Let all modules be in parallel, then the protocol $A \ B \ C \ D \ T$ can be presented by the following process term.

$$\tau_I(\partial_H(\Theta(A \ \bowtie \ B \ \bowtie \ C \ \bowtie \ D \ \bowtie \ T))) = \tau_I(\partial_H(A \ \bowtie \ B \ \bowtie \ C \ \bowtie \ D \ \bowtie \ T))$$

where $H = \{r_{C_{AT}}(ENC_{pk_T}(SIGN_{sk_A}(v_A))), s_{C_{AT}}(ENC_{pk_T}(SIGN_{sk_A}(v_A))), \\ r_{C_{BT}}(ENC_{pk_T}(SIGN_{sk_B}(v_B))), s_{C_{BT}}(ENC_{pk_T}(SIGN_{sk_B}(v_B))),$

$$\begin{aligned}
& r_{C_{CT}}(ENC_{pk_T}(SIGN_{sk_C}(v_C))), s_{C_{CT}}(ENC_{pk_T}(SIGN_{sk_C}(v_C))), \\
& r_{C_{DT}}(ENC_{pk_T}(SIGN_{sk_D}(v_D))), s_{C_{DT}}(ENC_{pk_T}(SIGN_{sk_D}(v_D))) | D_A, D_B, D_C, D_D \in \Delta \}, \\
I = & \{ c_{C_{AT}}(ENC_{pk_T}(SIGN_{sk_A}(v_A))), c_{C_{BT}}(ENC_{pk_T}(SIGN_{sk_B}(v_B))), \\
& c_{C_{CT}}(ENC_{pk_T}(SIGN_{sk_C}(v_C))), c_{C_{DT}}(ENC_{pk_T}(SIGN_{sk_D}(v_D))), \\
& sign_{sk_A}(v_A), sign_{sk_B}(v_B), sign_{sk_C}(v_C), sign_{sk_D}(v_D), \\
& enc_{pk_T}(SIGN_{sk_A}(v_A)), enc_{pk_T}(SIGN_{sk_B}(v_B)), enc_{pk_T}(SIGN_{sk_C}(v_C)), \\
& enc_{pk_T}(SIGN_{sk_D}(v_D)), dec_{sk_T}(ENC_{pk_T}(SIGN_{sk_A}(v_A))), \\
& dec_{sk_T}(ENC_{pk_T}(SIGN_{sk_B}(v_B))), dec_{sk_T}(ENC_{pk_T}(SIGN_{sk_C}(v_C))), \\
& dec_{sk_T}(ENC_{pk_T}(SIGN_{sk_D}(v_D))), de-sign_{pk_A}(SIGN_{sk_A}(v_A)), \\
& de-sign_{pk_B}(SIGN_{sk_B}(v_B)), de-sign_{pk_C}(SIGN_{sk_C}(v_C)), \\
& de-sign_{pk_D}(SIGN_{sk_D}(v_D)) | D_A, D_B, D_C, D_D \in \Delta \}.
\end{aligned}$$

Then we get the following conclusion on the protocol.

Theorem 10.2. *The secure elections protocol 2 in Figure 32 is improved based on the secure elections protocol 1.*

Proof. Based on the above state transitions of the above modules, by use of the algebraic laws of $APTC_G$, we can prove that

$$\tau_I(\partial_H(A \bowtie B \bowtie C \bowtie D \bowtie T)) = \sum_{D_A, D_B, D_C, D_D \in \Delta} (r_{C_{AI}}(D_A) \parallel r_{C_{BI}}(D_B) \parallel r_{C_{CI}}(D_C) \parallel r_{C_{DI}}(D_D) \cdot s_{C_{TO}}(v_A + v_B + v_C + v_D, A, B, C, D)) \cdot \tau_I(\partial_H(A \bowtie B \bowtie C \bowtie D \bowtie T)).$$

For the details of proof, please refer to section 2.9, and we omit it.

That is, the protocol in Figure 32 $\tau_I(\partial_H(A \bowtie B \bowtie C \bowtie D \bowtie T))$ can exhibit desired external behaviors, and is secure. But, for the properties of secure elections protocols:

1. Legitimacy: only authorized voters can vote;
2. Oneness: no one can vote more than once;
3. Privacy: CTF can determine for whom anyone else voted;
4. Non-replicability: CTF can duplicate anyone else's vote;
5. Non-changeability: CTF can change anyone else's vote;
6. Validness: every voter cannot make sure that his vote has been taken into account in the final tabulation.

□

10.3 Secure Elections Protocol 3

The secure elections protocol 3 is shown in Figure 33, which is a improved one based on the secure elections protocol 2 in section 10.2. In this protocol, there are a CTF (Central Tabulating Facility), to check the identity of voters and collect the votes, and four voters: Alice, Bob, Carol and Dave.

The process of the protocol is as follows.

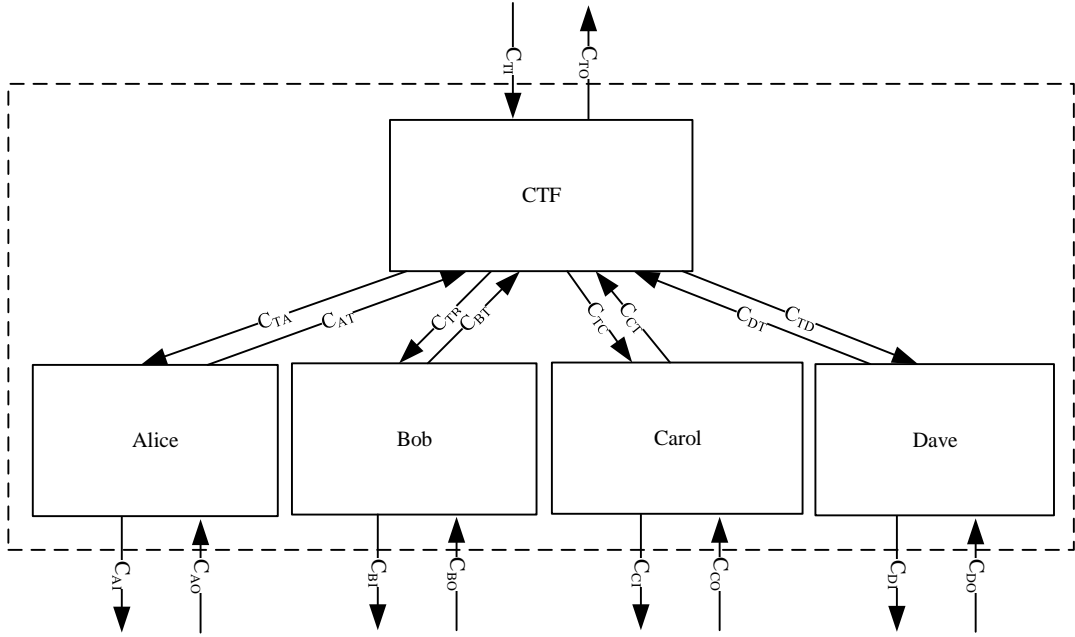


Figure 33: Secure elections protocol 3

1. Alice receives some voting request D_A from the outside through the channel C_{AI} (the corresponding reading action is denoted $r_{C_{AI}}(D_A)$), she generates a message containing all possible voting results V_A and a random number R_A , blinds this message through an action $blind_{k_A}(V_A, R_A)$, totally there are 10 such messages are generated, then she sends these 10 messages to CTF through the channel C_{AT} (the corresponding sending action is denoted $s_{C_{AT}}(10 \times BLIND_{k_A}(V_A, R_A), k_A, A)$);
2. Bob receives some voting request D_B from the outside through the channel C_{BI} (the corresponding reading action is denoted $r_{C_{BI}}(D_B)$), he generates a message containing all possible voting results V_B and a random number R_B , blinds this message through an action $blind_{k_B}(V_B, R_B)$, totally there are 10 such messages are generated, then she sends these 10 messages to CTF through the channel C_{BT} (the corresponding sending action is denoted $s_{C_{BT}}(10 \times BLIND_{k_B}(V_B, R_B), k_B, B)$);
3. Carol receives some voting request D_C from the outside through the channel C_{CI} (the corresponding reading action is denoted $r_{C_{CI}}(D_C)$), he generates a message containing all possible voting results V_C and a random number R_C , blinds this message through an action $blind_{k_C}(V_C, R_C)$, totally there are 10 such messages are generated, then she sends these 10 messages to CTF through the channel C_{CT} (the corresponding sending action is denoted $s_{C_{CT}}(10 \times BLIND_{k_C}(V_C, R_C), k_C, C)$);
4. Dave receives some voting request D_D from the outside through the channel C_{DI} (the corresponding reading action is denoted $r_{C_{DI}}(D_D)$), he generates a message containing all possible voting results V_D and a random number R_D , blinds this message through an

action $blind_{k_D}(V_D, R_D)$, totally there are 10 such messages are generated, then she sends these 10 messages to CTF through the channel C_{DT} (the corresponding sending action is denoted $s_{C_{DT}}(10 \times BLIND_{k_D}(V_D, R_D), k_D, D)$);

5. CTF receives the messages from Alice, Bob, Carol and Dave through the channels C_{AT} , C_{BT} , C_{CT} and C_{DT} (the corresponding reading actions are denoted $r_{C_{AT}}(10 \times BLIND_{k_A}(V_A, R_A), k_A, A)$, $s_{C_{BT}}(10 \times BLIND_{k_B}(V_B, R_B), k_B, B)$, $s_{C_{CT}}(10 \times BLIND_{k_C}(V_C, R_C), k_C, C)$, and $s_{C_{DT}}(10 \times BLIND_{k_D}(V_D, R_D), k_D, D)$ respectively), he checks the names of Alice, Bob, Carol and Dave to make sure that they submit the blinded messages in the first time and stores the their names through the actions $check(A)$, $check(B)$, $check(C)$ and $check(D)$, then he unblinds randomly their 9 sets of messages to make sure that they are formed correctly through the actions $9 \times unblind_{k_A}(BLIND_{k_A}(V_A, R_A))$, $9 \times unblind_{k_B}(BLIND_{k_B}(V_B, R_B))$, $9 \times unblind_{k_C}(BLIND_{k_C}(V_C, R_C))$, and $9 \times unblind_{k_D}(BLIND_{k_D}(V_D, R_D))$. Then he signs their left message through the actions $sign_{sk_T}(BLIND_{k_A}(V_A, R_A))$, $sign_{sk_T}(BLIND_{k_B}(V_B, R_B))$, $sign_{sk_T}(BLIND_{k_C}(V_C, R_C))$, and $sign_{sk_T}(BLIND_{k_D}(V_D, R_D))$, and sends them to Alice, Bob, Carol and Dave through the channels C_{TA} , C_{TB} , C_{TC} and C_{TD} (the corresponding sending actions is denoted $s_{C_{TA}}(SIGN_{sk_T}(BLIND_{k_A}(V_A, R_A)))$, $s_{C_{TB}}(SIGN_{sk_T}(BLIND_{k_B}(V_B, R_B)))$, $s_{C_{TC}}(SIGN_{sk_T}(BLIND_{k_C}(V_C, R_C)))$, and $s_{C_{TD}}(SIGN_{sk_T}(BLIND_{k_D}(V_D, R_D)))$);
6. Alice receives the signed message from CTF through the channel C_{TA} (the corresponding reading action is denoted $r_{C_{TA}}(SIGN_{sk_T}(BLIND_{k_A}(V_A, R_A)))$, she unblinds the message through the action $unblind_{k_A}(SIGN_{sk_T}(BLIND_{k_A}(V_A, R_A)))$, selects her vote v_A from V_A , encrypts the vote through an action $enc_{pk_T}(SIGN_{sk_T}(v_A, R_A))$, and sends her encrypted vote to CTF through the channel C_{AT} (the corresponding sending action is denoted $s_{C_{AT}}(ENC_{pk_T}(SIGN_{sk_T}(v_A, R_A)))$);
7. Bob receives the signed message from CTF through the channel C_{TB} (the corresponding reading action is denoted $r_{C_{TB}}(SIGN_{sk_T}(BLIND_{k_B}(V_B, R_B)))$, he unblinds the message through the action $unblind_{k_B}(SIGN_{sk_T}(BLIND_{k_B}(V_B, R_B)))$, selects his vote v_B from V_B , encrypts the vote through an action $enc_{pk_T}(SIGN_{sk_T}(v_B, R_B))$, and sends his encrypted vote to CTF through the channel C_{BT} (the corresponding sending action is denoted $s_{C_{BT}}(ENC_{pk_T}(SIGN_{sk_T}(v_B, R_B)))$);
8. Carol receives the signed message from CTF through the channel C_{TC} (the corresponding reading action is denoted $r_{C_{TC}}(SIGN_{sk_T}(BLIND_{k_C}(V_C, R_C)))$, he unblinds the message through the action $unblind_{k_C}(SIGN_{sk_T}(BLIND_{k_C}(V_C, R_C)))$, selects his vote v_C from V_C , encrypts the vote through an action $enc_{pk_T}(SIGN_{sk_T}(v_C, R_C))$, and sends his encrypted vote to CTF through the channel C_{CT} (the corresponding sending action is denoted $s_{C_{CT}}(ENC_{pk_T}(SIGN_{sk_T}(v_C, R_C)))$);
9. Dave receives the signed message from CTF through the channel C_{TD} (the corresponding reading action is denoted $r_{C_{TD}}(SIGN_{sk_T}(BLIND_{k_D}(V_D, R_D)))$, he unblinds the message through the action $unblind_{k_D}(SIGN_{sk_T}(BLIND_{k_D}(V_D, R_D)))$, selects his vote v_D from V_D , encrypts the vote through an action $enc_{pk_T}(SIGN_{sk_T}(v_D, R_D))$, and sends his encrypted vote to CTF through the channel C_{DT} (the corresponding sending action is denoted $s_{C_{DT}}(ENC_{pk_T}(SIGN_{sk_T}(v_D, R_D)))$);

10. CTF receives the votes from Alice, Bob, Carol and Dave through the channels C_{AT} , C_{BT} , C_{CT} and C_{DT} (the corresponding reading actions are denoted $r_{C_{AT}}(ENC_{pk_T}(SIGN_{sk_T}(v_A, R_A)))$, $r_{C_{BT}}(ENC_{pk_T}(SIGN_{sk_T}(v_B, R_B)))$, $r_{C_{CT}}(ENC_{pk_T}(SIGN_{sk_T}(v_C, R_C)))$, and $r_{C_{DT}}(ENC_{pk_T}(SIGN_{sk_T}(v_D, R_D)))$ respectively), he decrypts and de-signs these votes through the actions $dec_{sk_T}(ENC_{pk_T}(SIGN_{sk_T}(v_A, R_A)))$, $dec_{sk_T}(ENC_{pk_T}(SIGN_{sk_T}(v_B, R_B)))$, $dec_{sk_T}(ENC_{pk_T}(SIGN_{sk_T}(v_C, R_C)))$, $dec_{sk_T}(ENC_{pk_T}(SIGN_{sk_T}(v_D, R_D)))$ and $de-sign_{pk_T}(SIGN_{sk_T}(v_A, R_A))$, $de-sign_{pk_T}(SIGN_{sk_T}(v_B, R_B))$, $de-sign_{pk_T}(SIGN_{sk_T}(v_C, R_C))$, $de-sign_{pk_T}(SIGN_{sk_T}(v_D, R_D))$. If $isFresh(R_A) = TRUE$, he tabulates v_A through an action $tab(v_A)$, else $tab(0)$; if $isFresh(R_B) = TRUE$, he tabulates v_B through an action $tab(v_B)$, else $tab(0)$; if $isFresh(R_C) = TRUE$, he tabulates v_C through an action $tab(v_C)$, else $tab(0)$; if $isFresh(R_D) = TRUE$, he tabulates v_D through an action $tab(v_D)$, else $tab(0)$. Finally, he sends the voting results TAB to the outside through the channel C_{TO} (the corresponding sending action is denoted $s_{C_{TO}}(TAB)$).

Where $D_A, D_B, D_C, D_D \in \Delta$, Δ is the set of data.

Alice's state transitions described by $APTC_G$ are as follows.

$$\begin{aligned}
A &= \sum_{D_A \in \Delta} r_{C_{AI}}(D_A) \cdot A_2 \\
A_2 &= blind_{k_A}(V_A, R_A) \cdot A_3 \\
A_3 &= s_{C_{AT}}(10 \times BLIND_{k_A}(V_A, R_A), k_A, A) \cdot A_4 \\
A_4 &= r_{C_{TA}}(SIGN_{sk_T}(BLIND_{k_A}(V_A, R_A))) \cdot A_5 \\
A_5 &= unblind_{k_A}(SIGN_{sk_T}(BLIND_{k_A}(V_A, R_A))) \cdot A_6 \\
A_6 &= enc_{pk_T}(SIGN_{sk_T}(v_A, R_A)) \cdot A_7 \\
A_7 &= s_{C_{AT}}(ENC_{pk_T}(SIGN_{sk_T}(v_A, R_A))) \cdot A
\end{aligned}$$

Bob's state transitions described by $APTC_G$ are as follows.

$$\begin{aligned}
B &= \sum_{D_B \in \Delta} r_{C_{BI}}(D_B) \cdot B_2 \\
B_2 &= blind_{k_B}(V_B, R_B) \cdot B_3 \\
B_3 &= s_{C_{BT}}(10 \times BLIND_{k_B}(V_B, R_B), k_B, B) \cdot B_4 \\
B_4 &= r_{C_{TB}}(SIGN_{sk_T}(BLIND_{k_B}(V_B, R_B))) \cdot B_5 \\
B_5 &= unblind_{k_B}(SIGN_{sk_T}(BLIND_{k_B}(V_B, R_B))) \cdot B_6 \\
B_6 &= enc_{pk_T}(SIGN_{sk_T}(v_B, R_B)) \cdot B_7 \\
B_7 &= s_{C_{BT}}(ENC_{pk_T}(SIGN_{sk_T}(v_B, R_B))) \cdot B
\end{aligned}$$

Carol's state transitions described by $APTC_G$ are as follows.

$$\begin{aligned}
C &= \sum_{D_C \in \Delta} r_{C_{CI}}(D_C) \cdot C_2 \\
C_2 &= blind_{k_C}(V_C, R_C) \cdot C_3 \\
C_3 &= s_{C_{CT}}(10 \times BLIND_{k_C}(V_C, R_C), k_C, C) \cdot C_4 \\
C_4 &= r_{C_{TC}}(SIGN_{sk_T}(BLIND_{k_C}(V_C, R_C))) \cdot C_5 \\
C_5 &= unblind_{k_C}(SIGN_{sk_T}(BLIND_{k_C}(V_C, R_C))) \cdot C_6 \\
C_6 &= enc_{pk_T}(SIGN_{sk_T}(v_C, R_C)) \cdot C_7
\end{aligned}$$

$$C_7 = s_{C_{CT}}(ENC_{pk_T}(SIGN_{sk_T}(v_C, R_C))) \cdot C$$

Dave's state transitions described by $APTC_G$ are as follows.

$$D = \sum_{D_D \in \Delta} r_{C_{DI}}(D_D) \cdot D_2$$

$$D_2 = blind_{k_D}(V_D, R_D) \cdot D_3$$

$$D_3 = s_{C_{DT}}(10 \times BLIND_{k_D}(V_D, R_D), k_D, D) \cdot D_4$$

$$D_4 = r_{C_{TD}}(SIGN_{sk_T}(BLIND_{k_D}(V_D, R_D))) \cdot D_5$$

$$D_5 = unblind_{k_D}(SIGN_{sk_T}(BLIND_{k_D}(V_D, R_D))) \cdot D_6$$

$$D_6 = enc_{pk_T}(SIGN_{sk_T}(v_D, R_D)) \cdot D_7$$

$$D_7 = s_{C_{DT}}(ENC_{pk_T}(SIGN_{sk_T}(v_D, R_D))) \cdot D$$

CTF's state transitions described by $APTC_G$ are as follows.

$$T = r_{C_{AT}}(10 \times BLIND_{k_A}(V_A, R_A), k_A, A) \parallel s_{C_{BT}}(10 \times BLIND_{k_B}(V_B, R_B), k_B, B) \\ \parallel s_{C_{CT}}(10 \times BLIND_{k_C}(V_C, R_C), k_C, C) \parallel s_{C_{DT}}(10 \times BLIND_{k_D}(V_D, R_D), k_D, D) \cdot T_2$$

$$T_2 = check(A) \parallel check(B) \parallel check(C) \parallel check(D) \cdot T_3$$

$$T_3 = 9 \times unblind_{k_A}(BLIND_{k_A}(V_A, R_A)) \parallel 9 \times unblind_{k_B}(BLIND_{k_B}(V_B, R_B)) \\ \parallel 9 \times unblind_{k_C}(BLIND_{k_C}(V_C, R_C)) \parallel 9 \times unblind_{k_D}(BLIND_{k_D}(V_D, R_D)) \cdot T_4$$

$$T_4 = sign_{sk_T}(BLIND_{k_A}(V_A, R_A)) \parallel sign_{sk_T}(BLIND_{k_B}(V_B, R_B)) \\ \parallel sign_{sk_T}(BLIND_{k_C}(V_C, R_C)) \parallel sign_{sk_T}(BLIND_{k_D}(V_D, R_D)) \cdot T_5$$

$$T_5 = s_{C_{TA}}(SIGN_{sk_T}(BLIND_{k_A}(V_A, R_A))) \parallel s_{C_{TB}}(SIGN_{sk_T}(BLIND_{k_B}(V_B, R_B))) \\ \parallel s_{C_{TC}}(SIGN_{sk_T}(BLIND_{k_C}(V_C, R_C))) \parallel s_{C_{TD}}(SIGN_{sk_T}(BLIND_{k_D}(V_D, R_D))) \cdot T_6$$

$$T_6 = r_{C_{AT}}(ENC_{pk_T}(SIGN_{sk_T}(v_A, R_A))) \parallel r_{C_{BT}}(ENC_{pk_T}(SIGN_{sk_T}(v_B, R_B))) \\ \parallel r_{C_{CT}}(ENC_{pk_T}(SIGN_{sk_T}(v_C, R_C))) \parallel r_{C_{DT}}(ENC_{pk_T}(SIGN_{sk_T}(v_D, R_D))) \cdot T_7$$

$$T_7 = dec_{sk_T}(ENC_{pk_T}(SIGN_{sk_T}(v_A, R_A))) \parallel dec_{sk_T}(ENC_{pk_T}(SIGN_{sk_T}(v_B, R_B))) \\ \parallel dec_{sk_T}(ENC_{pk_T}(SIGN_{sk_T}(v_C, R_C))) \parallel dec_{sk_T}(ENC_{pk_T}(SIGN_{sk_T}(v_D, R_D))) \cdot T_8$$

$$T_8 = de-sign_{pk_T}(SIGN_{sk_T}(v_A, R_A)) \parallel de-sign_{pk_T}(SIGN_{sk_T}(v_B, R_B)) \\ \parallel de-sign_{pk_T}(SIGN_{sk_T}(v_C, R_C)) \parallel de-sign_{pk_T}(SIGN_{sk_T}(v_D, R_D)) \cdot T_9$$

$$T_9 = ((\{isFresh(R_A) = TRUE\} \cdot tab(v_A) + \{isFresh(R_A) = FALSE\} \cdot tab(0)) \\ \parallel (\{isFresh(R_B) = TRUE\} \cdot tab(v_B) + \{isFresh(R_B) = FALSE\} \cdot tab(0)) \\ \parallel (\{isFresh(R_C) = TRUE\} \cdot tab(v_C) + \{isFresh(R_C) = FALSE\} \cdot tab(0)) \\ \parallel (\{isFresh(R_D) = TRUE\} \cdot tab(v_D) + \{isFresh(R_D) = FALSE\} \cdot tab(0))) \cdot T_{10}$$

$$T_{10} = s_{C_{TO}}(TAB) \cdot T$$

The sending action and the reading action of the same type data through the same channel can communicate with each other, otherwise, will cause a deadlock δ . We define the following communication functions.

$$\gamma(r_{C_{AT}}(10 \times BLIND_{k_A}(V_A, R_A), k_A, A), s_{C_{AT}}(10 \times BLIND_{k_A}(V_A, R_A), k_A, A)) \\ \triangleq c_{C_{AT}}(10 \times BLIND_{k_A}(V_A, R_A), k_A, A)$$

$$\gamma(r_{C_{TA}}(SIGN_{sk_T}(BLIND_{k_A}(V_A, R_A))), s_{C_{TA}}(SIGN_{sk_T}(BLIND_{k_A}(V_A, R_A)))) \\ \triangleq c_{C_{TA}}(SIGN_{sk_T}(BLIND_{k_A}(V_A, R_A)))$$

$$\gamma(r_{C_{AT}}(ENC_{pk_T}(SIGN_{sk_T}(v_A, R_A))), s_{C_{AT}}(ENC_{pk_T}(SIGN_{sk_T}(v_A, R_A)))) \\ \triangleq c_{C_{AT}}(ENC_{pk_T}(SIGN_{sk_T}(v_A, R_A)))$$

$$\begin{aligned} & \gamma(r_{C_{BT}}(10 \times BLIND_{k_B}(V_B, R_B), k_B, B), s_{C_{BT}}(10 \times BLIND_{k_B}(V_B, R_B), k_B, B)) \\ & \triangleq c_{C_{BT}}(10 \times BLIND_{k_B}(V_B, R_B), k_B, B) \end{aligned}$$

$$\begin{aligned} & \gamma(r_{C_{TB}}(SIGN_{sk_T}(BLIND_{k_B}(V_B, R_B))), s_{C_{TB}}(SIGN_{sk_T}(BLIND_{k_B}(V_B, R_B)))) \\ & \triangleq c_{C_{TB}}(SIGN_{sk_T}(BLIND_{k_B}(V_B, R_B))) \end{aligned}$$

$$\begin{aligned} & \gamma(r_{C_{BT}}(ENC_{pk_T}(SIGN_{sk_T}(v_B, R_B))), s_{C_{BT}}(ENC_{pk_T}(SIGN_{sk_T}(v_B, R_B)))) \\ & \triangleq c_{C_{BT}}(ENC_{pk_T}(SIGN_{sk_T}(v_B, R_B))) \end{aligned}$$

$$\begin{aligned} & \gamma(r_{C_{CT}}(10 \times BLIND_{k_C}(V_C, R_C), k_C, C), s_{C_{CT}}(10 \times BLIND_{k_C}(V_C, R_C), k_C, C)) \\ & \triangleq c_{C_{CT}}(10 \times BLIND_{k_C}(V_C, R_C), k_C, C) \end{aligned}$$

$$\begin{aligned} & \gamma(r_{C_{TC}}(SIGN_{sk_T}(BLIND_{k_C}(V_C, R_C))), s_{C_{TC}}(SIGN_{sk_T}(BLIND_{k_C}(V_C, R_C)))) \\ & \triangleq c_{C_{TC}}(SIGN_{sk_T}(BLIND_{k_C}(V_C, R_C))) \end{aligned}$$

$$\begin{aligned} & \gamma(r_{C_{CT}}(ENC_{pk_T}(SIGN_{sk_T}(v_C, R_C))), s_{C_{CT}}(ENC_{pk_T}(SIGN_{sk_T}(v_C, R_C)))) \\ & \triangleq c_{C_{CT}}(ENC_{pk_T}(SIGN_{sk_T}(v_C, R_C))) \end{aligned}$$

$$\begin{aligned} & \gamma(r_{C_{DT}}(10 \times BLIND_{k_D}(V_D, R_D), k_D, D), s_{C_{DT}}(10 \times BLIND_{k_D}(V_D, R_D), k_D, D)) \\ & \triangleq c_{C_{DT}}(10 \times BLIND_{k_D}(V_D, R_D), k_D, D) \end{aligned}$$

$$\begin{aligned} & \gamma(r_{C_{TD}}(SIGN_{sk_T}(BLIND_{k_D}(V_D, R_D))), s_{C_{TD}}(SIGN_{sk_T}(BLIND_{k_D}(V_D, R_D)))) \\ & \triangleq c_{C_{TD}}(SIGN_{sk_T}(BLIND_{k_D}(V_D, R_D))) \end{aligned}$$

$$\begin{aligned} & \gamma(r_{C_{DT}}(ENC_{pk_T}(SIGN_{sk_T}(v_D, R_D))), s_{C_{DT}}(ENC_{pk_T}(SIGN_{sk_T}(v_D, R_D)))) \\ & \triangleq c_{C_{DT}}(ENC_{pk_T}(SIGN_{sk_T}(v_D, R_D))) \end{aligned}$$

Let all modules be in parallel, then the protocol $A \ B \ C \ D \ T$ can be presented by the following process term.

$$\tau_I(\partial_H(\Theta(A \ \checkmark \ B \ \checkmark \ C \ \checkmark \ D \ \checkmark \ T))) = \tau_I(\partial_H(A \ \checkmark \ B \ \checkmark \ C \ \checkmark \ D \ \checkmark \ T))$$

where $H = \{r_{C_{AT}}(10 \times BLIND_{k_A}(V_A, R_A), k_A, A), s_{C_{AT}}(10 \times BLIND_{k_A}(V_A, R_A), k_A, A),$
 $r_{C_{TA}}(SIGN_{sk_T}(BLIND_{k_A}(V_A, R_A))), s_{C_{TA}}(SIGN_{sk_T}(BLIND_{k_A}(V_A, R_A))),$
 $r_{C_{AT}}(ENC_{pk_T}(SIGN_{sk_T}(v_A, R_A))), s_{C_{AT}}(ENC_{pk_T}(SIGN_{sk_T}(v_A, R_A))),$
 $r_{C_{BT}}(10 \times BLIND_{k_B}(V_B, R_B), k_B, B), s_{C_{BT}}(10 \times BLIND_{k_B}(V_B, R_B), k_B, B),$
 $r_{C_{TB}}(SIGN_{sk_T}(BLIND_{k_B}(V_B, R_B))), s_{C_{TB}}(SIGN_{sk_T}(BLIND_{k_B}(V_B, R_B))),$
 $r_{C_{BT}}(ENC_{pk_T}(SIGN_{sk_T}(v_B, R_B))), s_{C_{BT}}(ENC_{pk_T}(SIGN_{sk_T}(v_B, R_B))),$
 $r_{C_{CT}}(10 \times BLIND_{k_C}(V_C, R_C), k_C, C), s_{C_{CT}}(10 \times BLIND_{k_C}(V_C, R_C), k_C, C),$
 $r_{C_{TC}}(SIGN_{sk_T}(BLIND_{k_C}(V_C, R_C))), s_{C_{TC}}(SIGN_{sk_T}(BLIND_{k_C}(V_C, R_C))),$
 $r_{C_{CT}}(ENC_{pk_T}(SIGN_{sk_T}(v_C, R_C))), s_{C_{CT}}(ENC_{pk_T}(SIGN_{sk_T}(v_C, R_C))),$
 $r_{C_{DT}}(10 \times BLIND_{k_D}(V_D, R_D), k_D, D), s_{C_{DT}}(10 \times BLIND_{k_D}(V_D, R_D), k_D, D),$
 $r_{C_{TD}}(SIGN_{sk_T}(BLIND_{k_D}(V_D, R_D))), s_{C_{TD}}(SIGN_{sk_T}(BLIND_{k_D}(V_D, R_D))),$
 $r_{C_{DT}}(ENC_{pk_T}(SIGN_{sk_T}(v_D, R_D))), s_{C_{DT}}(ENC_{pk_T}(SIGN_{sk_T}(v_D, R_D))) | D_A, D_B, D_C, D_D \in \Delta\},$

$I = \{c_{C_{AT}}(10 \times BLIND_{k_A}(V_A, R_A), k_A, A), c_{C_{TA}}(SIGN_{sk_T}(BLIND_{k_A}(V_A, R_A))),$
 $c_{C_{AT}}(ENC_{pk_T}(SIGN_{sk_T}(v_A, R_A))), c_{C_{BT}}(10 \times BLIND_{k_B}(V_B, R_B), k_B, B),$
 $c_{C_{TB}}(SIGN_{sk_T}(BLIND_{k_B}(V_B, R_B))), c_{C_{BT}}(ENC_{pk_T}(SIGN_{sk_T}(v_B, R_B))),$
 $c_{C_{CT}}(10 \times BLIND_{k_C}(V_C, R_C), k_C, C), c_{C_{TC}}(SIGN_{sk_T}(BLIND_{k_C}(V_C, R_C))),$
 $c_{C_{CT}}(ENC_{pk_T}(SIGN_{sk_T}(v_C, R_C))), c_{C_{DT}}(10 \times BLIND_{k_D}(V_D, R_D), k_D, D),$
 $c_{C_{TD}}(SIGN_{sk_T}(BLIND_{k_D}(V_D, R_D))), c_{C_{DT}}(ENC_{pk_T}(SIGN_{sk_T}(v_D, R_D))),$
 $blind_{k_A}(V_A, R_A), blind_{k_B}(V_B, R_B), blind_{k_C}(V_C, R_C), blind_{k_D}(V_D, R_D),$
 $unblind_{k_A}(SIGN_{sk_T}(BLIND_{k_A}(V_A, R_A))), unblind_{k_B}(SIGN_{sk_T}(BLIND_{k_B}(V_B, R_B))),$

$$\begin{aligned}
& unblind_{k_C}(SIGN_{sk_T}(BLIND_{k_C}(V_C, R_C))), unblind_{k_D}(SIGN_{sk_T}(BLIND_{k_D}(V_D, R_D))), \\
& enc_{pk_T}(SIGN_{sk_T}(v_A, R_A)), enc_{pk_T}(SIGN_{sk_T}(v_B, R_B)), enc_{pk_T}(SIGN_{sk_T}(v_C, R_C)), \\
& enc_{pk_T}(SIGN_{sk_T}(v_D, R_D)), check(A), check(B), check(C), check(D), \\
& 9 \times unblind_{k_A}(BLIND_{k_A}(V_A, R_A)), 9 \times unblind_{k_B}(BLIND_{k_B}(V_B, R_B)), \\
& 9 \times unblind_{k_C}(BLIND_{k_C}(V_C, R_C)), 9 \times unblind_{k_D}(BLIND_{k_D}(V_D, R_D)), \\
& sign_{sk_T}(BLIND_{k_A}(V_A, R_A)), sign_{sk_T}(BLIND_{k_B}(V_B, R_B)), \\
& sign_{sk_T}(BLIND_{k_C}(V_C, R_C)), sign_{sk_T}(BLIND_{k_D}(V_D, R_D)), \\
& dec_{sk_T}(ENC_{pk_T}(SIGN_{sk_T}(v_A, R_A))), dec_{sk_T}(ENC_{pk_T}(SIGN_{sk_T}(v_B, R_B))), \\
& dec_{sk_T}(ENC_{pk_T}(SIGN_{sk_T}(v_C, R_C))), dec_{sk_T}(ENC_{pk_T}(SIGN_{sk_T}(v_D, R_D))), \\
& de-sign_{pk_T}(SIGN_{sk_T}(v_A, R_A)), de-sign_{pk_T}(SIGN_{sk_T}(v_B, R_B)), \\
& de-sign_{pk_T}(SIGN_{sk_T}(v_C, R_C)), de-sign_{pk_T}(SIGN_{sk_T}(v_D, R_D)), \\
& \{isFresh(R_A) = TRUE\}, tab(v_A), \{isFresh(R_A) = FALSE\}, tab(0), \\
& \{isFresh(R_B) = TRUE\}, tab(v_B), \{isFresh(R_B) = FALSE\}, \\
& \{isFresh(R_C) = TRUE\}, tab(v_C), \{isFresh(R_C) = FALSE\}, \\
& \{isFresh(R_D) = TRUE\}, tab(v_D), \{isFresh(R_D) = FALSE\} | D_A, D_B, D_C, D_D \in \Delta.
\end{aligned}$$

Then we get the following conclusion on the protocol.

Theorem 10.3. *The secure elections protocol 3 in Figure 33 is improved based on the secure elections protocol 2.*

Proof. Based on the above state transitions of the above modules, by use of the algebraic laws of APT_{CG} , we can prove that

$$\tau_I(\partial_H(A \text{ } \bowtie \text{ } B \text{ } \bowtie \text{ } C \text{ } \bowtie \text{ } D \text{ } \bowtie \text{ } T)) = \sum_{D_A, D_B, D_C, D_D \in \Delta} (r_{C_{AI}}(D_A) \parallel r_{C_{BI}}(D_B) \parallel r_{C_{CI}}(D_C) \parallel r_{C_{DI}}(D_D)) \cdot s_{CTO}(TAB) \cdot \tau_I(\partial_H(A \text{ } \bowtie \text{ } B \text{ } \bowtie \text{ } C \text{ } \bowtie \text{ } D \text{ } \bowtie \text{ } T)).$$

For the details of proof, please refer to section 2.9, and we omit it.

That is, the protocol in Figure 33 $\tau_I(\partial_H(A \text{ } \bowtie \text{ } B \text{ } \bowtie \text{ } C \text{ } \bowtie \text{ } D \text{ } \bowtie \text{ } T))$ can exhibit desired external behaviors, and is secure. But, for the properties of secure elections protocols:

1. Legitimacy: only authorized voters can vote;
2. Oneness: no one can vote more than once;
3. Privacy: no one can determine for whom anyone else voted;
4. Non-replicability: no one can duplicate anyone else's vote;
5. Non-changeability: no one can change anyone else's vote;
6. Validness: every voter can make sure that his vote has been taken into account in the final tabulation, if CTF is trustworthy.

But, CTF still can make valid signatures to cheat. □

10.4 Secure Elections Protocol 4

The secure elections protocol 4 is shown in Figure 34, which is a improved one based on the secure elections protocol 3 in section 10.3. In this protocol, there are a CLA (Central Legitimization

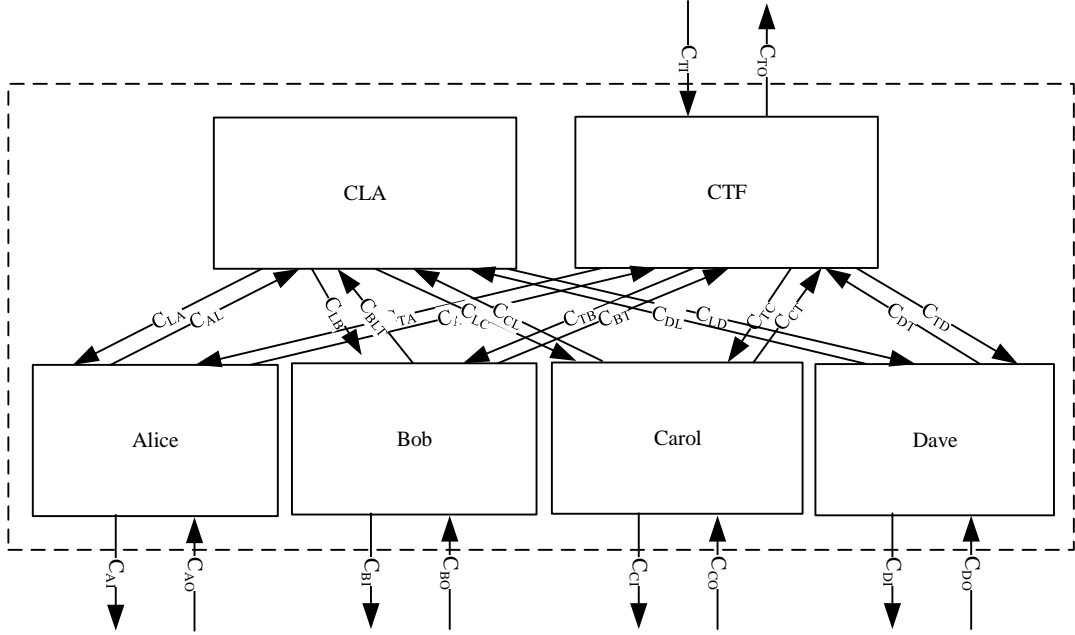


Figure 34: Secure elections protocol 4

Agency) to check the identity of voters and a CTF (Central Tabulating Facility) to collect the votes, and four voters: Alice, Bob, Carol and Dave.

The process of the protocol is as follows.

1. Alice receives some voting request D_A from the outside through the channel C_{AI} (the corresponding reading action is denoted $r_{CAI}(D_A)$), she generates a request r_A , encrypts it by CLA's public key through an action $enc_{pk_L}(r_A)$, and sends it to CLA through the channel C_{AL} (the corresponding sending action is denoted $s_{CAL}(ENC_{pk_L}(r_A))$);
2. Bob receives some voting request D_B from the outside through the channel C_{BI} (the corresponding reading action is denoted $r_{CBI}(D_B)$), he generates a request r_B , encrypts it by CLA's public key through an action $enc_{pk_L}(r_B)$, and sends it to CLA through the channel C_{BL} (the corresponding sending action is denoted $s_{CBL}(ENC_{pk_L}(r_B))$);
3. Carol receives some voting request D_C from the outside through the channel C_{CI} (the corresponding reading action is denoted $r_{CCI}(D_C)$), he generates a request r_C , encrypts it by CLA's public key through an action $enc_{pk_L}(r_C)$, and sends it to CLA through the channel C_{CL} (the corresponding sending action is denoted $s_{CCL}(ENC_{pk_L}(r_C))$);
4. Dave receives some voting request D_D from the outside through the channel C_{DI} (the corresponding reading action is denoted $r_{CDI}(D_D)$), he generates a request r_D , encrypts it by CLA's public key through an action $enc_{pk_L}(r_D)$, and sends it to CLA through the channel C_{DL} (the corresponding sending action is denoted $s_{CDL}(ENC_{pk_L}(r_D))$);

5. CLA receives the requests from Alice, Bob, Carol and Dave through the channels C_{AL} , C_{BL} , C_{CL} and C_{DL} (the corresponding reading actions are denoted $s_{C_{AL}}(ENC_{pk_L}(r_A))$, $s_{C_{BL}}(ENC_{pk_L}(r_B))$, $s_{C_{CL}}(ENC_{pk_L}(r_C))$, and $s_{C_{DL}}(ENC_{pk_L}(r_D))$ respectively), he decrypts these encrypted requests through the actions $dec_{sk_L}(ENC_{pk_L}(r_A))$, $dec_{sk_L}(ENC_{pk_L}(r_B))$, $dec_{sk_L}(ENC_{pk_L}(r_C))$, and $dec_{sk_L}(ENC_{pk_L}(r_D))$ to get r_A , r_B , r_C and r_D , records the names of Alice, Bob, Carol and Dave through actions $rec(A)$, $rec(B)$, $rec(C)$ and $rec(D)$; Both CLA and CTF maintain a table of valid numbers, and the table of CTF is obtained from that of CLA; then CLA randomly selects numbers R_A , R_B , R_C and R_D , encrypts them through actions $enc_{pk_A}(R_A)$, $enc_{pk_B}(R_B)$, $enc_{pk_C}(R_C)$ and $enc_{pk_D}(R_D)$ and sends them to Alice, Bob, Carol and Dave through the channels C_{LA} , C_{LB} , C_{LC} and C_{LD} respectively (the corresponding sending action is denoted $s_{C_{LA}}(ENC_{pk_A}(R_A))$, $s_{C_{LB}}(ENC_{pk_B}(R_B))$, $s_{C_{LC}}(ENC_{pk_C}(R_C))$, and $s_{C_{LD}}(ENC_{pk_D}(R_D))$);
6. Alice receives the encrypted number from CLA through the channel C_{LA} (the corresponding reading action is denoted $r_{C_{LA}}(ENC_{pk_A}(R_A))$), she decrypts the encrypted number through an action $dec_{sk_A}(ENC_{pk_A}(R_A))$ to get R_A , generates a random identity number I_A through an action rs_{gI_A} and her vote v_A , encrypted I_A, R_A, v_A by CTF's public key through an action $enc_{pk_T}(I_A, R_A, v_A)$ and sends the encrypted message to CTF through the channel C_{AT} (the corresponding sending action is denoted $s_{C_{AT}}(ENC_{pk_T}(I_A, R_A, v_A))$);
7. Bob receives the encrypted number from CLA through the channel C_{LB} (the corresponding reading action is denoted $r_{C_{LB}}(ENC_{pk_B}(R_B))$), he decrypts the encrypted number through an action $dec_{sk_B}(ENC_{pk_B}(R_B))$ to get R_B , generates a random identity number I_B through an action rs_{gI_B} and his vote v_B , encrypted I_B, R_B, v_B by CTF's public key through an action $enc_{pk_T}(I_B, R_B, v_B)$ and sends the encrypted message to CTF through the channel C_{BT} (the corresponding sending action is denoted $s_{C_{BT}}(ENC_{pk_T}(I_B, R_B, v_B))$);
8. Carol receives the encrypted number from CLA through the channel C_{LC} (the corresponding reading action is denoted $r_{C_{LC}}(ENC_{pk_C}(R_C))$), he decrypts the encrypted number through an action $dec_{sk_C}(ENC_{pk_C}(R_C))$ to get R_C , generates a random identity number I_C through an action rs_{gI_C} and his vote v_C , encrypted I_C, R_C, v_C by CTF's public key through an action $enc_{pk_T}(I_C, R_C, v_C)$ and sends the encrypted message to CTF through the channel C_{CT} (the corresponding sending action is denoted $s_{C_{CT}}(ENC_{pk_T}(I_C, R_C, v_C))$);
9. Dave receives the encrypted number from CLA through the channel C_{LD} (the corresponding reading action is denoted $r_{C_{LD}}(ENC_{pk_D}(R_D))$), he decrypts the encrypted number through an action $dec_{sk_D}(ENC_{pk_D}(R_D))$ to get R_D , generates a random identity number I_D through an action rs_{gI_D} and his vote v_D , encrypted I_D, R_D, v_D by CTF's public key through an action $enc_{pk_T}(I_D, R_D, v_D)$ and sends the encrypted message to CTF through the channel C_{DT} (the corresponding sending action is denoted $s_{C_{DT}}(ENC_{pk_T}(I_D, R_D, v_D))$);
10. CTF receives the encrypted messages from Alice, Bob, Carol and Dave through the channels C_{AT} , C_{BT} , C_{CT} and C_{DT} (the corresponding reading actions are denoted $r_{C_{AT}}(ENC_{pk_T}(I_A, R_A, v_A))$, $r_{C_{BT}}(ENC_{pk_T}(I_B, R_B, v_B))$, $r_{C_{CT}}(ENC_{pk_T}(I_C, R_C, v_C))$, and $r_{C_{DT}}(ENC_{pk_T}(I_D, R_D, v_D))$ respectively), he decrypts these encrypted messages through actions $dec_{sk_T}(ENC_{pk_T}(I_A, R_A, v_A))$, $dec_{sk_T}(ENC_{pk_T}(I_B, R_B, v_B))$, $dec_{sk_T}(ENC_{pk_T}(I_C, R_C, v_C))$, and $dec_{sk_T}(ENC_{pk_T}(I_D, R_D, v_D))$. If $isExisted(R_A) = TRUE$, he removes R_A from its table through an action $remove(R_A)$, records the vote v_A

and the pair of I_A and v_A into the voting results TAB through an action $rec(I_A, v_A)$, else he does nothing; if $isExisted(R_B) = TRUE$, he removes R_B from its table through an action $remove(R_B)$, records the vote v_B and the pair of I_B and v_B into the voting results TAB through an action $rec(I_B, v_B)$, else he does nothing; if $isExisted(R_C) = TRUE$, he removes R_C from its table through an action $remove(R_C)$, records the vote v_C and the pair of I_C and v_C into the voting results TAB through an action $rec(I_C, v_C)$, else he does nothing; if $isExisted(R_D) = TRUE$, he removes R_D from its table through an action $remove(R_D)$, records the vote v_D and the pair of I_D and v_D into the voting results TAB through an action $rec(I_D, v_D)$, else he does nothing. Finally, he sends the voting results TAB to the outside through the channel C_{TO} (the corresponding sending action is denoted $s_{C_{TO}}(TAB)$).

Where $D_A, D_B, D_C, D_D \in \Delta$, Δ is the set of data.

Alice's state transitions described by $APT C_G$ are as follows.

$$A = \sum_{D_A \in \Delta} r_{C_{AI}}(D_A) \cdot A_2$$

$$A_2 = enc_{pk_L}(r_A) \cdot A_3$$

$$A_3 = s_{C_{AL}}(ENC_{pk_L}(r_A)) \cdot A_4$$

$$A_4 = r_{C_{LA}}(ENC_{pk_A}(R_A)) \cdot A_5$$

$$A_5 = dec_{sk_A}(ENC_{pk_A}(R_A)) \cdot A_6$$

$$A_6 = rsg_{I_A} \cdot A_7$$

$$A_7 = enc_{pk_T}(I_A, R_A, v_A) \cdot A_8$$

$$A_8 = s_{C_{AT}}(ENC_{pk_T}(I_A, R_A, v_A)) \cdot A$$

Bob's state transitions described by $APT C_G$ are as follows.

$$B = \sum_{D_B \in \Delta} r_{C_{BI}}(D_B) \cdot B_2$$

$$B_2 = enc_{pk_L}(r_B) \cdot B_3$$

$$B_3 = s_{C_{BL}}(ENC_{pk_L}(r_B)) \cdot B_4$$

$$B_4 = r_{C_{LB}}(ENC_{pk_B}(R_B)) \cdot B_5$$

$$B_5 = dec_{sk_B}(ENC_{pk_B}(R_B)) \cdot B_6$$

$$B_6 = rsg_{I_B} \cdot B_7$$

$$B_7 = enc_{pk_T}(I_B, R_B, v_B) \cdot B_8$$

$$B_8 = s_{C_{BT}}(ENC_{pk_T}(I_B, R_B, v_B)) \cdot B$$

Carol's state transitions described by $APT C_G$ are as follows.

$$C = \sum_{D_C \in \Delta} r_{C_{CI}}(D_C) \cdot C_2$$

$$C_2 = enc_{pk_L}(r_C) \cdot C_3$$

$$C_3 = s_{C_{CL}}(ENC_{pk_L}(r_C)) \cdot C_4$$

$$C_4 = r_{C_{LC}}(ENC_{pk_C}(R_C)) \cdot C_5$$

$$C_5 = dec_{sk_C}(ENC_{pk_C}(R_C)) \cdot C_6$$

$$C_6 = rsg_{I_C} \cdot C_7$$

$$C_7 = enc_{pk_T}(I_C, R_C, v_C) \cdot C_8$$

$$C_8 = s_{C_{CT}}(ENC_{pk_T}(I_C, R_C, v_C)) \cdot C$$

Dave's state transitions described by $APTC_G$ are as follows.

$$D = \sum_{D_D \in \Delta} r_{C_{DI}}(D_D) \cdot D_2$$

$$D_2 = enc_{pk_L}(r_D) \cdot D_3$$

$$D_3 = s_{C_{DL}}(ENC_{pk_L}(r_D)) \cdot D_4$$

$$D_4 = r_{C_{LD}}(ENC_{pk_D}(R_D)) \cdot D_5$$

$$D_5 = dec_{sk_D}(ENC_{pk_D}(R_D)) \cdot D_6$$

$$D_6 = rsgI_D \cdot D_7$$

$$D_7 = enc_{pk_T}(I_D, R_D, v_D) \cdot D_8$$

$$D_8 = s_{C_{DT}}(ENC_{pk_T}(I_D, R_D, v_D)) \cdot D$$

CLA's state transitions described by $APTC_G$ are as follows.

$$L = s_{C_{AL}}(ENC_{pk_L}(r_A)) \parallel s_{C_{BL}}(ENC_{pk_L}(r_B)) \\ \parallel s_{C_{CL}}(ENC_{pk_L}(r_C)) \parallel s_{C_{DL}}(ENC_{pk_L}(r_D)) \cdot L_2$$

$$L_2 = dec_{sk_L}(ENC_{pk_L}(r_A)) \parallel dec_{sk_L}(ENC_{pk_L}(r_B)) \\ \parallel dec_{sk_L}(ENC_{pk_L}(r_C)) \parallel dec_{sk_L}(ENC_{pk_L}(r_D)) \cdot L_3$$

$$L_3 = rec(A) \parallel rec(B) \parallel rec(C) \parallel rec(D) \cdot L_4$$

$$L_4 = enc_{pk_A}(R_A) \parallel enc_{pk_B}(R_B) \parallel enc_{pk_C}(R_C) \parallel enc_{pk_D}(R_D) \cdot L_5$$

$$L_5 = s_{C_{LA}}(ENC_{pk_A}(R_A)) \parallel s_{C_{LB}}(ENC_{pk_B}(R_B)) \\ \parallel s_{C_{LC}}(ENC_{pk_C}(R_C)) \parallel s_{C_{LD}}(ENC_{pk_D}(R_D)) \cdot L$$

CTF's state transitions described by $APTC_G$ are as follows.

$$T = r_{C_{AT}}(ENC_{pk_T}(I_A, R_A, v_A)) \parallel r_{C_{BT}}(ENC_{pk_T}(I_B, R_B, v_B)) \\ \parallel r_{C_{CT}}(ENC_{pk_T}(I_C, R_C, v_C)) \parallel r_{C_{DT}}(ENC_{pk_T}(I_D, R_D, v_D)) \cdot T_2$$

$$T_2 = dec_{sk_T}(ENC_{pk_T}(I_A, R_A, v_A)) \parallel dec_{sk_T}(ENC_{pk_T}(I_B, R_B, v_B)) \\ \parallel dec_{sk_T}(ENC_{pk_T}(I_C, R_C, v_C)) \parallel dec_{sk_T}(ENC_{pk_T}(I_D, R_D, v_D)) \cdot T_3$$

$$T_3 = ((\{isExisted(R_A) = TRUE\} \cdot remove(R_A) \cdot rec(I_A, v_A) + \{isExisted(R_A) = FALSE\}) \\ \parallel (\{isExisted(R_B) = TRUE\} \cdot remove(R_B) \cdot rec(I_B, v_B) + \{isExisted(R_B) = FALSE\}) \\ \parallel (\{isExisted(R_C) = TRUE\} \cdot remove(R_C) \cdot rec(I_C, v_C) + \{isExisted(R_C) = FALSE\}) \\ \parallel (\{isExisted(R_D) = TRUE\} \cdot remove(R_D) \cdot rec(I_D, v_D) + \{isExisted(R_D) = FALSE\})) \cdot T_4$$

$$T_4 = s_{C_{TO}}(TAB) \cdot T$$

The sending action and the reading action of the same type data through the same channel can communicate with each other, otherwise, will cause a deadlock δ . We define the following communication functions.

$$\gamma(r_{C_{AL}}(ENC_{pk_L}(r_A)), s_{C_{AL}}(ENC_{pk_L}(r_A))) \triangleq c_{C_{AL}}(ENC_{pk_L}(r_A))$$

$$\gamma(r_{C_{LA}}(ENC_{pk_A}(R_A)), s_{C_{LA}}(ENC_{pk_A}(R_A))) \triangleq c_{C_{LA}}(ENC_{pk_A}(R_A))$$

$$\gamma(r_{C_{AT}}(ENC_{pk_T}(I_A, R_A, v_A)), s_{C_{AT}}(ENC_{pk_T}(I_A, R_A, v_A))) \triangleq c_{C_{AT}}(ENC_{pk_T}(I_A, R_A, v_A))$$

$$\gamma(r_{C_{BL}}(ENC_{pk_L}(r_B)), s_{C_{BL}}(ENC_{pk_L}(r_B))) \triangleq c_{C_{BL}}(ENC_{pk_L}(r_B))$$

$$\begin{aligned}
& \gamma(r_{CLB}(ENC_{pk_B}(R_B)), s_{CLB}(ENC_{pk_B}(R_B))) \triangleq c_{CLB}(ENC_{pk_B}(R_B)) \\
& \gamma(r_{CBT}(ENC_{pk_T}(I_B, R_B, v_B)), s_{CBT}(ENC_{pk_T}(I_B, R_B, v_B))) \triangleq c_{CBT}(ENC_{pk_T}(I_B, R_B, v_B)) \\
& \gamma(r_{CCL}(ENC_{pk_L}(r_C)), s_{CCL}(ENC_{pk_L}(r_C))) \triangleq c_{CCL}(ENC_{pk_L}(r_C)) \\
& \gamma(r_{CLC}(ENC_{pk_C}(R_C)), s_{CLC}(ENC_{pk_C}(R_C))) \triangleq c_{CLC}(ENC_{pk_C}(R_C)) \\
& \gamma(r_{CCT}(ENC_{pk_T}(I_C, R_C, v_C)), s_{CCT}(ENC_{pk_T}(I_C, R_C, v_C))) \triangleq c_{CCT}(ENC_{pk_T}(I_C, R_C, v_C)) \\
& \gamma(r_{CDL}(ENC_{pk_L}(r_D)), s_{CDL}(ENC_{pk_L}(r_D))) \triangleq c_{CDL}(ENC_{pk_L}(r_D)) \\
& \gamma(r_{CLD}(ENC_{pk_D}(R_D)), s_{CLD}(ENC_{pk_D}(R_D))) \triangleq c_{CLD}(ENC_{pk_D}(R_D)) \\
& \gamma(r_{CDT}(ENC_{pk_T}(I_D, R_D, v_D)), s_{CDT}(ENC_{pk_T}(I_D, R_D, v_D))) \triangleq c_{CDT}(ENC_{pk_T}(I_D, R_D, v_D))
\end{aligned}$$

Let all modules be in parallel, then the protocol $A \ B \ C \ D \ L \ T$ can be presented by the following process term.

$$\tau_I(\partial_H(\Theta(A \ \& \ B \ \& \ C \ \& \ D \ \& \ L \ \& \ T))) = \tau_I(\partial_H(A \ \& \ B \ \& \ C \ \& \ D \ \& \ L \ \& \ T))$$

$$\begin{aligned}
& \text{where } H = \{r_{CAL}(ENC_{pk_L}(r_A)), s_{CAL}(ENC_{pk_L}(r_A)), \\
& r_{CLA}(ENC_{pk_A}(R_A)), s_{CLA}(ENC_{pk_A}(R_A)), \\
& r_{CAT}(ENC_{pk_T}(I_A, R_A, v_A)), s_{CAT}(ENC_{pk_T}(I_A, R_A, v_A)), \\
& r_{CBL}(ENC_{pk_L}(r_B)), s_{CBL}(ENC_{pk_L}(r_B)), \\
& r_{CLB}(ENC_{pk_B}(R_B)), s_{CLB}(ENC_{pk_B}(R_B)), \\
& r_{CBT}(ENC_{pk_T}(I_B, R_B, v_B)), s_{CBT}(ENC_{pk_T}(I_B, R_B, v_B)), \\
& r_{CCL}(ENC_{pk_L}(r_C)), s_{CCL}(ENC_{pk_L}(r_C)), \\
& r_{CLC}(ENC_{pk_C}(R_C)), s_{CLC}(ENC_{pk_C}(R_C)), \\
& r_{CCT}(ENC_{pk_T}(I_C, R_C, v_C)), s_{CCT}(ENC_{pk_T}(I_C, R_C, v_C)), \\
& r_{CDL}(ENC_{pk_L}(r_D)), s_{CDL}(ENC_{pk_L}(r_D)), \\
& r_{CLD}(ENC_{pk_D}(R_D)), s_{CLD}(ENC_{pk_D}(R_D)), \\
& r_{CDT}(ENC_{pk_T}(I_D, R_D, v_D)), s_{CDT}(ENC_{pk_T}(I_D, R_D, v_D)) \mid D_A, D_B, D_C, D_D \in \Delta\}, \\
& I = \{c_{CAL}(ENC_{pk_L}(r_A)), c_{CLA}(ENC_{pk_A}(R_A)), \\
& c_{CAT}(ENC_{pk_T}(I_A, R_A, v_A)), c_{CBL}(ENC_{pk_L}(r_B)), \\
& c_{CLB}(ENC_{pk_B}(R_B)), c_{CBT}(ENC_{pk_T}(I_B, R_B, v_B)), \\
& c_{CCL}(ENC_{pk_L}(r_C)), c_{CLC}(ENC_{pk_C}(R_C)), \\
& c_{CCT}(ENC_{pk_T}(I_C, R_C, v_C)), c_{CDL}(ENC_{pk_L}(r_D)), \\
& c_{CLD}(ENC_{pk_D}(R_D)), c_{CDT}(ENC_{pk_T}(I_D, R_D, v_D)), \\
& enc_{pk_L}(r_A), enc_{pk_L}(r_B), enc_{pk_L}(r_C), enc_{pk_L}(r_D), \\
& dec_{sk_A}(ENC_{pk_A}(R_A)), dec_{sk_B}(ENC_{pk_B}(R_B)), dec_{sk_C}(ENC_{pk_C}(R_C)), \\
& dec_{sk_D}(ENC_{pk_D}(R_D)), rsg_{I_A}, rsg_{I_B}, rsg_{I_C}, rsg_{I_D}, \\
& enc_{pk_T}(I_A, R_A, v_A), enc_{pk_T}(I_B, R_B, v_B), enc_{pk_T}(I_C, R_C, v_C), enc_{pk_T}(I_D, R_D, v_D), \\
& dec_{sk_L}(ENC_{pk_L}(r_A)), dec_{sk_L}(ENC_{pk_L}(r_B)), \\
& dec_{sk_L}(ENC_{pk_L}(r_C)), dec_{sk_L}(ENC_{pk_L}(r_D)), \\
& rec(A), rec(B), rec(C), rec(D), enc_{pk_A}(R_A), enc_{pk_B}(R_B), \\
& enc_{pk_C}(R_C), enc_{pk_D}(R_D), dec_{sk_T}(ENC_{pk_T}(I_A, R_A, v_A)), \\
& dec_{sk_T}(ENC_{pk_T}(I_B, R_B, v_B)), dec_{sk_T}(ENC_{pk_T}(I_C, R_C, v_C)), dec_{sk_T}(ENC_{pk_T}(I_D, R_D, v_D)), \\
& \{isExisted(R_A) = TRUE\}, remove(R_A), rec(I_A, v_A), \{isExisted(R_A) = FALSE\}, \\
& \{isExisted(R_B) = TRUE\}, remove(R_B), rec(I_B, v_B), \{isExisted(R_B) = FALSE\}, \\
& \{isExisted(R_C) = TRUE\}, remove(R_C), rec(I_C, v_C), \{isExisted(R_C) = FALSE\},
\end{aligned}$$

$\{isExisted(R_D) = TRUE\}, remove(R_D), rec(I_D, v_D), \{isExisted(R_D) = FALSE\}$
 $|D_A, D_B, D_C, D_D \in \Delta\}$.

Then we get the following conclusion on the protocol.

Theorem 10.4. *The secure elections protocol 4 in Figure 34 is improved based on the secure elections protocol 3.*

Proof. Based on the above state transitions of the above modules, by use of the algebraic laws of APT_C , we can prove that

$$\tau_I(\partial_H(A \text{ } \bowtie \text{ } B \text{ } \bowtie \text{ } C \text{ } \bowtie \text{ } D \text{ } \bowtie \text{ } L \text{ } \bowtie \text{ } T)) = \sum_{D_A, D_B, D_C, D_D \in \Delta} (r_{C_{AI}}(D_A) \parallel r_{C_{BI}}(D_B) \parallel r_{C_{CI}}(D_C) \parallel r_{C_{DI}}(D_D) \cdot s_{C_{TO}}(TAB)) \cdot \tau_I(\partial_H(A \text{ } \bowtie \text{ } B \text{ } \bowtie \text{ } C \text{ } \bowtie \text{ } D \text{ } \bowtie \text{ } L \text{ } \bowtie \text{ } T)).$$

For the details of proof, please refer to section 2.9, and we omit it.

That is, the protocol in Figure 34 $\tau_I(\partial_H(A \text{ } \bowtie \text{ } B \text{ } \bowtie \text{ } C \text{ } \bowtie \text{ } D \text{ } \bowtie \text{ } L \text{ } \bowtie \text{ } T))$ can exhibit desired external behaviors, and is secure. But, for the properties of secure elections protocols:

1. Legitimacy: only authorized voters can vote;
2. Oneness: no one can vote more than once;
3. Privacy: no one can determine for whom anyone else voted;
4. Non-replicability: no one can duplicate anyone else's vote;
5. Non-changeability: no one can change anyone else's vote;
6. Validness: every voter can make sure that his vote has been taken into account in the final tabulation, if CLA and CTF are trustworthy.

But, CLA and CTF still can conspire to distribute valid numbers to illegal voters. □

10.5 Secure Elections Protocol 5

The secure elections protocol 5 is shown in Figure 35, which is a improved one based on the secure elections protocol 4 in section 10.4. In this protocol, there are a CTF (Central Tabulating Facility) to check the identity of voters and collect the votes, and four voters: Alice, Bob, Carol and Dave.

The process of the protocol is as follows.

1. Alice receives some voting request D_A from the outside through the channel C_{AI} (the corresponding reading action is denoted $r_{C_{AI}}(D_A)$), she generates a request r_A , encrypts it by CTF's public key through an action $enc_{pk_T}(r_A)$, and sends it to CTF through the channel C_{AT} (the corresponding sending action is denoted $s_{C_{AT}}(ENC_{pk_T}(r_A))$);
2. Bob receives some voting request D_B from the outside through the channel C_{BI} (the corresponding reading action is denoted $r_{C_{BI}}(D_B)$), he generates a request r_B , encrypts it by CTF's public key through an action $enc_{pk_T}(r_B)$, and sends it to CTF through the channel C_{BT} (the corresponding sending action is denoted $s_{C_{BT}}(ENC_{pk_T}(r_B))$);

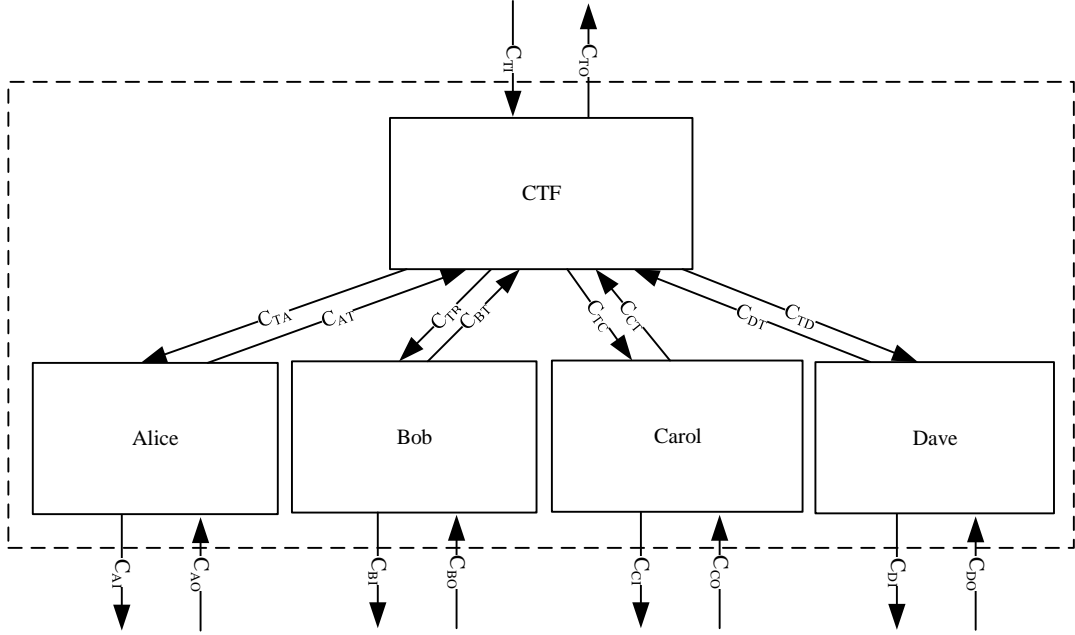


Figure 35: Secure elections protocol 5

3. Carol receives some voting request D_C from the outside through the channel C_{CI} (the corresponding reading action is denoted $r_{C_{CI}}(D_C)$), he generates a request r_C , encrypts it by CTF's public key through an action $enc_{pk_T}(r_C)$, and sends it to CTF through the channel C_{CT} (the corresponding sending action is denoted $s_{C_{CT}}(ENC_{pk_T}(r_C))$);
4. Dave receives some voting request D_D from the outside through the channel C_{DI} (the corresponding reading action is denoted $r_{C_{DI}}(D_D)$), he generates a request r_D , encrypts it by CTF's public key through an action $enc_{pk_T}(r_D)$, and sends it to CTF through the channel C_{DT} (the corresponding sending action is denoted $s_{C_{DT}}(ENC_{pk_T}(r_D))$);
5. CTF receives the requests from Alice, Bob, Carol and Dave through the channels C_{AT} , C_{BT} , C_{CT} and C_{DT} (the corresponding reading actions are denoted $s_{C_{AT}}(ENC_{pk_T}(r_A))$, $s_{C_{BT}}(ENC_{pk_T}(r_B))$, $s_{C_{CT}}(ENC_{pk_T}(r_C))$, and $s_{C_{DT}}(ENC_{pk_T}(r_D))$ respectively), he decrypts these encrypted requests through the actions $dec_{sk_T}(ENC_{pk_T}(r_A))$, $dec_{sk_T}(ENC_{pk_T}(r_B))$, $dec_{sk_T}(ENC_{pk_T}(r_C))$, and $dec_{sk_T}(ENC_{pk_T}(r_D))$ to get r_A , r_B , r_C and r_D , records the names of Alice, Bob, Carol and Dave through actions $rec(A)$, $rec(B)$, $rec(C)$ and $rec(D)$; CTF maintain a table of valid numbers; then CTF encrypts all numbers R through actions $enc_{pk_A}(R)$, $enc_{pk_B}(R)$, $enc_{pk_C}(R)$ and $enc_{pk_D}(R)$ and sends them to Alice, Bob, Carol and Dave through the channels C_{TA} , C_{TB} , C_{TC} and C_{TD} respectively (the corresponding sending action is denoted $s_{C_{TA}}(ENC_{pk_A}(R))$, $s_{C_{TB}}(ENC_{pk_B}(R))$, $s_{C_{TC}}(ENC_{pk_C}(R))$, and $s_{C_{TD}}(ENC_{pk_D}(R))$);
6. Alice receives the encrypted number from CTF through the channel C_{TA} (the corresponding reading action is denoted $r_{C_{TA}}(ENC_{pk_A}(R))$), she decrypts the encrypted number

through an action $dec_{sk_A}(ENC_{pk_A}(R))$ to randomly select one R_A , generates a random identity number I_A through an action rsg_{I_A} and her vote v_A , encrypted I_A, R_A, v_A by CTF's public key through an action $enc_{pk_T}(I_A, R_A, v_A)$ and sends the encrypted message to CTF through the channel C_{AT} (the corresponding sending action is denoted $s_{C_{AT}}(ENC_{pk_T}(I_A, R_A, v_A))$);

7. Bob receives the encrypted number from CTF through the channel C_{TB} (the corresponding reading action is denoted $r_{C_{TB}}(ENC_{pk_B}(R))$), he decrypts the encrypted number through an action $dec_{sk_B}(ENC_{pk_B}(R))$ to randomly select one R_B , generates a random identity number I_B through an action rsg_{I_B} and his vote v_B , encrypted I_B, R_B, v_B by CTF's public key through an action $enc_{pk_T}(I_B, R_B, v_B)$ and sends the encrypted message to CTF through the channel C_{BT} (the corresponding sending action is denoted $s_{C_{BT}}(ENC_{pk_T}(I_B, R_B, v_B))$);
8. Carol receives the encrypted number from CTF through the channel C_{TC} (the corresponding reading action is denoted $r_{C_{TC}}(ENC_{pk_C}(R))$), he decrypts the encrypted number through an action $dec_{sk_C}(ENC_{pk_C}(R))$ to randomly select one R_C , generates a random identity number I_C through an action rsg_{I_C} and his vote v_C , encrypted I_C, R_C, v_C by CTF's public key through an action $enc_{pk_T}(I_C, R_C, v_C)$ and sends the encrypted message to CTF through the channel C_{CT} (the corresponding sending action is denoted $s_{C_{CT}}(ENC_{pk_T}(I_C, R_C, v_C))$);
9. Dave receives the encrypted number from CTF through the channel C_{TD} (the corresponding reading action is denoted $r_{C_{TD}}(ENC_{pk_A}(R))$), he decrypts the encrypted number through an action $dec_{sk_D}(ENC_{pk_D}(R))$ to randomly select one R_D , generates a random identity number I_D through an action rsg_{I_D} and his vote v_D , encrypted I_D, R_D, v_D by CTF's public key through an action $enc_{pk_T}(I_D, R_D, v_D)$ and sends the encrypted message to CTF through the channel C_{DT} (the corresponding sending action is denoted $s_{C_{DT}}(ENC_{pk_T}(I_D, R_D, v_D))$);
10. CTF receives the encrypted messages from Alice, Bob, Carol and Dave through the channels C_{AT} , C_{BT} , C_{CT} and C_{DT} (the corresponding reading actions are denoted $r_{C_{AT}}(ENC_{pk_T}(I_A, R_A, v_A))$, $r_{C_{BT}}(ENC_{pk_T}(I_B, R_B, v_B))$, $r_{C_{CT}}(ENC_{pk_T}(I_C, R_C, v_C))$, and $r_{C_{DT}}(ENC_{pk_T}(I_D, R_D, v_D))$ respectively), he decrypts these encrypted messages through actions $dec_{sk_T}(ENC_{pk_T}(I_A, R_A, v_A))$, $dec_{sk_T}(ENC_{pk_T}(I_B, R_B, v_B))$, $dec_{sk_T}(ENC_{pk_T}(I_C, R_C, v_C))$, and $dec_{sk_T}(ENC_{pk_T}(I_D, R_D, v_D))$. If $isExisted(R_A) = TRUE$, he removes R_A from its table through an action $remove(R_A)$, records the vote v_A and the pair of I_A and v_A into the voting results TAB through an action $rec(I_A, v_A)$, else he does nothing; if $isExisted(R_B) = TRUE$, he removes R_B from its table through an action $remove(R_B)$, records the vote v_B and the pair of I_B and v_B into the voting results TAB through an action $rec(I_B, v_B)$, else he does nothing; if $isExisted(R_C) = TRUE$, he removes R_C from its table through an action $remove(R_C)$, records the vote v_C and the pair of I_C and v_C into the voting results TAB through an action $rec(I_C, v_C)$, else he does nothing; if $isExisted(R_D) = TRUE$, he removes R_D from its table through an action $remove(R_D)$, records the vote v_D and the pair of I_D and v_D into the voting results TAB through an action $rec(I_D, v_D)$, else he does nothing. Finally, he sends the voting results TAB to the outside through the channel C_{TO} (the corresponding sending action is denoted $s_{C_{TO}}(TAB)$).

Where $D_A, D_B, D_C, D_D \in \Delta$, Δ is the set of data.

Alice's state transitions described by $APTTC_G$ are as follows.

$$A = \sum_{D_A \in \Delta} r_{CAI}(D_A) \cdot A_2$$

$$A_2 = enc_{pk_T}(r_A) \cdot A_3$$

$$A_3 = s_{CAT}(ENC_{pk_T}(r_A)) \cdot A_4$$

$$A_4 = r_{CTA}(ENC_{pk_A}(R)) \cdot A_5$$

$$A_5 = dec_{sk_A}(ENC_{pk_A}(R)) \cdot A_6$$

$$A_6 = rsg_{I_A} \cdot A_7$$

$$A_7 = enc_{pk_T}(I_A, R_A, v_A) \cdot A_8$$

$$A_8 = s_{CAT}(ENC_{pk_T}(I_A, R_A, v_A)) \cdot A$$

Bob's state transitions described by $APTTC_G$ are as follows.

$$B = \sum_{D_B \in \Delta} r_{CBI}(D_B) \cdot B_2$$

$$B_2 = enc_{pk_T}(r_B) \cdot B_3$$

$$B_3 = s_{BCT}(ENC_{pk_T}(r_B)) \cdot B_4$$

$$B_4 = r_{CTB}(ENC_{pk_B}(R)) \cdot B_5$$

$$B_5 = dec_{sk_B}(ENC_{pk_B}(R)) \cdot B_6$$

$$B_6 = rsg_{I_B} \cdot B_7$$

$$B_7 = enc_{pk_T}(I_B, R_B, v_B) \cdot B_8$$

$$B_8 = s_{BCT}(ENC_{pk_T}(I_B, R_B, v_B)) \cdot B$$

Carol's state transitions described by $APTTC_G$ are as follows.

$$C = \sum_{D_C \in \Delta} r_{C CI}(D_C) \cdot C_2$$

$$C_2 = enc_{pk_T}(r_C) \cdot C_3$$

$$C_3 = s_{CCT}(ENC_{pk_T}(r_C)) \cdot C_4$$

$$C_4 = r_{CTC}(ENC_{pk_C}(R)) \cdot C_5$$

$$C_5 = dec_{sk_C}(ENC_{pk_C}(R)) \cdot C_6$$

$$C_6 = rsg_{I_C} \cdot C_7$$

$$C_7 = enc_{pk_T}(I_C, R_C, v_C) \cdot C_8$$

$$C_8 = s_{CCT}(ENC_{pk_T}(I_C, R_C, v_C)) \cdot C$$

Dave's state transitions described by $APTTC_G$ are as follows.

$$D = \sum_{D_D \in \Delta} r_{CDI}(D_D) \cdot D_2$$

$$D_2 = enc_{pk_T}(r_D) \cdot D_3$$

$$D_3 = s_{CDT}(ENC_{pk_T}(r_D)) \cdot D_4$$

$$D_4 = r_{CTD}(ENC_{pk_D}(R)) \cdot D_5$$

$$D_5 = dec_{sk_D}(ENC_{pk_D}(R)) \cdot D_6$$

$$D_6 = rsg_{I_D} \cdot D_7$$

$$D_7 = enc_{pk_T}(I_D, R_D, v_D) \cdot D_8$$

$$D_8 = s_{C_{DT}}(ENC_{pk_T}(I_D, R_D, v_D)) \cdot D$$

CTF's state transitions described by $APT C_G$ are as follows.

$$T = s_{C_{AT}}(ENC_{pk_T}(r_A)) \parallel s_{C_{BT}}(ENC_{pk_T}(r_B)) \\ \parallel s_{C_{CT}}(ENC_{pk_T}(r_C)) \parallel s_{C_{DT}}(ENC_{pk_T}(r_D)) \cdot T_2$$

$$T_2 = dec_{sk_T}(ENC_{pk_T}(r_A)) \parallel dec_{sk_T}(ENC_{pk_T}(r_B)) \\ \parallel dec_{sk_T}(ENC_{pk_T}(r_C)) \parallel dec_{sk_T}(ENC_{pk_T}(r_D)) \cdot T_3$$

$$T_3 = rec(A) \parallel rec(B) \parallel rec(C) \parallel rec(D) \cdot T_4$$

$$T_4 = enc_{pk_A}(R) \parallel enc_{pk_B}(R) \parallel enc_{pk_C}(R) \parallel enc_{pk_D}(R) \cdot T_5$$

$$T_5 = s_{C_{TA}}(ENC_{pk_A}(R)) \parallel s_{C_{TB}}(ENC_{pk_B}(R)) \\ \parallel s_{C_{TC}}(ENC_{pk_C}(R)) \parallel s_{C_{TD}}(ENC_{pk_D}(R)) \cdot T_6$$

$$T_6 = r_{C_{AT}}(ENC_{pk_T}(I_A, R_A, v_A)) \parallel r_{C_{BT}}(ENC_{pk_T}(I_B, R_B, v_B)) \\ \parallel r_{C_{CT}}(ENC_{pk_T}(I_C, R_C, v_C)) \parallel r_{C_{DT}}(ENC_{pk_T}(I_D, R_D, v_D)) \cdot T_7$$

$$T_7 = dec_{sk_T}(ENC_{pk_T}(I_A, R_A, v_A)) \parallel dec_{sk_T}(ENC_{pk_T}(I_B, R_B, v_B)) \\ \parallel dec_{sk_T}(ENC_{pk_T}(I_C, R_C, v_C)) \parallel dec_{sk_T}(ENC_{pk_T}(I_D, R_D, v_D)) \cdot T_8$$

$$T_8 = ((\{isExisted(R_A) = TRUE\} \cdot remove(R_A) \cdot rec(I_A, v_A) + \{isExisted(R_A) = FALSE\}) \\ \parallel (\{isExisted(R_B) = TRUE\} \cdot remove(R_B) \cdot rec(I_B, v_B) + \{isExisted(R_B) = FALSE\}) \\ \parallel (\{isExisted(R_C) = TRUE\} \cdot remove(R_C) \cdot rec(I_C, v_C) + \{isExisted(R_C) = FALSE\}) \\ \parallel (\{isExisted(R_D) = TRUE\} \cdot remove(R_D) \cdot rec(I_D, v_D) + \{isExisted(R_D) = FALSE\})) \cdot T_9$$

$$T_9 = s_{C_{TO}}(TAB) \cdot T$$

The sending action and the reading action of the same type data through the same channel can communicate with each other, otherwise, will cause a deadlock δ . We define the following communication functions.

$$\gamma(r_{C_{AT}}(ENC_{pk_T}(r_A)), s_{C_{AT}}(ENC_{pk_T}(r_A))) \triangleq c_{C_{AT}}(ENC_{pk_T}(r_A))$$

$$\gamma(r_{C_{TA}}(ENC_{pk_A}(R)), s_{C_{TA}}(ENC_{pk_A}(R))) \triangleq c_{C_{TA}}(ENC_{pk_A}(R))$$

$$\gamma(r_{C_{AT}}(ENC_{pk_T}(I_A, R_A, v_A)), s_{C_{AT}}(ENC_{pk_T}(I_A, R_A, v_A))) \triangleq c_{C_{AT}}(ENC_{pk_T}(I_A, R_A, v_A))$$

$$\gamma(r_{C_{BT}}(ENC_{pk_T}(r_B)), s_{C_{BT}}(ENC_{pk_T}(r_B))) \triangleq c_{C_{BT}}(ENC_{pk_T}(r_B))$$

$$\gamma(r_{C_{TB}}(ENC_{pk_B}(R)), s_{C_{TB}}(ENC_{pk_B}(R))) \triangleq c_{C_{TB}}(ENC_{pk_B}(R))$$

$$\gamma(r_{C_{BT}}(ENC_{pk_T}(I_B, R_B, v_B)), s_{C_{BT}}(ENC_{pk_T}(I_B, R_B, v_B))) \triangleq c_{C_{BT}}(ENC_{pk_T}(I_B, R_B, v_B))$$

$$\gamma(r_{C_{CT}}(ENC_{pk_T}(r_C)), s_{C_{CT}}(ENC_{pk_T}(r_C))) \triangleq c_{C_{CT}}(ENC_{pk_T}(r_C))$$

$$\gamma(r_{C_{TC}}(ENC_{pk_C}(R)), s_{C_{TC}}(ENC_{pk_C}(R))) \triangleq c_{C_{TC}}(ENC_{pk_C}(R))$$

$$\gamma(r_{C_{CT}}(ENC_{pk_T}(I_C, R_C, v_C)), s_{C_{CT}}(ENC_{pk_T}(I_C, R_C, v_C))) \triangleq c_{C_{CT}}(ENC_{pk_T}(I_C, R_C, v_C))$$

$$\gamma(r_{C_{DT}}(ENC_{pk_T}(r_D)), s_{C_{DT}}(ENC_{pk_T}(r_D))) \triangleq c_{C_{DT}}(ENC_{pk_T}(r_D))$$

$$\gamma(r_{C_{TD}}(ENC_{pk_D}(R)), s_{C_{TD}}(ENC_{pk_D}(R))) \triangleq c_{C_{TD}}(ENC_{pk_D}(R))$$

$$\gamma(r_{C_{DT}}(ENC_{pk_T}(I_D, R_D, v_D)), s_{C_{DT}}(ENC_{pk_T}(I_D, R_D, v_D))) \triangleq c_{C_{DT}}(ENC_{pk_T}(I_D, R_D, v_D))$$

Let all modules be in parallel, then the protocol $A \ B \ C \ D \ T$ can be presented by the following process term.

$$\tau_I(\partial_H(\Theta(A \bowtie B \bowtie C \bowtie D \bowtie T))) = \tau_I(\partial_H(A \bowtie B \bowtie C \bowtie D \bowtie T))$$

where $H = \{r_{C_{AT}}(ENC_{pk_T}(r_A)), s_{C_{AT}}(ENC_{pk_T}(r_A)),$
 $r_{C_{TA}}(ENC_{pk_A}(R)), s_{C_{TA}}(ENC_{pk_A}(R)),$
 $r_{C_{AT}}(ENC_{pk_T}(I_A, R_A, v_A)), s_{C_{AT}}(ENC_{pk_T}(I_A, R_A, v_A)),$
 $r_{C_{BT}}(ENC_{pk_T}(r_B)), s_{C_{BT}}(ENC_{pk_T}(r_B)),$
 $r_{C_{TB}}(ENC_{pk_B}(R)), s_{C_{TB}}(ENC_{pk_B}(R)),$
 $r_{C_{BT}}(ENC_{pk_T}(I_B, R_B, v_B)), s_{C_{BT}}(ENC_{pk_T}(I_B, R_B, v_B)),$
 $r_{C_{CT}}(ENC_{pk_T}(r_C)), s_{C_{CT}}(ENC_{pk_T}(r_C)),$
 $r_{C_{TC}}(ENC_{pk_C}(R)), s_{C_{TC}}(ENC_{pk_C}(R)),$
 $r_{C_{CT}}(ENC_{pk_T}(I_C, R_C, v_C)), s_{C_{CT}}(ENC_{pk_T}(I_C, R_C, v_C)),$
 $r_{C_{DT}}(ENC_{pk_T}(r_D)), s_{C_{DT}}(ENC_{pk_T}(r_D)),$
 $r_{C_{TD}}(ENC_{pk_D}(R)), s_{C_{TD}}(ENC_{pk_D}(R)),$
 $r_{C_{DT}}(ENC_{pk_T}(I_D, R_D, v_D)), s_{C_{DT}}(ENC_{pk_T}(I_D, R_D, v_D)) | D_A, D_B, D_C, D_D \in \Delta\},$
 $I = \{c_{C_{AT}}(ENC_{pk_T}(r_A)), c_{C_{TA}}(ENC_{pk_A}(R)),$
 $c_{C_{AT}}(ENC_{pk_T}(I_A, R_A, v_A)), c_{C_{BT}}(ENC_{pk_T}(r_B)),$
 $c_{C_{TB}}(ENC_{pk_B}(R)), c_{C_{BT}}(ENC_{pk_T}(I_B, R_B, v_B)),$
 $c_{C_{CT}}(ENC_{pk_T}(r_C)), c_{C_{TC}}(ENC_{pk_C}(R)),$
 $c_{C_{CT}}(ENC_{pk_T}(I_C, R_C, v_C)), c_{C_{DT}}(ENC_{pk_T}(r_D)),$
 $c_{C_{TD}}(ENC_{pk_D}(R)), c_{C_{DT}}(ENC_{pk_T}(I_D, R_D, v_D)),$
 $enc_{pk_T}(r_A), enc_{pk_T}(r_B), enc_{pk_T}(r_C), enc_{pk_T}(r_D),$
 $dec_{sk_A}(ENC_{pk_A}(R)), dec_{sk_B}(ENC_{pk_B}(R)), dec_{sk_C}(ENC_{pk_C}(R)),$
 $dec_{sk_D}(ENC_{pk_D}(R)), rsg_{I_A}, rsg_{I_B}, rsg_{I_C}, rsg_{I_D},$
 $enc_{pk_T}(I_A, R_A, v_A), enc_{pk_T}(I_B, R_B, v_B), enc_{pk_T}(I_C, R_C, v_C), enc_{pk_T}(I_D, R_D, v_D),$
 $dec_{sk_T}(ENC_{pk_T}(r_A)), dec_{sk_T}(ENC_{pk_T}(r_B)),$
 $dec_{sk_T}(ENC_{pk_T}(r_C)), dec_{sk_T}(ENC_{pk_T}(r_D)),$
 $rec(A), rec(B), rec(C), rec(D), enc_{pk_A}(R), enc_{pk_B}(R),$
 $enc_{pk_C}(R), enc_{pk_D}(R), dec_{sk_T}(ENC_{pk_T}(I_A, R_A, v_A)),$
 $dec_{sk_T}(ENC_{pk_T}(I_B, R_B, v_B)), dec_{sk_T}(ENC_{pk_T}(I_C, R_C, v_C)), dec_{sk_T}(ENC_{pk_T}(I_D, R_D, v_D)),$
 $\{isExisted(R_A) = TRUE\}, remove(R_A), rec(I_A, v_A), \{isExisted(R_A) = FALSE\},$
 $\{isExisted(R_B) = TRUE\}, remove(R_B), rec(I_B, v_B), \{isExisted(R_B) = FALSE\},$
 $\{isExisted(R_C) = TRUE\}, remove(R_C), rec(I_C, v_C), \{isExisted(R_C) = FALSE\},$
 $\{isExisted(R_D) = TRUE\}, remove(R_D), rec(I_D, v_D), \{isExisted(R_D) = FALSE\}$
 $| D_A, D_B, D_C, D_D \in \Delta\}.$

Then we get the following conclusion on the protocol.

Theorem 10.5. *The secure elections protocol 5 in Figure 35 is improved based on the secure elections protocol 4.*

Proof. Based on the above state transitions of the above modules, by use of the algebraic laws of $APTC_G$, we can prove that

$$\tau_I(\partial_H(A \bowtie B \bowtie C \bowtie D \bowtie T)) = \sum_{D_A, D_B, D_C, D_D \in \Delta} (r_{C_{AI}}(D_A) \parallel r_{C_{BI}}(D_B) \parallel r_{C_{CI}}(D_C) \parallel r_{C_{DI}}(D_D) \cdot s_{C_{TO}}(TAB)) \cdot \tau_I(\partial_H(A \bowtie B \bowtie C \bowtie D \bowtie T)).$$

For the details of proof, please refer to section 2.9, and we omit it.

That is, the protocol in Figure 35 $\tau_I(\partial_H(A \text{ } \& B \text{ } \& C \text{ } \& D \text{ } \& T))$ can exhibit desired external behaviors, and is secure. But, for the properties of secure elections protocols:

1. Legitimacy: only authorized voters can vote;
2. Oneness: no one can vote more than once;
3. Privacy: no one can determine for whom anyone else voted;
4. Non-replicability: no one can duplicate anyone else's vote;
5. Non-changeability: no one can change anyone else's vote;
6. Validness: every voter can make sure that his vote has been taken into account in the final tabulation, if CTF is trustworthy.

The anonymous valid numbers distribution can avoid the distribution of valid numbers to illegal voters. □

10.6 Secure Elections Protocol 6

The secure elections protocol 6 is shown in Figure 36, which is a improved one based on the secure elections protocol 5 in section 10.5. In this protocol, there are a CTF (Central Tabulating Facility) to check the identity of voters and collect the votes, and four voters: Alice, Bob, Carol and Dave.

The process of the protocol is as follows.

1. Alice receives some voting request D_A from the outside through the channel C_{AI} (the corresponding reading action is denoted $r_{C_{AI}}(D_A)$), she generates a request r_A , encrypts it by CTF's public key through an action $enc_{pk_T}(r_A)$, and sends it to CTF through the channel C_{AT} (the corresponding sending action is denoted $s_{C_{AT}}(ENC_{pk_T}(r_A))$);
2. Bob receives some voting request D_B from the outside through the channel C_{BI} (the corresponding reading action is denoted $r_{C_{BI}}(D_B)$), he generates a request r_B , encrypts it by CTF's public key through an action $enc_{pk_T}(r_B)$, and sends it to CTF through the channel C_{BT} (the corresponding sending action is denoted $s_{C_{BT}}(ENC_{pk_T}(r_B))$);
3. Carol receives some voting request D_C from the outside through the channel C_{CI} (the corresponding reading action is denoted $r_{C_{CI}}(D_C)$), he generates a request r_C , encrypts it by CTF's public key through an action $enc_{pk_T}(r_C)$, and sends it to CTF through the channel C_{CT} (the corresponding sending action is denoted $s_{C_{CT}}(ENC_{pk_T}(r_C))$);
4. Dave receives some voting request D_D from the outside through the channel C_{DI} (the corresponding reading action is denoted $r_{C_{DI}}(D_D)$), he generates a request r_D , encrypts it by CTF's public key through an action $enc_{pk_T}(r_D)$, and sends it to CTF through the channel C_{DT} (the corresponding sending action is denoted $s_{C_{DT}}(ENC_{pk_T}(r_D))$);

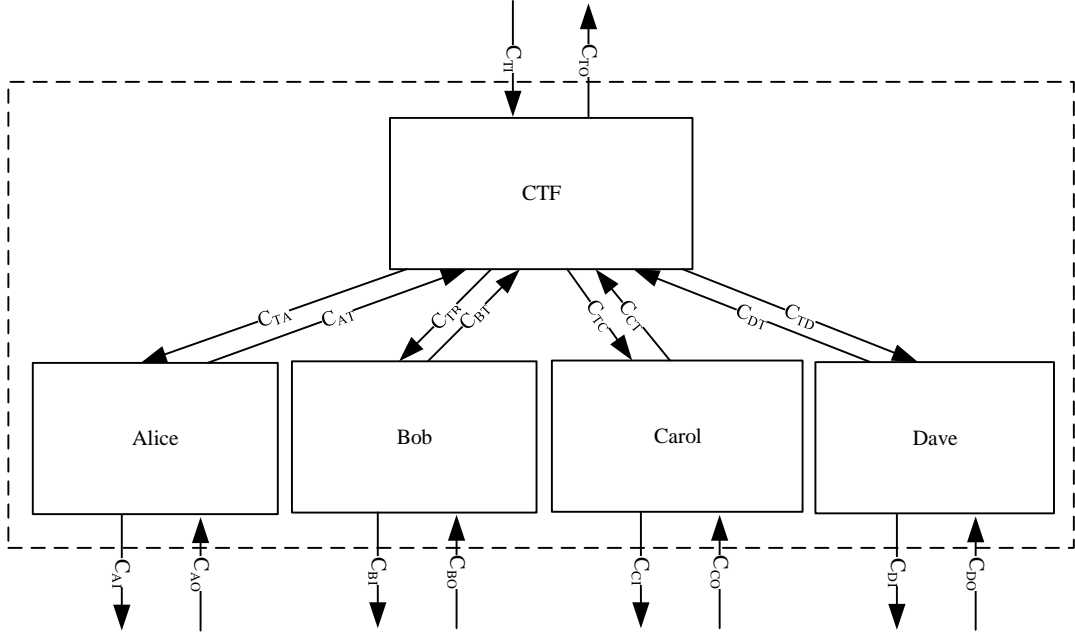


Figure 36: Secure elections protocol 6

5. CTF receives the requests from Alice, Bob, Carol and Dave through the channels C_{AT} , C_{BT} , C_{CT} and C_{DT} (the corresponding reading actions are denoted $s_{C_{AT}}(ENC_{pk_T}(r_A))$, $s_{C_{BT}}(ENC_{pk_T}(r_B))$, $s_{C_{CT}}(ENC_{pk_T}(r_C))$, and $s_{C_{DT}}(ENC_{pk_T}(r_D))$ respectively), he decrypts these encrypted requests through the actions $dec_{sk_T}(ENC_{pk_T}(r_A))$, $dec_{sk_T}(ENC_{pk_T}(r_B))$, $dec_{sk_T}(ENC_{pk_T}(r_C))$, and $dec_{sk_T}(ENC_{pk_T}(r_D))$ to get r_A , r_B , r_C and r_D , records the names of Alice, Bob, Carol and Dave through actions $rec(A)$, $rec(B)$, $rec(C)$ and $rec(D)$; CTF maintain a table of valid numbers; then CTF encrypts all numbers R through actions $enc_{pk_A}(R)$, $enc_{pk_B}(R)$, $enc_{pk_C}(R)$ and $enc_{pk_D}(R)$ and sends them to Alice, Bob, Carol and Dave through the channels C_{TA} , C_{TB} , C_{TC} and C_{TD} respectively (the corresponding sending action is denoted $s_{C_{TA}}(ENC_{pk_A}(R))$, $s_{C_{TB}}(ENC_{pk_B}(R))$, $s_{C_{TC}}(ENC_{pk_C}(R))$, and $s_{C_{TD}}(ENC_{pk_D}(R))$);
6. Alice receives the encrypted number from CTF through the channel C_{TA} (the corresponding reading action is denoted $r_{C_{TA}}(ENC_{pk_A}(R))$), she decrypts the encrypted number through an action $dec_{sk_A}(ENC_{pk_A}(R))$ to randomly select one R_A , generates a random identity number I_A through an action rsg_{I_A} and her vote v_A , generates a pair of public/private keys through an action $rsg_{pk'_A, sk'_A}$, encrypted I_A, R_A, v_A through an action $enc_{pk'_A}(I_A, R_A, v_A)$ and sends the encrypted message to CTF through the channel C_{AT} (the corresponding sending action is denoted $s_{C_{AT}}(ENC_{pk'_A}(I_A, R_A, v_A))$);
7. Bob receives the encrypted number from CTF through the channel C_{TB} (the corresponding reading action is denoted $r_{C_{TB}}(ENC_{pk_B}(R))$), he decrypts the encrypted number through an action $dec_{sk_B}(ENC_{pk_B}(R))$ to randomly select one R_B , generates a random identity

number I_B through an action rsg_{I_B} and his vote v_B , generates a pair of public/private keys through an action $rsg_{pk'_B, sk'_B}$, encrypted I_A, R_A, v_A through an action $enc_{pk'_B}(I_A, R_A, v_A)$ and sends the encrypted message to CTF through the channel C_{BT} (the corresponding sending action is denoted $s_{C_{BT}}(ENC_{pk'_B}(I_B, R_B, v_B))$);

8. Carol receives the encrypted number from CTF through the channel C_{TC} (the corresponding reading action is denoted $r_{C_{TC}}(ENC_{pk_C}(R))$), he decrypts the encrypted number through an action $dec_{sk_C}(ENC_{pk_C}(R))$ to randomly select one R_C , generates a random identity number I_C through an action rsg_{I_C} and his vote v_C , generates a pair of public/private keys through an action $rsg_{pk'_C, sk'_C}$, encrypted I_A, R_A, v_A through an action $enc_{pk'_C}(I_A, R_A, v_A)$ and sends the encrypted message to CTF through the channel C_{CT} (the corresponding sending action is denoted $s_{C_{CT}}(ENC_{pk'_C}(I_C, R_C, v_C))$);
9. Dave receives the encrypted number from CTF through the channel C_{TD} (the corresponding reading action is denoted $r_{C_{TD}}(ENC_{pk_A}(R))$), he decrypts the encrypted number through an action $dec_{sk_D}(ENC_{pk_D}(R))$ to randomly select one R_D , generates a random identity number I_D through an action rsg_{I_D} and his vote v_D , generates a pair of public/private keys through an action $rsg_{pk'_D, sk'_D}$, encrypted I_A, R_A, v_A through an action $enc_{pk'_D}(I_A, R_A, v_A)$ and sends the encrypted message to CTF through the channel C_{DT} (the corresponding sending action is denoted $s_{C_{DT}}(ENC_{pk'_D}(I_D, R_D, v_D))$);
10. CTF receives the encrypted messages from Alice, Bob, Carol and Dave through the channels C_{AT}, C_{BT}, C_{CT} and C_{DT} (the corresponding reading actions are denoted $r_{C_{AT}}(ENC_{pk'_A}(I_A, R_A, v_A)), r_{C_{BT}}(ENC_{pk'_B}(I_B, R_B, v_B)), r_{C_{CT}}(ENC_{pk'_C}(I_C, R_C, v_C))$, and $r_{C_{DT}}(ENC_{pk'_D}(I_D, R_D, v_D))$ respectively), he sends them to the outside through the channel C_{TO} (the corresponding sending actions are denoted $s_{C_{TO}}(ENC_{pk'_A}(I_A, R_A, v_A)), s_{C_{TO}}(ENC_{pk'_B}(I_B, R_B, v_B)), s_{C_{TO}}(ENC_{pk'_C}(I_C, R_C, v_C))$, and $s_{C_{TO}}(ENC_{pk'_D}(I_D, R_D, v_D))$ respectively); then he sends the request r_T to request the voter to reveal their votes through the channels C_{TA}, C_{TB}, C_{TC} and C_{TD} (the corresponding sending actions are denoted $s_{C_{TA}}(r_T), s_{C_{TB}}(r_T), s_{C_{TC}}(r_T)$, and $s_{C_{TD}}(r_T)$);
11. Alice receives the request r_T from CTF through the channel C_{TA} (the corresponding reading action is denoted $r_{C_{TA}}(r_T)$), she sends R_A, I_A, sk'_A to CTF through the channel C_{AT} (the corresponding sending action is denoted $s_{C_{AT}}(R_A, I_A, sk'_A)$);
12. Bob receives the request r_T from CTF through the channel C_{TB} (the corresponding reading action is denoted $r_{C_{TB}}(r_T)$), she sends R_B, I_B, sk'_B to CTF through the channel C_{BT} (the corresponding sending action is denoted $s_{C_{BT}}(R_B, I_B, sk'_B)$);
13. Carol receives the request r_T from CTF through the channel C_{TC} (the corresponding reading action is denoted $r_{C_{TC}}(r_T)$), he sends R_C, I_C, sk'_C to CTF through the channel C_{CT} (the corresponding sending action is denoted $s_{C_{CT}}(R_C, I_C, sk'_C)$);
14. Dave receives the request r_T from CTF through the channel C_{TD} (the corresponding reading action is denoted $r_{C_{TD}}(r_T)$), he sends R_D, I_D, sk'_D to CTF through the channel C_{DT} (the corresponding sending action is denoted $s_{C_{DT}}(R_D, I_D, sk'_D)$);
15. CTF receives the message from Alice, Bob, Carol and Dave through the channels C_{AT}, C_{BT}, C_{CT} and C_{DT} (the corresponding reading actions are denoted $r_{C_{AT}}(R_A, I_A, sk'_A), r_{C_{BT}}(R_B, I_B, sk'_B), r_{C_{CT}}(R_C, I_C, sk'_C)$, and $r_{C_{DT}}(R_D, I_D, sk'_D)$ respectively), he decrypts

the above encrypted messages through actions $dec_{sk'_A}(ENC_{pk'_A}(I_A, R_A, v_A))$, $dec_{sk'_B}(ENC_{pk'_B}(I_B, R_B, v_B))$, $dec_{sk'_C}(ENC_{pk'_C}(I_C, R_C, v_C))$, and $dec_{sk'_D}(ENC_{pk'_D}(I_D, R_D, v_D))$. If $isExisted(R_A) = TRUE$, he removes R_A from its table through an action $remove(R_A)$, records the vote v_A and the pair of I_A and v_A into the voting results TAB through an action $rec(I_A, v_A)$, else he does nothing; if $isExisted(R_B) = TRUE$, he removes R_B from its table through an action $remove(R_B)$, records the vote v_B and the pair of I_B and v_B into the voting results TAB through an action $rec(I_B, v_B)$, else he does nothing; if $isExisted(R_C) = TRUE$, he removes R_C from its table through an action $remove(R_C)$, records the vote v_C and the pair of I_C and v_C into the voting results TAB through an action $rec(I_C, v_C)$, else he does nothing; if $isExisted(R_D) = TRUE$, he removes R_D from its table through an action $remove(R_D)$, records the vote v_D and the pair of I_D and v_D into the voting results TAB through an action $rec(I_D, v_D)$, else he does nothing. Finally, he sends the voting results TAB to the outside through the channel C_{TO} (the corresponding sending action is denoted $s_{C_{TO}}(TAB)$).

Where $D_A, D_B, D_C, D_D \in \Delta$, Δ is the set of data.

Alice's state transitions described by APT_CG are as follows.

$$\begin{aligned}
A &= \sum_{D_A \in \Delta} r_{CAI}(D_A) \cdot A_2 \\
A_2 &= enc_{pk_T}(r_A) \cdot A_3 \\
A_3 &= s_{CAT}(ENC_{pk_T}(r_A)) \cdot A_4 \\
A_4 &= r_{CTA}(ENC_{pk_A}(R)) \cdot A_5 \\
A_5 &= dec_{sk_A}(ENC_{pk_A}(R)) \cdot A_6 \\
A_6 &= rsg_{I_A} \cdot A_7 \\
A_7 &= rsg_{pk'_A, sk'_A} \cdot A_8 \\
A_8 &= enc_{pk'_A}(I_A, R_A, v_A) \cdot A_9 \\
A_9 &= s_{CAT}(ENC_{pk'_A}(I_A, R_A, v_A)) \cdot A_{10} \\
A_{10} &= r_{CTA}(r_T) \cdot A_{11} \\
A_{11} &= s_{CAT}(R_A, I_A, sk'_A) \cdot A
\end{aligned}$$

Bob's state transitions described by APT_CG are as follows.

$$\begin{aligned}
B &= \sum_{D_B \in \Delta} r_{CBI}(D_B) \cdot B_2 \\
B_2 &= enc_{pk_T}(r_B) \cdot B_3 \\
B_3 &= s_{CBT}(ENC_{pk_T}(r_B)) \cdot B_4 \\
B_4 &= r_{CTB}(ENC_{pk_B}(R)) \cdot B_5 \\
B_5 &= dec_{sk_B}(ENC_{pk_B}(R)) \cdot B_6 \\
B_6 &= rsg_{I_B} \cdot B_7 \\
B_7 &= rsg_{pk'_B, sk'_B} \cdot B_8 \\
B_8 &= enc_{pk'_B}(I_B, R_B, v_B) \cdot B_9 \\
B_9 &= s_{CBT}(ENC_{pk'_B}(I_B, R_B, v_B)) \cdot B_{10} \\
B_{10} &= r_{CTB}(r_T) \cdot B_{11}
\end{aligned}$$

$$B_{11} = s_{C_{BT}}(R_B, I_B, sk'_B) \cdot B$$

Carol's state transitions described by $APTC_G$ are as follows.

$$C = \sum_{D_C \in \Delta} r_{C_{CI}}(D_C) \cdot C_2$$

$$C_2 = enc_{pk_T}(r_C) \cdot C_3$$

$$C_3 = s_{C_{CT}}(ENC_{pk_T}(r_C)) \cdot C_4$$

$$C_4 = r_{C_{TC}}(ENC_{pk_C}(R)) \cdot C_5$$

$$C_5 = dec_{sk_C}(ENC_{pk_C}(R)) \cdot C_6$$

$$C_6 = rsg_{I_C} \cdot C_7$$

$$C_7 = rsg_{pk'_C, sk'_C} \cdot C_8$$

$$C_8 = enc_{pk'_C}(I_C, R_C, v_C) \cdot C_9$$

$$C_9 = s_{C_{CT}}(ENC_{pk'_C}(I_C, R_C, v_C)) \cdot C_{10}$$

$$C_{10} = r_{C_{TC}}(r_T) \cdot C_{11}$$

$$C_{11} = s_{C_{CT}}(R_C, I_C, sk'_C) \cdot C$$

Dave's state transitions described by $APTC_G$ are as follows.

$$D = \sum_{D_D \in \Delta} r_{C_{DI}}(D_D) \cdot D_2$$

$$D_2 = enc_{pk_T}(r_D) \cdot D_3$$

$$D_3 = s_{C_{DT}}(ENC_{pk_T}(r_D)) \cdot D_4$$

$$D_4 = r_{C_{TD}}(ENC_{pk_D}(R)) \cdot D_5$$

$$D_5 = dec_{sk_D}(ENC_{pk_D}(R)) \cdot D_6$$

$$D_6 = rsg_{I_D} \cdot D_7$$

$$D_7 = rsg_{pk'_D, sk'_D} \cdot D_8$$

$$D_8 = enc_{pk'_D}(I_D, R_D, v_D) \cdot D_9$$

$$D_9 = s_{C_{DT}}(ENC_{pk'_D}(I_D, R_D, v_D)) \cdot D_{10}$$

$$D_{10} = r_{C_{TD}}(r_T) \cdot D_{11}$$

$$D_{11} = s_{C_{DT}}(R_D, I_D, sk'_D) \cdot D$$

CTF's state transitions described by $APTC_G$ are as follows.

$$T = s_{C_{AT}}(ENC_{pk_T}(r_A)) \parallel s_{C_{BT}}(ENC_{pk_T}(r_B)) \\ \parallel s_{C_{CT}}(ENC_{pk_T}(r_C)) \parallel s_{C_{DT}}(ENC_{pk_T}(r_D)) \cdot T_2$$

$$T_2 = dec_{sk_T}(ENC_{pk_T}(r_A)) \parallel dec_{sk_T}(ENC_{pk_T}(r_B)) \\ \parallel dec_{sk_T}(ENC_{pk_T}(r_C)) \parallel dec_{sk_T}(ENC_{pk_T}(r_D)) \cdot T_3$$

$$T_3 = rec(A) \parallel rec(B) \parallel rec(C) \parallel rec(D) \cdot T_4$$

$$T_4 = enc_{pk_A}(R) \parallel enc_{pk_B}(R) \parallel enc_{pk_C}(R) \parallel enc_{pk_D}(R) \cdot T_5$$

$$T_5 = s_{C_{TA}}(ENC_{pk_A}(R)) \parallel s_{C_{TB}}(ENC_{pk_B}(R)) \\ \parallel s_{C_{TC}}(ENC_{pk_C}(R)) \parallel s_{C_{TD}}(ENC_{pk_D}(R)) \cdot T_6$$

$$T_6 = r_{C_{AT}}(ENC_{pk'_A}(I_A, R_A, v_A)) \parallel r_{C_{BT}}(ENC_{pk'_B}(I_B, R_B, v_B)) \\ \parallel r_{C_{CT}}(ENC_{pk'_C}(I_C, R_C, v_C)) \parallel r_{C_{DT}}(ENC_{pk'_D}(I_D, R_D, v_D)) \cdot T_7$$

$$T_7 = s_{C_{TO}}(ENC_{pk'_A}(I_A, R_A, v_A)) \parallel s_{C_{TO}}(ENC_{pk'_B}(I_B, R_B, v_B)) \\ \parallel s_{C_{TO}}(ENC_{pk'_C}(I_C, R_C, v_C)) \parallel s_{C_{TO}}(ENC_{pk'_D}(I_D, R_D, v_D)) \cdot T_8$$

$$T_8 = s_{C_{TA}}(r_T) \parallel s_{C_{TB}}(r_T) \parallel s_{C_{TC}}(r_T) \parallel s_{C_{TD}}(r_T) \cdot T_9$$

$$T_9 = r_{C_{AT}}(R_A, I_A, sk'_A) \parallel r_{C_{BT}}(R_B, I_B, sk'_B) \\ \parallel r_{C_{CT}}(R_C, I_C, sk'_C) \parallel r_{C_{DT}}(R_D, I_D, sk'_D) \cdot T_{10}$$

$$T_{10} = dec_{sk'_A}(ENC_{pk'_A}(I_A, R_A, v_A)) \parallel dec_{sk'_B}(ENC_{pk'_B}(I_B, R_B, v_B)) \\ \parallel dec_{sk'_C}(ENC_{pk'_C}(I_C, R_C, v_C)) \parallel dec_{sk'_D}(ENC_{pk'_D}(I_D, R_D, v_D)) \cdot T_{11}$$

$$T_{11} = ((\{isExisted(R_A) = TRUE\} \cdot remove(R_A) \cdot rec(I_A, v_A) + \{isExisted(R_A) = FALSE\}) \\ \parallel (\{isExisted(R_B) = TRUE\} \cdot remove(R_B) \cdot rec(I_B, v_B) + \{isExisted(R_B) = FALSE\}) \\ \parallel (\{isExisted(R_C) = TRUE\} \cdot remove(R_C) \cdot rec(I_C, v_C) + \{isExisted(R_C) = FALSE\}) \\ \parallel (\{isExisted(R_D) = TRUE\} \cdot remove(R_D) \cdot rec(I_D, v_D) + \{isExisted(R_D) = FALSE\})) \cdot T_{12}$$

$$T_{12} = s_{C_{TO}}(TAB) \cdot T$$

The sending action and the reading action of the same type data through the same channel can communicate with each other, otherwise, will cause a deadlock δ . We define the following communication functions.

$$\gamma(r_{C_{AT}}(ENC_{pk_T}(r_A)), s_{C_{AT}}(ENC_{pk_T}(r_A))) \triangleq c_{C_{AT}}(ENC_{pk_T}(r_A))$$

$$\gamma(r_{C_{TA}}(ENC_{pk_A}(R)), s_{C_{TA}}(ENC_{pk_A}(R))) \triangleq c_{C_{TA}}(ENC_{pk_A}(R))$$

$$\gamma(r_{C_{AT}}(ENC_{pk'_A}(I_A, R_A, v_A)), s_{C_{AT}}(ENC_{pk'_A}(I_A, R_A, v_A))) \triangleq c_{C_{AT}}(ENC_{pk'_A}(I_A, R_A, v_A))$$

$$\gamma(r_{C_{TA}}(r_T), s_{C_{TA}}(r_T)) \triangleq c_{C_{TA}}(r_T)$$

$$\gamma(r_{C_{AT}}(R_A, I_A, sk'_A), s_{C_{AT}}(R_A, I_A, sk'_A)) \triangleq c_{C_{AT}}(R_A, I_A, sk'_A)$$

$$\gamma(r_{C_{BT}}(ENC_{pk_T}(r_B)), s_{C_{BT}}(ENC_{pk_T}(r_B))) \triangleq c_{C_{BT}}(ENC_{pk_T}(r_B))$$

$$\gamma(r_{C_{TB}}(ENC_{pk_B}(R)), s_{C_{TB}}(ENC_{pk_B}(R))) \triangleq c_{C_{TB}}(ENC_{pk_B}(R))$$

$$\gamma(r_{C_{BT}}(ENC_{pk'_B}(I_B, R_B, v_B)), s_{C_{BT}}(ENC_{pk'_B}(I_B, R_B, v_B))) \triangleq c_{C_{BT}}(ENC_{pk'_B}(I_B, R_B, v_B))$$

$$\gamma(r_{C_{TB}}(r_T), s_{C_{TB}}(r_T)) \triangleq c_{C_{TB}}(r_T)$$

$$\gamma(r_{C_{BT}}(R_B, I_B, sk'_B), s_{C_{BT}}(R_B, I_B, sk'_B)) \triangleq c_{C_{BT}}(R_B, I_B, sk'_B)$$

$$\gamma(r_{C_{CT}}(ENC_{pk_T}(r_C)), s_{C_{CT}}(ENC_{pk_T}(r_C))) \triangleq c_{C_{CT}}(ENC_{pk_T}(r_C))$$

$$\gamma(r_{C_{TC}}(ENC_{pk_C}(R)), s_{C_{TC}}(ENC_{pk_C}(R))) \triangleq c_{C_{TC}}(ENC_{pk_C}(R))$$

$$\gamma(r_{C_{CT}}(ENC_{pk'_C}(I_C, R_C, v_C)), s_{C_{CT}}(ENC_{pk'_C}(I_C, R_C, v_C))) \triangleq c_{C_{CT}}(ENC_{pk'_C}(I_C, R_C, v_C))$$

$$\gamma(r_{C_{TC}}(r_T), s_{C_{TC}}(r_T)) \triangleq c_{C_{TC}}(r_T)$$

$$\gamma(r_{C_{CT}}(R_C, I_C, sk'_C), s_{C_{CT}}(R_C, I_C, sk'_C)) \triangleq c_{C_{CT}}(R_C, I_C, sk'_C)$$

$$\gamma(r_{C_{DT}}(ENC_{pk_T}(r_D)), s_{C_{DT}}(ENC_{pk_T}(r_D))) \triangleq c_{C_{DT}}(ENC_{pk_T}(r_D))$$

$$\gamma(r_{C_{TD}}(ENC_{pk_D}(R)), s_{C_{TD}}(ENC_{pk_D}(R))) \triangleq c_{C_{TD}}(ENC_{pk_D}(R))$$

$$\gamma(r_{C_{DT}}(ENC_{pk'_D}(I_D, R_D, v_D)), s_{C_{DT}}(ENC_{pk'_D}(I_D, R_D, v_D))) \triangleq c_{C_{DT}}(ENC_{pk'_D}(I_D, R_D, v_D))$$

$$\gamma(r_{C_{TD}}(r_T), s_{C_{TD}}(r_T)) \triangleq c_{C_{TD}}(r_T)$$

$$\gamma(r_{C_{DT}}(R_D, I_D, sk'_D), s_{C_{DT}}(R_D, I_D, sk'_D)) \triangleq c_{C_{DT}}(R_D, I_D, sk'_D)$$

Let all modules be in parallel, then the protocol $A \ B \ C \ D \ T$ can be presented by the following process term.

$$\tau_I(\partial_H(\Theta(A \bowtie B \bowtie C \bowtie D \bowtie T))) = \tau_I(\partial_H(A \bowtie B \bowtie C \bowtie D \bowtie T))$$

where $H = \{r_{CAT}(ENC_{pk_T}(r_A)), s_{CAT}(ENC_{pk_T}(r_A)),$
 $r_{CTA}(ENC_{pk_A}(R)), s_{CTA}(ENC_{pk_A}(R)),$
 $r_{CAT}(ENC_{pk'_A}(I_A, R_A, v_A)), s_{CAT}(ENC_{pk'_A}(I_A, R_A, v_A)),$
 $r_{CTA}(r_T), s_{CTA}(r_T),$
 $r_{CAT}(R_A, I_A, sk'_A), s_{CAT}(R_A, I_A, sk'_A),$
 $r_{CBT}(ENC_{pk_T}(r_B)), s_{CBT}(ENC_{pk_T}(r_B)),$
 $r_{CTB}(ENC_{pk_B}(R)), s_{CTB}(ENC_{pk_B}(R)),$
 $r_{CBT}(ENC_{pk'_B}(I_B, R_B, v_B)), s_{CBT}(ENC_{pk'_B}(I_B, R_B, v_B)),$
 $r_{CTB}(r_T), s_{CTB}(r_T),$
 $r_{CBT}(R_B, I_B, sk'_B), s_{CBT}(R_B, I_B, sk'_B),$
 $r_{CCT}(ENC_{pk_T}(r_C)), s_{CCT}(ENC_{pk_T}(r_C)),$
 $r_{CTC}(ENC_{pk_C}(R)), s_{CTC}(ENC_{pk_C}(R)),$
 $r_{CCT}(ENC_{pk'_C}(I_C, R_C, v_C)), s_{CCT}(ENC_{pk'_C}(I_C, R_C, v_C)),$
 $r_{CTC}(r_T), s_{CTC}(r_T),$
 $r_{CCT}(R_C, I_C, sk'_C), s_{CCT}(R_C, I_C, sk'_C),$
 $r_{CDT}(ENC_{pk_T}(r_D)), s_{CDT}(ENC_{pk_T}(r_D)),$
 $r_{CTD}(ENC_{pk_D}(R)), s_{CTD}(ENC_{pk_D}(R)),$
 $r_{CDT}(ENC_{pk'_D}(I_D, R_D, v_D)), s_{CDT}(ENC_{pk'_D}(I_D, R_D, v_D)),$
 $r_{CTD}(r_T), s_{CTD}(r_T),$
 $r_{CDT}(R_D, I_D, sk'_D), s_{CDT}(R_D, I_D, sk'_D) | D_A, D_B, D_C, D_D \in \Delta\},$

$I = \{c_{CAT}(ENC_{pk_T}(r_A)), c_{CTA}(ENC_{pk_A}(R)),$
 $c_{CAT}(ENC_{pk'_A}(I_A, R_A, v_A)), c_{CBT}(ENC_{pk_T}(r_B)),$
 $c_{CTB}(ENC_{pk_B}(R)), c_{CBT}(ENC_{pk'_B}(I_B, R_B, v_B)),$
 $c_{CCT}(ENC_{pk_T}(r_C)), c_{CTC}(ENC_{pk_C}(R)),$
 $c_{CCT}(ENC_{pk'_C}(I_C, R_C, v_C)), c_{CDT}(ENC_{pk_T}(r_D)),$
 $c_{CTD}(ENC_{pk_D}(R)), c_{CDT}(ENC_{pk'_D}(I_D, R_D, v_D)),$
 $c_{CTA}(r_T), c_{CAT}(R_A, I_A, sk'_A), c_{CTB}(r_T), c_{CBT}(R_B, I_B, sk'_B),$
 $c_{CTC}(r_T), c_{CCT}(R_C, I_C, sk'_C), c_{CTD}(r_T), c_{CDT}(R_D, I_D, sk'_D),$
 $enc_{pk_T}(r_A), enc_{pk_T}(r_B), enc_{pk_T}(r_C), enc_{pk_T}(r_D),$
 $dec_{sk_A}(ENC_{pk_A}(R)), dec_{sk_B}(ENC_{pk_B}(R)), dec_{sk_C}(ENC_{pk_C}(R)),$
 $dec_{sk_D}(ENC_{pk_D}(R)), rsg_{I_A}, rsg_{I_B}, rsg_{I_C}, rsg_{I_D},$
 $rsg_{pk'_A, sk'_A}, rsg_{pk'_B, sk'_B}, rsg_{pk'_C, sk'_C}, rsg_{pk'_D, sk'_D},$
 $enc_{pk'_A}(I_A, R_A, v_A), enc_{pk'_B}(I_B, R_B, v_B), enc_{pk'_C}(I_C, R_C, v_C), enc_{pk'_D}(I_D, R_D, v_D),$
 $dec_{sk_T}(ENC_{pk_T}(r_A)), dec_{sk_T}(ENC_{pk_T}(r_B)),$
 $dec_{sk_T}(ENC_{pk_T}(r_C)), dec_{sk_T}(ENC_{pk_T}(r_D)),$
 $rec(A), rec(B), rec(C), rec(D), enc_{pk_A}(R), enc_{pk_B}(R),$
 $enc_{pk_C}(R), enc_{pk_D}(R), dec_{sk'_A}(ENC_{pk'_A}(I_A, R_A, v_A)),$
 $dec_{sk'_B}(ENC_{pk'_B}(I_B, R_B, v_B)), dec_{sk'_C}(ENC_{pk'_C}(I_C, R_C, v_C)), dec_{sk'_D}(ENC_{pk'_D}(I_D, R_D, v_D)),$
 $\{isExisted(R_A) = TRUE\}, remove(R_A), rec(I_A, v_A), \{isExisted(R_A) = FALSE\},$
 $\{isExisted(R_B) = TRUE\}, remove(R_B), rec(I_B, v_B), \{isExisted(R_B) = FALSE\},$
 $\{isExisted(R_C) = TRUE\}, remove(R_C), rec(I_C, v_C), \{isExisted(R_C) = FALSE\},$
 $\{isExisted(R_D) = TRUE\}, remove(R_D), rec(I_D, v_D), \{isExisted(R_D) = FALSE\}$
 $| D_A, D_B, D_C, D_D \in \Delta\}.$

Then we get the following conclusion on the protocol.

Theorem 10.6. *The secure elections protocol 6 in Figure 36 is improved based on the secure elections protocol 5.*

Proof. Based on the above state transitions of the above modules, by use of the algebraic laws of $APTC_G$, we can prove that

$$\tau_I(\partial_H(A \bowtie B \bowtie C \bowtie D \bowtie T)) = \sum_{D_A, D_B, D_C, D_D \in \Delta} ((r_{CAI}(D_A) \parallel r_{CBI}(D_B) \parallel r_{CCI}(D_C) \parallel r_{CDI}(D_D)) \cdot (s_{CTO}(ENC_{pk'_A}(I_A, R_A, v_A)) \parallel s_{CTO}(ENC_{pk'_B}(I_B, R_B, v_B)) \parallel s_{CTO}(ENC_{pk'_C}(I_C, R_C, v_C)) \parallel s_{CTO}(ENC_{pk'_D}(I_D, R_D, v_D)))) \cdot s_{CTO}(TAB)) \cdot \tau_I(\partial_H(A \bowtie B \bowtie C \bowtie D \bowtie T)).$$

For the details of proof, please refer to section 2.9, and we omit it.

That is, the protocol in Figure 36 $\tau_I(\partial_H(A \bowtie B \bowtie C \bowtie D \bowtie T))$ can exhibit desired external behaviors, and is secure. But, for the properties of secure elections protocols:

1. Legitimacy: only authorized voters can vote;
2. Oneness: no one can vote more than once;
3. Privacy: no one can determine for whom anyone else voted;
4. Non-replicability: no one can duplicate anyone else's vote;
5. Non-changeability: no one can change anyone else's vote;
6. Validness: every voter can make sure that his vote has been taken into account in the final tabulation, if CTF is trustworthy.

Additionally, (1) If a voter observes that his vote is not properly counted, he can protest; (2) A voter can change his votes later. □

References

- [1] B. Schneier. (1996). Applied cryptography: protocols, algorithms, and source code in c, 2nd ed. government information quarterly, 13(3), 336.
- [2] M. Burrows, M. Abadi, and R. M. Needham. (1989). A logic of authentication. Proceedings of the Royal Society of London A, 426:233-271, 1989. A preliminary version appeared as Digital Equipment Corporation Systems Research Center report No. 39.
- [3] Y. Wang. (2016). Algebraic laws for true concurrency. arXiv preprint arXiv:1611.09035.
- [4] F.W. Vaandrager. (1986). Verification of two communication protocols by means of process algebra. Report CS-R8608, CWI, Amsterdam.
- [5] J. F. Groote, A. Ponse. (1994). Process algebra with guards: combining hoare logic with process algebra. Formal Aspects of Computing, 6(2): 115-164.
- [6] F. Moller. (1990). The importance of the left merge operator in process algebras. In M.S. Paterson, ed., Proceedings 17th Colloquium on Automata, Languages and Programming (ICALP'90), Warwick, LNCS 443, 752-764. Springer.
- [7] M. Abadi, A. D. Gordon. (1999). A calculus for cryptographic protocols: The spi calculus. Information and computation, 148(1), 1-70.
- [8] M. Abadi, B. Blanchet, C. Fournet. (2017). The applied pi calculus: Mobile values, new names, and secure communication. Journal of the ACM (JACM), 65(1), 1-41.
- [9] K.A. Bartlett, R.A. Scantlebury, and P.T. Wilkinson. A note on reliable full-duplex transmission over half-duplex links. (1969). Communications of the ACM, 12(5):260-261.