

VaccinItaly: monitoring Italian conversations around vaccines on Twitter

Francesco Pierri, Silvio Pavanetto, Marco Brambilla, Stefano Ceri

Dipartimento di Elettronica, Informazione e Bioingegneria
Politecnico di Milano
Milano, Italy

Abstract

We monitor online conversations of Italian users around vaccines on Twitter, and we provide public access to the on-going data collection which will run continuously throughout the vaccination campaign taking place in Italy. We started collecting tweets matching vaccine-related keywords (in Italian) on December 20th 2020 using Twitter APIs, capturing the Italian vaccine rollout (27th December 2020), and at the time of this writing (13th January 2021) we collected over 1.8 M tweets, with an average number of 30k tweets shared on a daily basis. We report a consistent amount of low-credibility information already circulating on Twitter alongside vaccine-related conversations, whose prevalence is smaller yet comparable to high-credibility information. We believe that our data will allow researchers to understand the interplay between public discourse on online social media and the evolution of the on-going vaccination campaign against SARS-CoV-2 taking place in Italy.

Introduction

On January 30th 2020, the World Health Organization declared the outbreak of a novel coronavirus (SARS-CoV-2) a global pandemic¹. A year later, the spread of the virus has caused almost 90 M confirmed cases and around 2 M fatalities globally². Italy, in particular, has been one of the first European countries to be hit by the virus, with over 2 M confirmed cases and 85 k fatalities at the beginning of 2021, and the first country outside China to implement national lockdown to circumvent its spreading with severe social and economic consequences (Bonaccorsi et al. 2020; Spelta et al. 2020).

Despite the global crisis, we witnessed the most rapid vaccine development for a pandemic in history when Pfizer-Biontech vaccine showed a 95% efficacy and was recently approved in several countries³. In the next few months, dozens of other vaccines are expected to be approved and

¹[https://www.who.int/publications/m/item/covid-19-public-health-emergency-of-international-concern-\(pheic\)-global-research-and-innovation-forum](https://www.who.int/publications/m/item/covid-19-public-health-emergency-of-international-concern-(pheic)-global-research-and-innovation-forum)

²<https://covid19.who.int>

³<https://www.pfizer.com/news/press-release/press-release-detail/pfizer-and-biontech-conclude-phase-3-study-covid-19-vaccine>



Figure 1: Daily number of tweets matching our list of vaccine-related keywords. The period shown goes from December 20th 2020 to January 13th but the collection is on-going.

made available to the public⁴. Italy, specifically, has started its vaccination campaign on December 27th 2020, and reached over 800 k dispensed doses⁵ by January 13th 2021.

As COVID-19 was spreading around the world, online social networks experienced a so-called "infodemic", i.e. an over-abundance of information about the on-going pandemic which yield severe repercussions on public health and safety (Zarocostas 2020; Yang et al. 2020; Gallotti et al. 2020). It is believed that low-credibility information might drive vaccine hesitancy and make it hard to reach herd immunity (Yang et al. 2020). The SOMA European observatory on online disinformation has recently identified four macro-categories of unreliable information about COVID-19 vaccines⁶: (1) there haven't been enough tests on vaccines to guarantee their safety; (2) some individuals died after being vaccinated; (3) there are further medical complications due to vaccines; (4) vaccines can modify our DNA.

Since 2016 US presidential elections, the research com-

⁴<https://www.nytimes.com/interactive/2020/science/coronavirus-vaccine-tracker.html>

⁵<http://www.salute.gov.it/portale/nuovocoronavirus/dettaglioContenutiNuovoCoronavirus>

⁶<https://www.disinfobservatory.org/disinformation-about-covid-19-and-vaccines-a-journey-across-europe/>

vaccini	vaccinarsi	vaccinerai
vaccino	vaccinare	vaccineremo
vaccinazioni	vacciniamoci	vaccinerete
iononmivaccino	vaccinareh24	iononmivaccinero
vaccinazione	vaccinerò	novaccinoainovax
vaccinocovid	vaccinoanticovid	iononsonounacavia

Table 1: List of keywords used to filter relevant tweets.

Users	Tweets	Hashtags	URLs
153,788	1,828,820	21,645	306,801

Table 2: Breakdown of our Twitter dataset.

munity has mostly focused its attention on political disinformation and election-related manipulation of online conversations (Lazer et al. 2018; Shao et al. 2018; Ferrara et al. 2016; Pierri and Ceri 2019). However, much concern has grown around health-related misinformation which became manifest during recent measles outbreaks (Filia et al. 2017) and other epidemics such as H1N1 and Ebola (Chew and Eysenbach 2010; Fung et al. 2014), eroding public trust in governments and institutions and undermining public counter measures during such crises.

In this paper, we describe an on-going data collection which enables researchers to investigate conversations around vaccines on Twitter during the vaccination campaign which started in Italy at the end of December 2020. At the time of this writing (January 13th), we collected more than 1.8 M tweets matching a series of Italian keywords related to vaccines in general; these are updated on a daily basis to capture trending hashtags and relevant events. The collection will run continuously throughout 2021 to keep track of the vaccination campaign. The repository associated to this project can be accessed here: <https://github.com/frapierrri/VaccinItaly>.

In the following, we provide related literature and we briefly describe our data, with a specific focus on the prevalence of low and high-credibility information shared alongside Twitter conversations on vaccines. We leave further analyses to future work. We finally draw some conclusions and provide potential usages for this dataset.

We believe that this data⁷ can contribute to a deeper understanding of the impact of online social networks in an unprecedented scenario where trust in science and governments will be critical to battle a global pandemic.

Related work

There is a huge corpus of literature around the diffusion of health-related (dis)information on online social networks. We describe a few contributions which are related to the Italian context, and refer the reader to (Wang et al. 2019) for a deeper review of the existing literature on the subject.

(Aquino et al. 2017) explored the relationships between Measles, mumps and rubella (MMR) vaccination coverage

⁷The dataset associated to this paper can be found here: <https://doi.org/10.7910/DVN/AZGNCJ>

in Italy and online search trends and social network activity from 2010 to 2015. Using a set of keywords related to the controversial link between MMR vaccines and autism, originated from a discredited 1998 paper, authors analyzed Google (search) Trends as well as the activity of Facebook pages and Twitter users on the same subject, and reported a significant negative correlation with the evolution of vaccination coverage in Italy (which decreased from 90% to 85% during the period of observation). They also identified real-world triggering events which most likely drove vaccine hesitancy, i.e. Court of Justice sentences which ruled in favor of a possible link between MMR vaccine and autism.

(Donzelli et al. 2018) provide a quantitative analysis of the Italian videos published on YouTube, from 2007 to 2017, about the link between vaccines and autism or other serious side effects in children. They showed that videos with a negative tone were more prevalent and got more views than those with a positive attitude, although they did not inspect how they were actually treating the link between vaccines and autism.

(Righetti 2020) analyzed the Italian vaccine-related environment on Twitter in correspondence of the child vaccination mandatory law promulgated in 2017. Using a keyword-based data collection similar to ours, the author showed that the strong "politicization" of the debate was associated to an increase in the amount of problematic information, such as conspiracy theories, anti-vax narratives and false news, shared by online users.

Data collection

Starting on December 20th 2020, we use a combination of Twitter Filter⁸ and Search⁹ APIs to collect tweets matching the set of keywords in Table 1.

In particular, we use the streaming endpoint in real-time, and we routinely employ the historical endpoint whenever we update our list of keywords in order to avoid missing relevant tweets. We daily check for trending hashtags and relevant events to add new keywords, e.g. "#novaccinoainovax" and "#iononsonounacavia" were trending on specific days only.

We provide in Figure 1 a time series for the daily number of tweets collected matching vaccine-related keywords, and in Table 2 a breakdown of the dataset at the time of this writing (January 13th). We highlight the official start of the vaccination campaign in Italy (December 27th), which corresponds to a peak in Twitter volume, with a red vertical line.

We show top-10 most tweeted hashtags in Figure 2. Most of them refer to the COVID-19 pandemic, with only one referring to the on-going debate between pro and anti vaccine followers in the early days of the vaccination campaign (cf. "novax").

In Figure 3 we show top-10 most active users who are also verified by Twitter. We can see that they mostly correspond

⁸<https://developer.twitter.com/en/docs/twitter-api/v1/tweets/filter-realtime/api-reference/post-statuses-filter>

⁹<https://developer.twitter.com/en/docs/twitter-api/v1/tweets/search/api-reference/get-search-tweets>

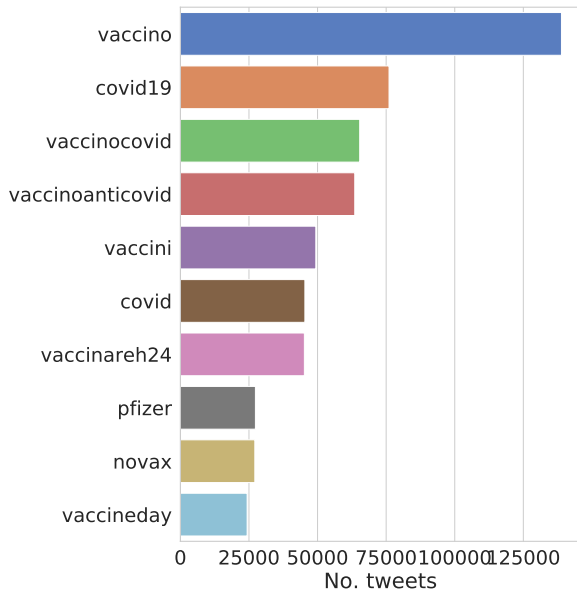


Figure 2: Top-10 hashtags tweeted by users in our collection.

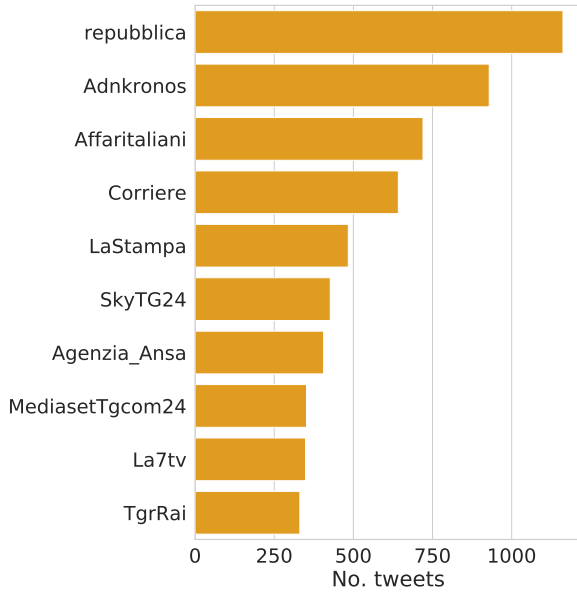


Figure 3: Top-10 most active verified users present in our collection.

to news media.

Prevalence of low and high credibility information

We extract URLs contained in tweets to understand the prevalence of low and high credibility information shared in vaccine-based conversations (Yang et al. 2020). We use a consolidated source-based approach to label news articles

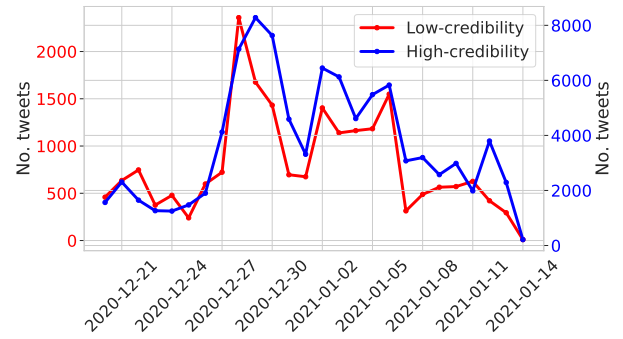


Figure 4: Daily number of tweets containing links to low and high credibility information websites. We use respectively red and blue colors to label y-axis and curve corresponding to the number of tweets for low and high credibility information.

(Lazer et al. 2018; Gallotti et al. 2020; Shao et al. 2018; Pierri, Piccardi, and Ceri 2020; ?; Pierri, Artoni, and Ceri 2020; Grinberg et al. 2019; Bovet and Makse 2019) depending on the reliability of the source, referring to the lists of Italian low and high credibility news websites provided by (Pierri 2020; Pierri, Artoni, and Ceri 2020). The former corresponds to websites flagged by Italian fact-checkers for publishing false news, hoaxes and conspiracy theories; the latter corresponds to Italian traditional and most popular news websites. Lists are available both in the dataset¹⁰ associated to this paper and in our repository¹¹ and we plan to manually augment them during our analyses.

In Figure 4 we show a time series for the daily number of tweets containing URLs coming from both classes of news websites (we use two different y-axes and colors to refer to each of them). We can see that high-credibility information is generally more prevalent than low-credibility one, and that they are positively correlated (Pearson correlation: $R = 0.89$, $pval \sim 0$).

Overall, low-credibility information amounts to over 20 k tweets, and top-10 shared websites are shown in Figure 5. We notice that a handful of them accounts for most of the shared tweets. Besides, most of them are associated to the (far)right wing community (cf. "liberoquotidiano.it", "laverita.info" and "ilprimatonazionale.it") and we also notice "it.sputniknews.com", a news outlet belonging to a Russian network of news websites which is oftentimes shared by Italian right-wing politicians.

High-credibility information accounts for approx. 95 k tweets, and we show top-10 shared websites in Figure 6. We can see that the most shared website ("ansa.it") is comparable to the most shared source of low-credibility information ("imolaoggi.it"). Other websites exhibit a prevalence above 4k tweets, which is much higher than most low-credibility websites.

We remark that a limitation to this estimates is that our

¹⁰<https://doi.org/10.7910/DVN/AZGNCJ>

¹¹<https://github.com/frapietri/VaccinItaly>

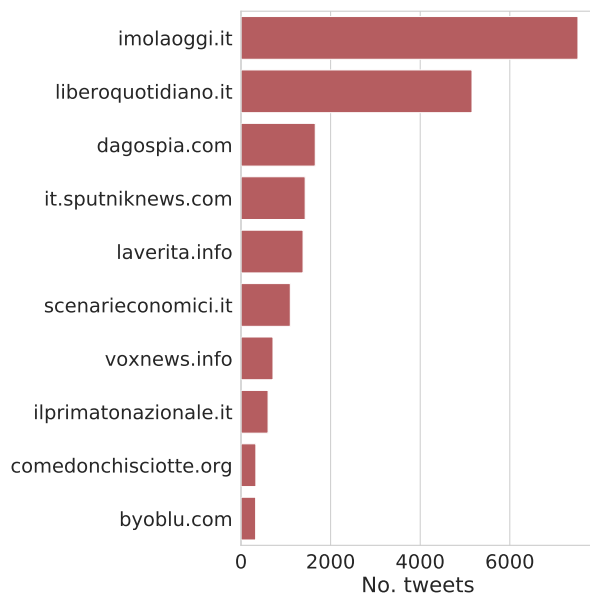


Figure 5: Top-10 websites sharing low-credibility news articles.

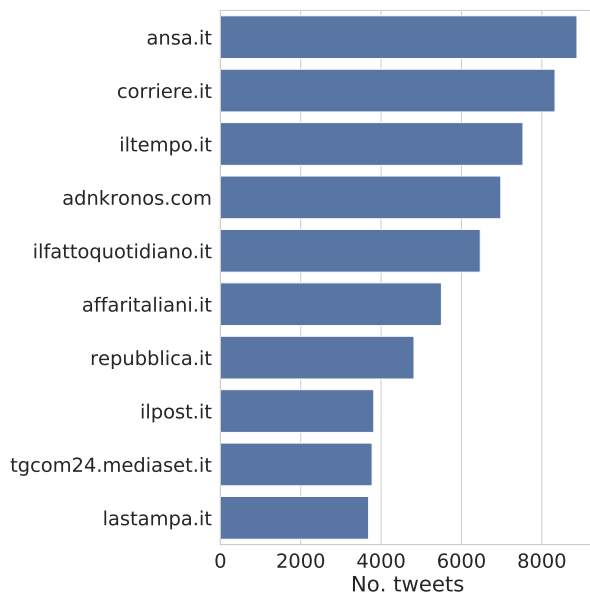


Figure 6: Top-10 websites sharing high-credibility news articles.

lists might not fully capture the amount of low and high-credibility information circulating on Twitter. Besides, we do not consider different typologies of content such as photos, videos, memes, etc.

Conclusions and future directions

We describe an on-going data collection which focuses on online conversations of Italian users around vaccines on Twitter, and we provide full access to the data which is continuously updated. We believe that this data allows to understand the interplay between public discourse on online social media and the vaccine rollout which will take place worldwide in the following months. In particular, we believe that researchers can exploit our data to further pursue several directions. To name a few: investigate the prevalence of reliable and unreliable on-line information and their impact on real-world initiatives (Yang et al. 2020); assess the presence of "coordinated inauthentic behaviour" and understand the role played by online malicious actors in such a critical moment (Pacheco et al. 2020; Broniatowski et al. 2018); analyze the polarization which takes place between pro and anti views on vaccines and understand the mechanisms which lead to the formation of hyper-partisan on-line communities (Schmidt et al. 2018; Johnson et al. 2020).

Acknowledgments

This work has been partially supported by the PRIN grant HOPE (FP6, Italian Ministry of Education), and the EU H2020 research and innovation programme, COVID-19 call, under grant agreement No. 101016233 "PERISCOPE" (<https://periscopeproject.eu/>).

References

Aquino, F.; Donzelli, G.; De Franco, E.; Privitera, G.; Lopalco, P. L.; and Carducci, A. 2017. The web and public confidence in MMR vaccination in Italy. *Vaccine* 35(35): 4494–4498.

Bonaccorsi, G.; Pierri, F.; Cinelli, M.; Porcelli, F.; Galeazzi, A.; Flori, A.; Schmidh, A. L.; Valensise, C. M.; Scala, A.; Quattrocioni, W.; and Pammolli, F. 2020. Economic and Social Consequences of Human Mobility Restrictions Under COVID-19. *Proceedings of the National Academy of Sciences*.

Bovet, A.; and Makse, H. A. 2019. Influence of fake news in Twitter during the 2016 US presidential election. *Nature Communications* 10(1): 7. ISSN 2041-1723. URL <https://doi.org/10.1038/s41467-018-07761-2>.

Broniatowski, D. A.; Jamison, A. M.; Qi, S.; AlKulaib, L.; Chen, T.; Benton, A.; Quinn, S. C.; and Dredze, M. 2018. Weaponized health communication: Twitter bots and Russian trolls amplify the vaccine debate. *American journal of public health* 108(10): 1378–1384.

Chew, C.; and Eysenbach, G. 2010. Pandemics in the age of Twitter: content analysis of Tweets during the 2009 H1N1 outbreak. *PloS one* 5(11): e14118.

Donzelli, G.; Palomba, G.; Federigi, I.; Aquino, F.; Cioni, L.; Verani, M.; Carducci, A.; and Lopalco, P. 2018. Misinformation on vaccination: a quantitative analysis of YouTube videos. *Human vaccines & immunotherapeutics* 14(7): 1654–1659.

- Ferrara, E.; Varol, O.; Davis, C.; Menczer, F.; and Flammini, A. 2016. The rise of social bots. *Communications of the ACM* 59(7): 96–104.
- Filia, A.; Bella, A.; Del Manso, M.; Baggieri, M.; Magurano, F.; and Rota, M. C. 2017. Ongoing outbreak with well over 4,000 measles cases in Italy from January to end August 2017- what is making elimination so difficult? *Euro-surveillance* 22(37): 30614.
- Fung, I. C.-H.; Tse, Z. T. H.; Cheung, C.-N.; Miu, A. S.; and Fu, K.-W. 2014. Ebola and the social media. .
- Gallotti, R.; Valle, F.; Castaldo, N.; Sacco, P.; and De Domenico, M. 2020. Assessing the risks of ‘infodemics’ in response to COVID-19 epidemics. *Nature Human Behaviour* 4: 1285–1293. doi:10.1038/s41562-020-00994-6.
- Grinberg, N.; Joseph, K.; Friedland, L.; Swire-Thompson, B.; and Lazer, D. 2019. Fake news on Twitter during the 2016 U.S. presidential election. *Science* 363(6425): 374–378. ISSN 0036-8075. URL <http://science.sciencemag.org/content/363/6425/374>.
- Johnson, N. F.; Velásquez, N.; Restrepo, N. J.; Leahy, R.; Gabriel, N.; El Oud, S.; Zheng, M.; Manrique, P.; Wuchty, S.; and Lupu, Y. 2020. The online competition between pro- and anti-vaccination views. *Nature* 1–4.
- Lazer, D.; Baum, M.; Benkler, Y.; Berinsky, A.; Greenhill, K.; et al. 2018. The science of fake news. *Science* 359(6380): 1094–1096. doi:10.1126/science.aao2998.
- Pacheco, D.; Hui, P.-M.; Torres-Lugo, C.; Truong, B. T.; Flammini, A.; and Menczer, F. 2020. Uncovering Coordinated Networks on Social Media. *arXiv preprint arXiv:2001.05658* .
- Pierri, F. 2020. The diffusion of mainstream and disinformation news on Twitter: the case of Italy and France. *Companion Proceedings of the Web Conference 2020 (WWW ’20 Companion)* .
- Pierri, F.; Artoni, A.; and Ceri, S. 2020. Investigating Italian disinformation spreading on Twitter in the context of 2019 European elections. *PloS one* 15(1): e0227821.
- Pierri, F.; and Ceri, S. 2019. False news on social media: a data-driven survey. *ACM Sigmod Record* 48(2).
- Pierri, F.; Piccardi, C.; and Ceri, S. 2020. A multi-layer approach to disinformation detection in US and Italian news spreading on Twitter. *EPJ Data Science* 9(35).
- Righetti, N. 2020. Health Politicization and Misinformation on Twitter. A Study of the Italian Twittersphere from Before, During and After the Law on Mandatory Vaccinations. doi: 10.31219/osf.io/6r95n. URL osf.io/6r95n.
- Schmidt, A. L.; Zollo, F.; Scala, A.; Betsch, C.; and Quattrociochi, W. 2018. Polarization of the vaccination debate on Facebook. *Vaccine* 36(25): 3606–3612.
- Shao, C.; Ciampaglia, G. L.; Varol, O.; Yang, K.-C.; Flammini, A.; and Menczer, F. 2018. The spread of low-credibility content by social bots. *Nature Communications* 9: 4787. doi:10.1038/s41467-018-06930-7.
- Spelta, A.; Flori, A.; Pierri, F.; Bonaccorsi, G.; and Pam-molli, F. 2020. After the lockdown: simulating mobility, public health and economic recovery scenarios. *Scientific reports* 10(1): 1–13.
- Wang, Y.; McKee, M.; Torbica, A.; and Stuckler, D. 2019. Systematic literature review on the spread of health-related misinformation on social media. *Social Science & Medicine* 240: 112552.
- Yang, K.-C.; Pierri, F.; Hui, P.-M.; Axelrod, D.; Torres-Lugo, C.; Bryden, J.; and Menczer, F. 2020. The COVID-19 Infodemic: Twitter versus Facebook. *arXiv preprint arXiv:2012.09353* .
- Zarocostas, J. 2020. How to fight an infodemic. *The Lancet* 395(10225): 676.