

Learning Augmented Index Policy for Optimal Service Placement at the Network Edge

Guojun Xiong*
SUNY-Binghamton University
Binghamton, NY 13902, USA
gxiong1@binghamton.edu

Rahul Singh*
Indian Institute of Science
Bangaluru, Karnataka 560012, India
rahulsingh@iisc.ac.in

Jian Li*
SUNY-Binghamton University
Binghamton, NY 13902, USA
lij@binghamton.edu

Abstract—We consider the problem of service placement at the network edge, in which a decision maker has to choose between N services to host at the edge to satisfy the demands of end users. Our goal is to design adaptive algorithms to minimize the average service delivery latency for users. We pose the problem as a Markov decision process (MDP) in which the system state is given by describing, for each service, the number of users that are currently waiting at the edge to obtain the service. However, solving this N -services MDP is computationally expensive due to the curse of dimensionality. To overcome this challenge, we show that the optimal policy for a single-service MDP has an appealing threshold structure, and derive explicitly the Whittle indices for each service as a function of the number of requests from end users based on the theory of Whittle index policy.

Since request arrival and service delivery rates are usually unknown and possibly time-varying, we then develop efficient learning augmented algorithms that fully utilize the structure of optimal policies with a low learning regret. The first of these is UCB-Whittle, and relies upon the principle of optimism in the face of uncertainty. The second algorithm, Q-learning-Whittle, utilizes Q-learning iterations for each service by using a two time scale stochastic approximation. We characterize the non-asymptotic performance of UCB-Whittle by analyzing its learning regret, and also analyze the convergence properties of Q-learning-Whittle. Simulation results show that the proposed policies yield excellent empirical performance.

Index Terms—Service placement, network edge, Markov decision process, Whittle index policy, reinforcement learning

I. INTRODUCTION

An increasing number of emerging agents such as smart wearables, mobile phones, are trending towards varied high data-rate services such as video streaming, web browsing, software downloads. This has urged service providers (e.g., CDN) to pursue new service technologies that yield a desirable quality of service and also a good quality of experience. One such technology entails network densification by deploying *edge servers* each of which is empowered with a small base station (SBS), for e.g. the storage-assisted future mobile Internet architecture and cache-assisted 5G systems [1]. Service requests are often derived from dispersed sources including end users, devices and sensors located around the globe. As a result, the distributed infrastructure of such a storage-assisted system (e.g., Akamai CDN, Google Analytics, etc) typically has a hub-and-spoke model as illustrated in Figure 1.

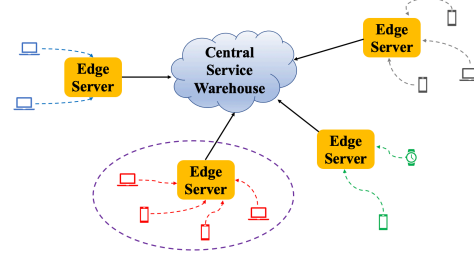


Fig. 1: The distributed model for a typical service placement comprises a single central service warehouse and multiple edge servers connected by cheap backhaul links.

A major challenge in such storage-assisted network edges is to decide which services each edge should host in order to efficiently satisfy the demands of end users. We refer to this as the *optimal service placement problem*. The service placement needs to take into account the heterogeneity of edge servers, end user requests, services, etc. For example, end users send service requests to geographically distributed edge servers near them. The requests are satisfied with a negligible latency if services are available in the edge. Otherwise, requests are further sent to the central service warehouse (CSW) at the cost of longer latency. While the CSW is often located in a well-provisioned data center, resources are typically limited at edges, i.e., the capacity of edge servers is usually limited. Furthermore, the network interface and hardware configuration of edge servers might greatly impact the response of services [2]. These issues pose significant challenges to ensuring that customers¹ waiting at the network edge for a service face minimal delay.

Existing works, e.g., [3]–[7] that address the issue of placing services at edge to minimize customer delays suffer from severe limitations. One such limitation is that they consider a deterministic system model, and hence the resulting service placements are highly pessimistic. Secondly, their solutions often assume that the system dynamics (e.g., service request rates) are fixed and known to the service provider, while these quantities are typically unknown and also possibly time varying in real systems. In departure from these works, our goal is to model the network edges by

*Equal contribution. Ordering determined by inverse alphabetical order.

¹We interchangeably use the term “end user” and “customer” in this paper.

using an appropriate stochastic framework. Secondly, we also leverage new machine learning (ML) techniques in order to efficiently learn the unknown network system parameters and derive optimal service placement strategies. This is particularly important since with the advent of cost-effective ML solutions, the network operator can deploy these solutions to optimize the system in real-time. In particular, we raise the following question: *Can we leverage ML for maximizing the benefits of storage resources available at the edges and optimizing the performance of service placement at the network edge?*

Main Results

We first focus on the scenario when the system parameters, e.g. arrival rates and service delivery rates are known to the decision maker. We pose the problem of placing services at the network edge so as to minimize the cumulative delays faced by customers waiting in queue as a Markov decision process (MDP) in which the system state is given by describing, for each service, the number of customers that are currently waiting at the edge to obtain this service. This MDP is intractable in general since the optimal solution is complicated and state-of-the-art solutions have a complex structure that depend on the entire state-space description, and hence not easily implementable and learnt.

Our MDP can be viewed as a special instance of the Restless Multi-Armed Bandit (RMAB) [8], [9], where each service is a bandit, and its queue length (number of customers waiting to receive it) is the state of the bandit. The problem of minimizing the cumulative customer delay is seen to be equivalent to maximizing the rewards earned by “pulling bandits” (placing services at edge) under the constraint that the total number of services placed at the edge is less than the edge capacity. However, the RMAB based formulation in general suffers from the curse of dimensionality [10] and is provably hard [11].

Since Whittle index policy [8] is computationally tractable, and also known to be asymptotically optimal [12], we propose to use it in order to overcome this computational challenge. We show that our MDP is indexable, and derive explicitly the Whittle indices for each service as a function of the number of customers that are waiting to receive it. Our derivation of Whittle indices relies on a key result which shows that the optimal policy for a single-service MDP, in which a service is charged price for being placed at the edge on top of being penalized for having outstanding customers waiting for it, has an optimal policy that is of threshold-type.

Since the system parameters, e.g. service request rates, delivery rates etc., are typically unknown and time varying in practice, we further explore the possibility of designing efficient learning augmented algorithms to address these. Although this can be posed as a RL problem, the resulting learning regret scales linearly with the size of the state-space [13], and hence would be too large for the algorithm to be of any practical use. Our contributions are to develop efficient RL based algorithms that have a low learning regret [14] because they utilize the structure of optimal policies.

Our first algorithm entitled UCB-Whittle relies upon the principle of optimism in the face of uncertainty [15]–[17]. UCB-Whittle combines the asymptotic optimality property of the Whittle policy [12] with the “efficient exploratory behavior” of UCB-based [16] learning algorithms. Thus, UCB-Whittle maintains a confidence ball that contains the true (unknown) parameter with a high probability. Within an RL episode it uses the Whittle index policy based on an optimistic estimate of the parameter from within this confidence ball. Since the computational complexity of solving for Whittle index policy scales linearly with the number of services, UCB-Whittle is practical with a learning regret not scaling the number of services.

Our second algorithm entitled Q-learning-Whittle, utilizes Q-learning iterations for each service by using a two time scale stochastic approximation. It leverages the threshold-structure of the optimal policy to learn the state-action pair with a deterministic action at each state. Hence, Q-learning-Whittle only learns Q-value of those state-action pairs following the current threshold policy. This new update rule leads to a substantial enhancement over the sample efficiency of Q-learning. Our numerical evaluations show that the proposed policies yield excellent empirical performance.

The rest of the paper is organized as follows. We describe the system model and the MDP formulation in Section II. We present the Lagrangian relaxation of the original MDP and derive Whittle index policy in Section III. We design novel learning augmented index policies UCB-Whittle and Q-learning-Whittle in Section IV and the proofs of the asymptotical performance of these algorithms are given in Section V. Numerical results are presented in Section VI. We discuss related work in Section VII and conclude the paper in Section VIII. Additional proof details are presented in Appendix IX.

II. SYSTEM MODEL

We consider a heterogeneous network as shown in Figure 1 where each geographically distributed edge server covers an area to provide services to end users. End users send their requests to different services to edge servers near them. The edge servers provide the requested services to end users if the corresponding services are placed in the edge server. Otherwise, the requests are further sent to the CSW at the cost of longer latency.

In particular, we focus on one edge server in Figure 1 due to the distributed nature of our system. Furthermore, there is one service provider that provides N distinct services indexed by $i \in \mathcal{N} = \{1, \dots, N\}$ to end users via the edge server. For simplicity, we assume that all services are unit sized. Our model can be easily generalized to variable sized services. The capacity of the edge server is $K \in \mathbb{N}_+$, where $K < N$.

We formulate the service placement problem using the framework of a Markov Decision Process (MDP) [18]. In particular, we consider the service requests as a continuous-time Markov process. We first specify the states, actions, rewards and transition kernel of the corresponding MDP.

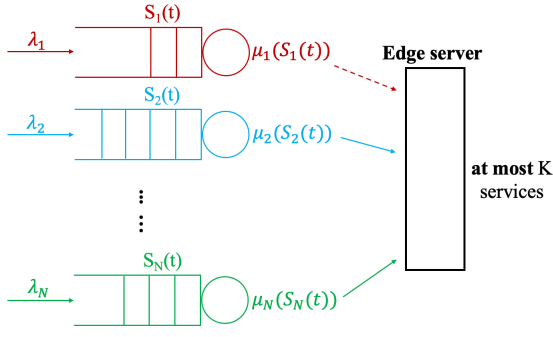


Fig. 2: A service placement system where the edge server can host at most K services at any moment in time.

State: The requests from end users for service $i \in \mathcal{N}$ arrive to the edge server according to a Poisson process with arrival rate λ_i , and the service delivery requirement is exponentially distributed with mean $1/\mu_i$. We model each service as a bandit², and denote its state as a queue, as shown in Figure 2. The queue length of service i at time t is denoted as $S_i(t)$, $\forall i \in \mathcal{N}$, which represents the number of customers (i.e., requests) waiting for service i since the latest placement of service i at the edge server. Furthermore, we assume that $S_i(t)$, $\forall i$ and $\forall t$ can be arbitrarily large but bounded value. The state of the system at time t is then defined as $\vec{S}(t) = (S_1(t), \dots, S_N(t))$.

Action: Decisions are made at moments when a bandit changes state, i.e., when there is a new service request. Upon each decision, two actions can be chosen for each bandit: action $a = 0$ (passive), i.e., not to place the service at the edge server, and action $a = 1$ (active), i.e., place the service at the edge server.

Transition Kernel: Throughout this paper we consider the *restless multi-armed bandits (RMAB)* problem [8] where each bandit is modeled as a *continuous birth-and-death process (BDP)*, which has been widely used to model real-world applications, e.g., [19], [20]. Specifically, the state of bandit i can evolve from S_i to state $S_i + 1$ or state $(S_i - 1)_+$ both when being active and being passive. The transition rates of the vector $\vec{S} = (S_1, \dots, S_N)$ are expressed as

$$\begin{cases} \vec{S} \rightarrow \vec{S} + \vec{e}_i, & \text{with transition rate } b_i(S_i, a_i), \\ \vec{S} \rightarrow \vec{S} - \vec{e}_i, & \text{with transition rate } d_i(S_i, a_i), \end{cases} \quad (1)$$

where \vec{e}_i is a N -dimensional vector with all zero elements except the i -th entry being equal to 1, and $d_i(0, a_i) = 0$. In particular, given the action taken in state \vec{S} , the dynamics of each bandit is independent of the others, as described in (1).

Different from conventional BDP, we define the transition rates as follows due to the unique nature of our service placement model. The birth rates satisfy $b_i(S_i, a_i) = \lambda_i$, which represents the rates of new requests from end users to service i , and the death rates satisfy $d_i(S_i, a_i) = \mu_i(S_i) a_i$ with $a_i = 1$ if service i is active. A state-dependent death rate enables us

to model more complicate scenarios such as the case in which the wireless channel capacity between the services and edge server is dynamically changed with the service state [20]. In this paper, we assume the departure rate as the classic $M/M/k$ queue for simplicity, i.e., $d_i(S_i, a_i) = \mu_i S_i a_i$.

Cost: For each service i , let $C_i(S_i, a_i)$ be the cost per unit time when in state S_i and it is either passive ($a_i = 0$) or active ($a_i = 1$). The cost represents the average latency for obtaining the service from the edge server for end users.

Optimal Service Placement Problem: We consider a policy π to determine which bandits being active, i.e., to place which services on the edge server at any moment in time. Since we model bandits as a continuous BDP, a special case of a continuous-time Markov process, we can focus on policies that make their decisions only based on the current state of bandits. For a given policy π , let $S_i(t)$ be the state of bandit i at time t and $\vec{S}(t) = (S_1(t), \dots, S_N(t))$. Denote actions as $A_i(t)$, where $A_i(t) = 1$ means that service i is made active at time t under policy π ; otherwise, service i is made passive at time t under policy π .

The expected average service delivery latency to end users under policy π is defined as

$$\bar{C}(\pi) := \limsup_{T \rightarrow \infty} \sum_{i=1}^N \frac{1}{T} \mathbb{E}_\pi \left(\int_0^T C_i(S_i(t), A_i(t)) dt \right), \quad (2)$$

where \mathbb{E}_π denotes the conditional expectation given policy π , and Π is the set of feasible policies that also ensure that the resulting state process is ergodic.

Our goal is then to derive a policy π to minimize the average delivery latency under an edge server capacity constraint. Hence, the optimal service placement problem can be formulated as the following MDP:

$$\begin{aligned} \min_{\pi \in \Pi} \quad & \bar{C}_\pi \\ \text{s.t.} \quad & \sum_{i=1}^N A_i(t) \leq K, \quad \forall t. \end{aligned} \quad (3)$$

The following result states the existence of value function and average cost value for the MDP (3), which follows directly by applying Chapter 6 [18].

Lemma 1. *It is known that there exists f and $V(\cdot)$ that satisfy the Dynamic Programming equation*

$$f = \min_{\sum_i a_i \leq K} \left(\sum_{i=1}^N \left[C_i(S_i, a_i) + b_i(S_i, a_i) V(\vec{S} + \vec{e}_i) + d_i(S_i, a_i) V(\vec{S} - \vec{e}_i) - (b_i(S_i, a_i) + d_i(S_i, a_i)) V(\vec{S}) \right] \right), \quad (4)$$

where a stationary policy that realizes the minimum in (4) is optimal with $f = \min_\pi C_\pi$ and $V(\vec{S})$ being the value function [18]. An optimal policy (4) can be obtained numerically by using value iteration or policy improvement algorithms.

Though in principle one could use the iterative algorithms mentioned above, in reality the “curse of dimensionality”, i.e.

²In the rest of the paper, we interchangeably use the term “bandit” and “service”.

exponential growth in the size of the state-space with the number of services N , renders such a solution impractical. Thus, we resort to using the Whittle index policy that is computationally appealing.

III. SERVICE PLACEMENT USING WHITTLE INDEX POLICY

In general, even if the state-space were bounded (say for example by truncating the queue lengths), the MDP (3) is a hard problem to solve because the optimal decisions for N services are strongly coupled. We realize that the problem (3) can be posed as a restless multi-armed bandit (RMAB) problem [8] in which $S_i(t)$ is the state of the i -th bandit. A tractable solution, i.e., one for which the computational complexity scales linearly with N , to the RMAB was proposed by Whittle [8]. We briefly describe the notion of indexability and the Whittle index policy. We then show that our problem is indexable.

A. Whittle Index Policy

Consider the following problem, which arises from (3) by relaxing its constraint to time-average:

$$\begin{aligned} \min_{\pi \in \Pi} \quad & \bar{C}_\pi \\ \text{s.t.} \quad & \limsup_{T \rightarrow \infty} \frac{1}{T} \mathbb{E}_\pi \left(\int_0^T \sum_{i=1}^N A_i(t) dt \right) \leq K. \end{aligned} \quad (5)$$

It can be shown that the relaxed problem (5) is computationally tractable, has a computational complexity that scales linearly with N , and has a decentralized solution in which the decisions for each service are made only on the basis of the state of that service.

Consider the Lagrangian associated with this problem,

$$\begin{aligned} \mathcal{L}(\pi, W) := \limsup_{T \rightarrow \infty} \frac{1}{T} \mathbb{E}_\pi \left\{ \int_0^T \left(\sum_{i=1}^N C_i(S_i(t), A_i(t)) \right. \right. \\ \left. \left. - W \left[K - \sum_{i=1}^N A_i(t) \right] \right) dt \right\}, \end{aligned} \quad (6)$$

where W is the Lagrangian multiplier. Also define the associated dual problem,

$$D(W) := \min_{\pi \in \Pi} \mathcal{L}(\pi, W). \quad (7)$$

Since the Lagrangian decouples into the sum of N individual service MDPs, it turns out that in order to evaluate the dual function at W , it suffices to solve N single-service MDPs of the following form (π_i is a policy for the i -th service):

$$\min_{\pi_i} \bar{C}_{\pi_i, i}, \quad (8)$$

where

$$\begin{aligned} \bar{C}_{\pi_i, i} := \limsup_{T \rightarrow \infty} \frac{1}{T} \mathbb{E}_{\pi_i} \left\{ \int_0^T \left(C_i(S_i(t), A_i(t)) \right. \right. \\ \left. \left. - W(1 - A_i(t)) \right) dt \right\}. \end{aligned} \quad (9)$$

Definition 1. (Indexability): Consider the single-service MDP (8) for i -th service. Let $D_i(W)$ denote the set of those states for which the optimal action is to choose action $a = 0$ (passive). Then, the i -th MDP is indexable if the set $D_i(W)$ increases with W , i.e., if $W > W'$ then $D_i(W) \supseteq D_i(W')$. The original MDP (3) is indexable if each of the N single-service MDPs are indexable.

Definition 2. (Whittle Index) If the single-service MDP for the i -th service is indexable, then the Whittle index in state s is denoted $W_i(s)$, and is given as follows:

$$W_i(s) := \inf_{W \geq 0} \{s \in D(W)\}.$$

Thus, it is the smallest value of the parameter W such that the optimal policy for service i is indifferent towards $a = 0$ and $a = 1$ when the state is equal to s .

B. MDP (3) is indexable

Our proof of indexability relies on the “threshold” property of the optimal policy for the single-service MDP, i.e., the service is placed on the edge server only when the number of requests for it at the edge is above a certain threshold.

Proposition 1. Fix a $W \geq 0$, and consider the single-service MDP (8). The optimal policy for this problem is of threshold type. The threshold depends upon W .

We now compute the stationary distribution of a threshold policy as a function of its threshold. This result is useful while proving indexability of the original MDP.

Proposition 2. The stationary distribution of the threshold policy $\pi = R$ satisfies

$$\begin{aligned} q_i(R') &= 0, \\ q_i(R) &= 1 / \left(1 + \sum_{j=1}^{\infty} \left(\frac{\lambda_i}{\mu_i} \right)^j \frac{1}{\prod_{k=1}^j (R+k)} \right) \\ q_i(R+l) &= \left(\frac{\lambda_i}{\mu_i} \right)^l \frac{1}{\prod_{k=1}^l (R+k)} q_i(R), l = 1, 2, \dots, \end{aligned} \quad (10)$$

where R' is a dummy states representing state 0 to R .

We conclude this subsection by show that all bandits are indexable under our model.

Proposition 3. The MDP (3) is indexable.

We are now ready to derive the Whittle indices for the MDP (3).

Proposition 4. The Whittle index is given by

$$W(R) = \frac{\mathbb{E}_{R+1}[C_i(S_i, A_i(S_i))] - \mathbb{E}_R[C_i(S_i, A_i(S_i))]}{\sum_{S_i=0}^{R+1} q_{R+1,i}(S_i) - \sum_{S_i=0}^R q_{R,i}(S_i)}, \quad (11)$$

when the right hand side of (11) is non-decreasing in R , where a sub-script denotes the fact that the associated quantities involve a threshold policy with the value of threshold set equal to this value.

Remark 1. If (11) is non-monotone in R , then the Whittle index cannot be derived by equating the average cost of two consecutive threshold policies. Instead, the algorithm described in [21], [22] provides a means to obtain Whittle index. In particular, the threshold policy -1 is compared to an appropriate threshold policy $R_0 > -1$, we obtain $W(R_0)$. Whittle index for all thresholds $r \in \{0, 1, \dots, R_0\}$ equals $W(R_0)$. The right choice of R_0 is the result of an optimization problem. Similarly, the index in state $R_0 + 1$ is computed by comparing threshold policy R_0 to an appropriate threshold policy $R_1 > R_0$. Then the Whittle index is $W(R_1)$ for all $r \in \{R_0 + 1, \dots, R_1\}$. The algorithm terminates when $R_i = \infty$ in one iteration i .

Remark 2. Since the cost function and the stationary probabilities are known, (11) can be numerically computed.

Remark 3. From (11), it is clear that the index of bandit i does not depend on the number of requests to other services j , $j \neq i$. Therefore, it provides a systematic way to derive simple policies that can be easily implementable.

C. Asymptotic Optimality

The Whittle index policy is in general not an optimal solution to the original problem (3). However, it has been proved that Whittle index policy is asymptotically optimal, e.g., [12], [23], [24] as the number of bandits that can be simultaneously made active grows proportionally with the total number of bandits.

IV. REINFORCEMENT LEARNING BASED WHITTLE INDEX POLICY

The computation of Whittle indices requires us to know the arrival rates λ_i and service rates μ_i . Since these quantities are typically unknown and possibly also time-varying, the assumption that these are known to the service provider, is not practical. Hence, we now develop learning algorithms [14] that can ensure almost the same performance as the Whittle index policy. In particular, we propose two reinforcement learning algorithms that can fully exploit the structure of our proposed Whittle index policy. We also quantify the sub-optimality of our learning algorithm in terms of its learning regret [25]. For the ease of exposition, we present the algorithms design and main results in this section, and relegate the proofs to Section V.

A. UCB-Whittle

We first propose a Upper Confidence Bounds (UCB) type algorithm based on the principle of optimism in the face of uncertainty [14], [16], [17]. To simplify the exposition, we will sample our continuous-time system at those discrete time-instants at which the system state changes, i.e. either an arrival or a departure occurs. This gives rise to a discrete-time controlled Markov process [18], and henceforth we will work exclusively with this discrete time system. We use $m_{i,\mu} := 1/\mu_i$ to denote the mean delivery time of service i , and $m_{i,\lambda} := 1/\lambda_i$ to denote the mean inter-arrival times

for requests for the i -th service. In what follows, we will parameterize the system in terms of the mean inter-arrival times and mean delivery times of all services. This is useful since the empirical estimates of mean inter-arrival times and mean delivery times are unbiased, while the empirical estimates of mean arrival rates and delivery rates are biased. Hence, this parametrization greatly simplifies the exposition and analysis. We denote $\theta_{i,0} = (m_{i,\lambda}, m_{i,\mu})$, and $\theta_0 = \{\theta_{i,0}\}_{i=1}^N$. Thus θ_0 denotes the vector comprising of the true system parameters.

Let \vec{s}, \vec{s}' be two possible system state values, and \vec{a} be an allocation for the combined system composed of N services. $p_\theta(\vec{s}, \vec{a}, \vec{s}')$ denotes one-step controlled transition probability for the combined system from state \vec{s} to state \vec{s}' under allocation \vec{a} when the system parameter is θ . The subscript θ denotes its dependence upon the value of true parameter. Since Whittle indices $W_i(\cdot)$ are also a function of the parameter θ_i , we denote $W_{i,\theta_i}(\cdot)$ in order to depict this dependence. For $\theta = \{\theta_i\}_{i=1}^N$, we use $W_\theta := \{W_{i,\theta_i}(\cdot)\}_{i=1}^N$, and by notational abuse we also use W_θ to denote Whittle index policy that uses Whittle indices $\{W_{i,\theta_i}(\cdot)\}_{i=1}^N$ for placing services.

The learning algorithm knows that θ_0 belongs to a finite set Θ . For a stationary control policy π that chooses $\vec{A}(t)$ on the basis of $\vec{S}(t)$, we let $\bar{C}(\pi; \theta)$ denote its infinite horizon average expected cost (i.e., latency) when true system parameter is equal to θ , and $\bar{C}(\pi; \theta, H)$ denote the cumulative cost incurred during H time-steps. As is common in the RL literature [13], [14], [17], we define the “gap” Δ as follows,

$$\Delta := \bar{C}(W_{\theta_0}; \theta_0) - \max_{\theta \in \Theta: \bar{C}(W_\theta; \theta_0) \neq \bar{C}(W_{\theta_0}; \theta_0)} \bar{C}(W_\theta; \theta). \quad (12)$$

Throughout, we assume that we are equipped with a probability space $(\Omega, \mathcal{F}, \mathbb{P})$ [26].

1) *Learning Setup:* We assume that the algorithm operates for T time steps. We consider an “episodic RL” setup [27] in which the total operating time horizon of T steps is composed of multiple “episodes”. Each episode is composed of H consecutive time steps. Let $\tau_k := kH, k = 0, 1, \dots$ denote the starting time of the k -th episode, and \mathcal{E}_k the set of time-slots that comprise the k -th episode. We assume that the system state is reset to $\vec{0}$ at the beginning of each episode. This can be attained by discarding, at the end of each episode, those users from our system which have not received service by the end of the current episode. Denote by \mathcal{F}_t the sigma-algebra [28] generated by the random variables $\{(\vec{S}(\ell), \vec{A}(\ell)) : \ell = 1, 2, \dots, t\}$. A learning rule ϕ is a collection of maps $\mathcal{F}_t \mapsto \mathcal{A}^3$ that utilizes the past observation history in order to make service placement decisions for the current time-step t .

2) *Learning Rule:* Let $\hat{m}_{i,\lambda}(t), \hat{m}_{i,\mu}(t)$ denote the empirical estimates of the mean arrival times and mean delivery time of service i at time t , i.e.,

$$\hat{m}_{i,\lambda}(t) := \frac{\text{Total time taken for arrivals for } i \text{ until } t}{\text{Total requests until } t}, \quad (13)$$

³ \mathcal{A} denotes the action space.

$$\hat{m}_{i,\mu}(t) := \frac{\text{Total time spent delivering } i \text{ until } t}{\text{Number of deliveries for } i \text{ until } t}. \quad (14)$$

Denote $\hat{\theta}_i(t) := (\hat{m}_{i,\lambda}(t), \hat{m}_{i,\mu}(t))$, and construct the confidence interval associated with $\hat{\theta}_i(t)$ as follows,

$$\mathcal{O}_i(t) := \{(m_1, m_2) : |m_1 - \hat{m}_{i,\lambda}(t)| \leq \epsilon_{i,\lambda}(t), \\ |m_2 - \hat{m}_{i,\mu}(t)| \leq \epsilon_{i,\mu}(t)\}, \quad (15)$$

where $\epsilon_{i,\lambda}(t), \epsilon_{i,\mu}(t)$ denote the radii of the confidence intervals, and are given as follows,

$$\epsilon_{i,\lambda}(t) := \sqrt{\frac{K_1}{N_{i,\lambda}(t)} \log \left(\frac{N \cdot T^b}{\delta} \right)}, \quad (16)$$

$$\epsilon_{i,\mu}(t) := \sqrt{\frac{K_1}{N_{i,\mu}(t)} \log \left(\frac{N \cdot T^b}{\delta} \right)}, \quad (17)$$

where $\delta > 0$ is a user-specified parameter, $N_{i,\lambda}(t)(N_{i,\mu}(t))$ denotes the number of samples obtained for estimating the arrival rate (delivery rate) of the i -th service until time t , and $b, K_1 > 0$ are constants. As discussed in Theorem 1, we will use $\delta = \frac{1}{T}$ in order to ensure that the learning algorithm has a good performance.

The confidence ball of the overall system is denoted as⁴

$$\mathcal{O}(t) := \{\theta = \{\theta_i\}_{i=1}^N \in \Theta : \theta_i \in \mathcal{O}_i(t), \forall i\}. \quad (18)$$

The learning rule then derives an “optimistic estimate” $\tilde{\theta}_k$ of the true parameter θ_0 as follows,

$$\tilde{\theta}_k \in \arg \min_{\theta \in \mathcal{O}(\tau_k)} \bar{C}(W_\theta; \theta). \quad (19)$$

In case $\mathcal{O}(\tau_k)$ is empty, then $\tilde{\theta}_k$ is chosen uniformly at random from the set Θ . During \mathcal{E}_k , the learning rule implements $W_{\tilde{\theta}_k}$. We summarize this as Algorithm 1.

Algorithm 1 UCB-Whittle

Initialize: $\hat{\lambda}_i(0) = .5, \hat{\mu}_i(0) = .5, N_i(0) = 0$ for all $i = 1, 2, \dots, N$.

for Episodes $k = 1, 2, \dots$, **do**

$k \rightarrow k + 1$.

Update the estimate $\hat{\theta}(\tau_k)$ by using (13)-(14) $\forall i$.

Calculate $\mathcal{O}_i(t), \forall i$ according to (15).

Calculate optimistic estimate $\tilde{\theta}_k$ by solving (19)

Calculate Whittle index policy $W_{\tilde{\theta}_k}$ and implement $W_{\tilde{\theta}_k}$ in the current episode \mathcal{E}_k

3) *Learning Regret*: We define the regret $R(\phi, T)$ of the learning rule ϕ as follows,

$$R(\phi, T) := \sum_{k=1}^K \left[\sum_{t \in \mathcal{E}_k} c(\vec{s}(t), \vec{u}(t)) - \bar{C}(W_{\theta_0}; \theta_0, H) \right], \quad (20)$$

where $\bar{C}(W_{\theta_0}; \theta_0, H)$ is the expected value of the cost incurred during H time-slots when W_{θ_0} is used on the system that has parameter equal to θ_0 . Our goal is to design a learning rule

⁴Though we define confidence intervals and empirical estimates for each time, they are used only at times τ_k that mark the beginning of a new episode.

that minimizes the expected value of the regret $R(\phi, T)$. Thus, our benchmark is the Whittle index rule that is designed for the system with parameters θ_0 . We next present the regret of UCB-Whittle algorithm.

Theorem 1. *Consider the UCB-Whittle Algorithm applied to adaptively place services on the edge server so as to minimize the average latency faced by users. We then have that with a probability greater than $1 - (\delta + \epsilon + \frac{\delta}{T})$, the regret $R(T)$ is bounded by $\frac{4}{\eta H \epsilon^2(\Delta)} \left[\frac{-\log \epsilon}{\ell b} \right]^2 \log \left(\frac{NT^b}{\delta} \right)$, where $\epsilon > 0$ is a user-specified parameter, ℓb is a lower bound on the mean inter-arrival times and delivery times, Δ is the gap (12), and the quantity $\epsilon(\Delta)$ is as in Lemma 9. With $\epsilon = \frac{1}{T}, \delta = \frac{1}{T}$, we obtain that the expected regret $\mathbb{E}(R(T))$ of UCB-Whittle is upper-bounded as follows,*

$$\mathbb{E}(R(T)) \leq \frac{4}{\eta H \epsilon^2(\Delta)} \frac{\log^2(T) \log(NT^{b+1})}{\min_i \min \{1/\lambda_i, 1/\mu_i\}}.$$

Proof Sketch: We show that the sample path regret can be upper-bounded by the number of episodes in which $\tilde{\theta}_k$ is not equal to θ , i.e., sub-optimal episodes. We then decompose the sample space Ω into “good set” \mathcal{G} and “bad set” \mathcal{G}^c . Loosely speaking, on \mathcal{G} we have that each user is sampled sufficiently many times, and moreover the sample estimates $\hat{\theta}(t)$ concentrate around the true value θ_0 . We show that the good properties of \mathcal{G} imply a bound on the number of sub-optimal episodes, and hence the regret. The expected regret on \mathcal{G}^c is bounded primarily by bounding its probability. The proof details are presented in Section V-A2.

Remark 4. *It is well known by now that the learning regret of commonly encountered non-trivial learning tasks grows asymptotically as $O(\log T)$ [14]–[16]. A key research problem is to design a learning algorithm that yields the “lowest possible” pre-factor to this logarithmic regret. Theorem 1 shows that UCB-Whittle has a regret $O(\log^2 T)$. An interesting question that arises is whether we could attain $O(\log T)$ regret with computationally tractable algorithms, and also what is the “optimal” instance-dependent [14] pre-factor.*

4) *Computational Complexity*: Problem (19) needs to be solved at the beginning of k -th episode. Solving (19) requires us to evaluate the average cost of the Whittle policy W_θ for each possible system parameter $\theta \in \Theta$. However, deriving the average cost of Whittle policy is computationally expensive because of the curse of dimensionality [29]. However, we note that the Whittle index policy is asymptotically optimal as the population size is scaled up to ∞ . Moreover, it is shown in [12] that the limiting value of the normalized⁵ average cost is equal to the value of the allocation problem in which the hard constraints are relaxed to time-average constraints. This means that for large population size we could approximate the cost $\bar{C}(W_\theta; \theta)$ by the optimal value of the relaxed problem. The relaxed problem is tractable since the decisions of different services are decoupled, and hence the

⁵Normalization involves dividing the expected cost by the population size.

computational complexity scales linearly with the number of services. Moreover, since a threshold policy is optimal for each individual service, and the stationary probability for such a single service that employs a threshold policy, is easily computed, the quantity $\bar{C}(W_\theta; \theta)$ can be obtained easily.

B. Q-learning-Whittle

We further design a heuristic learning algorithm for Whittle index, which bases on the off-policy Q-learning algorithm. The proposed algorithm leverages the threshold-structure of the optimal policy developed in Section III to learn the state-value action pair, which significantly differs from the conventional ϵ -greedy based Q-learning for RMAB [30].

We first rewrite the MDP for a single-service in (9) as

$$\min_{\pi} \limsup_{T \rightarrow \infty} \frac{1}{T} \mathbb{E}_{\pi} \left\{ \int_0^T \left(C_i(s, a) - W(1 - a) \right) dt \right\}, \quad (21)$$

where we drop the subscript i on the policy π since we consider a single service i . (21) can be further formulated as a dynamic programming, i.e.,

$$\begin{aligned} V_i^{\pi}(s) = & \min_{a \in \{0,1\}} a(C_i(s, 1) + \sum_{s'} p_i(s'|s, 1) V_i^{\pi}(s')) - f_i \\ & + (1 - a) \times (C_i(s, 0) - W_i(s) + \sum_{s'} p_i(s'|s, 0) V_i^{\pi}(s')), \end{aligned} \quad (22)$$

where $V_i^{\pi}(s)$ is the value function for bandit i in state s under policy π and f_i is the optimum cost value for i . Given (22), we define the state-action value as

$$\begin{aligned} Q_i^{\pi}(s, a) = & a(C_i(s, 1) + \sum_{s'} p_i(s'|s, 1) V_i^{\pi}(s')) - f_i \\ & + (1 - a) \times (C_i(s, 0) - W_i(s) + \sum_{s'} p_i(s'|s, 0) V_i^{\pi}(s')). \end{aligned} \quad (23)$$

Since the Whittle index for bandit i in state s is defined as the value $W_i(s)$ such that actions $a = 0$ and $a = 1$ are equally preferred in current state s , i.e., $Q_i^{\pi}(s, 0) = Q_i^{\pi}(s, 1)$, we can express the closed-form for $W_i(s)$ as

$$\begin{aligned} W_i(s) = & C_i(s, 0) - C_i(s, 1) \\ & + \sum_{s'} (p_i(s'|s, 0) - p_i(s'|s, 1)) V_i^{\pi}(s'). \end{aligned} \quad (24)$$

However, the transition probability $p_i(s'|s, a)$ is unknown and therefore we cannot directly calculate the Whittle index according to (24). In the following, we propose a Q-learning based algorithm to jointly update $Q_i(s, a)$ and $W_i(s)$.

To efficiently learn the Whittle index, we leverage the threshold structure of our policy as follows. Given a threshold policy $\pi = R$, any state $s < R$ is made passive and $s \geq R$ is made active otherwise. The Q-learning under this policy only updates $Q_i^R(s, 0), \forall s < R$ and $Q_i^R(s, 1), \forall s \geq R$. The rest Q values are unchanged and set to be infinity. Under this setting, the desired Whittle index $W_i(s)$ is the values satisfying

$$Q_i^s(s, 1) = Q_i^{s+1}(s, 0). \quad (25)$$

We notice from (23) and (25) that $W_i(s)$ is only a function of Whittle index for previous states, i.e., $\{W_i(r), \forall r < s\}$, which inspires a state-by-state update algorithm as follows.

Since each bandit shares the same update mechanism, we remove the subscript $i, \forall i \in \mathcal{N}$ for notational simplicity. We consider the same learning setting as in UCB-Whittle, i.e., the algorithm operates for an episodic setup with each episode containing H consecutive time horizon. Inside each episode k , the Q-learning recursion for threshold $\pi = R$ is defined as (26), where $t_k \in \{\tau_k, \tau_k + 1, \dots, \tau_k + H\}$ with $\tau_k := H(k - 1)$ being the start time slot for episode k . $W_k(s)$ is the Whittle index for episode k and is kept fixed for the entire episode. The learning rate $\alpha(t_k)$ is assumed to satisfy $\sum_{t=0}^{\infty} \alpha(t) = \infty, \sum_{t=0}^{\infty} \alpha(t)^2 < \infty$.

Our goal is to learn the Whittle index $W(s)$ by iteratively update $W^k(s)$ in the following manner

$$\begin{aligned} W_{k+1}(s) = & (1 - \gamma(k)) W_k(s) \\ & + \gamma(k) (Q_{\tau_{k+1}}^{s+1}(s, 0) - Q_{\tau_{k+1}}^s(s, 1)), \end{aligned} \quad (27)$$

with $\gamma(h)$ satisfying $\sum_{k=0}^{\infty} \gamma(k) = \infty, \sum_{k=0}^{\infty} \gamma(k)^2 < \infty$. For each state s , the Whittle index $W(s)$ is updated according to the double-time scale stochastic process according to (26) and (27). The entire procedure is summarized in Algorithm 2 and its convergence is presented in Lemma 2.

Algorithm 2 Q-learning-Whittle

- 1: Initialize: $Q_i(s, a) = 0, W_i(s)$ for all $i = 1, 2, \dots, N$.
 - 2: **for** $s \in \mathcal{S}$ **do**
 - 3: Set the threshold policy as $\pi = s$.
 - 4: **for** Episodes $k = 1, 2, \dots$, **do**
 - 5: The initial state is assumed to be $s = 0$ for all bandits.
 - 6: Update $W_k(s)$ according to (27).
 - 7: **for** $h = 1, 2, \dots, H$ **do**
 - 8: Update $Q_{\tau_k+h}^s(s, a)$ according to (26).
 - 9: Update $Q_{\tau_k+h}^{s+1}(s, a)$ according to (26).
 - 10: $k \leftarrow k + 1$.
 - 11: **Return:** $W(s), \forall s \in \mathcal{S}$.
-

Note that Algorithm 2 is only for a single bandit. The server just needs to repeat the procedures of Algorithm 2 for N times to achieve the Whittle indices for all bandits. Since there is no difference in the update mechanism for different bandits, we omit the algorithm description for the whole system. When considering the capacity of the server, i.e., it can only serve a maximum number of K bandits, an easy implementation of the algorithm is to divide the bandits into multiple groups with size K , and the server sequentially learns the Whittle indices for the bandits in each group.

Lemma 2. *The update of Whittle index in (27) converges almost surely, i.e.,*

$$\lim_{k \rightarrow \infty} W_k(s) \rightarrow W(s), \text{ with probability } 1.$$

$$Q_{t_k+1}^R(s, a) = \begin{cases} (1 - \alpha(t_k))Q_{t_k}^R(s, 1) + \alpha(t_k)(C(s, 1) + Q_{t_k}^R(s', 1_{s' \geq R})), & \text{if } s \geq R \\ (1 - \alpha(t_k))Q_{t_k}^R(s, 0) + \alpha(t_k)(C(s, 0) - W^k(s) + Q_{t_k}^R(s', 1_{s' \geq R})), & \text{if } s < R \end{cases} \quad (26)$$

Remark 5. The conventional Q -learning based method [30] relies on ϵ -greedy mechanism for balancing the trade-off between exploration and exploitation. The major difference between our Q -learning-Whittle and the traditional Q -learning based index policy [30] lies in the update of the Q -value as in (26). For the traditional method, when bandit i moves into a new state s' , with probability ϵ , it greedily selects an action a' to maximize $Q(s', a')$. While with probability $1 - \epsilon$, it selects a random action. It needs to learn Q value of every state-action pair. However, our proposed threshold-type Q -learning-Whittle has a deterministic action at each state as in (26). Therefore, under each policy $\pi = R$, it only learns Q values of those state-action pairs following the current threshold policy. Moreover, the Whittle index in current state only relies on the Whittle index in previous states, while the Whittle indices for all states are coupled in the conventional Q -learning based method. The proposed one will substantially enhance the sample efficiency and has a faster convergence speed, which will be verified in the numerical study.

V. PROOFS OF MAIN RESULTS

In this section, we provide the detailed proof of Theorem 1 on UCB-Whittle and Lemma 2 on Q -learning-Whittle.

A. Proof of Theorem 1 on UCB-Whittle

Throughout, we will make the following assumption regarding the set Θ that is known to contain the true parameter θ_0 .

Assumption 1. The process $\vec{S}(t)$ that denotes the number of services under the application of Whittle policy W_{θ_0} , is ergodic [31], i.e., the Markov chain is positive recurrent. Moreover, the associated average cost $\bar{C}(W_{\theta_0}; \theta_0)$ is finite.

1) *Preliminary Results:* We provide the following equivalent formulation of UCB-Whittle. This characterization turns out to be useful while analyzing its learning regret.

Lemma 3. UCB-Whittle can equivalently be described as follows. At the beginning of \mathcal{E}_k , the learning algorithm computes a certain “value” $I_\theta(\tau_k)$ for each $\theta \in \Theta$ as follows,

$$I_\theta(\tau_k) := \min_{\theta' \in \mathcal{O}(\tau_k)} \bar{C}(W_\theta; \theta'), \quad (28)$$

where $\mathcal{O}(t)$ is the confidence interval at time t (18). It then chooses $\tilde{\theta}_k$ the θ that has the least value $I_\theta(\tau_k)$, and implements the corresponding Whittle index rule $W_{\tilde{\theta}_k}$ during \mathcal{E}_k .

Proof. Note that the operation of obtaining $\tilde{\theta}_k$ could equivalently be re-written as follows

$$\min_{\theta \in \Theta} \min_{\theta' \in \mathcal{O}(t)} \bar{C}(W_\theta; \theta'). \quad (29)$$

After exchanging the order of minimization, (29) reduces to

$$\min_{\theta' \in \mathcal{O}(t)} \min_{\theta \in \Theta} \bar{C}(W_\theta; \theta'). \quad (30)$$

Since the Whittle index policy is asymptotically optimal [12] and there are only finitely many candidate policies W_θ in the inner-minimization problem above, (30) reduces to

$$\min_{\theta' \in \mathcal{O}(t)} \bar{C}(W_{\theta'}; \theta'). \quad (31)$$

However, this is exactly the problem (19) that needs to be solved in order to obtain $\tilde{\theta}_k$. \square

We now prove a concentration result for $\hat{\theta}(t)$.

Lemma 4. Define the set \mathcal{G}_1 as follows,

$$\mathcal{G}_1 := \{\omega \in \Omega : \theta_0 \in \mathcal{O}(t) \ \forall t \in [1, T]\}. \quad (32)$$

Consider UCB-Whittle employed with the parameter K_1 equal to $2\tau_h^2$, where the parameter τ_h is chosen so as to satisfy $\tau_h \geq \frac{-\log \epsilon}{\lambda}$. We have,

$$\mathbb{P}(\mathcal{G}_1) \geq 1 - (\delta + \epsilon). \quad (33)$$

Proof. Fix the number of samples used for estimating m_i at n_i . It then follows from Lemma 11 with the parameter t set equal to $\sqrt{K_1 n_i \log \left(\frac{N \cdot T^b}{\delta} \right)}$ that the probability with which the estimate of service rate lies outside the confidence ball, is less than $\exp \left(-\frac{K_1}{2\tau_h^2} \log \left(\frac{N \cdot T^b}{\delta} \right) \right) + \epsilon$. Letting $K_1 = 2\tau_h^2$, we have that this probability is upper-bounded by $\frac{\delta}{NT^b}$.

Since n_i can possibly assume T number of values, and $b > 1$, the proof follows by using union bound on the number of estimation samples, and users. \square

We now show that with a high probability, the value $I_{\theta_0}(t)$ of the Whittle policy corresponding to the true value θ_0 never falls above a certain threshold value of $\bar{C}(W_{\theta_0}; \theta_0)$.

Lemma 5. On the set \mathcal{G}_1 we have $I_{\theta_0}(t) \leq \bar{C}(W_{\theta_0}; \theta_0)$, $\forall t \in [1, T]$.

Proof. It follows from the equivalent definition (28) of UCB-Whittle developed in Lemma 3 that we have $I_{\theta_0}(t) \leq \bar{C}(W_{\theta_0}; \theta_0)$ if $\theta_0 \in \mathcal{O}(t)$. The proof then follows from Lemma 4. \square

Lemma 6. Consider the process $\vec{S}(t)$ that evolves under the application of $W_{\tilde{\theta}_k}$, where $\tilde{\theta}_k$ is the optimistic estimate obtained at the beginning of \mathcal{E}_k by solving (19). Then, on the set \mathcal{G}_1 we have that the following holds true: there exists a $T_0 \in \mathbb{N}$ and $\eta > 0$ such that for each service i ,

$$\frac{1}{H} \mathbb{E} \left(\sum_{t \in \mathcal{E}_k} A_i(s) \middle| \mathcal{F}_{\tau_k} \right) \geq \eta,$$

where $A_i(s)$ is 1 if service i is placed at time s , and is 0 otherwise. A similar inequality is also satisfied by the cumulative arrivals.

Proof. Note that in order for the average cost to be finite, each service i should be allocated a non-zero fraction of bandwidth at the server. Since under Assumption 1 W_θ the controlled process $\vec{S}(t)$ is ergodic and has finite cost, on \mathcal{G}_1 the cost incurred under $W_{\hat{\theta}_k}$ is definitely finite, and hence each service is provided a non-zero fraction of the total bandwidth at the server. The proof then follows since there are only finitely many choices for $W_{\hat{\theta}_k}$. \square

We next show that if each service has been sampled “sufficiently” many times, then the value $I_\theta(t)$ attached to a sub-optimal θ stays above the threshold $\bar{C}(W_{\theta_0}; \theta_0)$.

Let

$$k_1 := K_3 \log \left(\frac{NT^b}{\delta} \right), \quad (34)$$

where, $K_3 \geq \frac{2K_1}{\eta H \epsilon_1^2}$, and the parameter ϵ_1 satisfies $\epsilon_1 \leq \epsilon(\Delta)$ (see Lemma 9). Define \mathcal{G}_2 to be the following set

$$\mathcal{G}_2 := \left\{ \omega \in \Omega : N_i(\tau_{k_1}) \geq \frac{y_i}{2}, \forall i \right\}, \quad (35)$$

where in the above we denote

$$y_i := \sum_{k=0}^{k_1} \mathbb{E} \left(\sum_{t \in \mathcal{E}_k} \mathbb{1}\{u(t) = i\} | \mathcal{F}_{\tau_k} \right).$$

On the set \mathcal{G}_2 we can ensure lower bounds on the number of samples $N_i(t)$ of a user, since they are tightly concentrated around its mean value. Since the regret at any time t increases with the size of confidence balls (18), and since this size decreases with $N_i(t)$, we are able to obtain tight upper-bounds on regret on \mathcal{G}_2 .

Lemma 7. *Let k_1 be as in (34). On the set $\mathcal{G}_1 \cap \mathcal{G}_2$ we have that for episodes $k > k_1$, the value $I_\theta(t)$ of any sub-optimal W_θ is greater than $\bar{C}(W_{\theta_0}; \theta_0)$.*

Proof. On \mathcal{G}_2 we have that the number of samples of i satisfy $N_i(\tau_{k_1}) \geq \frac{\eta H}{2} K_3 \log \left(\frac{NT^b}{\delta} \right)$, and hence it follows from the definition of confidence intervals (16) that on $\mathcal{G}_1 \cap \mathcal{G}_2$ we have $\|\theta_0 - \hat{\theta}(\tau_k)\|_\infty \leq \sqrt{\frac{2K_1}{\eta H K_3}} \leq \epsilon(\Delta)$. Let θ^* denote the solution of the problem (28). It follows from Lemma 9 that the following holds on \mathcal{G} ,

$$|\bar{C}(W_\theta; \theta^*) - \bar{C}(W_\theta; \theta_0)| \leq \Delta, \text{ or } |I_\theta(t) - \bar{C}(W_\theta; \theta_0)| \leq \Delta.$$

This completes the proof. \square

Now we are ready to prove the regret of UCB-Whittle. We begin with the following result that allows us to decompose the regret into sum of “episodic regrets”.

Lemma 8. *For a learning algorithm ϕ , we can upper-bound its regret $R(\phi, T)$ (20) by a sum of “episodic regrets” as follows,*

$$\mathbb{E}(R(\phi, T)) \leq \sum_{k=1}^K \mathbb{E} \left[\mathbb{1} \left\{ \tilde{\theta}_k \neq \theta_0 \right\} \max_{\theta \in \Theta} \bar{C}(W_\theta; \theta_0) \right],$$

where K denotes the number of episodes until T .

Proof. The proof follows since in each episode, the learning algorithm uses a stationary control policy from within the set of stabilizing controllers $\{W_\theta : \theta \in \Theta\}$. \square

2) Proof of Regret of UCB-Whittle:

Proof of Theorem 1. Lemma 8, the decomposition result show us the following:

- 1) Episodic regret is 0 in those episodes in which $\tilde{\theta}_k$ is equal to θ_0 .
- 2) If $\tilde{\theta}_k$ is not equal to θ_0 , then the regret is bounded by $\max_{\theta \in \Theta} \bar{C}(W_\theta; \theta_0)$ times H .

Define $\mathcal{G} := \mathcal{G}_1 \cap \mathcal{G}_2$ as the good set, where \mathcal{G}_1 and \mathcal{G}_2 are as in (32) and (35) respectively. Note that it follows from Lemma 4 and Lemma 10 that the probability of \mathcal{G} is greater than $1 - (\delta + \epsilon + \frac{\delta}{T})$.

We thus have the following three sources of regret:

- (i) *Regret due to sub-optimal episodes on \mathcal{G} :* It follows from Lemma 5 and 7 that the regret is 0 in an episode if $k > k_1$.
- (ii) *Regret on \mathcal{G}_1^c :* As is seen in the proof of Lemma 4, the probability that the confidence interval $\mathcal{O}(\tau_k)$ in episode k fails is upper-bounded as $\frac{\delta}{T^b}$. Since the regret within such an episode is bounded by $H \max_{\theta \in \Theta} \bar{C}(W_\theta; \theta_0)$, the cumulative expected regret is upper-bounded by $\frac{KH \max_{\theta \in \Theta} \bar{C}(W_\theta; \theta_0)}{T^b} = \frac{\max_{\theta \in \Theta} \bar{C}(W_\theta; \theta_0)}{T^{b-1}}$, where the constant $b > 1$.
- (iii) *Regret on \mathcal{G}_2^c :* Since the probability of this set is $O(\frac{1}{T})$, and the regret on \mathcal{G}_2^c can be trivially upper-bounded by T , this component is $O(1)$.

The proof of the claimed upper-bound on expected regret then follows by adding the above three bounds. \square

B. Proof of Lemma 2 on Q-Learning-Whittle

Proof of Lemma 2. A standard theorem in stochastic convergence (Theorem 2.3.1 of [32]) states that if X_n are updated according to

$$X_{n+1} = X_n + \gamma_n(\xi_n - X_n),$$

with γ_n being square summable and ξ_n being bounded variables with mean e , then

$$\lim_{n \rightarrow \infty} X_n \rightarrow e, \text{ almost surely.} \quad (36)$$

Because the Q-learning recursion in (26) under the constraint $\sum_{t=0}^{\infty} \alpha(t) = \infty$, $\sum_{t=0}^{\infty} \alpha(t)^2 < \infty$ converges with probability 1 to a bounded limit [33], i.e., $\lim_{H \rightarrow \infty} Q_{\tau_k+H}^R(s, a) \rightarrow Q_{(k)}^s(s, a)$, $\lim_{H \rightarrow \infty} Q_{\tau_k+H}^{s+1}(s, 0) - Q_{\tau_k+H}^s(s, 1)$ are bounded random variables for every k . Denote the mean of random variable $Q_{(k)}^{s+1}(s, 0) - Q_{(k)}^s(s, 1)$ as $W(s) := \lim_{k \rightarrow \infty} \frac{\sum_{k=1}^{\infty} Q_{(k)}^{s+1}(s, 0) - Q_{(k)}^s(s, 1)}{k}$. Therefore, the desired results directly comes from (36). \square

VI. SIMULATION RESULTS

In this section, we first validate the performance of our proposed Whittle index policy in Section III, and then evaluate the performance of UCB-Whittle and Q-learning-Whittle.

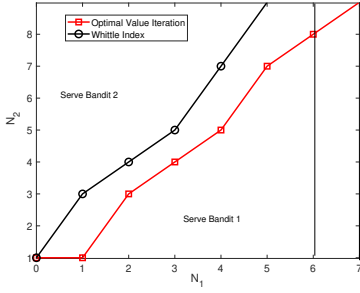


Fig. 3: Comparison between the optimal policy and Whittle index policy.

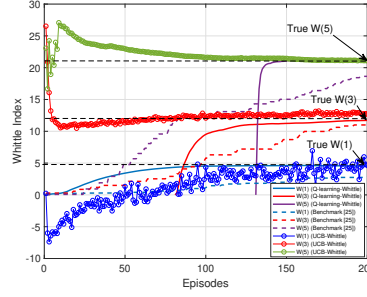


Fig. 4: Convergence of UCB-Whittle and Q-learning-Whittle.

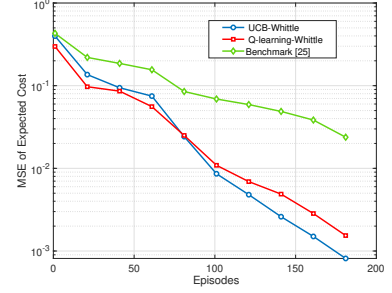


Fig. 5: MSE of expected cost comparison.

λ/μ	0.05	0.1	0.15	0.20	0.25	0.30	0.35	0.40
Index	1.25	3.99	0.62	3.358	0.81	0.596	3.44	0.02

TABLE I: Relative optimality gap in %.

A. Performance of Whittle Index Policy

We consider two classes of services with $\mu_1 = \mu_2 = 50$ and $\lambda_1 = \lambda_2 = \mu_1 \rho$. The time segment is assumed to be $\Delta_t = 0.01$. The cost function is given by a quadratic function as $C_k(S_k, a) = c_k(S_k - a)^2 + b_k(S_k - a)$ for $k \in \{1, 2\}$ with $c_1 = 2, c_2 = 1.5$ and $b_1 = 0.1, b_2 = 1$. We compare the relative error of the Whittle index policy with respect to the optimal value iteration policy, which is given by Table I. We observe that our Whittle index policy achieves nearly optimal performance across all loads.

We also depict the actions taken under Whittle index policy and the optimal policy with $\lambda/\mu = 0.8$. Figure 3 shows the switching curves of these two policies. It is clear that our Whittle index policy coincides with the optimal policy almost across all the state space, and hence captures the qualitative structure of the optimal policy.

B. Performance of Learning Algorithms

We consider $N = 10$ classes of service and at each time slot a maximum number $K = 5$ services can be placed at the edge server. The bandits have a common set of state $\mathcal{S} = \{0, 1, 2, 3, 4, 5\}$, where $s \in \mathcal{S}$ represents the queue length of the service. We assume every bandit has the same arrival and departure rate and the ratio of arrival and departure rate is set as $\lambda/\mu = 10$. The horizon of each episode is set as $H = 100$.

In Figure 4, we verify the convergence of UCB-Whittle and Q-learning-Whittle and compare them with the traditional ϵ -greedy Q-learning based index policy [30]. We assume that all bandits share the same quadratic cost function as $C_i(S_i, a) = 2(S_i - a)^2 + 0.1(S_i - a)$. For Q-learning-Whittle, the training parameters are set as $\alpha(t_k) = 0.01, \gamma(k) = 0.005$. From Figure 4, we observe that the Whittle indices for each state obtained by both UCB-Whittle and Q-learning-Whittle converge as the number of episodes goes large. Moreover, the UCB-Whittle algorithm has faster convergence speed for the Whittle indices of states with a longer queue length, whereas it requires more iterations to guarantee the convergence of those Whittle indices of states with a shorter queue length. Specifically, the Whittle indices of Q-learning-Whittle converges state by state, and the whole learning process converges roughly

in 150 episodes, while UCB-Whittle converges roughly in 200 episodes. However, the conventional ϵ -greedy Q-learning based indices, i.e., the benchmark in [30], requires a much larger number of episodes to converge.

We further compute the mean squared error (MSE) of the expected cost achieved by our proposed learning augmented Whittle index policies with that of the policy derived by the true Whittle index (with known system parameters). We assume the 10 bandits have two different cost functions, one is the same as before, i.e., $C_i(S_i, a) = 2(S_i - a)^2 + 0.1(S_i - a)$ and the other is $C_i(S_i, a) = 1.5(S_i - a)^2 + 1(S_i - a)$. We assume half bandits with the first cost function and the other half with the second cost function. Since the learned Whittle indices converge to the true Whittle indices as the number of episodes goes large, the MSE of expected costs achieved by UCB-Whittle and Q-learning-Whittle monotonically decrease, as shown in Figure 5. Moreover, Q-learning-Whittle slightly outperforms UCB-Whittle when the episode number is small, and the relation is reversed for a larger number of episodes. Nevertheless, both our proposed algorithms significantly outperform the conventional ϵ -greedy Q-learning algorithm. This verifies the performance of our proposed algorithms.

VII. RELATED WORK

Service Placement. The problem of service placement at the network edge has recently attracted a lot of attentions. For example, approximation algorithms are introduced in [3], [4], [6] to find a feasible service placement to maximize the total user utility through the formulation of mixed integer linear programs. Joint optimization of service placement and access point selection or request routing are addressed in [5], [7], [34]. A unified service placement and request dispatching framework is proposed to optimize tradeoffs between latency and service cost in [35] while [36] studies a similar problem in the context of image placement in fog network. However, most of existing results are under the assumption of full knowledge of the entire resources and users or the knowledge of statistics are assumed to be known. Thus none of these works incorporate learning component. The few works incorporate learning components on resource allocation and provisioning at cloud and edge computing are [37], [38]. Our work differs significantly from these by posing the service placement problem at the network edge as a MDP under a

continuous time model and developing an appealing simple threshold-type policy with performance guarantees that can be easily learned through a RL framework.

Restless Multi-Armed Bandits (RMAB). RMAB has been applied in numerous applications for resource allocation, such as congestion control [39], cloud computing [40], queueing systems [41], wireless communication [42], [43] and so on. Most existing works on RMAB focus on offline setting, e.g., [8], [43] while one often cannot have full system information beforehand in practice. Online RMAB has also gained attention, e.g., [44]–[46]. While its wide applications, RMAB suffers the curse of dimensionality and is provably hard (i.e., PSPACE [11]). One very successful heuristic has been the celebrated Whittle index policy [8], where the hard constraint of the number of bandits that can be used at each time is relaxed to be on average. Many studies focus on finding Whittle index policy for RMAB, e.g., [47]–[50], however, all are under specific assumptions and hard to generalize. Furthermore, the application of Whittle index requires full knowledge of the system, which is often not the case in practice. Many existing algorithms such as the classical adaptive control schemes and RL schemes do not exploit the special structure available in the problem.

Recent works such as [51]–[53] have developed learning algorithms that utilize Q-learning and multi-time scale stochastic approximation algorithms. However, they lack finite-time guarantees on “learning regret” [25]. Multi time-scale stochastic approximation algorithms typically suffer from the problem of slow convergence. A naive application of existing RL algorithms such as UCRL2, Thompson Sample or RBMLE [13], [17], [54] to solve our problem, would yield a learning regret that scales linearly with the state-space size. Since the size of state-space for our problem grows exponentially with the number of services N that could be placed at the server, this would mean that the performance of these algorithms is abysmal, and consequently they are of limited practical value.

VIII. CONCLUSION

In this paper, we studied the problem of optimal service placement at the network edge with the goal to minimize average service delivery latency. The problem formulation took the form on a Markov decision process. To overcome the computational complexity of solving the corresponding MDP, we showed that the optimal policy for the MDP associated with each service is of threshold-type and derived explicitly the Whittle indices for each service. We then developed efficient learning augmented algorithms, UCB-Whittle and Q-learning-Whittle to utilize the structure of optimal policies given that service request and delivery rates are usually unknown. We characterized the performance of these two algorithms and showed that they yielded excellent empirical performance.

REFERENCES

- [1] J. G. Andrews, H. Claussen, M. Dohler, S. Rangan, and M. C. Reed, “Femtocells: Past, Present, and Future,” *IEEE Journal on Selected Areas in communications*, vol. 30, no. 3, pp. 497–508, 2012.
- [2] Z. Chen, W. Hu, J. Wang, S. Zhao, B. Amos, G. Wu, K. Ha, K. El-gazzar, P. Pillai, R. Klatzky *et al.*, “An Empirical Study of Latency in An Emerging Class of Edge Computing Applications for Wearable Cognitive Assistance,” in *Proc. of ACM/IEEE SEC*, 2017.
- [3] T. He, H. Khamfroush, S. Wang, T. La Porta, and S. Stein, “It’s Hard to Share: Joint Service Placement and Request Scheduling in Edge Clouds with Sharable and Non-Sharable Resources,” in *Proc. of IEEE ICDCS*, 2018.
- [4] V. Farhadi, F. Mehmeti, T. He, T. La Porta, H. Khamfroush, S. Wang, and K. S. Chan, “Service Placement and Request Scheduling for Data-Intensive Applications in Edge Clouds,” in *Proc. of IEEE INFOCOM*, 2019.
- [5] K. Poularakis, J. Llorca, A. M. Tulino, I. Taylor, and L. Tassiulas, “Joint Service Placement and Request Routing in Multi-Cell Mobile Edge Computing Networks,” in *Proc. of IEEE INFOCOM*, 2019.
- [6] S. Pasteris, S. Wang, M. Herbst, and T. He, “Service Placement with Provable Guarantees in Heterogeneous Edge Computing Systems,” in *Proc. of IEEE INFOCOM*, 2019.
- [7] L. Wang, L. Jiao, T. He, J. Li, and H. Bal, “Service Placement for Collaborative Edge Applications,” *IEEE/ACM Transactions on Networking*, 2020.
- [8] P. Whittle, “Restless Bandits: Activity Allocation in A Changing World,” *Journal of Applied Probability*, pp. 287–298, 1988.
- [9] J. Gittins, K. Glazebrook, and R. Weber, *Multi-armed bandit allocation indices*. John Wiley & Sons, 2011.
- [10] R. Bellman, *Dynamic Programming*. USA: Princeton University Press, 2010.
- [11] C. H. Papadimitriou and J. N. Tsitsiklis, “The Complexity of Optimal Queueing Network Control,” in *Proc. of IEEE SCT*, 1994.
- [12] I. M. Verloop, “Asymptotically Optimal Priority Policies for Indexable and Nonindexable Restless Bandits,” *The Annals of Applied Probability*, vol. 26, no. 4, pp. 1947–1995, 2016.
- [13] T. Jaksch, R. Ortner, and P. Auer, “Near-optimal Regret Bounds for Reinforcement Learning,” *Journal of Machine Learning Research*, vol. 11, no. 4, 2010.
- [14] T. Lattimore and C. Szepesvári, *Bandit Algorithms*. Cambridge University Press, 2020.
- [15] T. L. Lai and H. Robbins, “Asymptotically efficient adaptive allocation rules,” *Advances in applied mathematics*, vol. 6, no. 1, pp. 4–22, 1985.
- [16] P. Auer, N. Cesa-Bianchi, and P. Fischer, “Finite-Time Analysis of The Multi-Armed Bandit Problem,” *Machine Learning*, vol. 47, no. 2-3, pp. 235–256, 2002.
- [17] A. Mete, R. Singh, and P. Kumar, “Reward Biased Maximum Likelihood Estimation for Reinforcement Learning,” *arXiv preprint arXiv:2011.07738*, 2020.
- [18] M. L. Puterman, *Markov Decision Processes: Discrete Stochastic Dynamic Programming*. John Wiley & Sons, 2014.
- [19] M. Larrañaga, U. Ayesta, and I. M. Verloop, “Index Policies for A Multi-Class Queue with Convex Holding Cost and Abandonments,” in *Proc. of ACM Sigmetrics*, 2014.
- [20] M. Larrañaga, U. Ayesta, and I. M. Verloop, “Dynamic Control of Birth-and-Death Restless Bandits: Application to Resource-Allocation Problems,” *IEEE/ACM Transactions on Networking*, vol. 24, no. 6, pp. 3812–3825, 2016.
- [21] K. D. Glazebrook, C. Kirkbride, and J. Ouenniche, “Index Policies for The Admission Control and Routing of Impatient Customers to Heterogeneous Service Stations,” *Operations Research*, vol. 57, no. 4, pp. 975–989, 2009.
- [22] M. Larrañaga, U. Ayesta, and I. M. Verloop, “Asymptotically Optimal Index Policies for An Abandonment Queue with Convex Holding Cost,” *Queueing systems*, vol. 81, no. 2-3, pp. 99–169, 2015.
- [23] R. R. Weber and G. Weiss, “On An Index Policy for Restless Bandits,” *Journal of Applied Probability*, pp. 637–648, 1990.
- [24] W. Ouyang, A. Eryilmaz, and N. B. Shroff, “Asymptotically Optimal Downlink Scheduling Over Markovian Fading Channels,” in *Proc. of IEEE INFOCOM*, 2012.
- [25] S. Bubeck and N. Cesa-Bianchi, “Regret Analysis of Stochastic and Nonstochastic Multi-Armed Bandit Problems,” *arXiv preprint arXiv:1204.5721*, 2012.
- [26] S. Resnick, *A Probability Path*. Springer, 2019.
- [27] R. S. Sutton and A. G. Barto, *Reinforcement Learning: An Introduction*. MIT press, 2018.
- [28] A. N. Shiryaev, *Optimal Stopping Rules*. Springer Science & Business Media, 2007, vol. 8.

[29] D. P. Bertsekas, D. P. Bertsekas, D. P. Bertsekas, and D. P. Bertsekas, *Dynamic Programming and Optimal Control*. Athena Scientific Belmont, MA, 1995, vol. 1, no. 2.

[30] K. Avrachenkov and V. S. Borkar, "Whittle Index based Q-learning for Restless Bandits with Average Reward," *arXiv preprint arXiv:2004.14427*, 2020.

[31] S. P. Meyn and R. L. Tweedie, *Markov Chains and Stochastic Stability*. Springer Science & Business Media, 2012.

[32] H. J. Kushner and D. S. Clark, *Stochastic Approximation Methods for Constrained and Unconstrained Systems*. Springer Science & Business Media, 2012, vol. 26.

[33] F. S. Melo, "Convergence of Q-Learning: A Simple Proof," *Institute Of Systems and Robotics, Tech. Rep.*, pp. 1–4, 2001.

[34] B. Gao, Z. Zhou, F. Liu, and F. Xu, "Winning at the Starting Line: Joint Network Selection and Service Placement for Mobile Edge Computing," in *Proc. of IEEE INFOCOM*, 2019.

[35] L. Yang, J. Cao, G. Liang, and X. Han, "Cost Aware Service Placement and Load Dispatching in Mobile Cloud Systems," *IEEE Transactions on Computers*, vol. 65, no. 5, pp. 1440–1452, 2015.

[36] D. Zeng, L. Gu, S. Guo, Z. Cheng, and S. Yu, "Joint Optimization of Task Scheduling and Image Placement in Fog Computing Supported Software-Defined Embedded System," *IEEE Transactions on Computers*, vol. 65, no. 12, pp. 3702–3712, 2016.

[37] T. Ouyang, R. Li, X. Chen, Z. Zhou, and X. Tang, "Adaptive User-Managed Service Placement for Mobile Edge Computing: An Online Learning Approach," in *Proc. of IEEE INFOCOM*, 2019.

[38] L. Chen, J. Xu, S. Ren, and P. Zhou, "Spatio-Temporal Edge Service Placement: A Bandit Learning Approach," *IEEE Transactions on Wireless Communications*, vol. 17, no. 12, pp. 8388–8401, 2018.

[39] K. Avrachenkov, U. Ayesta, J. Doncel, and P. Jacko, "Congestion Control of TCP Flows in Internet Routers by Means of Index Policy," *Computer Networks*, vol. 57, no. 17, pp. 3463–3478, 2013.

[40] V. S. Borkar, K. Ravikumar, and K. Saboo, "An Index Policy for Dynamic Pricing in Cloud Computing under Price Commitments," *Applications Mathematicae*, vol. 44, pp. 215–245, 2017.

[41] T. W. Archibald, D. Black, and K. D. Glazebrook, "Indexability and Index Heuristics for A Simple Class of Inventory Routing Problems," *Operations research*, vol. 57, no. 2, pp. 314–326, 2009.

[42] V. Raghunathan, V. Borkar, M. Cao, and P. R. Kumar, "Index Policies for Real-Time Multicast Scheduling for Wireless Broadcast Systems," in *Proc. of IEEE INFOCOM*, 2008.

[43] K. Liu and Q. Zhao, "Indexability of Restless Bandit Problems and Optimality of Whittle Index for Dynamic Multichannel Access," *IEEE Transactions on Information Theory*, vol. 56, pp. 5547–5567, 2010.

[44] C. Tekin and M. Liu, "Online Learning of Rested and Restless Bandits," *IEEE Transactions on Information Theory*, vol. 58, no. 8, 2012.

[45] Y. H. Jung and A. Tewari, "Regret Bounds for Thompson Sampling in Episodic Restless Bandit Problems," *Proc. of NeurIPS*, 2019.

[46] H. Liu, K. Liu, and Q. Zhao, "Logarithmic Weak Regret of Non-Bayesian Restless Multi-Armed Bandit," in *Proc of IEEE ICASSP*, 2011.

[47] I. Kadota, A. Sinha, E. Uysal-Biyikoglu, R. Singh, and E. Modiano, "Scheduling Policies for Minimizing Age of Information in Broadcast Wireless Networks," *IEEE/ACM Transactions on Networking*, vol. 26, no. 6, pp. 2637–2650, 2018.

[48] I. Kadota, E. Uysal-Biyikoglu, R. Singh, and E. Modiano, "Minimizing The Age of Information in Broadcast Wireless Networks," in *Proc. of Allerton*, 2016.

[49] X. Guo, R. Singh, T. Zhao, and Z. Niu, "An Index Based Task Assignment Policy for Achieving Optimal Power-Delay Tradeoff in Edge Cloud Systems," in *Proc. of IEEE ICC*, 2016.

[50] R. Singh, X. Guo, and P. R. Kumar, "Index Policies for Optimal Mean-Variance Trade-Off of Inter-Delivery Times in Real-Time Sensor Networks," in *Proc. of IEEE INFOCOM*, 2015.

[51] V. S. Borkar and K. Chadha, "A Reinforcement Learning Algorithm for Restless Bandits," in *Proc. of Indian Control Conference*, 2018.

[52] K. Avrachenkov and V. S. Borkar, "A Learning Algorithm for the Whittle Index Policy for Scheduling Web Crawlers," in *Proc. of Allerton*, 2019.

[53] J. Fu, Y. Nazarathy, S. Moka, and P. G. Taylor, "Towards Q-Learning the Whittle Index for Restless Bandits," in *Proc. of Australian & New Zealand Control Conference*, 2019.

[54] Y. Ouyang, M. Gagrani, A. Nayyar, and R. Jain, "Learning Unknown Markov Decision Processes: A Thompson Sampling Approach," in *Proc. of NIPS*, 2017.

[55] A. F. Karr, "Weak Convergence of A Sequence of Markov Chains," *Zeitschrift für Wahrscheinlichkeitstheorie und Verwandte Gebiete*, vol. 33, no. 1, pp. 41–48, 1975.

[56] K. Azuma, "Weighted Sums of Certain Dependent Random Variables," *Tohoku Mathematical Journal, Second Series*, vol. 19, no. 3, 1967.

[57] D. P. Dubhashi and A. Panconesi, *Concentration of Measure for the Analysis of Randomized Algorithms*. Cambridge University Press, 2009.

IX. APPENDIX

A. Proofs on Whittle Index Policy in Section III

In this subsection, we present the proofs details of the threshold policy (Proposition 1), stationary distribution of the threshold policy (Proposition 2), the indexability property of all bandits in our model (Proposition 3) as well as the computation of Whittle indices (Proposition 4).

1) Proof of Proposition 1:

Proof. From our model, we have $b_i(S_i, a_i) = \lambda_i(S_i)$ and $d_i(S_i, a_i) = \mu_i(S_i)A_i$ where $A_i = 1$ if service i is placed on the edge server. Since the set of feasible policies Π is non-empty, there exists a stationary policy π^* that optimally solves (9). Let $R^* = \max\{S \in \{0, 1, \dots\} : A_{\pi^*}(S) = 0\}$, where we use the subscript π^* to denote actions under policy π^* . Based on the definition of transition rates, we have $d_i(S_i, 0) = 0$ for all states $s_i < R^*$. Zero departure rate indicates that all states below R^* are transient, implying the stationary probability for bandit i in state S_i under policy π^* being 0, i.e., $q_{\pi^*, i}(S_i) = 0, \forall S_i < R^*$. By definition, we have $A_{\pi^*, i} = 0, \forall S_i \leq R^*$ and $A_{\pi^*, i} = 1, \forall S_i > R^*$. The average cost given by (9) under the optimal policy π^* then reduces to

$$\begin{aligned} & \mathbb{E}_{\pi^*}[C_i(S_i, A_{\pi^*, i})] - W\mathbb{E}1_{\{A_{\pi^*, i}=0\}} \\ &= C_i(R^*, 0)q_{\pi^*, i}(R^*) + \sum_{S_i=R^*+1}^{\infty} C_i(S_i, 1)q_{\pi^*, i}(S_i) - Wq_{\pi^*, i}(R^*) \\ &= \mathbb{E}_{R^*}[C_i(S_i, A_{R^*, i})] - Wq_{R^*, i}(R^*), \end{aligned} \quad (37)$$

indicating the threshold policy with threshold R^* gives optimal performance. This completes the proof. \square

2) Proof of Proposition 2:

Proof. For the ease of exposition, we only consider the state of service i . Denote its queue length as S_i . From our definition, the transition rate satisfies $\mathbb{P}(S_i, S_i + 1) = \lambda_i$, and $\mathbb{P}(S_i, S_i - 1) = 0$ for $S_i \leq R$ and $\mathbb{P}(S_i, S_i - 1) = \mu_i$ for $S_i > R$. It is clear that the dummy states in which $R' < R$ is transient because the queue length keeps increasing. Therefore, the stationary probabilities for dummy states are all zero, i.e., $q_i^R(R') = 0$. Based on standard birth-and-death process, the stationary probabilities of service i can be expressed as

$$q_i(R + l) = \left(\frac{\lambda_i}{\mu_i}\right)^l \frac{1}{\prod_{k=1}^l (R + k)} q_i(R). \quad (38)$$

Since $q_i(R) + q_i(R + 1) + q_i(R + 2) + \dots = 1$, we obtain

$$q_i(R) = 1 / \left(1 + \sum_{j=1}^{\infty} \left(\frac{\lambda_i}{\mu_i}\right)^j \frac{1}{\prod_{k=1}^j (R + k)} \right). \quad (39)$$

This completes the proof. \square

3) Proof of Proposition 3:

Proof. Since the optimal policy for (6) is a threshold policy, for a given subsidy W , the optimal average cost under threshold R will be $h^R(W) := \min_R \{h^R(W)\}$, where

$$h^R(W) := \sum_{s=0}^{\infty} C_i(s, A_{R,i}) q_{R,i}(s) - W \sum_{s=0}^R q_{R,i}(s). \quad (40)$$

It is easy to show that $h(W)$ is a concave non-increasing function since it is a lower envelope of linear non-increasing functions in W , i.e., $h^R(W) < h^R(W')$ if $W < W'$. This means we can choose a larger threshold R when W increases to further decrease the total cost according to (40), i.e., $R(W) \subseteq R(W')$ when $W < W'$. \square

4) Proof of Proposition 4:

Proof. Consider the single-agent MDP for service i , that is parametrized by W . Note that from Proposition 1 we have that for this MDP, a threshold policy is optimal. It follows from the definition of Whittle index, that the performance of the policy with threshold at R should be equal to the performance of a policy with threshold at $R + 1$, i.e.,

$$\begin{aligned} & \mathbb{E}_R[C_i(S_i, A_i(S_i))] - W \mathbb{E}_R 1_{\{A_i(S_i)=0\}} \\ &= \mathbb{E}_{R+1}[C_i(S_i, A_i(S_i))] - W \mathbb{E}_{R+1} 1_{\{A_i(S_i)=0\}}, \end{aligned} \quad (41)$$

where a sub-script denotes the fact that the associated quantities involve a threshold policy with the value of threshold set equal to this value. Since the evolution of the i -th bandit is described by a birth-and-death process, we have $\mathbb{E}_R 1_{\{A_i(S_i)=0\}} = \sum_{S_i=0}^R q_{R,i}(S_i)$, where $q_{R,i}(S_i)$ is the stationary probability for bandit i in state s under the threshold policy R (Proposition 2). This completes the proof. \square

B. Proofs on UCB-Whittle

In this subsection, we provide the proofs of three lemmas that are needed for the proof of Theorem 1.

Lemma 9. For every $\delta_1 > 0$, there exists an $\epsilon(\delta_1) > 0$ such that

$$|\bar{C}(W_{\tilde{\theta}}; \theta') - \bar{C}(W_{\tilde{\theta}}; \theta)| \leq \delta_1, \quad \forall \tilde{\theta} \in \Theta,$$

for all θ' satisfying $\|\theta' - \theta\|_{\infty} \leq \epsilon(\delta_1)$.

Proof. Fix the control policy at $W_{\tilde{\theta}}$, and consider a sequence $\theta^{(n)}, n \in \mathbb{N}$ of parameters satisfying $\theta^{(n)} \rightarrow \theta$. It follows from Theorem 1 of [55] that the sequence of stationary probability measures corresponding to the system in which the parameter is $\theta^{(n)}$, and the controller is $W_{\tilde{\theta}}$, converges to the measure corresponding to using policy $W_{\tilde{\theta}}$ on the system with parameter θ . The proof is then completed by constructing $\theta^{(n)}$ from elements of Θ , and also observing that we have finitely many possibilities for $\tilde{\theta}$. \square

Let $k_1 = O(\log T)$. Recall that \mathcal{G}_2 was defined as follows,

$$\mathcal{G}_2 = \left\{ \omega \in \Omega : N_i(\tau_{k_1}) \geq \frac{y_i}{2}, \forall i \right\},$$

where in the above

$$y_i = \sum_{k=0}^{k_1} \mathbb{E} \left(\sum_{t \in \mathcal{E}_k} \mathbb{1}\{u(t) = i\} | \mathcal{F}_{\tau_k} \right).$$

Lemma 10. We have

$$\mathbb{P}(\mathcal{G}_2) \geq 1 - \frac{1}{T}.$$

Proof. Define

$$\begin{aligned} m_k &:= \left(\sum_{t \in \mathcal{E}_k} \mathbb{1}\{u(t) = i\} \right) - \mathbb{E} \left(\sum_{t \in \mathcal{E}_k} \mathbb{1}\{u(t) = i\} | \mathcal{F}_{\tau_k} \right), \\ k &= 1, 2, \dots \end{aligned}$$

Clearly, $\{m_k\}$ is a martingale difference sequence that is uniformly bounded by the duration of a single episode H . Recall (34) that $k_1 = K_3 \log \left(\frac{NT^b}{\delta} \right)$. Let us fix the number of episodes at k_1 . We have the following from the Azuma-Hoeffding's inequality [14], [56],

$$\mathbb{P} \left(\left| \sum_{k=0}^{k_1} m_k \right| \geq \epsilon \right) \leq \exp \left(-\frac{\epsilon^2}{2H^2 k_1} \right).$$

Since each time a service is placed, we obtain a sample for estimating the corresponding rate of download, we obtain,

$$\begin{aligned} & \mathbb{P} \left(\left| N_{i,\mu}(\tau_{k_1}) - \sum_{k=0}^{k_1} \mathbb{E} \left(\sum_{t \in \mathcal{E}_k} \mathbb{1}\{u(t) = i\} \right) \right| \geq \epsilon \right) \\ & \leq \exp \left(-\frac{\epsilon^2}{2H^2 k_1} \right), \end{aligned}$$

where $\epsilon > 0$. Upon letting $\epsilon = \frac{k_1 \eta H}{2}$, and observing that from Lemma 6 we have that $\sum_{k=0}^{k_1} \mathbb{E} \left(\sum_{t \in \mathcal{E}_k} \mathbb{1}\{u(t) = i\} \right) \geq \eta H k_1$, the above inequality reduces to

$$\begin{aligned} \mathbb{P}(N_{i,\mu}(\tau_{k_1}) \leq \eta H k_1 / 2) & \leq \exp \left(-\frac{K_3 \eta^2}{8} \log \left(\frac{NT^b}{\delta} \right) \right) \\ & \leq \frac{\delta}{NT^b} < \frac{\delta}{NT}, \end{aligned}$$

where the second inequality follows since $K_3 \geq \frac{8}{\eta^2}$, and the last follows since $b > 1$. Proof is then completed by using union bound on users. \square

The following result is taken from [57].

Lemma 11. Let x_1, x_2, \dots, x_n be i.i.d. exponentially distributed random variables with mean $1/\lambda$. Let τ_h be a threshold that satisfies the following

$$\exp(-\lambda \tau_h) \leq \epsilon, \text{ or } \tau_h \geq \frac{-\log \epsilon}{\lambda}. \quad (42)$$

Then

$$\mathbb{P} \left(\sum_{\ell=1}^n x_{\ell} - n/\lambda > t \right) \leq \exp \left(-\frac{t^2}{2n\tau_h^2} \right) + \epsilon,$$

or equivalently

$$\mathbb{P} \left(\sum_{\ell=1}^n x_{\ell}/n - 1/\lambda > t/n \right) \leq \exp \left(-\frac{t^2}{2n\tau_h^2} \right) + \epsilon.$$