

# Automatic Synthesis of Parallel and Distributed Unix Commands with KUMQUAT

Nikos Vasilakis\*  
CSAIL, MIT, USA  
nikos@vasilak.is

Jiasi Shen\*  
CSAIL, MIT, USA  
jiasi@csail.mit.edu

Martin Rinard  
CSAIL, MIT, USA  
rinard@csail.mit.edu

## Abstract

We present KUMQUAT, a system for automatically synthesizing parallel and distributed versions of UNIX shell commands. KUMQUAT follows a divide-and-conquer approach, decomposing commands into (i) a parallel mapper applying the original command to produce partial results, and (ii) an ordered combiner that combines the partial results into the final output. KUMQUAT synthesizes the combiner by applying repeated rounds of exploration; at each round, it compares the results of the synthesized program with those from the sequential program to discard invalid candidates. A series of refinements improve the performance of both the synthesis component and the resulting synthesized programs. For 98.2% of UNIX commands from real pipelines, KUMQUAT either synthesizes a combiner (92.2%) or reports that a combiner is not synthesizable (7.8%), offering an average speedup of 7.8× for the parallel version and 3.8× for the distributed version.

## 1 Introduction

The Unix shell offers a convenient way to write many common stream processing computations. The shell comes with a wide range of useful commands, which can be composed together to obtain useful computations.

UNIX shell commands typically execute sequentially on a single machine. This fact leaves the significant performance benefits available via data parallelism (executing the command in parallel on different parts of the input stream) unexploited. This model of computation also does not support computations that operate on large datasets available only on distributed computing platforms.

**KUMQUAT:** We present KUMQUAT, a new system for automatically synthesizing parallel and distributed versions of UNIX shell commands. KUMQUAT uses *active learning* [7]: it repeatedly feeds the computation selected inputs, observes the resulting outputs, then repeats the process to infer key properties about the behavior of the computation and eventually generate a parallel and/or distributed version.

KUMQUAT works with commands that can be expressed as divide-and-conquer computations with two phases:<sup>1</sup> the

first executes the original, unmodified command on parts of the input; the second combines the partial results from the first phase to obtain the final output. To automate the generation of parallel and/or distributed versions, KUMQUAT automatically synthesizes the combine operators required to implement the second phase.

The resulting (automatically generated) parallel computation executes directly in the same environment and with the same program and data locations as the original sequential command. This version is suitable, for example, for increasing the performance of local computations that do not require the heavyweight resources of a distributed computing infrastructure. The current KUMQUAT implementation also leverages Hadoop’s streaming API, as well as custom data and program transformations, to produce distributed versions that contain synthesized Hadoop-ready code.

**Results:** Applied to 115 commands, KUMQUAT either synthesizes a combiner (106/115, 92.2%) or reports that a combiner is not synthesizable (9/115, 7.8%). For 85/106 of synthesizable commands (80.2%), KUMQUAT synthesizes a combiner within 35 seconds, checking candidate combinators at a rate of 1.3K expressions per second. Compared to KUMQUAT’s baseline synthesis, refinements lead to significant improvements: > 57× from type refinements, > 30× from parallelism, and > 11× from refinements targeting input generation. On a 64-core machine, speedup due to parallel execution averages 22.6× for the data parallel version of the command and 7.8× after applying the combiner.

On a 10-machine cluster, the speedup due to distributed execution averages 3.8×. We also observe some I/O bound commands that incur a slowdown. We note that in many cases the goal of the distributed execution is to support computations over data that does not fit in a single computer (or cannot be moved off of the multiple computers in the distributed platform).

We also note that it is possible to further improve the performance by applying an optimization that eliminates several combinators between pipeline stages [44]. With this optimization, which can eliminate 158 out of the 251 generated combinators, experimental results show that we can anticipate full-pipeline speedups that average 6.02× on a 64-core machine [44].

**Contributions:** We make the following contributions:

\*The two marked authors contributed equally to the paper.

<sup>1</sup>There is no requirement that the actual internal implementation of the commands must be structured as a divide-and-conquer computation—the requirement is instead only that the computation that it implements can be expressed in this way.

- **Algorithm:** We present a new algorithm that uses active learning to automatically synthesize combinators for parallel and distributed versions of UNIX commands. The resulting synthesized combinators enable the automatic generation of parallel and distributed versions of standard sequential UNIX commands.
- **Domain-Specific Language:** We present a domain-specific language for combiner operators. This language supports both the class of combiner operators relevant to this domain and the efficient synthesis algorithm for automatically generating these combiner operators.
- **Transformations:** We present program and data transformations that augment inputs and outputs for Unix commands with identifiers that enable combinators to correctly combine multiple parallel input streams to successfully reconstruct correct ordered output streams.
- **System:** We present KUMQUAT, a system that uses the synthesized combiner operators to automatically generate divide-and-conquer parallel and distributed versions of UNIX commands.
- **Experimental Results:** We present experimental results that characterize the effectiveness of KUMQUAT on a set of benchmark commands. The results show that KUMQUAT can synthesize efficient combinators that improve the performance of popular commands by an order of magnitude in under a minute.

**Structure:** The paper starts with an example illustrating how KUMQUAT automatically generates parallel and distributed versions of the above UNIX pipeline  $p_1$  (§2). It then presents the core KUMQUAT design (§3), and several performance and correctness refinements that enhance its effectiveness (§4). It then presents KUMQUAT’s implementation (§5) and evaluation (§6), compares with previous work (§7), and concludes (§8).

## 2 Example

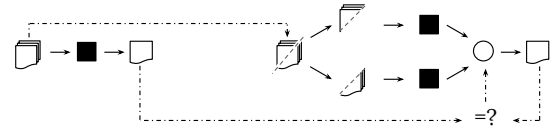
We next illustrate how KUMQUAT exploits data parallelism available in commands from the following classic Unix script, which computes term frequencies in a collection of input documents [3]:

```
cat * | tr A-Z a-z | tr -cs a-z '\n' |
  sort | uniq -c | sort -rn | head 5 > out
```

**Parallelizing tr:** The first processing stage, command `tr A-Z a-z`, transliterates upper- to lower-case characters:

```
kq1 tr A-Z a-z
```

KUMQUAT starts by generating and feeding some random inputs to the `tr` command. It observes the (types of the) `tr` command’s outputs and attempts to extract a coarse, high-level specification  $\sigma$  for the component’s interface—for example, that the result contains numerical elements.



**Fig. 1. High-level schematic.** KUMQUAT infers and generates parallel and distributed versions of a sequential command. The original sequential command is treated as a black box (left). The generated version internally leverages the black-box command to implement most of the functionality, but synthesizes an appropriate combiner (right) by studying the input-output behavior of both versions.

KUMQUAT then creates a lightweight scaffolding infrastructure such as the one presented in Fig. 1. The infrastructure places two copies of the `tr` command next to each other, ready to receive input and execute in parallel. A final combiner function, marked in Fig. 1 with a circle, collects the results and attempts to merge them in a meaningful way. The combiner is based on  $\sigma$ , with KUMQUAT focusing on collapsing the search space as quickly as possible.

With the starting sequential setup and the current parallel setup, KUMQUAT infers the combiner function by choosing an input, feeding it to both setups, and comparing the outputs. It gives the sequential version the entire input, which is split into two chunks and fed to commands in the parallel setup.

To synthesize the combiner, KUMQUAT attempts several candidate operators—*e.g.*, list concatenation (`++`), integer addition (`+`), *etc.*—as well as compositions of these operators. Comparing the outputs from the sequential and parallel setups, KUMQUAT refines its selection of both the terms forming the combiner as well as the subsequent inputs. If the results do not match, KUMQUAT discards the invalid candidate. If the results match, KUMQUAT continues to generate more inputs that may distinguish invalid candidates. When KUMQUAT has obtained enough information from these executions, it generates the parallel and distributed versions.

**Parallel Version:** The generated parallel version executes without any modifications to the surrounding environment nor any additional runtime support. It executes with the same shell, within the same environment, and with the same program and data locations as the original command. It is therefore suitable for increasing the performance of commands that operate on inputs that fit within the user’s computer and do not require the heavyweight resources of a large distributed computing infrastructure. Because the parallel version operates with no distributed processing overheads (such as startup overheads and overheads associated with moving inputs and outputs into and out of the distributed infrastructure), KUMQUAT’s active learning and generation works with the parallel version.

The generated parallel command is written in `tr.par.sh`, a script whose contents are available for inspection by the developer and amount to:<sup>2</sup>

<sup>2</sup>We have simplified the script for clarity, but not significantly.

```
$C <(cat $IN1 | $M) <(cat $IN2 | $M)
```

This generated script works with two processors. Variables IN1 and IN2 point to the two input halves, M points to `tr A-Z a-z`, and C points to the synthesized combiner command implementing `(++)`. The combiner is a program expressed in KUMQUAT's DSL embedded in Python.

```
1 import sys, os, functools, utils, kq
2 def comb(a, b):
3     return kq.concat(a, b)
4 utils.help()
5 s = functools.reduce(comb, utils.read(), [])
6 utils.out("".join(s))
```

In practice, the generated program also depends on several parameters such as the number of available processors and the input file sizes. A larger number of available processors leads to a corresponding number of `<(..)` constructs and associated input files. If the original `tr A-Z a-z` command received its input from a file, then KUMQUAT splits the input and populates the IN\* variables; otherwise, these variables point to named pipes (FIFOs) in the file-system.

**Distributed Version:** KUMQUAT also generates a distributed, fault-tolerant version—the current implementation synthesizes Hadoop-ready code. It leverages Hadoop's streaming API [17], which supports mapper and reducer functions in languages other than Java: commands may be written in a plethora of languages, and the synthesized combiners use Python. KUMQUAT's mapper and reducer functions use custom data and program transformations to retrofit order on Hadoop's unordered reducer invocation—namely, by introducing additional metadata and value wrapping-unwrapping pairs. The core of the generated code looks like this:

```
hadoop jar $HLib/hadoop-streaming-*.jar
  -input $IN -output $OUT
  -mapper $M -combiner $S -reducer $C
```

Variables point to similar values as in the parallel case, except for S that points to a custom Hadoop shuffler (§5). Hadoop takes care of partitioning and replicating the input files and intermediary results, as well as the communication between different parts of the program.

The core of the generated functionality—map and combiner functions—is similar between the parallel and distributed versions. Where they differ is the scaffolding infrastructure built around these two functions (not shown here): the scaffolding infrastructure for the distributed program is significantly simpler than the parallel version. This simplicity, somewhat counter-intuitive as distribution subsumes parallelism, happens because the parallel version has to provide explicit support for input partitioning, scheduling, and communication, which in the distributed version are taken care of directly by Hadoop.

**Decomposing the Pipeline:** Our example Unix script features several other commands than just `tr`. Rather than

invoking KUMQUAT for every command, a developer can simply pass the script to KUMQUAT as follows:

```
kq -t 200 -p p1.sh
```

KUMQUAT statically parses and rewrites the script, prefixing each command with a new `kq1` command—effectively converting each command and its arguments all into arguments of `kq1`. This simple rewriting serves a dual purpose. The first is to decompose a single complex pipeline into multiple stages, each significantly more tractable than the original pipeline, without any manual effort from the developer. By injecting active-learning monitors at the boundaries of each command, KUMQUAT interposes on each command's input-output pairs, generating the command in the way described earlier. The second purpose is to deal with runtime expansion of parameters such as `*`, `~`, and `$()`. Expansion is important, because KUMQUAT needs access to a command's flags in order to invoke it correctly, and challenging, because it may require full evaluation. By prefixing a command and its flags with a command, KUMQUAT effectively inverts the order of evaluation: parameters are expanded to their full extent before active learning is run.

After parallelizing the commands in the script, KUMQUAT generates a data parallel version that pipelines the execution of the data parallel commands, with each data parallel command followed by a combiner that produces the input for the next command. It is often possible for KUMQUAT to further enhance the parallelism by removing combiners between adjacent parallel commands in the pipeline, with the output from each parallel instance of the first command comprising the input for the corresponding parallel instance of the second command.

### 3 Core System Design

We next present the core system design of KUMQUAT.

#### 3.1 Foundations: Commands and Streams

IN UNIX, shell commands are abstract *processes* that operate on data *streams*. Streams, in combination with optional arguments and carefully designed default values informed by practical use, are partly responsible for much of the ability of shell commands and pipelines to express powerful computations with little code. Many expressions are simplified because commands and pipelines are designed to operate on streams while maintaining minimal, if any, state on the side. Commands often operate on a single element (line) or on pairs of adjacent lines.

KUMQUAT views streams as ordered and finite, and processes as deterministic and monotonic. These assumptions simplify KUMQUAT's underlying theoretical model. A stream can be represented as a finite sequence of elements.

The UNIX stream abstraction (and, more generally, the language of the shell) is weakly uni-typed, representing all data as lines of text—including numbers, booleans, and other



$\sigma \vdash x \Longrightarrow \sigma(x)$	$(\text{fuse } d \ b) \ \text{nil} \ \text{nil} \Longrightarrow_e \ \text{nil}$	$(\text{offset } d_1 \ d_2 \ b_1 \ b_2) \ v_1 \ \text{nil} \Longrightarrow_e \ v_1$
$\sigma \vdash x_1 \Longrightarrow v_1 \quad \sigma \vdash x_2 \Longrightarrow v_2$ $b \ v_1 \ v_2 \Longrightarrow_e \ v$	$h_1, t_1 = \text{splitFirst } d \ v_1 \quad h_2, t_2 = \text{splitFirst } d \ v_2 \quad b \ h_1 \ h_2 \Longrightarrow_e \ v \quad (\text{fuse } d \ b) \ t_1 \ t_2 \Longrightarrow_e \ v'$ $(\text{fuse } d \ b) \ v_1 \ v_2 \Longrightarrow_e \ v \ ++ \ d \ ++ \ v'$	
$\sigma \vdash b \ x_1 \ x_2 \Longrightarrow v$	$h_2, t_2 = \text{splitFirst } d_1 \ v_2 \quad h_2 \ \text{is nil} \quad (\text{offset } d_1 \ d_2 \ b_1 \ b_2) \ v_1 \ t_2 \Longrightarrow_e \ v$ $(\text{offset } d_1 \ d_2 \ b_1 \ b_2) \ v_1 \ v_2 \Longrightarrow_e \ v_1 \ ++ \ d_1 \ ++ \ v$	
$v'_1 = \text{strToInt } v_1 \quad v'_2 = \text{strToInt } v_2$ $(\text{num } n) \ v_1 \ v_2 \Longrightarrow_e \ \text{intToStr}(n \ v'_1 \ v'_2)$	$t_1 = \text{splitLastNonempty } d_1 \ v_1 \quad p_1, t'_1 = \text{delPad } t_1 \quad h'_1, t''_1 = \text{splitFirst } d_2 \ t'_1$ $h_2, t_2 = \text{splitFirst } d_1 \ v_2 \quad h_2 \ \text{is not nil} \quad p_2, t'_2 = \text{delPad } h_2 \quad h'_2, t''_2 = \text{splitFirst } d_2 \ t'_2$ $b_1 \ h'_1 \ h'_2 \Longrightarrow_e \ h \quad b_2 \ t'_1 \ t'_2 \Longrightarrow_e \ t \quad p = \text{calcPad } p_1 \ h'_1 \ h$ $v = \text{addPad } p \ (h \ ++ \ d_2 \ ++ \ t) \quad (\text{offset } d_1 \ d_2 \ b_1 \ b_2) \ v_1 \ t_2 \Longrightarrow_e \ v'$ $(\text{offset } d_1 \ d_2 \ b_1 \ b_2) \ v_1 \ v_2 \Longrightarrow_e \ v_1 \ ++ \ v \ ++ \ d_1 \ ++ \ v'$	
$\text{concat } v_1 \ v_2 \Longrightarrow_e \ v_1 \ ++ \ v_2$	$h_1, t_1 = \text{splitLast } d \ v_1 \quad h_2, t_2 = \text{splitFirst } d \ v_2 \quad t_1 == h_2 \quad b_1 \ t_1 \ h_2 \Longrightarrow_e \ v$ $(\text{stitch } d \ b_1 \ b_2) \ v_1 \ v_2 \Longrightarrow_e \ h_1 \ ++ \ d \ ++ \ v \ ++ \ d \ ++ \ t_2$	
$(\text{concat } d) \ v_1 \ v_2 \Longrightarrow_e \ v_1 \ ++ \ d \ ++ \ v_2$	$h_1, t_1 = \text{splitLast } d \ v_1 \quad h_2, t_2 = \text{splitFirst } d \ v_2 \quad t_1 != h_2 \quad b_2 \ t_1 \ h_2 \Longrightarrow_e \ v$ $(\text{stitch } d \ b_1 \ b_2) \ v_1 \ v_2 \Longrightarrow_e \ h_1 \ ++ \ d \ ++ \ v \ ++ \ d \ ++ \ t_2$	
$\text{first } v_1 \ v_2 \Longrightarrow_e \ v_1$	$h_1, t_1 = \text{splitLast } d_1 \ v_1 \quad p_1, t'_1 = \text{delPad } t_1 \quad h'_1, t''_1 = \text{splitFirst } d_2 \ t'_1$ $h_2, t_2 = \text{splitFirst } d_1 \ v_2 \quad p_2, t'_2 = \text{delPad } h_2 \quad h'_2, t''_2 = \text{splitFirst } d_2 \ t'_2$ $t'_1 == t''_2 \quad b_1 \ h'_1 \ h'_2 \Longrightarrow_e \ h \quad b_2 \ t'_1 \ t''_2 \Longrightarrow_e \ t$ $p = \text{calcPad } p_1 \ h'_1 \ h \quad v = \text{addPad } p \ (h \ ++ \ d_2 \ ++ \ t)$ $(\text{stitch-ht } d_1 \ d_2 \ b_1 \ b_2 \ b_3) \ v_1 \ v_2 \Longrightarrow_e \ h_1 \ ++ \ d_1 \ ++ \ v \ ++ \ d_1 \ ++ \ t_2$	
$\text{second } v_1 \ v_2 \Longrightarrow_e \ v_2$	$h_1, t_1 = \text{splitLast } d_1 \ v_1 \quad p_1, t'_1 = \text{delPad } t_1 \quad h'_1, t''_1 = \text{splitFirst } d_2 \ t'_1$ $h_2, t_2 = \text{splitFirst } d_1 \ v_2 \quad p_2, t'_2 = \text{delPad } h_2 \quad h'_2, t''_2 = \text{splitFirst } d_2 \ t'_2$ $t'_1 != t''_2 \quad b_3 \ t_1 \ h_2 \Longrightarrow_e \ v$ $(\text{stitch-ht } d_1 \ d_2 \ b_1 \ b_2 \ b_3) \ v_1 \ v_2 \Longrightarrow_e \ h_1 \ ++ \ d_1 \ ++ \ v \ ++ \ d_1 \ ++ \ t_2$	
$v = \text{runCmd } (v_1 \ ++ \ v_2)$	$(\text{stitch-ht } d_1 \ d_2 \ b_1 \ b_2 \ b_3) \ v_1 \ v_2 \Longrightarrow_e \ h_1 \ ++ \ d_1 \ ++ \ v \ ++ \ d_1 \ ++ \ t_2$	
$\text{rerun } v_1 \ v_2 \Longrightarrow_e \ v$	$(\text{stitch-ht } d_1 \ d_2 \ b_1 \ b_2 \ b_3) \ v_1 \ v_2 \Longrightarrow_e \ h_1 \ ++ \ d_1 \ ++ \ v \ ++ \ d_1 \ ++ \ t_2$	
$v = \text{unixMerge } c \ v_1 \ v_2$	$(\text{stitch-ht } d_1 \ d_2 \ b_1 \ b_2 \ b_3) \ v_1 \ v_2 \Longrightarrow_e \ h_1 \ ++ \ d_1 \ ++ \ v \ ++ \ d_1 \ ++ \ t_2$	
$(\text{merge } c) \ v_1 \ v_2 \Longrightarrow_e \ v$	$(\text{stitch-ht } d_1 \ d_2 \ b_1 \ b_2 \ b_3) \ v_1 \ v_2 \Longrightarrow_e \ h_1 \ ++ \ d_1 \ ++ \ v \ ++ \ d_1 \ ++ \ t_2$	
$b \ (\text{delFront } d \ v_1) \ (\text{delFront } d \ v_2) \Longrightarrow_e \ v$	$(\text{stitch-ht } d_1 \ d_2 \ b_1 \ b_2 \ b_3) \ v_1 \ v_2 \Longrightarrow_e \ h_1 \ ++ \ d_1 \ ++ \ v \ ++ \ d_1 \ ++ \ t_2$	
$(\text{unwrap-f } d \ b) \ v_1 \ v_2 \Longrightarrow_e \ d \ ++ \ v$	$(\text{stitch-ht } d_1 \ d_2 \ b_1 \ b_2 \ b_3) \ v_1 \ v_2 \Longrightarrow_e \ h_1 \ ++ \ d_1 \ ++ \ v \ ++ \ d_1 \ ++ \ t_2$	
$b \ (\text{delBack } d \ v_1) \ (\text{delBack } d \ v_2) \Longrightarrow_e \ v$	$(\text{stitch-ht } d_1 \ d_2 \ b_1 \ b_2 \ b_3) \ v_1 \ v_2 \Longrightarrow_e \ h_1 \ ++ \ d_1 \ ++ \ v \ ++ \ d_1 \ ++ \ t_2$	
$(\text{unwrap-b } d \ b) \ v_1 \ v_2 \Longrightarrow_e \ v \ ++ \ d$	$(\text{stitch-ht } d_1 \ d_2 \ b_1 \ b_2 \ b_3) \ v_1 \ v_2 \Longrightarrow_e \ h_1 \ ++ \ d_1 \ ++ \ v \ ++ \ d_1 \ ++ \ t_2$	

Fig. 3. DSL Semantics. The semantics of KUMQUAT's synthesis DSL, describing all the synthesizable classes of combiners.

`splitFirst` splits the string into elements separated by the delimiter, then returns the first element as the first output. It connects the remaining elements using the delimiter as the second output. `splitLast` likewise splits the string with the delimiter, then returns the last element as the second output and returns the remaining substring as the first output. `splitLastNonempty` splits the string with the delimiter, then returns the last nonempty element. `delPad` removes leading spaces from a string, then returns the number of removed spaces as the first output and returns the remaining substring as the second output. `calcPad` takes an integer and two strings, where the integer denotes the number of spaces that pad the first string. It returns the padding needed for the second string. `addPad` inserts padding before a string.

The DSL operators capture the following broad classes of functionality required to implement shell commands.

**Simple Merge:** Combiners that apply a straightforward operation on their inputs. Instances of this class include arithmetic operators and basic string operators such as concatenation. For example, the combiner for the command

`tr -cs` simply concatenates the outputs from divide-and-conquer executions. KUMQUAT's DSL supports such combiners with operators `num`, `concat`, `first`, `second`, `unwrap-f`, and `unwrap-b`.

**Sequence Fusion:** Combiners that apply a binary operator piecewise on input elements separated by a delimiter. After applying the piecewise binary operators, the combiner then connects the piecewise results using the original delimiter. For example, the outputs from the command `wc -lw` contain two numbers separated by spaces. The combiner for this command sums up the corresponding numbers. KUMQUAT's DSL supports such combiners with the operator `fuse`.

**Stateful Merge:** Combiners that operate on certain input elements that are separated by delimiters, using merge operators that depend on the input state such as the values at certain locations. An example is the `n1` command: for every non-empty element in its input stream, the command outputs a tuple whose first element is the element's index from the start of the stream. The combiner for this command

uses the first output's last index to update the second output's indices. KUMQUAT's DSL supports such combinators with operators `offset`, `stitch`, and `stitch-ht`.

**Command Execution:** Combiners that execute an off-the-shelf command as part of the calculation. An example is the `sort` command, whose combiner may utilize a standard UNIX merge command that takes two pre-sorted streams and interleaves them into a sorted merged stream. KUMQUAT supports such reductions with operators `rerun` and `merge`.

### 3.4 Combiner Synthesis

Given a command  $f$ , KUMQUAT synthesizes a combiner  $g$  such that Eq. 1 holds for all of the observed input streams  $i_1, i_2$ . A key property of the synthesis algorithm is that it actively generates inputs  $i_1, i_2$  during synthesis to effectively eliminate incorrect candidate combinators.

**Notation:**  $\mathcal{I}$  denotes the set of all possible input streams for a command  $f$ . Each input stream  $i \in \mathcal{I}$  is a string that terminates with a newline character and may contain the following ASCII characters: newline, space, tab, lowercase/uppercase letters, and Arabic numerals. The tuple  $\langle i_1, i_2 \rangle$  denotes an *input pair*, where inputs  $i_1, i_2 \in \mathcal{I}$ .  $\mathcal{I} \times \mathcal{I}$  denotes the set of all input pairs.

An *input shape*  $s = \langle s_L, s_W, s_C \rangle \in \text{Shape}$  specifies the configurations for three *dimensions* of an input: the lines in each input as separated by newline characters ( $s_L \in \text{Config}$ ), the words in each line as separated by spaces ( $s_W \in \text{Config}$ ), and the characters in each word ( $s_C \in \text{Config}$ ). The configuration for each dimension is of the form  $\langle l, u, d \rangle$  and specifies three bounds: the minimum element count ( $l \in \text{Int}$ ), the maximum element count ( $u \in \text{Int}$ ), and the percentage of distinct elements ( $d \in \text{Percent}$ ) on that dimension.

$$s \in \text{Shape} = \text{Config} \times \text{Config} \times \text{Config}$$

$$s_L, s_W, s_C \in \text{Config} = \text{Int} \times \text{Int} \times \text{Percent}$$

An input  $i \in \mathcal{I}$  *satisfies* an input shape  $s \in \text{Shape}$ , denoted as  $i \sim s$ , if  $i$  conforms to the bounds specified in  $s$ . An input pair  $\langle i_1, i_2 \rangle \in \mathcal{I} \times \mathcal{I}$  *satisfies* an input shape  $s \in \text{Shape}$ , denoted as  $\langle i_1, i_2 \rangle \sim s$ , if  $\langle i_1 ++ i_2 \rangle \sim s$ .

$K$  denotes all possible combinators in KUMQUAT's DSL and  $|g|$  denotes the size of a combiner  $g \in K$ , defined as the number of variables plus the number of BinOp expansions in  $g$ 's abstract syntax tree (AST).  $G_n = \{g \in K \mid |g| \leq n\}$  denotes the set of combinators that are under size  $n$ .

A combiner  $g \in K$  is *correct* with respect to input pairs  $I \subseteq \mathcal{I} \times \mathcal{I}$ , denoted as  $g \sim_f I$ , if  $f(i_1 ++ i_2) = g(f(i_1), f(i_2))$  for all  $\langle i_1, i_2 \rangle \in I$ .  $G_n^{f,I} = \{g \in G_n \mid g \sim_f I\}$  denotes the combinators for command  $f$  that are under size  $n$  and are correct with respect to input pairs  $I$ . Size  $n$  is *sufficient* for command  $f$  if  $G_{+\infty}^{f,I \times I} \neq \emptyset$  implies  $G_n^{f,I \times I} \neq \emptyset$ . An input pair  $\langle i_1, i_2 \rangle \in \mathcal{I} \times \mathcal{I}$  *strengthens* input pairs  $I$  for command  $f$  at size  $n$  if  $G_n^{f, I \cup \{\langle i_1, i_2 \rangle\}} \subset G_n^{f,I}$ .

**Data:** Command  $f$ , max combiner size  $n$

**Result:** Synthesized combiner  $g$

$C_0 \leftarrow \text{AllCandidates}(n)$

**for**  $r = 1, 2, \dots$  **do**

$I_r \leftarrow \text{GetEffectiveInputs}(f, C_{r-1}, \text{RandomShape}())$

$C_r \leftarrow \text{FilterCandidates}(f, C_{r-1}, I_r)$

**if**  $C_r = \emptyset$  **then**

**return** nil

**end**

**if not**  $\text{MakingProgress}([C_0, \dots, C_r])$  **then**

**return**  $\text{GetBestCandidate}(C_r)$

**end**

**end**

**Algorithm 1:** Procedure *Synthesize*, which implements KUMQUAT's core synthesis algorithm. The procedure takes a command and synthesizes a combiner for the command that is correct with respect to a range of carefully-chosen input pairs.

**Combiner Synthesis:** Alg. 1 presents KUMQUAT's combiner synthesis, which takes a black-box command  $f$  and a user-specified maximum size  $n$  of candidate combinators. It starts by invoking *AllCandidates*, which prepares the set  $G_n$  of all combinators under size  $n$ . The algorithm then performs multiple rounds of filtering on the candidates. The  $r$ -th round ( $r = 1, 2, \dots$ ) generates a set of input pairs  $I_r$ , uses them to filter candidates, and stores the remaining candidates in variable  $C_r$ . We present candidate selection below and defer input generation for the next section.

Alg. 2 presents *CheckCandidate*, which takes a command  $f$ , a candidate combiner  $g$ , and a set of input pairs  $I$ . It uses the input pairs to execute command  $f$  and uses the corresponding outputs to check if combiner  $g$  is plausible. For each input pair, *CheckCandidate* executes command  $f$  with the divide-and-conquer inputs to obtain outputs  $o_1, o_2$ . The procedure also executes  $f$  with the full input to obtain the full output  $o_{12}$ . The procedure evaluates  $g$  with the two divide-and-conquer outputs according to Fig. 3, then compares the result against the full output. If they always match, the procedure returns true. Otherwise it returns false.

Procedure *FilterCandidates* takes a command  $f$ , a set of candidate combinators  $C$ , and a set of input pairs  $I$ . It invokes *CheckCandidate* for each candidate  $g \in C$  to eliminate the incorrect ones, returning the set of remaining candidates that are correct with respect to  $I$ .

$C_r$  holds the set of combinators that are correct with respect to all seen input pairs, *i.e.*, the set  $G_n^{f,I}$  where  $I = \bigcup_{r=1}^r I_r$ . Procedure *Synthesize* terminates if either (1) no candidate combinators remain, in which case it returns nil and reports an error, or (2) no progress is made according to empirical criteria, in which case it invokes *GetBestCandidate* to pick the best combiner based on likelihood and performance features, and returns it as the synthesis outcome. Progress criteria are encoded in *MakingProgress* (see below).

**Input Generation:** Recall from Alg. 1 that the synthesizer automatically generates input streams to characterize the

**Data:** Command  $f$ , candidate combiner  $g$ , input pairs  $I$

**Result:** Whether  $g \sim_f I$

```

for  $\langle i_1, i_2 \rangle \in I$  do
   $o_1 \leftarrow \text{Execute}(f, i_1)$ 
   $o_2 \leftarrow \text{Execute}(f, i_2)$ 
   $o_{12} \leftarrow \text{Execute}(f, i_1 ++ i_2)$ 
  if  $\text{Evaluate}(g, o_1, o_2) \neq o_{12}$  then
    return false
  end
end
return true

```

**Algorithm 2:** Procedure *CheckCandidate*, which checks whether a candidate is correct with respect to a set of input pairs. This procedure is invoked by *FilterCandidates*.

**Data:** Command  $f$ , candidate combinators  $C$ , input shape  $s_0$

**Result:** Input pairs, generated from mutating  $s_0$ , that effectively eliminate incorrect candidates in  $C$

$I \leftarrow$  Empty set

```

for  $m = 1, \dots, M$  do
  for  $j = 1, \dots, 12$  do
     $s_{m-1}^j \leftarrow \text{MutateShape}(s_{m-1}, j)$ 
     $I_{m-1}^j \leftarrow \text{RandomInputPairs}(s_{m-1}^j)$ 
    Add  $I_{m-1}^j$  to  $I$ 
  end
   $j' \leftarrow \text{IndexBestMutation}(C, I_{m-1}^1, \dots, I_{m-1}^{12})$ 
   $s_m \leftarrow s_{m-1}^{j'}$ 
end
return  $I$ 

```

**Algorithm 3:** Procedure *GetEffectiveInputs*, which mutates input shapes to generate effective input pairs.

desired combiner behavior. A key goal of input generation is to generate a variety of input streams that enable the black-box command to exercise a wide range of its functionality. KUMQUAT generates inputs with an active learning algorithm. The algorithm is driven by mutations to an input shape, from which KUMQUAT generates random inputs. The mutations are chosen by how effectively their resulting inputs eliminate incorrect candidate combinators.

Alg. 3 presents KUMQUAT's input generation algorithm. Procedure *GetEffectiveInputs* takes a black-box command  $f$ , a set of candidate combinators  $C$ , and an initial input shape  $s_0$ ; it mutates the input shape iteratively, generating input streams along the way.

The iterative mutation process is inspired by gradient descent. The  $m$ -th iteration ( $m = 1, \dots, M$ ) mutates the input shape  $s_{m-1}$  using one of twelve potential mutations. These potential mutations are along three dimensions (lines, words, and characters) and four directions (more/fewer elements, more/less homogeneous). Procedure *MutateShape* takes an initial input shape and a mutation index, then returns a new input shape mutated as specified. For the  $j$ -th potential mutation ( $j = 1, \dots, 12$ ), Alg. 3 uses the mutated input shape  $s_{m-1}^j$  to generate a set of input pairs  $I_{m-1}^j$  by invoking

*RandomInputPairs* (see below). Our current implementation generates five such input pairs each time.

Procedure *RandomInputPairs* takes an input shape and generates a set of random input pairs that each satisfy the input shape. In other words, the variable  $I_{m-1}^j$  satisfies  $\langle i_1, i_2 \rangle \sim s_{m-1}^j$  for all  $\langle i_1, i_2 \rangle \in I_{m-1}^j$ . A complication when generating inputs for black-box commands is that certain commands may crash or produce trivial outputs when the inputs do not meet certain properties. For example, `comm` command prints an error if its input lines are not sorted according to a command-line flag and `grep` produces no output if the input does not match its regular expression. To address these problems, KUMQUAT supports generating sorted inputs or ones based on a regular expression.

Procedure *GetEffectiveInputs* then evaluates the effectiveness of all of the input shape mutations. It identifies the most effective one with *IndexBestMutation*, which takes a set of candidate combinators and twelve sets of input pairs. For each set of input pairs, it invokes *FilterCandidates* to evaluate how effective the input pairs are at eliminating incorrect candidates. It returns the index,  $j'$ , of the most effective set. The  $j'$ -th mutation then produces the input shape for the next iteration,  $s_m = s_{m-1}^{j'}$ , in *GetEffectiveInputs*. The procedure repeats these operations for  $M$  iterations. Our current implementation adopts an empirical upper bound,  $M = 5$ . Finally the procedure returns the set of all observed input pairs,  $I = \bigcup_{j,m} I_{m-1}^j$ .

Alg. 1's iterative rounds are designed to identify new input pairs that strengthen previous observations. When such input pairs abound, they are often identified quickly. We encode this empirical pattern in the *MakingProgress* procedure, which takes a sequence of sets of candidate combinators and returns whether the sequence indicates that the algorithm may continue to identify more inputs that strengthen previous observations. In our current implementation, this procedure returns true if the two most recent rounds eliminated at least one candidate.

**Design Rationale:** KUMQUAT generates inputs to execute a black-box command, whose behavior indirectly specifies the desirable behavior of its combiner. As a result, candidate combinators that are not equivalent as stand-alone DSL programs may turn out to be equivalent for the specific purpose of combining a command's divide-and-conquer executions. Even when only one equivalent candidate combiner remains, it is still generally infeasible to determine whether this candidate may be eliminated by another input pair. We therefore decided to stop generating inputs only after KUMQUAT stops making progress for an empirically long enough time.

The algorithm takes advantage of the domain knowledge of typical Unix commands, many of which process inputs with certain properties that effectively expose the nontrivial command functionality—e.g., `uniq` deduplication functionality primarily for input streams where multiple adjacent

nonempty lines are equal. Based on this domain knowledge, KUMQUAT generates inputs by searching for an effective input shape. The algorithm generates some inputs, observes the command, determines what input properties are important, then uses these properties to generate more inputs.

Candidate combiners may contain conditional branches (e.g., offset, stitch, and stitch-ht), but all candidates are not fully distinguishable by inputs that exercise only one branch. KUMQUAT addresses this challenge by using various initial input shapes for multiple rounds of input generation.

This form of active learning enables KUMQUAT to synthesize combiners efficiently.

## 4 KumQuat Refinements

This section describes a series of refinements that aim at improving the efficiency and effectiveness of the synthesizer as well as that of the synthesized programs.

### 4.1 Synthesis Refinements

A few extensions on the core synthesis algorithm have the potential to improve KUMQUAT's performance significantly.

**Type Guidance:** Our current implementation prunes the search space (variable  $C_0$ ) in Alg. 1 with a set of initial command executions that imply the command's output types. KUMQUAT currently focuses on two types: delimiters and values. If the initial command outputs do not contain a specific delimiter, e.g., ' : ', KUMQUAT notes this type information and discards candidate combiners that use this delimiter. Similarly, if the initial outputs do not contain Arabic numbers, KUMQUAT notes this information to discard candidate combiners that involve numerical operations. These refinements prune the synthesis search space significantly.

A complication with delimiters is that they may contain duplicates of varying lengths, often due to padding. KUMQUAT first attempts to synthesize a combiner with the type guidance described above. If this synthesis fails, it retries after rewriting each group of consecutive spaces in the command outputs into the '\t' delimiter.

**Term Weights:** Different combiners appear with a different likelihood. For example, many combiners use `concat`, followed closely by `concat d`, in turn followed by `num`. KUMQUAT uses term likelihood to rank the satisfying candidate combiners at the end of Alg. 1. This ranking often produces the most succinct and correct candidate as the best one.

A special case is commands that may serve as their own combiners, that is, the combiner  $g$  satisfies  $f(i_1 ++ i_2) = g(f(i_1), f(i_2)) = f(f(i_1) ++ f(i_2))$  for all input streams  $i_1, i_2$ . A trivial DSL combiner would use `rerun`. However, re-executing the original command  $f$  over the divide-and-conquer execution outputs can result in significant overheads due to constant costs (e.g., process fork etc.) as well as repeating work, foregoing many of the parallelism gains. KUMQUAT hence de-prioritizes such candidate combiners due to poor

performance. In our experiments (§6), candidate combiners that use `rerun` often take two orders of magnitude longer to execute than combiners that do not.

**Parallel Synthesis:** KUMQUAT's synthesis features ample opportunities for parallelization. One opportunity occurs in candidate generation, in which different worker replicas can explore disjoint subsets of the candidate space. Another opportunity occurs in input generation and testing.

As scaling out involves constant overheads for process spawning and interprocess communication, scaling out makes sense only after constant costs are negligible relative to synthesis. This is achieved by having KUMQUAT scale out after a few AST levels have been explored.

### 4.2 Other Refinements

We now turn to refinements related to distributed execution and side effects.

**Mapping onto MapReduce:** KUMQUAT's map-combiner decomposition is subtly different from the one in the distributed MapReduce paradigm [10]. By default, MapReduce does not maintain input order: inputs to map are key-value pairs and outputs are grouped by key before handed off to the reducer. To leverage a MapReduce implementation, KUMQUAT must first graft ordering atop MapReduce.

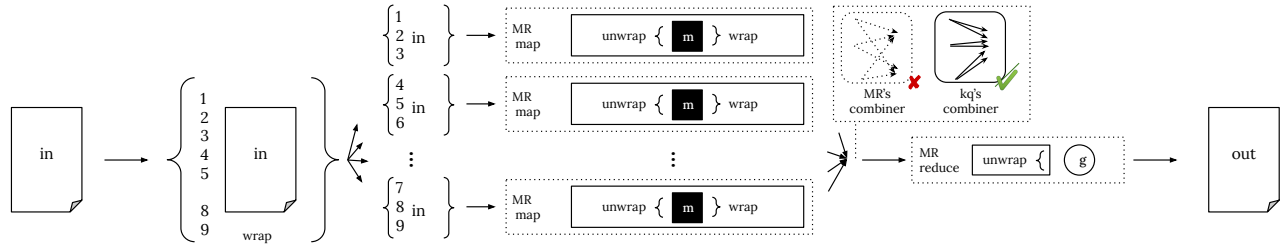
KUMQUAT therefore augments MapReduce operations, starting with a custom *wrap-unwrap* function pair that operates at a few crucial points (Fig. 4). This pair transforms streams to augment them with ordered identifiers. As these identifiers need to respect global order, the first *wrap* is applied before the start of the MapReduce job—e.g., when the stream is in transit to the distributed file system.

Identifiers can be placed in-band, as long as the KUMQUAT-provided map and reduce functions take care of wrapping and unwrapping so that the original command and synthesized combiner operate on the raw elements of the stream. KUMQUAT's map thus first applies *unwrap*, then calls the black-box command, and finally applies *wrap*. On ingress, *unwrap* splits the stream into two parallel streams, one for identifiers and one for raw data values. On egress, *wrap* merges the two streams into one, ending the identifier stream early when the output value stream has fewer elements than the identifier stream—e.g., `wc`.

These identifiers are not only ordered but also unique, to prohibit MapReduce from grouping elements together: each stream is processed by the reducer in due order. To complete the picture, KUMQUAT provides a custom partitioner for sorting (rather than hashing) identifiers during MapReduce's shuffling phase.

**Side Effects:** Side-effectful commands are ones that modify some state outside their output streams (the main effect). Broadly, such state falls into two classes, both of which pose significant challenges for parallel and distributed systems.

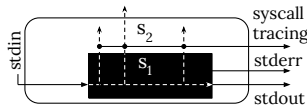




**Fig. 4. KUMQUAT’s distributed implementation over MapReduce’s core abstractions.** To be able to use the abstractions made available by a MapReduce implementation, KUMQUAT wraps stream elements with ordered identifiers. Wrappers around map and reduce take care of wrapping and unwrapping elements and a custom partitioner takes care of partitioning data by its identifiers.

The first class comprises side-effects that fall outside the command’s main memory—for example, writes to the file system, environment variables, or requests over the network. These side-effects are particularly challenging for the synthesizer to deal with, exactly because they are outside the monitored interface—even if two commands result in the same stdout and stderr streams for the same inputs, they might encode different computations.

To address this challenge, KUMQUAT wraps a command with system-call tracing infrastructure that reports all system calls during its execution—excluding accesses to standard input, output and error streams. Applied online on every input, this wrapping could decelerate the synthesizer significantly. To avoid such slowdown, KUMQUAT wraps only a single invocation of a command, which completes concurrently (and always before) the synthesis. Note that exceptions in Unix are typically signaled through either the error stream or the exit code, both of which KUMQUAT collects.



The second class of side-effects are in-memory ones—for example, the fact that `sort` maintains a sorted list of inputs and that `wc` maintains a few counters. Fortunately, such side-effects are still encoded within stdout and stderr streams in KUMQUAT’s domain: server or daemon commands would be challenging to deal with, but are not typically found as intermediate phases of data-processing pipelines.

## 5 Implementation

**Core System:** KUMQUAT combines several components written in various languages. The active learning and generation components are written in Python, implementing the algorithms and DSL presented in this paper. The base set of terms as well as the resulting combiners are evaluated by a small interpreter written in Python. Synthesized combiners link against an 80-line utility library that provides runtime support—*e.g.*, for parsing stream descriptors provided as arguments (§2), reading streams with partial results, and applying the combiner.

For pipelines that incorporate more than one commands, KUMQUAT first calls into Smoosh’s OCaml bindings [19].

Smoosh passes the script’s AST as JSON to KUMQUAT, which performs light transformations that decompose the pipeline into individual stages, and prefix each command with a KUMQUAT-provided `kq1` command (§2). The `kq1` command supplies the original command and its arguments to the active learning and generation core. KUMQUAT finally feeds the generated AST back to Smoosh, which converts it back to a POSIX-compliant string.

To check for side effects outside main memory, KUMQUAT’s current implementation prefixes commands with a call to `strace` [26]. This reports any system calls outside accesses to the input, output, and error streams.

**Parallel and Distributed Drivers:** For the parallel version, a driver orchestrates execution by splitting input into multiple chunks, creating the necessary FIFOs, passing partial inputs to maps and redirecting their output to the FIFOs, and passing FIFOs as arguments to the combiner.

For the distributed version, the driver reads from `stdin` and writes to `stdout`. The `wrap` function is a call to `nl` with custom delimiters. The `unwrap` function is a combination of `tee` with two `seds`, each applied to one of `tee`’s resulting streams to demultiplex the identifier stream from the data stream. For convenience, HDFS’s `put` and `get` are modified to call `wrap` and `unwrap` on the stream to/from HDFS.

## 6 Evaluation

We use a series of benchmarks to evaluate the performance of KUMQUAT as well as that of the synthesized parallel and distributed programs.

**Methodology:** We identify a total of 115 data-processing commands from three sets of benchmarks:

- The top 100 most popular shell pipelines from GitHub as ranked by popularity [18]. This set results in 42 command instances.
- Unofficial GitHub solutions to Unix50, a pipeline-construction game developed by Bell Labs [4]. These pipelines result in 76 command instances.
- Four Unix pipelines collected from the literature [2, 3, 23, 35], resulting in 29 command instances (7, 8, 8, and 8 commands, respectively).

**Tab. 1. Evaluation results for 115 benchmarks.** We group benchmarks into 25 bins based on their characteristics in terms of (1) active learning and generation, and (2) runtime performance (Cf. §6).

Bin ID	Bin Size	Example Command	Synthesis Time	Sufficient AST Size	Total Candidates	Satisfying Candidates	Seq. Execution	Par. Execution	Seq / Par	Cmb. Execution	Seq/(Par+Cmb)	Synthesized Ops;	Requirements
1	37	awk '{print \$2, \$0}'	28.5s	3	14	2	374.5s	11.6s	32.2×	185.6s	1.9×	concat	
2	1	awk 'BEGIN{print ""}{print}'	31s	4	98	2	420.5s	16s	26.3×	189.5s	2×	unwrap-f, concat	
3	1	comm -12 - \$DICT	479.7s	3	12	1	410.7s	18.2s	22.6×	185.9s	2×	rerun;	sorted input
4	22	cut -d '(' -f 2	28.8s	3	14	2	444.8s	11.2s	39.6×	189.7s	2.2×	concat;	special chars
5	2	fmt -w1	28.8s	3	14	2	288.7s	41.5s	7×	197.3s	1.2×	concat	
6	1	grep \$REGEX	13718s	3	3	28	2 687.5s	14.5s	47.5×	1.8s	42.3×	concat;	regex, input bound
7	1	grep -c \$REGEX	30.6s	4	88	2	680s	14.3s	47.4×	3s	39.2×	unwrap-b, num+;	regex
8	2	head -n 1	28.8s	3	14	1	6.2s	1.9s	3.3×	6.8s	0.7×	rerun	
9	1	head -n 2	28.6s	3	14	3	0.2s	1.8s	0.1×	0.2s	0.1×	first	
10	1	nl	61.4s	5	5330	1	665.5s	19.3s	34.6×	285.2s	2.2×	offset, num+, second	
11	8	sort -n -k 2	28.6s	3	14	4	2273.2s	47.4s	48×	515.4s	4×	merge(' -k2n')	
12	1	tac	28.7s	3	14	1	350.7s	18.8s	18.7×	179.6s	1.8×	concat (reverse variables)	
13	1	tail -n 1	29s	3	14	1	49s	11.3s	4.3×	0.2s	4.2×	rerun	
14	2	tr -c '[A-Z]' '\n'	28.8s	3	12	2	332.3s	10.6s	31.3×	188.5s	1.7×	concat	
15	1	tr -cs '[a-z][A-Z]' '\n'	29s	3	12	1	390.4s	15.2s	25.7×	170.9s	2.1×	rerun	
16	4	tr A-Z a-z	28.8s	3	12	2	256.6s	9.8s	26.1×	178.6s	1.4×	concat	
17	2	uniq	28.8s	3	14	1	196.8s	10.1s	19.5×	6.8s	11.6×	rerun	
18	—	—	43.2s	5	966	3				1.2s	18.4×	stitch, first, concat	
19	2	uniq -c	216.6s	6	40344	2	186.8s	10.2s	18.3×	1.7s	15.7×	stitch-ht, num+, first, concat	
20	9	wc -c1	307.7s	6	40344	4	356.1s	20.6s	17.3×	6.3s	13.3×	unwrap-b, unwrap-f, fuse, num+	
21	5	wc -l	30.5s	4	88	2	36.4s	12.9s	2.8×	1.8s	2.5×	unwrap-b, num+	
22	2	xargs	34.4s	3	14	1	148.4s	89.5s	1.7×	205s	0.5×	rerun	
		Minimum (over 106 commands)	28.4s	3	12	1	0.2s	1.8s	0.1×	0.2s	0.1×		
		Maximum (over 106 commands)	13718s	6	40344	5	2273.2s	89.5s	48×	515.4s	42.3×		
		Average (over 106 commands)	194.2s	3.6	4531	2	407.4s	19.4s	22.6×	122.8s	7.8×		
23	6	uniq -d, sed 1d	199.2s				Commands violate Eq. 1						
24	1	comm -23 - \$DICT	620s				Command violates Eq. 1						
25	1	grep -in \$REGEX	11973s				Command has no DSL combiners under size 6						
26	1	comm -2 - \$DICT	786s				Command has no DSL combiners under size 6						

For each set, we extract all the commands these benchmarks employ and filter out (1) any commands not in our PATH such as `csvcut`, (2) commands with side effects, such as `cp` or `mv`, (3) commands with multiple inputs or outputs, such as `paste` or `tee`. The total is 115 command instances, *i.e.*, unique combinations of commands and flags.

**Setup:** KUMQUAT and all parallel programs run on a server with 0.5TB of memory and 40 physical (80 virtual)  $\times$  3.40GHz Intel Xeon E7-8893, Ubuntu 19.10, GNU Coreutils 8.30-3.U2, Python 3.7.5, and OCaml 4.05.0. We note that our benchmarks never come close to exhausting the server’s available memory. Distributed experiments run on 10 $\times$ i3.large AWS EC2 nodes, with Hadoop 3.2.1 running on Oracle’s JDK 1.8.0\_251; the rest of the software setup was identical to the server used for parallel experiments. Commands are evaluated on the Wikipedia corpus (150GB), with a 654K-word `american-insane` used as a dictionary for commands such as `comm`.

**Command Breakdown:** We group commands that are similar—based on characteristics of their input generation,

synthesis, and runtime execution—into 25 bins. The size of each bin is the number of similar commands in the bin.

Tab. 1 presents results. The first 22 rows each correspond to a bin whose commands have successful synthesized combinators. These bins contain 106 commands, for which we report the minimum, maximum, and average statistics (next three rows). The last four rows each correspond to a bin for whose commands KUMQUAT did not synthesize combinators but reported errors. The first three columns describe the bins, the next four present combiner synthesis statistics, the next five present execution time statistics, and the last describes the synthesized combinators and the commands’ requirements.

**Synthesis Results:** The fourth column (“Synthesis Time”) presents the wall-clock time needed to synthesize a satisfying combiner with the smallest sufficient size (the fifth column). The sixth column (“Total Candidates”) presents the size of the search space, that is, the number of all DSL combinators under the specified size after pruning with type guidance (§4.1). The next column (“Satisfying Candidates”) presents the number of candidate combinators that are correct with respect to all

of the observed input pairs. The last column (“Synthesized Ops; Requirements”) describes the combiners synthesized by Alg. 1, as well as the commands’ input format requirements.

For 112/115 (97.4%) of commands KUMQUAT either synthesizes a combiner (106/115, 92.2%) or reports that a combiner is not synthesizable (6/115, 5.2%). Overall, the synthesis time correlates positively with the size of the search space, which increases for each command as the specified AST size increases. All except one of these commands (111/112, 99.1%) took KUMQUAT less than 8 minutes to synthesize a combiner. The only exception is a `grep` command (bin 6), which uses an expensive regular expression that evaluates slowly on certain inputs generated by KUMQUAT.

For most of the successful commands (86/106, 81.1%) the AST size 3 is sufficient. For all but one of these commands, KUMQUAT synthesizes a combiner within 35 seconds. The only exception is the `comm -12` command (bin 3), which produced only empty outputs for certain input shapes in our experiments. In this scenario our KUMQUAT implementation invokes Alg. 3 with various input shapes until observing nontrivial behavior from the command.

We manually inspected the synthesized combiners. The highest-ranked combiners are all correct with respect to all possible inputs.

Command `uniq` is an interesting case where KUMQUAT returns different highest-ranked combiners depending on the specified maximum AST size. When the size limit is 3 or 4, KUMQUAT synthesizes a combiner whose core is the term `rerun`. It is correct but operates on all lines of the partial outputs, which would lead to bad performance. When the size limit is 5 or 6, KUMQUAT synthesizes a combiner that uses `stitch`, `first`, and `concat`. While the new combiner contains more terms, it performs significantly better because it operates only at the boundaries of the partial outputs.

The last four rows of Tab. 1 contain nine commands for which KUMQUAT did not synthesize combiners. For these commands KUMQUAT often eliminated all candidate combiners in the search space and reported an error. We report the time that KUMQUAT took to report errors for the maximum AST size 6. For most of these commands, KUMQUAT correctly reports an error within four minutes.

Seven of these commands (bins 23, 24) are not parallelizable in the most general form (Eq. 1). The reason is that there exists corner-case input pairs that produce counterexamples for this equation. An example is the `uniq -d` command, which outputs only the lines that are repeated in the input. A corner-case input pair may contain two identical lines, one as the last line in the first input stream and the other as the first line in the second input stream. The concatenation of these two input streams would cause the command to output the repeated line, which does not appear in any of the divide-and-conquer execution outputs. The remaining two commands (bins 25, 26) are potentially parallelizable, but they do not have combiners in the specified search space. The

reason is that these commands produce structured outputs that would require a potential combiner to perform complex string parsing and reformatting operations that are not effectively captured by the current DSL. In our experiments KUMQUAT successfully generated corner-case input pairs for these commands, concluding that the observed behavior matches no candidates in the search space.

**Execution Time Results:** Tab. 1’s columns 8–12 are related to execution time over 100GB input, except 10GB input for all `grep` commands and 1GB input for all `xargs` commands. Parallel execution is split between the parallel-only segment (“Par. Execution”) and the combiner segment (“Cmb. Execution”), with the speedup gained by the former shown in “Seq / Par” and by the combination of the former and latter in “Seq/(Par+Cmb)”.

The speedup due to parallel execution averages 22.6× for the data parallel only execution and 7.8× for the parallel version plus the combiner. For a few commands such as `grep` the speedup is near-linear—47.5× and 42.2×, respectively. Other commands see sub-linear speedups, partly because some commands are I/O-bound and partly because the combiner exercises limited parallelism. A few command instances have near-instant sequential execution and thus decelerate when the combiner is applied: for example, parallelizing head ends up adding work as the combiner could have itself filtered out the necessary rows by rerun. Their execution still remains within a few seconds from the sequential execution.

The distributed experiments indicate lower speedups (not shown), averaging 3.8× (and peaking at 4.2×). To better test whether some of the speedup limitations are due to Hadoop’s streaming interface, we compared with native implementations expressed in Java for two benchmarks: `wc` and `grep`. KUMQUAT’s runtime is about 47% slower; overheads are due to KUMQUAT’s ordering transformations and Hadoop’s streaming interface [11].

**Parallel Pipelines and Combiner Removal:** Unix commands are often composed into pipelines to accomplish a desired task [23, 27]. Leveraging the synthesized parallel commands, KUMQUAT generates a hybrid series/parallel+pipeline parallel execution of Unix pipelines. In this execution, each parallel command is followed by its combiner, which produces the input for the next parallel command in the pipeline. In addition to data parallelism available within each parallel command, the resulting computation also exploits pipelined parallelism available between different parallel commands.

In many cases it is also possible to remove intermediate combiners between data parallel commands. For example, when the combiner is `concat` it is possible to combine map stages and apply `concat` only once after the last map stage. Experimental results show that, depending on the characteristics of the pipeline, combiner removal can deliver additional significant parallel speedups [8, 12, 25, 44].

For the Unix50 pipelines and four pipelines from the literature, it is possible to remove the combiners for 158 of the 251 pipeline stages. For computations with relatively small parallel pipeline stages, this combiner removal can offer significant additional parallel performance. Specifically, experimental results from the PaSh system [44], which currently uses manually coded combiners and implements an optimization that removes combiners between adjacent parallel phases, indicates that this optimization can produce parallel versions of the Unix 50 benchmarks that exhibit parallel speedups of 6.02 $\times$ .

**Micro-benchmark—Tracing:** To understand the overheads of system call tracing, we apply it on successfully synthesized commands. For each command, the output written to `/dev/null` and the output of `strace` was written to `/dev/shm` (memory-mapped file-system). The average slowdown is 1.88 $\times$ ; this overhead is insignificant relative to KUMQUAT's overall runtime performance: even for 100MB input, the highest observed was 10.10s for a command that without `strace` took 8.10s.

**Micro-benchmark—Refinements:** To understand the benefits of various optimizations is challenging due to the high synthesis times. We use the synthesis of `cat`'s combiner with an AST size of 8 to measure the impact of different synthesis refinements. Without type refinements, the search space contains 335636 terms; with type refinements, these drop to 5810 (reduction: 57.7 $\times$ ). Sequential synthesis takes 273s, dropped to 75.9s by parallel synthesis (3.64 $\times$ ).

## 7 Related Work

We discuss related work in UNIX synthesis, synthesis of divide-and-conquer computations, synthesis of distributed systems, program synthesis driven by provided input/output examples, and active learning of computer programs.

**UNIX Synthesis:** Prior work on synthesis for UNIX shell commands and pipelines [5, 9] is guided by examples or natural-language specifications. Instead of automatically generating parallel or distributed versions of an existing command or pipeline, the goal was to synthesize the sequential command itself from examples or natural language specs.

**Divide and Conquer Decomposition:** Prior work focused on decomposing programs or program fragments using divide-and-conquer techniques [13, 14, 33, 41]. The majority of this work focuses on parallelizing special constructs—*e.g.*, loops, matrices, and arrays—rather than stream-oriented primitives. In some cases [13, 14], the map phase is augmented to maintain additional metadata used by the reducer phase; this is antithetical to KUMQUAT's approach, which explicitly leaves the unmodified original command as the map phase.

Of particular relevance is the synthesis of MapReduce-style distributed programs [41]. This work focuses on synthesizing entire programs from input-output pairs rather

inferring only the reducer function from an existing implementation—applied in scenarios where a programmer develops the full distributed computation by preparing examples. It also enables a much larger decomposition space that includes `flatMap`, `reduceByKey`, `filterBy`, and as a result requires a much more expressive underlying framework such as Spark [47]. KUMQUAT can, in principle, synthesize the distributed computation for any framework that follows the basic MapReduce paradigm, as long as the framework provides support for black-box streaming operations—for which Hadoop provides a simple interface. KUMQUAT also adds metadata for ordering, which generally in non-streaming systems and specifically in [41] is not a requirement.

**Synthesizing Distributed Systems:** There is prior work on synthesizing features of distributed systems [6, 16, 24, 34], for example to automatically infer fences and repair programs in the context of distributed environments. KUMQUAT is different both in application and technique: it synthesizes data-parallel programs from black-box UNIX commands, as opposed to modifications or augmentations of existing (and often white-box) programs or program fragments.

**Input-Output Synthesis:** KUMQUAT overlaps (and builds upon) techniques explored in the program inference and synthesis communities [1, 15, 20, 22, 29], and particularly programming-by-example [31, 40, 45]. These works assume a different usage scenarios—for example, many approaches require the user to provide a set of examples. KUMQUAT performs program inference by interacting with and observing the behavior of a full application. Rather than rely on a fixed corpus of input-output examples, the application's execution is used to define the target specification. Incorporating active learning allows these systems to successfully and efficiently expand the input-output examples automatically as needed.

**Active Learning:** Active learning is a classical topic in machine learning [36]. In the context of program inference, it includes learning (and generating) programs that interact with relational databases [37] or key/value stores [32], oracle-guided synthesis for loop-free programs [22], and techniques for pruning the search space in synthesis targeting Datalog [39]. KUMQUAT, in contrast, works with UNIX commands to synthesize merge operations over streams produced by divide-and-conquer computations for automatic parallelization and/or distribution of the computation.

**Commands and Shells:** There is a series of systems that aid developers in running commands or script fragments in a parallel or distributed fashion. These range from simple UNIX utilities [38, 43, 46] to parallel/distributed shells [28, 42] to data-parallel frameworks that incorporate UNIX commands [17, 21]. These tools require developers to modify programs to make use of the tools' APIs, in contrast to KUMQUAT, which aims to provide an automated solution that works directly on the original sequential command.

The PaSh and POSH systems parallelize and distribute Unix shell scripts mostly automatically [30, 44], but their current implementations work with manually coded combiners. PaSh can also work directly with the automatically synthesized KUMQUAT combiners. This approach eliminates the need for manual coding and can enable the immediate extension of PaSh to work with new commands that require new combiners. PaSh also implements an optimization for removing combiners between adjacent parallel stages, which can improve the performance of a pipeline significantly.

## 8 Conclusion

This paper presented KUMQUAT, a system for automatically synthesizing parallel and distributed versions of UNIX commands. KUMQUAT decomposes commands into two phases: (i) a parallel mapper that applies the original command to produce partial results, and (ii) an combiner that combines the partial results and is synthesized by KUMQUAT. To synthesize the combiner, KUMQUAT applies program inference on the command—with a key insight being that the parallel specification to be inferred is the already-available sequential command. KUMQUAT synthesizes the merger by applying repeated rounds of exploration; at each round, it compares the results of the synthesized program with those from the sequential program to discard invalid candidates. KUMQUAT's implementation supports two back-ends. A parallel back-end accelerates execution on a single host without any additional runtime support. A distributed back-end offers program- and data-transformation wrappers to bolt KUMQUAT's two phases on Hadoop, offloading several distributed-systems challenges to a production-grade distributed computing runtime. KUMQUAT can offer significant parallel speedups and synthesizes combiners for most of our benchmark commands within a minute.

## Acknowledgments

We are thankful to Konstantinos Kallas, Claudia Zhu, Shivam Handa, and Konstantinos Mamouras for interesting discussions. This research was funded in part by DARPA contracts HR00112020013 and HR001120C0191. Any opinions, findings, conclusions, or recommendations expressed in this material are those of the authors and do not necessarily reflect those of DARPA.

## References

- [1] Rajeev Alur, Rastislav Bodik, Garvit Juniwal, Milo MK Martin, Mukund Raghothaman, Sanjit A Seshia, Rishabh Singh, Armando Solar-Lezama, Emina Torlak, and Abhishek Udupa. 2013. Syntax-guided synthesis. In *2013 Formal Methods in Computer-Aided Design*. IEEE, 1–8.
- [2] Jon Bentley. 1985. Programming Pearls: A Spelling Checker. *Commun. ACM* 28, 5 (May 1985), 456–462. <https://doi.org/10.1145/3532.315102>
- [3] Jon Bentley, Don Knuth, and Doug McIlroy. 1986. Programming Pearls: A Literate Program. *Commun. ACM* 29, 6 (June 1986), 471–483. <https://doi.org/10.1145/5948.315654>
- [4] Pawan Bhandari. 2020. *Solutions to unixgame.io*. <https://git.io/Jf2dn> Accessed: 2020-04-14.
- [5] Sanjay Bhansali and Mehdi T Harandi. 1993. Synthesis of UNIX programs using derivational analogy. *Machine Learning* 10, 1 (1993), 7–55.
- [6] Borzoo Bonakdarpour and Sandeep S. Kulkarni. 2008. SYCRAFT: A Tool for Synthesizing Distributed Fault-Tolerant Programs. In *CONCUR 2008 - Concurrency Theory*, Franck van Breugel and Marsha Chechik (Eds.). Springer Berlin Heidelberg, Berlin, Heidelberg, 167–171.
- [7] José P. Cambronero, Thurston H. Y. Dang, Nikos Vasilakis, Jiasi Shen, Jerry Wu, and Martin C. Rinard. 2019. Active Learning for Software Engineering. In *Proceedings of the 2019 ACM SIGPLAN International Symposium on New Ideas, New Paradigms, and Reflections on Programming and Software* (Athens, Greece) (*Onward! 2019*). Association for Computing Machinery, New York, NY, USA, 62–78. <https://doi.org/10.1145/3359591.3359732>
- [8] Duncan Coutts, Roman Leshchinskiy, and Don Stewart. 2007. Stream fusion: From lists to streams to nothing at all. *ACM SIGPLAN Notices* 42, 9 (2007), 315–326.
- [9] Anthony Cozzie, Murph Finnicum, and Samuel T King. 2011. Macho: Programming with Man Pages. In *13th Workshop on Hot Topics in Operating Systems*. USENIX Association, Napa, CA, United States. [http://www.usenix.org/events/hotos11/tech/final\\_files/Cozzie.pdf](http://www.usenix.org/events/hotos11/tech/final_files/Cozzie.pdf)
- [10] Jeffrey Dean and Sanjay Ghemawat. 2008. MapReduce: Simplified Data Processing on Large Clusters. *Commun. ACM* 51, 1 (Jan. 2008), 107–113. <https://doi.org/10.1145/1327452.1327492>
- [11] Mengwei Ding, Long Zheng, Yanchao Lu, Li Li, Song Guo, and Minyi Guo. 2011. More Convenient More Overhead: The Performance Evaluation of Hadoop Streaming. In *Proceedings of the 2011 ACM Symposium on Research in Applied Computation* (Miami, Florida) (*RACS '11*). Association for Computing Machinery, New York, NY, USA, 307–313. <https://doi.org/10.1145/2103380.2103444>
- [12] Andrew Farmer, Christian Hoener zu Siederdisen, and Andy Gill. 2014. The HERMIT in the stream: fusing stream fusion's concatMap. In *Proceedings of the ACM SIGPLAN 2014 workshop on Partial evaluation and program manipulation*. 97–108.
- [13] Azadeh Farzan and Victor Nicolet. 2017. Synthesis of Divide and Conquer Parallelism for Loops. In *Proceedings of the 38th ACM SIGPLAN Conference on Programming Language Design and Implementation* (Barcelona, Spain) (*PLDI 2017*). Association for Computing Machinery, New York, NY, USA, 540–555. <https://doi.org/10.1145/3062341.3062355>
- [14] Azadeh Farzan and Victor Nicolet. 2019. Modular Divide-and-Conquer Parallelization of Nested Loops. In *Proceedings of the 40th ACM SIGPLAN Conference on Programming Language Design and Implementation* (Phoenix, AZ, USA) (*PLDI 2019*). Association for Computing Machinery, New York, NY, USA, 610–624. <https://doi.org/10.1145/3314221.3314612>
- [15] John K Feser, Swarat Chaudhuri, and Isil Dillig. 2015. Synthesizing data structure transformations from input-output examples. In *ACM SIGPLAN Notices*, Vol. 50. ACM, 229–239.
- [16] Bernd Finkbeiner and Paul Gözl. 2017. Synthesis in distributed environments. *arXiv preprint arXiv:1710.05368* (2017).
- [17] Apache Software Foundation. 2020. Hadoop Streaming. <https://hadoop.apache.org/docs/r1.2.1/streaming.html>
- [18] Inc. GitHub. 2020. Most Starred Shell Repositories. <https://git.io/JU2pB>
- [19] Michael Greenberg and Austin J Blatt. 2019. Executable formal semantics for the POSIX shell. *Proceedings of the ACM on Programming Languages* 4, POPL (2019), 1–30.
- [20] Sumit Gulwani. 2011. Automating string processing in spreadsheets using input-output examples. In *ACM Sigplan Notices*, Vol. 46. ACM, 317–330.
- [21] Michael Isard, Mihai Budiu, Yuan Yu, Andrew Birrell, and Dennis Fetterly. 2007. Dryad: distributed data-parallel programs from sequential building blocks. In *Proceedings of the 2nd ACM SIGOPS/EuroSys*

- European Conference on Computer Systems 2007*. 59–72.
- [22] Susmit Jha, Sumit Gulwani, Sanjit A Seshia, and Ashish Tiwari. 2010. Oracle-guided component-based program synthesis. In *Proceedings of the 32nd ACM/IEEE International Conference on Software Engineering—Volume 1*. ACM, 215–224.
- [23] Dan Jurafsky. 2017. Unix for Poets. <https://web.stanford.edu/class/cs124/lec/124-2018-UnixForPoets.pdf>
- [24] Idit Keidar. 2012. Distributed Computing Column 46: Synthesizing Distributed and Concurrent Programs. *SIGACT News* 43, 2 (June 2012), 84. <https://doi.org/10.1145/2261417.2261436>
- [25] Oleg Kiselyov, Aggelos Biboudis, Nick Palladinos, and Yannis Smaragdakis. 2017. Stream fusion, to completeness. In *Proceedings of the 44th ACM SIGPLAN Symposium on Principles of Programming Languages*. 285–299.
- [26] R McGrath and W Akkerman. 2004. Linux Strace.
- [27] Malcolm D McIlroy, Elliot N Pinson, and Berkley A Tague. 1978. UNIX Time-Sharing System: Foreword. *Bell System Technical Journal* 57, 6 (1978), 1899–1904.
- [28] Rob Pike, Dave Presotto, Ken Thompson, Howard Trickey, et al. 1990. Plan 9 from Bell Labs. In *Proceedings of the summer 1990 UKUUG Conference*. 1–9. <http://css.csail.mit.edu/6.824/2014/papers/plan9.pdf>
- [29] Nadia Polikarpova, Ivan Kuraj, and Armando Solar-Lezama. 2016. Program synthesis from polymorphic refinement types. *ACM SIGPLAN Notices* 51, 6 (2016), 522–538.
- [30] Deepti Raghavan, Sadjad Fouladi, Philip Levis, and Matei Zaharia. 2020. POSH: A Data-Aware Shell. In *2020 USENIX Annual Technical Conference (USENIX ATC 20)*. USENIX Association, 617–631. <https://www.usenix.org/conference/atc20/presentation/raghavan>
- [31] Mohammad Raza and Sumit Gulwani. 2018. Disjunctive Program Synthesis: A Robust Approach to Programming by Example. In *Thirty-Second AAAI Conference on Artificial Intelligence*.
- [32] Martin C. Rinard, Jiasi Shen, and Varun Mangalick. [n.d.]. Active learning for inference and regeneration of computer programs that store and retrieve data. In *Proceedings of the 2018 ACM SIGPLAN International Symposium on New Ideas, New Paradigms, and Reflections on Programming and Software, Onward! 2018, Boston, MA, USA, November 7-8, 2018*, Elisa Gonzalez Boix and Richard P. Gabriel (Eds.).
- [33] Radu Rugina and Martin Rinard. 1999. Automatic Parallelization of Divide and Conquer Algorithms. In *Proceedings of the Seventh ACM SIGPLAN Symposium on Principles and Practice of Parallel Programming (Atlanta, Georgia, USA) (PPoPP '99)*. Association for Computing Machinery, New York, NY, USA, 72–83. <https://doi.org/10.1145/301104.301111>
- [34] Sven Schewe. 2008. Synthesis of distributed systems. (2008).
- [35] Torsten Seemann. 2019. 25 reasons assemblies don't make it into refseq. <http://thegenomefactory.blogspot.com/2019/09/25-reasons-assemblies-dont-make-it-into.html>
- [36] Burr Settles. 2009. *Active Learning Literature Survey*. Computer Sciences Technical Report 1648. University of Wisconsin–Madison.
- [37] Jiasi Shen and Martin Rinard. 2019. Using Active Learning to Synthesize Models of Applications That Access Databases. In *Proceedings of the 40th ACM SIGPLAN Conference on Programming Language Design and Implementation (Phoenix, AZ, USA) (PLDI '19)*. ACM. <https://doi.org/10.1145/3314221.3314591>
- [38] Wei Shen. 2019. A Cross-platform Command-line Tool for Executing Jobs in Parallel. <https://github.com/shenwei356/rush>.
- [39] Xujie Si, Woosuk Lee, Richard Zhang, Aws Albarghouthi, Paraschos Koutris, and Mayur Naik. 2018. Syntax-Guided Synthesis of Data-log Programs. In *Proceedings of the 2018 26th ACM Joint Meeting on European Software Engineering Conference and Symposium on the Foundations of Software Engineering (Lake Buena Vista, FL, USA) (ESEC/FSE 2018)*. Association for Computing Machinery, New York, NY, USA, 515–527. <https://doi.org/10.1145/3236024.3236034>
- [40] Rishabh Singh. 2016. Blinkfill: Semi-supervised programming by example for syntactic string transformations. *Proceedings of the VLDB Endowment* 9, 10 (2016), 816–827.
- [41] Calvin Smith and Aws Albarghouthi. 2016. MapReduce Program Synthesis. In *Proceedings of the 37th ACM SIGPLAN Conference on Programming Language Design and Implementation (Santa Barbara, CA, USA) (PLDI '16)*. Association for Computing Machinery, New York, NY, USA, 326–340. <https://doi.org/10.1145/2908080.2908102>
- [42] Diomidis Spinellis and Marios Fragkoulis. 2017. Extending Unix Pipelines to DAGs. *IEEE Trans. Comput.* 66, 9 (2017), 1547–1561.
- [43] Ole Tange. 2011. GNU Parallel—The Command-Line Power Tool. *login: The USENIX Magazine* 36, 1 (Feb 2011), 42–47. <https://doi.org/10.5281/zenodo.16303>
- [44] Nikos Vasilakis, Konstantinos Kallas, Konstantinos Mamouras, Achilles Benetopoulos, and Lazar Cvetkovich. 2020. PaSh: Light-touch Data-Parallel Shell Processing. *arXiv preprint arXiv:2007.09436* (2020).
- [45] Navid Yaghmazadeh, Xinyu Wang, and Isil Dillig. 2018. Automated migration of hierarchical data to relational tables using programming-by-example. *Proceedings of the VLDB Endowment* 11, 5 (2018), 580–593.
- [46] Andy B Yoo, Morris A Jette, and Mark Grondona. 2003. Slurm: Simple linux utility for resource management. In *Workshop on Job Scheduling Strategies for Parallel Processing*. Springer, 44–60.
- [47] Matei Zaharia, Mosharaf Chowdhury, Tathagata Das, Ankur Dave, Justin Ma, Murphy McCauley, Michael J. Franklin, Scott Shenker, and Ion Stoica. 2012. Resilient Distributed Datasets: A Fault-tolerant Abstraction for In-memory Cluster Computing. In *Proceedings of the 9th USENIX Conference on Networked Systems Design and Implementation (San Jose, CA) (NSDI'12)*. USENIX Association, Berkeley, CA, USA, 2–2. <http://dl.acm.org/citation.cfm?id=2228298.2228301>