

SemGloVe: Semantic Co-occurrences for GloVe from BERT

Leilei Gan¹, Zhiyang Teng², Yue Zhang²,
Linchao Zhu³, Fei Wu¹, Yi Yang¹

¹ College of Computer Science and Technology, Zhejiang University

² Westlake University, ³ University of Technology Sydney

{leileigan, wufei, yangyics}@zju.edu.cn,

{tengzhiyang, zhangyue}@westlake.edu.cn,

linchao.zhu@uts.edu.au

Abstract

GloVe learns word embeddings by leveraging statistical information from word co-occurrence matrices. However, word pairs in the matrices are extracted from a predefined local context window, which might lead to limited word pairs and potentially semantic irrelevant word pairs. In this paper, we propose *SemGloVe*, which distills *semantic co-occurrences* from BERT into static GloVe word embeddings. Particularly, we propose two models to extract co-occurrence statistics based on either the masked language model or the multi-head attention weights of BERT. Our methods can extract word pairs limited by the local window assumption, and can define the co-occurrence weights by directly considering the semantic distance between word pairs. Experiments on several word similarity datasets and external tasks show that SemGloVe can outperform GloVe.

1 Introduction

Word embeddings (Bengio et al., 2003; Mikolov et al., 2013a,b) represent words with low-dimensional real value vectors. They can be useful for lexical semantics tasks, such as word similarity and word analogy, and downstream natural language processing (NLP) tasks (Collobert et al., 2011; Rajpurkar et al., 2016; Lewis et al., 2016; Lee et al., 2018). Most existing methods use local window-based methods (Mikolov et al., 2013a,b; Bojanowski et al., 2017) or matrix factorization of global statistics (Pennington et al., 2014) to learn syntax and semantic information from large-scale corpus. In this paper, we investigate GloVe in details.

GloVe (Pennington et al., 2014) combines matrix factorization methods with local window context, generating word embeddings by leveraging statistical information from a global word-word

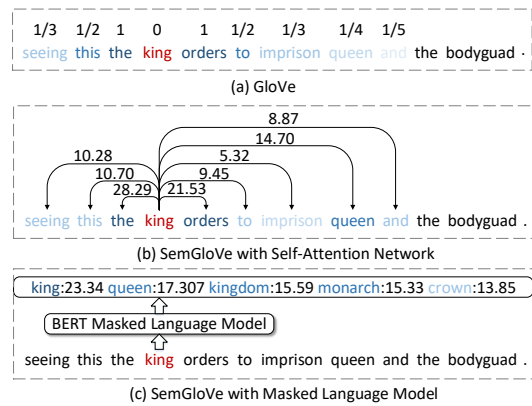


Figure 1: GloVe (a) and Our two proposed models (b) and (c). The target word and the context word are in red and blue colors, respectively. In (a), the numbers are relevance score, which are position-based distance. In (b) and (c), the relevance scores are the self-attention weights, and the logits of the language model, respectively.

co-occurrence matrix. Word-word pairs in the matrix are extracted from a predefined local context window, and the relevance is measured by a position-based distance function. For example, as shown in Figure 1 (a), when targeting at the word “king” with the five-words context window, the word pair “king-queen” can be extracted with a co-occurrence score 1/4, since “queen” is four words away from “king”. However, this co-occurrence matrix generation procedure can suffer from two potential problems. First, the counting word pairs are limited by the local context window. Second, the heuristic weighting function does not measure the relevance score directly regarding to the semantic similarities between word pairs, leading to inaccurate co-occurrence counts. For example, “king” and “orders” are weakly correlated in the sentence “he orders a copy of the king of fighters”.

One potential solution to the above problems

is BERT (Devlin et al., 2019), which is a pre-trained language model based on deep bidirectional Transformers (Vaswani et al., 2017). Previous work has shown that the contextualized representations produced by BERT capture morphological (Peters et al., 2018b; Hewitt and Manning, 2019), lexical (Peters et al., 2018b), syntactic (Li and Eisner, 2019; Goldberg, 2019) and semantic knowledge (Da and Kasai, 2019; Ethayarajh, 2019). These knowledge can be disentangled using knowledge distillation models (Hinton et al., 2015; Tang et al., 2019) or variational inference (Li and Eisner, 2019). Inspired by these research ideas, we hypothesize that the word-word co-occurrence matrix can be distilled from BERT.

We name the co-occurrences distilled from BERT as *semantic co-occurrences*, thus proposing *SemGloVe* to improve GloVe. Our proposed method can distill contextualized semantic information from BERT into static word embeddings. In particular, we present two models. As shown in Figure 1 (b), the first model is based on self-attention networks of BERT (SAN; Section 4.1). The idea is to use attention values in SAN for semantic co-occurrence counts. Intuitively, the SAN model can solve the second issue of GloVe by using the self-attention weights as the word pair scoring function. For example, the relevance score of the “king-queen” pair in Figure 1 (b) is 14.7, which is much larger than the 9.45 score of the “king-to” pair even though “to” is closer to “king” than “queen” is.

As shown in Figure 1 (c), the second is based on the masked language model (MLM; Section 4.2) of BERT. The idea is to distill word probabilities from a masked language model for co-occurrence counts. First, it generates word pairs by masking the target word to predict context words from the whole vocabulary, which can avoid the local context window restriction of GloVe. The output context words and the target word can be regarded as co-occurring word pairs. For example, in Figure 1 (c), after masking “king”, BERT outputs context words such as “queen” and “crown”. Both “king-queen” and “king-crown” are regarded as valid co-occurrences even though “crown” does not appear in this sentence. Compared with the local window context, we also hypothesize that the distributional hypothesis (Harris, 1954) works better for the masked language model, because words that occur in the same output contexts tend to have sim-

ilar meanings. Second, the MLM model uses the logits of output words from BERT as the word pair scoring function, which can solve the first problem of GloVe.

Experiments on word similarity datasets show that SemGloVe can outperform GloVe. We also evaluate SemGloVe on external Chunking, POS tagging and named entity recognition (NER) tasks, again showing the effectiveness of SemGloVe. Specifically, our analysis shows that SemGloVe has two advantages: first, it can find semantic relevant word pairs which cannot be captured by GloVe; second, SemGloVe can generate more accurate global word-word co-occurrence counts compared to GloVe.

SemGloVe gives better averaged results compared with existing state-of-the-art (non-contextualized) embedding methods on both intrinsic and extrinsic evaluation tasks. In addition to its theoretical interest, this leads to two contributions to the research community. First, it enriches the toolbox for computational linguistics research involving word representations that do not vary by the sentence, such as lexical semantics tasks. Second, it adds to the set of input embeddings that are orders of magnitudes faster compared with contextualized embeddings. Our code and SemGloVe embeddings will be made available.

2 Related Work

Word Representations. Skip-Gram (SG) and Continuous-Bag-of-Words (CBOW) (Mikolov et al., 2013a,b) are both local window context based word vectors. The former predicts the context words using the center word, while the latter predicts the center word using its neighbors. Levy and Goldberg (2014) improve the word embeddings by injecting syntactic information from the dependency parse trees. Fasttext (Bojanowski et al., 2017) enriches word embeddings with subwords. Previous work also investigates how to incorporate external semantic knowledge into above word embeddings. Faruqui et al. (2015) and Mrkšić et al. (2016) propose to post-process word vectors using word synonymy or antonymy knowledge from semantic lexicons or task-specific ontology. Vashishth et al. (2019) leverage graph neural networks to incorporate syntactic and semantic knowledge into word embeddings. Alsuhaibani et al. (2018) jointly

train word vectors using a text corpora and a knowledge base, which contains special semantic relations. All these methods inject semantic information from structured data, which is expensive to construct, while our methods can benefit from large-scale language models which is pre-trained on unlabelled corpora.

Distilling Knowledge From BERT. Hinton et al. (2015) introduce knowledge distillation, which can transfer knowledge from a large (teacher) network to a small (student) network. Following this idea, Tang et al. (2019) propose to distill knowledge from the last layer of BERT into a single-layer BiLSTM network. Sun et al. (2019) propose Patient-KD, which not only learns from the last layer of BERT, but also learns from multiple intermediate layers by two strategies: PKD-last and PKD-skip. TinyBERT (Jiao et al., 2019) learns from the embedding layer, the hidden states and attention matrices of intermediate layers, and the logits output of the prediction layer of BERT. Chen et al. (2020) improve sequence to sequence text generation models by leveraging BERT’s bidirectional contextual knowledge. Different from all the previous work, in this paper, we present to distill semantic knowledge from a pre-trained BERT into static word vectors (GloVe) using the weights of SAN and MLM.

3 Background

In this section, we briefly review GloVe and BERT, which our models are based on.

3.1 GloVe

Given a training corpus, GloVe first obtains the global word-word co-occurrence counts matrix \mathbf{X} , whose entries \mathbf{X}_{ij} represents the total number of times word $w_j \in V$ occurring in the context of word $w_i \in V$, where V is the word vocabulary of the training corpus. Formally, let $C(w_i)$ be the local window context of w_i . GloVe defines \mathbf{X}_{ij} with regards to the position-based distance between w_i and w_j as:

$$\mathbf{X}_{ij} = \sum_{w_j \in C(w_i)} \text{dis}(w_i, w_j) = \sum_{w_j \in C(w_i)} \frac{1}{|p_j - p_i|}, \quad (1)$$

where p_j and p_i are positions in the context. Intuitively, words closer to w_i receive larger weights.

Denote the embedding of a target word w_i and the context embedding of a context word w_j as e_i

and e'_j , respectively. GloVe learns the word vectors by optimizing the following loss function:

$$J = \sum_{i=1}^V \sum_{j=1}^V f(\mathbf{X}_{ij}) \left(e_i^T e'_j + b_i + b'_j - \log \mathbf{X}_{ij} \right)^2, \quad (2)$$

where V is the size of vocabulary, b_i and b_j represent biases for w_i and w_j , and $f(\cdot)$ is a weighting function. $f(\cdot)$ assigns lower weights to non-frequent co-occurrences:

$$f(\mathbf{X}_{ij}) = \begin{cases} (\mathbf{X}_{ij}/x_{\max})^\alpha & \text{if } \mathbf{X}_{ij} < x_{\max} \\ 1 & \text{otherwise,} \end{cases} \quad (3)$$

where x_{\max} and α are hyper-parameters.

After training with optimization methods, $e_i + e'_i$ is taken as the final word embeddings for w_i .

3.2 BERT

BERT is trained from large scale raw texts using masked language modeling task (MLM) with a deep bidirectional Transformer, which consists of multiple self-attention encoder (SAN) layers. Specifically, MLM masks a certain token as a special symbol $\langle \text{MASK} \rangle$ (or a random token) randomly, and predicts the masked token using the contextualized output of the topmost layer.

Formally, given a token sequence $W = \{w_1, w_2, \dots, w_n\}$, a certain token w_i ($i \in [1 \dots n]$) is masked. The input layer \mathbf{H}^0 and each intermediate layer representation \mathbf{H}^j are defined as:

$$\begin{aligned} \mathbf{H}^0 &= [e_1; \dots; e_{i-1}; e_i; e_{i+1}; \dots; e_n] + \mathbf{W}_p \\ \mathbf{H}^j &= \text{SAN_Encoder}(\mathbf{H}^{j-1}) \quad j \in [1 \dots K], \end{aligned} \quad (4)$$

where e_i is the embedding of w_i , \mathbf{W}_p is the position embedding matrix, **SAN_Encoder** is SAN based encoder and K denotes the number of SAN layers, respectively. More details about SAN_ENCODER can be found in (Vaswani et al., 2017). For MLM, BERT predicts w_i using

$$\text{logits}(\mathbf{h}_i^K) = \mathbf{W} \mathbf{h}_i^K \quad (5)$$

$$\mathbf{p}[w_i] = \text{softmax}(\text{logits}(\mathbf{h}_i^K)) \quad (6)$$

where \mathbf{W} is a model parameter and $\mathbf{p}[w_i]$ denotes $P(w_i | w_1, \dots, w_{i-1}, \langle \text{MASK} \rangle, w_{i+1}, \dots, w_n)$.

Given a set of unlabelled text, $D = \{W^i\}_{i=1}^N$, BERT is trained by maximizing the following objective function:

$$J = \sum_{i=1}^N \sum_{j=1}^{|W_i|} \mathbf{P}[w_i^j]. \quad (7)$$

4 Semantic GloVe

We replace the hard counts of co-occurrences into real values from BERT, according to self-attention scores and MLM probabilities, respectively.

4.1 Semantic Co-occurrences from Multi-Head Self-Attention

In this section, we leverage the multi-head self-attention weights of BERT to measure the semantic relationships of tokens instead of the heuristic position-based distance function of GloVe.

Specifically, given a word sequence $W = \{w_1, \dots, w_K\}$, a window size S and a pre-trained BERT model, we wish to define the word-to-word semantic distance (i.e., the dis function in Equation (1)) using the self-attention weights of BERT. Since BERT uses word pieces or byte-pair encodings (BPE; (Sennrich et al., 2016)) to segment words into BPE tokens, we firstly convert the original BPE-to-BPE attention weights to word-to-word attention weights.

Let the corresponding BPE token sequence is $T = \{t_1, \dots, t_L\}$, N and M be the number of layers and heads of the BERT model, and $\mathbf{AT}_{ij} \in \mathbb{R}^{L \times L}$ be the BPE token attention weights matrix of the j -th head in the i -th layer. We sum all heads and layers attention weights into one BPE-to-BPE attention weight matrix as follows:

$$\mathbf{AT} = \sum_{i=1}^N \sum_{j=1}^M \mathbf{AT}_{ij}. \quad (8)$$

Then, we generate the word-to-word attention weight matrix $\mathbf{AW} \in \mathbb{R}^{K \times K}$ by averaging the BPE-to-BPE attention weights. For w_j within the local window context of word w_i , $j \in [i - S, i + S] \cap j \neq i$, we denote attention weight from word w_i to w_j as \mathbf{AW}_{ij} following:

$$\mathbf{AW}_{ij} = \frac{1}{m \times n} \sum_{k=s_1}^{s_m} \sum_{l=t_1}^{t_n} \mathbf{AT}(k, l), \quad (9)$$

where $\mathbf{AT}(k, l)$ is the attention weight from BPE token t_k to t_l , m and n are the number of subwords of w_i and w_j , respectively. To remove semantic irrelevant words, we sort \mathbf{AW}_{ij} in descending order, and select the top- S words as w_i 's context words $\mathcal{C}(w_i)$.

Finally, the distance between the target word w_i and the context word w_j is calculated by the following *Division* distance function:

$$\text{dis}(w_i, w_j) = \mathbf{AW}_{ij} / \mathbf{AW}_{i1}. \quad (10)$$

For the whole corpus, the global word-to-word co-occurrence count matrix is accumulated as:

$$\mathbf{X}_{ij} = \sum_{w_j \in \mathcal{C}(w_i)} \text{dis}(w_i, w_j). \quad (11)$$

We name the GloVe model training on this semantic word-to-word co-occurrence counts as SemGloVe_{sd} .

4.2 Semantic Co-occurrences from Masked Language Model

BERT pre-trained using deep bidirectional Transformers with the MLM task provides a dynamic way to define context for target word, which can avoid semantic irrelevant word pairs from a local window context. In this section, we introduce another method to distill semantic word-word co-occurrence counts by leveraging the MLM task of BERT.

Formally, given a word sequence $W = \{w_1, \dots, w_K\}$, the corresponding BPE token sequence $T = \{t_1, \dots, t_L\}$, a window size S and the topmost layer output \mathbf{h}_i^K of the **SAN Encoder**, we define the context tokens $\mathcal{C}(w_i)$ using the output tokens of the MLM of BERT, and calculate the word-to-word semantic distance (i.e., the dis in Equation (1)) using the logits in Equation (5).

Specifically, we first generate the BPE-to-BPE co-occurrence matrix $\mathbf{M} \in \mathbb{R}^{L \times L}$ to deal with the same BPE problem in Section 4.1. To be more specific, we sort the output tokens of MLM in descending order with respect to logits(\mathbf{h}_i^K), and then select the top $2S$ tokens to constitute t_i 's context tokens, denoted as $\mathcal{C}(t_i) = \{t_i^{(1)}, t_i^{(2)}, \dots, t_i^{(2S)}\}$. The corresponding logits are denoted as $\mathcal{G}(t_i) = \{g_i^{(1)}, g_i^{(2)}, \dots, g_i^{(2S)}\}$.

Similar in Section 4.1, the distance between the target token t_i and the context token $t_i^{(j)}$ is calculated as:

$$\text{dis}(t_i, t_i^{(j)}) = g_i^{(j)} / g_i^{(1)}. \quad (12)$$

Then, for the whole corpus, the global BPE-BPE co-occurrence count from t_i to t_j is calculated as:

$$\mathbf{M}_{ij} = \sum_{t_j \in \mathcal{C}(t_i)} \text{dis}(t_i, t_j). \quad (13)$$

Finally, we generate the global word-word co-occurrence matrix by averaging the BPE-to-BPE matrix as:

$$\mathbf{X}_{ij} = \frac{1}{m \times n} \sum_{k=s_1}^{s_m} \sum_{l=t_1}^{t_n} \mathbf{M}_{kl}, \quad (14)$$

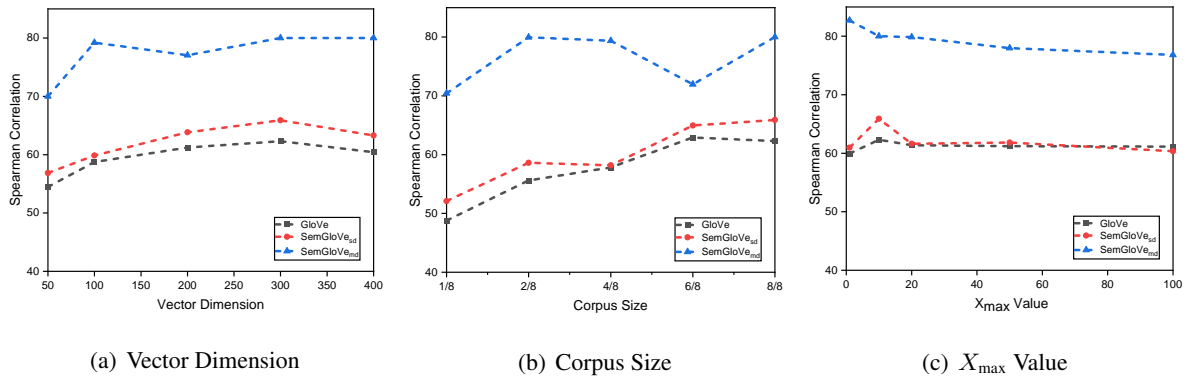


Figure 2: Performance on WS353S dataset as function of vector dimension, corpus size and x_{\max} value.

where m and n are the number of subwords of w_i and w_j , respectively.

The GloVe model trained on this kind semantic co-occurrences is named as SemGloVe_{md}.

5 Experiments

We compare SemGloVe with GloVe on a range of intrinsic and extrinsic evaluation tasks, discussing the role the semantic co-occurrence plays in the training process.

5.1 Settings

We use the Wikipedia¹ dump corpus as our training dataset, which is processed to only keep words appearing more than five times following Vashishth et al. (2019). The dataset consists of 57 million sentences and 1.1 billion tokens.

For all our experiments, we set $x_{\max} = 10$, $\alpha = 0.75$, the vectors dimension to 300, the window size S to 5, and the number of iteration to 100. AdaGrad (Duchi et al., 2011) is used as the optimizer with initial learning rate $lr = 0.05$. We dump the weights using the uncased BERT-large model with whole word masking, which has 24 layers and 12 attention heads².

5.2 Baselines and Evaluation methods

In addition to GloVe, we also compare SemGloVe with other state-of-the-art embedding methods, including Word2Vec (Mikolov et al., 2013b), Deps (Levy and Goldberg, 2014), Fasttext (Bojanowski et al., 2017), SynGCN and SemGCN (Vashishth et al., 2019), on several intrinsic and extrinsic semantic evaluation tasks. In addition to the GloVe

baseline under the same settings, we also download GloVe_{6B} from the official website as one baseline, which is trained on 6 billion tokens³.

We evaluate the intrinsic task on word similarity datasets, including WordSim-353 (Finkelstein et al., 2002), and SimLex-999 (Kiela et al., 2015). Spearman correlation is taken as the main metric.

For extrinsic evaluation, we build a sentence-state LSTM (S-LSTM) (Zhang et al., 2018) based sequence labeling model, which takes the concatenation of ELMo (Peters et al., 2018a) and GloVe or SemGloVe as inputs. We compare this method with BERT_{base} on a range of tasks, including Chunking, POS tagging and Named Entity Recognition (NER). The datasets used for evaluation are CoNLL-2000, the Wall Street Journal (WSJ) portion of the Penn Tree Bank (PTB) and CoNLL-2003, respectively.

5.3 Development Experiments

Development experiments are conducted on the WS353S dataset to compare the performance of GloVe and SemGloVe with different hyper-parameters settings. To be specific, we investigate the influence of vector dimension, corpus size and x_{\max} value on the performance.

Effect of Vector Dimension. We evaluate GloVe and SemGloVe with different vector dimensions, ranging from 50 to 400. For dimensions smaller than 300, the iteration number is set to 50, otherwise, it is set to 100. As shown in Figure 2 (a), SemGloVe outperforms GloVe under different vector dimension settings. When increasing the vector size from 50 to 300, both GloVe and SemGloVe can improve the performance on

¹<https://dumps.wikimedia.org/enwiki/20180301>

²<https://github.com/google-research/bert>

³<https://nlp.stanford.edu/projects/glove/>

Models	WS353	WS353S	WS353R	SimLex999	Average
Word2Vec	61.6	69.2	54.6	35.1	52.6
Deps	60.6	65.7	36.2	39.6	50.5
Fasttext	68.3	74.4	65.4	34.9	60.8
SemGCN	60.9	65.9	60.3	48.8	59.0
SynGCN	60.9	73.2	45.7	45.5	56.3
GloVe	52.6	62.3	55.5	28.2	49.7
GloVe _{6B}	56.5	64.6	50.0	31.3	50.6
SemGloVe _{sd}	56.0	65.9	56.3	31.9	52.5
SemGloVe _{md}	69.7	80.0	68.9	46.5	66.3

Table 1: Intrinsic Evaluation: Comparison on WordSim-353 and SimLex-999 datasets. The bold results are the best results.

the WS353S dataset. However, when further increasing the vector size to 400, GloVe has a slight decrease in performance while SemGloVe_{md} can keep the results stable. For a fair comparison, we choose 300 as the final vector size.

Effect of Corpus Size. To investigate the influence of corpus size, we divide the whole training corpus into 8 parts. GloVe and SemGloVe are trained on 1/8, 2/8, 4/8, 6/8 and 8/8 corpus parts, respectively. According to the corpus size, x_{\max} is set to 1.25, 2.5, 5, 7.5 and 10, respectively. As shown in Figure 2 (b), SemGloVe outperforms GloVe in all corpus size settings. As the corpus size increases, GloVe and SemGloVe_{sd} obtain better performance. In the meantime, SemGloVe_{md} can achieve reasonable results even with a small corpus size. We suppose that SemGloVe_{md} can capture sufficient word-word co-occurrences counts under small corpus size, which we will analyze in Section 5.5.

Effect of x_{\max} Value. To evaluate the effect of x_{\max} , we train our models with different x_{\max} values. As shown in Figure 2 (c), SemGloVe outperforms GloVe under different x_{\max} values. GloVe and SemGloVe_{sd} achieve the best results when x_{\max} is set to 10, while SemGloVe_{md} maintains strong and stable results with different x_{\max} values. We suppose that, for window based contexts, a large x_{\max} value will lead to the neglect of useful word-word co-occurrences, while a small value will bring more noises. However, SemGloVe_{md} can capture context from deep bidirectional Transformers, which leads to high quality co-occurrences. We set x_{\max} to 10 in the remaining experiments.

5.4 Final Results

Intrinsic Evaluation Results. The final intrinsic evaluation results of SemGloVe and the base-

Models	Chunking	POS	NER	Average
BERT _{base}	96.60	97.77	92.40	95.59
GloVe	96.72	97.65	92.27	95.21
SemGloVe	96.75	97.70	92.60	95.68

Table 2: Extrinsic Evaluation: Comparison on Chunking, POS tagging and NER tasks. The bold results are the best results.

lines are listed in Table 1. First, we find that SemGloVe_{sd} and SemGloVe_{md} outperform GloVe on the four word similarity evaluation datasets. Specifically, SemGloVe_{sd} obtains 5.6% absolute increase in performance on average, which demonstrates that self-attention weights of BERT are better to measure word similarities than the original position-based distance method. In addition, compared with GloVe, SemGloVe_{md} gives 33.4% absolute increase in performance on average, which demonstrates that masked language model of BERT can model the context of words better than the predefined local window context, and produce more semantic relevant word pairs. Moreover, We also find that the averaged results of SemGloVe_{md} outperform all the best methods in the literature.

Since SemGloVe_{md} performs better than SemGloVe_{sd} on intrinsic tasks, we take them as the final SemGloVe.

Extrinsic Evaluation Results. The final extrinsic evaluation results are shown in Table 2. We find that SemGloVe outperforms GloVe on three tasks, which demonstrates that SemGloVe contains more semantic information for downstream tasks. Specifically, SemGloVe gives 0.47% absolute increase in performance on average, respectively. Furthermore, compared with contextual word representations BERT_{base}, SemGloVe also shows competitive performance.

Note that the comparisons on extrinsic tasks are

Models	WS353	WS353S	WS353R	SimLex999	Average
GloVe	52.6	62.3	55.5	28.2	49.7
SemGloVe _{sr}	54.0	62.8	54.9	29.3	50.3
SemGloVe _{sd}	56.0	65.9	56.3	31.9	52.5
SemGloVe _{mr}	67.8	79.2	66.7	45.1	64.7
SemGloVe _{md}	69.7	80.0	68.9	46.5	66.3

Table 3: Comparisons of different distance function. The bold results are the best results.

Models	WS353	WS353S	WS353R	SimLex999	Average
GloVe(0.3B)	52.6	62.3	55.5	28.2	49.7
SemGloVe _{sd} (0.2B)	56.0	65.9	56.3	31.9	52.6
SemGloVe _{sd10} (0.3B)	55.3	63.2	56.4	28.6	50.9
SemGloVe _{sdR} (0.2B)	52.7	60.5	54.6	27.7	48.9
SemGloVe _{md5}	66.1	78.6	67.0	45.3	64.3
SemGloVe _{md}	69.7	80.0	68.9	46.5	66.3

Table 4: Analysis of window size. The numbers in the parentheses are the total word pairs.

not to show the weakness of contextualized embeddings as input representations, but to show that SemGloVe (static word vectors) is still useful for downstream tasks. Another advantage of GloVe and SemGloVe, as compared with BERT, is that they are light weight and much faster for training and testing for downstream tasks.

5.5 Analysis

We give analysis to the generated word-word co-occurrence counts of GloVe and SemGloVe, and try to answer the following research questions: (1) Can SAN weights of BERT be used to measure semantic similarity between word pairs, and lead to more accurate co-occurrence counts? (2) Can masked language model of BERT generate more semantic relevant word pairs? (3) Can the proposed *Division* distance function be better than the original position-based distance function?

Co-occurrence Counts Analysis. To answer above questions, we analyze the difference of co-occurrence counts between GloVe and SemGloVe by investigating some representative co-occurrence counts. As shown in Table 5, word pairs of the first three rows, which are close in semantic, such as <paris, french>, can be found in all five methods. However, SemGloVe_{sd} can generate larger co-occurrence counts compared with GloVe, which proves that self-attention weights of BERT can assign larger counts to more semantic similar word pairs within the context. SemGloVe_{md} can reach an average of 50 times counts of GloVe or SemGloVe_{sd}. We suppose that the words in a window context can be diverse and noisy, and thus distract the total co-occurrence counts. This helps to explain why

SemGloVe_{md} trained on small size corpus can still achieve strong performance. Furthermore, SemGloVe_{md} can generate semantic relevant word pairs in the second three rows, which cannot be found in GloVe or SemGloVe_{sd}. This is because the two methods generate word pairs from a local window, while SemGloVe_{md} can output most similar words over the whole vocabulary based on a deep bidirectional context.

SemGloVe_{md} can also generate rich semantic word embeddings because of averaging counts of the subword pairs. We give some examples in the third three rows of Table 5. For instance, word “egyptologist” consists of two subwords “egypt” and “##ologist”, which lead to rich semantic word pairs, <egyptologist, egyptian> and <egyptologist, archaeologist>, respectively.

Distance Function. Different from the position-based distance function of GloVe, our *Division* distance function is based on either the weights of SAN or the output logits of MLM. To investigate whether our distance function captures more semantic knowledge, we first sort the context words according to their SAN weights or MLM logits in descending order, and then directly replace the *Division* function of SemGloVe with position-based distance function, and name the two corresponding method as SemGloVe_{sr} and SemGloVe_{mr}. The comparisons are listed in Table 3. We can observe that the *Division* distance function performs better than the original distance function of GloVe in mapping BERT’s weights into co-occurrence counts, which can be because that the *Division* function leverage information of weights better than the original function.

Visualization. We use t-SNE (Maaten and Hin-




Figure 3: Visualization of three methods on randomly selected eight classes of words, including time, city, game, astronomy, animal, politics, clothing and creator. Each class contains ten words on average.

Methods	GloVe	SemGloVe _{sd}	SemGloVe _{md}
$\langle \text{cat, cats} \rangle$	0.33×10^2	0.86×10^2	3.48×10^4
$\langle \text{paris, french} \rangle$	8.23×10^2	1.41×10^3	5.21×10^4
$\langle \text{man, woman} \rangle$	1.48×10^3	2.57×10^3	1.25×10^5
$\langle \text{himself, oneself} \rangle$	0	0	4.42×10^4
$\langle \text{meanwhile, meantime} \rangle$	0	0	2.72×10^4
$\langle \text{additionally, moreover} \rangle$	0	0	2.90×10^4
$\langle \text{biophysical, biochemical} \rangle$	12.53	12.93	1.16×10^2
$\langle \text{egyptologist, archaeologist} \rangle$	15.00	17.30	0.39×10^2
$\langle \text{egyptologist, egyptian} \rangle$	11.32	8.89	8.58×10^3

Table 5: Some specific word-word co-occurrence counts of GloVe and SemGloVe.

ton, 2008) to visualize GloVe, SemGloVe_{sd} and SemGloVe_{md} embeddings. As shown in Figure 3, GloVe has several outliers for classes of city, time, astronomy and politics. One reason is that for outlier words, such as “daybreak”, there are few useful related word pairs in the co-occurrence matrix of GloVe. SemGloVe_{sd} performs better than GloVe, and has fewer outlier words. However, some classes are not separated clearly. In contrast, SemGloVe_{md} gives the best visualization result among all models. Words from the same class are clustered together, and different classes have clear boundaries. We attribute this to the rich semantic word pairs of SemGloVe_{md}. For the same word “daybreak”, the co-occurrence matrix of SemGloVe_{md} instead contains semantic relevant word pairs, such as $\langle \text{daybreak, today, } 1.54 \times 10^3 \rangle$, $\langle \text{daybreak, sunday, } 3.20 \times 10^3 \rangle$.

Window Size Analysis. Although SemGloVe with SAN and GloVe have the same window size, the context words in GloVe are twice as many as those in SemGloVe. This is because the context of GloVe is symmetric. In SemGloVe with SAN, in fact, we sort the scores of all the 10 words in descending order, and then select the top 5 words as context words. To analyze the effect of window size, we take ablation studies on the word similar-

ity dataset as shown in Table 4. “SemGloVe_{sd10}” is a setting, where we select the top 10 words as context words, while for “SemGloVe_{sdR}”, we replace the co-occurrence counts of “SemGloVe_{sd}” with the corresponding counts of GloVe. We can find that the performance of “SemGloVe_{sd10}” is slightly worse than “SemGloVe_{sd}”, but still better than GloVe. However, “SemGloVe_{sdR}” reaches almost the same results as GloVe. We conclude that reducing the window size in SemGloVe_{sd} can reserve valuable word pairs.

We also reduce the window size from 10 to 5 in SemGloVe with MLM, and name this setting as SemGloVe_{md5}. As shown in Table 4, we can find that reducing the window size in MLM model will decrease the performance.

6 Conclusion

We propose SemGloVe, which replaces the hard counts of GloVe by distilling semantic co-occurrences from BERT. Compared with GloVe, SemGloVe can extract word pairs without local window constraints, and can count co-occurrences by directly considering the semantic distance between word pairs. Intrinsic and extrinsic experiments show that SemGloVe outperforms GloVe.

References

- Mohammed Alsuhaibani, Danushka Bollegala, Takanori Maehara, and Ken-ichi Kawarabayashi. 2018. Jointly learning word embeddings using a corpus and a knowledge base. *PLoS one*, 13(3):e0193094.
- Yoshua Bengio, Réjean Ducharme, Pascal Vincent, and Christian Jauvin. 2003. A neural probabilistic language model. *Journal of machine learning research*, 3(Feb):1137–1155.
- Piotr Bojanowski, Edouard Grave, Armand Joulin, and Tomas Mikolov. 2017. Enriching word vectors with subword information. *Transactions of the Association for Computational Linguistics*, 5(1):135–146.
- Yen-Chun Chen, Zhe Gan, Yu Cheng, Jingzhou Liu, and Jing jing Liu. 2020. Distilling knowledge learned in bert for text generation. In *ACL*.
- Ronan Collobert, Jason Weston, Léon Bottou, Michael Karlen, Koray Kavukcuoglu, and Pavel Kuksa. 2011. Natural language processing (almost) from scratch. *Journal of machine learning research*, 12(Aug):2493–2537.
- Jeff Da and Jungo Kasai. 2019. Cracking the contextual commonsense code: Understanding commonsense reasoning aptitude of deep contextual representations. In *Proceedings of the First Workshop on Commonsense Inference in Natural Language Processing*, pages 1–12, Hong Kong, China. Association for Computational Linguistics.
- Jacob Devlin, Ming-Wei Chang, Kenton Lee, and Kristina Toutanova. 2019. Bert: Pre-training of deep bidirectional transformers for language understanding. In *Proceedings of the 2019 Conference of the North American Chapter of the Association for Computational Linguistics: Human Language Technologies, Volume 1 (Long and Short Papers)*, pages 4171–4186.
- John Duchi, Elad Hazan, and Yoram Singer. 2011. Adaptive subgradient methods for online learning and stochastic optimization. *Journal of Machine Learning Research*, 12(Jul):2121–2159.
- Kawin Ethayarajh. 2019. How contextual are contextualized word representations? comparing the geometry of BERT, ELMo, and GPT-2 embeddings. In *Proceedings of the 2019 Conference on Empirical Methods in Natural Language Processing and the 9th International Joint Conference on Natural Language Processing (EMNLP-IJCNLP)*, pages 55–65, Hong Kong, China. Association for Computational Linguistics.
- Manaal Faruqui, Jesse Dodge, Sujay Kumar Jauhar, Chris Dyer, Eduard Hovy, and Noah A Smith. 2015. Retrofitting word vectors to semantic lexicons. In *Proceedings of the 2015 Conference of the North American Chapter of the Association for Computational Linguistics: Human Language Technologies*, pages 1606–1615.
- Lev Finkelstein, Evgeniy Gabrilovich, Yossi Matias, Ehud Rivlin, Zach Solan, Gadi Wolfman, and Eytan Ruppin. 2002. Placing search in context: The concept revisited. *ACM Transactions on information systems*, 20(1):116–131.
- Yoav Goldberg. 2019. Assessing bert’s syntactic abilities. *arXiv preprint arXiv:1901.05287*.
- Zellig S Harris. 1954. Distributional structure. *Word*, 10(2-3):146–162.
- John Hewitt and Christopher D Manning. 2019. A structural probe for finding syntax in word representations. In *Proceedings of the 2019 Conference of the North American Chapter of the Association for Computational Linguistics: Human Language Technologies, Volume 1 (Long and Short Papers)*, pages 4129–4138.
- Geoffrey Hinton, Oriol Vinyals, and Jeff Dean. 2015. Distilling the knowledge in a neural network. *arXiv preprint arXiv:1503.02531*.
- Xiaoqi Jiao, Yichun Yin, Lifeng Shang, Xin Jiang, Xiao Chen, Linlin Li, Fang Wang, and Qun Liu. 2019. Tinybert: Distilling bert for natural language understanding. *arXiv preprint arXiv:1909.10351*.
- Douwe Kiela, Felix Hill, and Stephen Clark. 2015. Specializing word embeddings for similarity or relatedness. In *Proceedings of the 2015 Conference on Empirical Methods in Natural Language Processing*, pages 2044–2048.
- Kenton Lee, Luheng He, and Luke Zettlemoyer. 2018. Higher-order coreference resolution with coarse-to-fine inference. In *Proceedings of the 2018 Conference of the North American Chapter of the Association for Computational Linguistics: Human Language Technologies, Volume 2 (Short Papers)*, pages 687–692.
- Omer Levy and Yoav Goldberg. 2014. Dependency-based word embeddings. In *Proceedings of the 52nd Annual Meeting of the Association for Computational Linguistics (Volume 2: Short Papers)*, pages 302–308.
- Mike Lewis, Kenton Lee, and Luke Zettlemoyer. 2016. Lstm ccg parsing. In *Proceedings of the 2016 Conference of the North American Chapter of the Association for Computational Linguistics: Human Language Technologies*, pages 221–231.
- Xiang Lisa Li and Jason Eisner. 2019. Specializing word embeddings (for parsing) by information bottleneck. In *Proceedings of the 2019 Conference on Empirical Methods in Natural Language Processing and the 9th International Joint Conference on Natural Language Processing (EMNLP-IJCNLP)*, pages 2744–2754, Hong Kong, China. Association for Computational Linguistics.
- Laurens van der Maaten and Geoffrey Hinton. 2008. Visualizing data using t-sne. *Journal of machine learning research*, 9(Nov):2579–2605.

- Tomas Mikolov, Kai Chen, Greg Corrado, and Jeffrey Dean. 2013a. Efficient estimation of word representations in vector space. *arXiv preprint arXiv:1301.3781*.
- Tomas Mikolov, Ilya Sutskever, Kai Chen, Greg S Corrado, and Jeff Dean. 2013b. Distributed representations of words and phrases and their compositionality. In *Advances in neural information processing systems*, pages 3111–3119.
- Nikola Mrkšić, Diarmuid Ó Séaghdha, Blaise Thomson, Milica Gašić, Lina M Rojas-Barahona, Pei-Hao Su, David Vandyke, Tsung-Hsien Wen, and Steve Young. 2016. Counter-fitting word vectors to linguistic constraints. In *Proceedings of the 2016 Conference of the North American Chapter of the Association for Computational Linguistics: Human Language Technologies*, pages 142–148.
- Jeffrey Pennington, Richard Socher, and Christopher Manning. 2014. Glove: Global vectors for word representation. In *Proceedings of the 2014 conference on empirical methods in natural language processing (EMNLP)*, pages 1532–1543.
- Matthew Peters, Mark Neumann, Mohit Iyyer, Matt Gardner, Christopher Clark, Kenton Lee, and Luke Zettlemoyer. 2018a. Deep contextualized word representations. In *Proceedings of the 2018 Conference of the North American Chapter of the Association for Computational Linguistics: Human Language Technologies, Volume 1 (Long Papers)*, pages 2227–2237.
- Matthew E Peters, Mark Neumann, Luke Zettlemoyer, and Wen-tau Yih. 2018b. Dissecting contextual word embeddings: Architecture and representation. *arXiv preprint arXiv:1808.08949*.
- Pranav Rajpurkar, Jian Zhang, Konstantin Lopyrev, and Percy Liang. 2016. Squad: 100,000+ questions for machine comprehension of text. In *Proceedings of the 2016 Conference on Empirical Methods in Natural Language Processing*, pages 2383–2392.
- Rico Sennrich, Barry Haddow, and Alexandra Birch. 2016. Neural machine translation of rare words with subword units. In *Proceedings of the 54th Annual Meeting of the Association for Computational Linguistics (Volume 1: Long Papers)*, pages 1715–1725.
- Siqi Sun, Yu Cheng, Zhe Gan, and Jingjing Liu. 2019. Patient knowledge distillation for bert model compression. In *Proceedings of the 2019 Conference on Empirical Methods in Natural Language Processing and the 9th International Joint Conference on Natural Language Processing (EMNLP-IJCNLP)*, pages 4314–4323.
- Raphael Tang, Yao Lu, Linqing Liu, Lili Mou, Olga Vechtomova, and Jimmy Lin. 2019. Distilling task-specific knowledge from bert into simple neural networks. *arXiv preprint arXiv:1903.12136*.
- Shikhar Vashishth, Manik Bhandari, Prateek Yadav, Piyush Rai, Chiranjib Bhattacharyya, and Partha Talukdar. 2019. Incorporating syntactic and semantic information in word embeddings using graph convolutional networks. In *Proceedings of the 57th Annual Meeting of the Association for Computational Linguistics*, pages 3308–3318.
- Ashish Vaswani, Noam Shazeer, Niki Parmar, Jakob Uszkoreit, Llion Jones, Aidan N Gomez, Łukasz Kaiser, and Illia Polosukhin. 2017. Attention is all you need. In *Advances in neural information processing systems*, pages 5998–6008.
- Yue Zhang, Qi Liu, and Linfeng Song. 2018. Sentence-state lstm for text representation. In *Proceedings of the 56th Annual Meeting of the Association for Computational Linguistics (Volume 1: Long Papers)*, pages 317–327.