

# Out of Order: How important is the sequential order of words in a sentence in Natural Language Understanding tasks?

Thang M. Pham<sup>1</sup>

tmp0038@auburn.edu

Trung Bui<sup>2</sup>

bui@adobe.com

Long Mai<sup>2</sup>

malong@adobe.com

Anh Nguyen<sup>1</sup>

anh.ng8@gmail.com

<sup>1</sup>Auburn University    <sup>2</sup>Adobe Research

## Abstract

Do state-of-the-art natural language understanding models care about word order—one of the most important characteristics of a sequence? Not always! We found 75% to 90% of the correct predictions of BERT-based classifiers, trained on many GLUE tasks, remain constant after input words are randomly shuffled. Despite BERT embeddings are famously contextual, the contribution of each individual word to downstream tasks is almost unchanged even after the word’s context is shuffled. BERT-based models are able to exploit superficial cues (e.g. the sentiment of keywords in sentiment analysis; or the word-wise similarity between sequence-pair inputs in natural language inference) to make correct decisions when tokens are arranged in random orders. Encouraging classifiers to capture word order information improves the performance on most GLUE tasks, SQuAD 2.0 and out-of-samples. Our work suggests that many GLUE tasks are not challenging machines to understand the meaning of a sentence.

## 1 Introduction

Modern machine learning (ML) models achieved excellent performance on state-of-the-art suites of discriminative tasks for evaluating natural language understanding (NLU). For example, variants of BERT (Devlin et al., 2019)—a transformer model that learns representations via a bidirectional encoder—have surpassed the human baseline on GLUE (Wang et al., 2019b) or reached near-human performance on SuperGLUE (Wang et al., 2019a), a more-challenging version of GLUE. However, do these NLU models truly *understand* language?

We shed light into this important question by examining model sensitivity to the order of words in the input sequence. Order of elements is one of the key characteristics of a sequence and, in natural language, word order is tightly constrained by

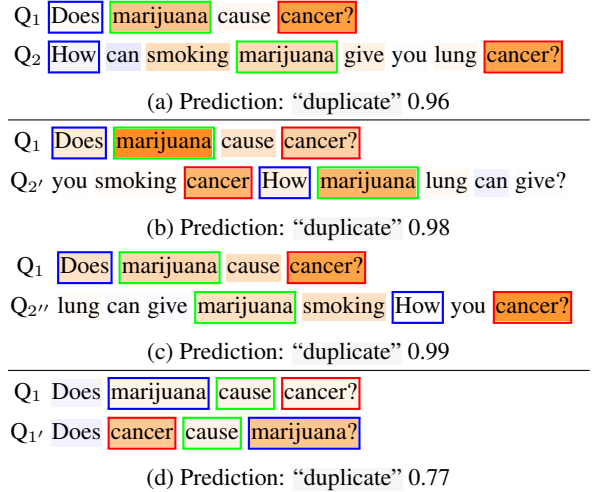


Figure 1: A RoBERTa-based model achieving a 91.12% accuracy on QQP, here, correctly labeled a pair of Quora questions “duplicate” (a). Interestingly, the predictions remain unchanged when all words in question  $Q_2$  is randomly shuffled (b–c). QQP models also often incorrectly label a real sentence and its shuffled version to be “duplicate” (d). We found evidence that GLUE models rely heavily on words to make decisions e.g. here, “marijuana” and “cancer” (more important words are highlighted by LIME). Also, there exist self-attention matrices tasked explicitly with extracting word-correspondence between two input sentences regardless of the order of those words. Here, the top-3 pairs of words assigned the highest self-attention weights at (layer 0, head 7) are inside red, green, and blue rectangles, respectively.

many linguistic factors including syntactic structures, subcategorization, and discourse (Elman, 1990). Thus, arranging a set of words in a correct order is considered a key problem in language modeling (Hasler et al., 2017; Zhang and Clark, 2015; Ehud Reiter, 1997).

Therefore, a natural question is: **Do BERT-based models trained on GLUE care about the order of words in a sentence?** Lin et al. (2019)

found that pretrained BERT captures word-order information in the first three layers. However, it is unknown whether BERT-based classifiers actually use word order information when performing NLU tasks. Recently, Wang et al. (2020) showed that incorporating additional word-ordering and sentence-ordering objectives into BERT training could lead to text representations (StructBERT) that enabled improvement on the GLUE benchmark, e.g. in detecting grammatically incorrect sentences (Warstadt et al., 2019, CoLA), and sentiment analysis (Socher et al., 2013, SST-2). However, StructBERT findings are inconclusive across different GLUE tasks and models. For example, in textual entailment (Wang et al., 2019b, RTE), StructBERT improved the performance for BERT<sub>Large</sub> but hurt the performance for RoBERTa (Liu et al., 2019) (Table 2d).

Wang et al. 2020 findings motivated interesting questions: **Are state-of-the-art BERT-based models using word order information when solving NLU tasks? If not, what cues do they rely on?** To the best of our knowledge, our work is the first to answer the above questions for the GLUE benchmark. We tested BERT-, RoBERTa-, and ALBERT-based (Lan et al., 2020) models on 6 GLUE binary classification tasks where words in one select sentence in the inputs are shuffled at varying degrees. Humans or any agents that truly understand language are expected to choose a “reject” option when asked to classify a sentence whose words are randomly shuffled (Fig. 1b).<sup>1</sup> Our main findings include:

1. For 5 GLUE tasks (out of 6 tested),  $\sim 75\%$  to 90% of the correct predictions of BERT-based models remain correct even when input words in a sentence are randomly shuffled (Sec. 3.1). That is, 65% of the groundtruth labels of the 5 GLUE tasks can be predicted when the words in one sentence in each example is shuffled.
2. Despite pretrained BERT embeddings are known to be contextual (Ethayarajh, 2019), in some GLUE tasks, the contribution of an individual word to classification is almost unchanged even after the word’s context is shuffled (Sec. 3.5).
3. In sentiment analysis (SST-2), the polarity of

<sup>1</sup>Alternatively, given shuffled input words, true NLU agents are expected to perform at random chance in multi-way classification that has no “reject” options.

a single salient word is  $\geq 60\%$  predictive of an entire sentence’s label (Sec. 3.6.1).

4. Models trained on sequence-pair GLUE tasks harnessed a set of self-attention heads for finding similar tokens shared between the two inputs. For instance, in  $\geq 50\%$  of the correct predictions, QNLI models rely on a set of 15 specific self-attention heads for finding similar words shared between questions and answers regardless of word order (Sec. 3.6).
5. Encouraging RoBERTa-based models to be more sensitive to word order improves the performance on SQuAD 2.0, most GLUE tasks (except for SST-2), and out-of-samples (Sec. 3.7).

Our findings suggest that existing, high-performing NLU models behave similarly to deep n-gram models and therefore exhibit naive understanding of text (Fig. 1b–d) and easily misbehave under out-of-distribution inputs.

## 2 Methods

### 2.1 Datasets

We chose GLUE because of three reasons: (1) GLUE is a prominent benchmark for NLU evaluation (Wang et al., 2019b); (2) there exist NLU models (e.g. RoBERTa Liu et al. 2019) that outperform humans on GLUE, making an important case for studying their behaviors; (3) it is unknown how sensitive GLUE models are to word order and whether GLUE tasks require models to be word-order sensitive (Wang et al., 2020).

**Tasks** Out of 9 GLUE tasks, we selected all 6 binary-classification tasks because they have the same random baseline of 50% accuracy and enable us to compare model sensitivity across tasks. Six tasks vary from acceptability (CoLA), to natural language inference (QNLI Rajpurkar et al. 2016), RTE (Wang et al., 2019b), paraphrase (MRPC Dolan and Brockett 2005, QQP Quora 2017), and sentiment analysis (SST-2).

We also performed our tests on STS-B (Cer et al., 2017)—a regression task of predicting the similarity of two sentences.<sup>2</sup> While CoLA and SST-2 require single input sentences, all other tasks require sequence-pair inputs.

<sup>2</sup>We did not choose WNLI (Levesque et al., 2012) because model performance is not substantially above random baseline.

**Metrics** We use accuracy scores to evaluate the binary classifiers (for ease of interpretation) and Spearman correlation to evaluate STS-B regressors, following Wang et al. (2019b).

## 2.2 Classifiers

We tested BERT-based models because (1) they have outperformed humans on GLUE (e.g. RoBERTa); and (2) the pretrained BERT was shown to capture word positional information (Lin et al., 2019).

**Pretrained BERT encoders** For the generalization of our findings, we tested three sets of classifiers finetuned from three different, pretrained BERT variants: BERT, RoBERTa, and ALBERT, downloaded from Huggingface (2020). The pretrained models are the “base” versions i.e. bidirectional transformers with 12 layers and 12 self-attention heads. The pretraining corpus varies from uncased (BERT, ALBERT) to case-sensitive English (RoBERTa).

**Classifiers** For each of the seven GLUE tasks, we added one layer (for classification) on top of each of the three pretrained BERT encoders and finetuned the entire model. Unless otherwise noted, the mean performance for each GLUE task was averaged over three classifiers. We validated that each model performance matches either those reported on Huggingface (2020) or the GLUE leaderboard (Sec. A5).

**Hyperparameters** Following Devlin et al. (2019), we finetuned classifiers for 3 epochs using Adam (Kingma and Ba, 2015) with a learning rate of 0.00002,  $\beta_1 = 0.9$ ,  $\beta_2 = 0.999$ ,  $\epsilon = 10^{-8}$ . We used a batch size of 32, a max sequence length of 128, and dropout on all layers with a probability of 0.1.

## 2.3 Constructing sets of real and shuffled examples for experiments

**Modifying one sentence** Because GLUE tasks vary in the number of inputs (one or two input sequences) and the sequence type per input (a sentence or a paragraph), we only re-ordered the words in one *sentence* from only one input while keeping the rest of the inputs (i.e. context) unchanged. Constraining the modifications to a single sentence per example enables us to measure (1) the importance of word order in a single sentence; and (2) the interaction between the shuffled words and the unchanged context.

**Three shuffling methods** To understand model behaviors across varying degrees of word-order

distortions, we experimented with three tests: randomly shuffling  $n$ -grams where  $n = \{1, 2, 3\}$ .

We splitted a given sentence by whitespace into a list of  $n$ -grams, and re-combined them, in a random order, back into a “shuffled” sentence (see Table 1 for examples). The ending punctuation was kept intact. We re-sampled a new random permutation until the shuffled sentence was different from the original sentence.

How can smoking marijuana give you lung cancer?

Q<sub>3</sub> lung cancer marijuana give you How can smoking?

Q<sub>2</sub> smoking marijuana lung cancer give you How can?

Q<sub>1</sub> marijuana can cancer How you smoking give lung?

Table 1: A real question on Quora (QQP dataset) and its three modified versions (Q<sub>3</sub> to Q<sub>1</sub>) created by randomly shuffling 3-grams, 2-grams, and 1-grams, respectively.

As the label distributions, dev-set sizes, and the performance of models across GLUE tasks vary, to compare model sensitivity to word orders across different GLUE tasks, we tested each model on subsets of the dev sets. That is, we tested each model on two sets: (1) *dev-r* i.e. a subset of the original dev-set (Sec. 2.3.1); and (2) *dev-s* i.e. a clone of version of *dev-r* but that each example has one sentence with re-ordered words (Sec. 2.3.2).

### 2.3.1 Selecting real examples

For each pair of (task, classifier), we selected a subset of dev-set examples via the following steps:

1. For tasks with either a single-sequence or a sequence-pair input, we used examples where the input sequence to be modified has only one sentence<sup>3</sup> that has more than 3 tokens (for shuffling 3-grams to produce a sentence different from the original).
2. We only selected the examples that were correctly classified by the classifier.
3. We balanced the numbers of “positive” and “negative” examples by randomly removing examples from the larger-sized class.

That is, on average, we filtered out  $\sim 34\%$  of the original data and the number of examples remaining per class for each task ranges from 72 (RTE), 101 (MRPC) to 2,500 (QNLI), and 12,683 (QQP).

<sup>3</sup>We used NLTK sentence splitter (Bird et al., 2009) to detect text that has more than one sentence.

See Table A1 for the total number of examples remaining after each of the filtering steps above.

### 2.3.2 Creating shuffled sets

For each task, we cloned the `dev-r` sets above and modified each example to create a “shuffled” set (a.k.a. `dev-s`) per shuffling method.

Specifically, each CoLA and SST-2 example contains a single sentence and we modified that sentence. Each QQP, MRPC and STS-B example has two sentences and we modified the first sentence. Each RTE example has a pair of (premise, hypothesis), and we modified the hypothesis since it is a single sentence while a premise text often contains multiple sentences. Each QNLI example contains a pair of (question, answer) and we modified the question since it is a single sentence while an answer is often a paragraph.

## 3 Experiments and Results

### 3.1 How much is word order information required for solving GLUE tasks?

Incorporating a word-ordering objective into BERT pretraining could improve the performance for some GLUE tasks and models (Wang et al., 2020). However, do GLUE tasks require models to use word orders when making decisions? We shed light into this question by testing model performance when word orders are increasingly randomized.

If a prediction task strictly requires words to be in a grammatically-correct order, then randomly re-positioning words in correctly-classified sentences will cause model accuracy to drop from 100% to 50% (i.e. the random baseline for binary-classification tasks with two balanced classes). Thus, we also succinctly capture model sensitivity via a Word-Order Sensitivity score (WOS):

$$s = (100 - p)/50 \quad (1)$$

where  $p$  is the accuracy of a GLUE-trained model evaluated on a `dev-s` set (described in Sec. 2.3.2) and  $s \in [0, 1]$ .

**Experiments** For each GLUE task, we computed the mean accuracy and confidence score over three classifiers (BERT, RoBERTa, and ALBERT-based) on `dev-s` sets created by shuffling 1-grams, 2-grams, and 3-grams. The results reported in Table 2 were averaged over 10 random shuffling runs (i.e. 10 random seeds) per n-gram type, and then averaged over 3 models per task.

**Results** We found that for CoLA, i.e. detecting grammatically incorrect sentences, the model accuracy, on average, drops to near random chance i.e. between 50.69% and 56.36% (Table 2b) when n-grams are shuffled. That is, most of examples were classified into “unacceptable” after n-gram shuffling, yielding  $\sim 50\%$  accuracy (see Fig. A1 for qualitative examples).

Surprisingly, for the rest of the 5 out of 6 binary-classification tasks (i.e. except CoLA), between 75% and 90% of the originally correct predictions remain correct after 1-grams are randomly re-ordered (Table 2b; 1-gram). These numbers increase as the shuffled n-grams are longer (i.e. as  $n$  increases from  $1 \rightarrow 3$ ), up to 95.32% (Table 2b; QNLI). Importantly, given an average dev-set accuracy of 86.35% for these 5 tasks, **at least  $86.35\% \times 75\% \approx 65\%$  of the groundtruth labels of these 5 GLUE tasks can be predicted when all input words in one sentence are randomly shuffled.**

Additionally, on average over three n-gram types, models trained on these five GLUE tasks are from 2 to 10 times more *insensitive* to word-order randomization than CoLA models (Table 2c). That is, if not explicitly tasked with checking for grammatical errors, GLUE models mostly will not care about the order of words in a sentence, prone to naive mistakes (Fig. 1b–d). This phenomenon is consistent across three different BERT variants (Fig. 2) and presents evidence against the notion that GLUE models are “understanding language” and that GLUE is evaluating NLU.

### 3.2 How confident are models when classifying shuffled examples?

It is important for a classifier to output a low probability when predicting wrong labels. That is, calibration is an open, important challenge in ML, especially on out-of-samples (Nguyen et al., 2015). Did GLUE model confidence drop substantially when facing shuffled `dev-s` examples?

Across all 6 classification tasks, models are highly-confident in their decisions on real data. That is, the mean confidence score over all examples per task ranges from 0.81 to 0.93 (Table 2a). Interestingly, these numbers only marginally drop ( $\sim 2\text{--}3\%$ ) when n-grams are randomly shuffled.

Except for CoLA, models in the other 5 tasks are often slightly more confident in their decisions when word order is less distorted, i.e. shuffling n-grams when  $n$  increases from  $1 \rightarrow 3$  (Table 2b;



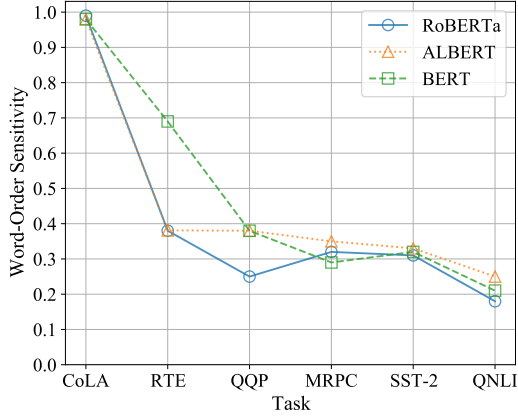


Figure 2: Across three BERT variants (RoBERTa, ALBERT, and BERT), CoLA models are almost always sensitive to word orders (average WOS score of 0.99) and are at least 2 times more sensitive to 1-gram shuffling than models from the other tasks. The trends remain consistent for 2-gram & 3-gram experiments (see detailed numbers in Table A4).

confidence scores increase from left to right). In contrast, as word-order distortion increases, CoLA models interestingly are also more confident that the shuffled sentences are grammatically wrong.

### 3.3 How sensitive are models trained to predict the similarity of two sentences?

An interesting hypothesis is that models trained explicitly to evaluate the semantic similarity of two sentences should be able to tell apart real from shuffled examples. Intuitively, word order information is essential for understanding what an entire sentence means and, therefore, for predicting whether two sentences convey the same meaning.

We tested this hypothesis by analyzing the sensitivity of models trained on QQP and STS-B—two prominent GLUE tasks for predicting semantic similarity of a sentence pair. While QQP is a binary classification task, STS-B is a regression task where a pair of two sentences is given a score  $\in [0, 5]$  denoting their semantic similarity.

**Experiments** We tested the models on *dev-r* and *dev-s* sets (see Sec. 2.3.2) where in each pair, the word order of the first sentence was randomized while the second sentence was kept intact.

**QQP results** Despite being trained on both similar and dissimilar pairs in their training sets, QQP and STS-B models are surprisingly insensitive to n-gram shuffling. Above 83% of QQP models’ correct predictions on real pairs remained correct after

word-order randomization (see Figs. 1a–c & A6 for examples).

**STS-B results** Similarly, STS-B model performance only drops marginally i.e. less than 2 points from 89.67 to 87.80 in Spearman correlation (Table 2; STS-B). Since a STS-B model outputs a score  $\in [0, 5]$ , we binned the scores into 6 ranges. One might expect STS-B models to assign near-zero similarity scores to most modified pairs. However, the distributions of similarity scores for the modified and real pairs still closely match up (Fig. 3). In sum, **despite being trained explicitly on predicting semantic similarity of sentence pairs, our shuffling experiments showed that QQP and STS-B models still exhibit naive understanding of sentence meanings.**

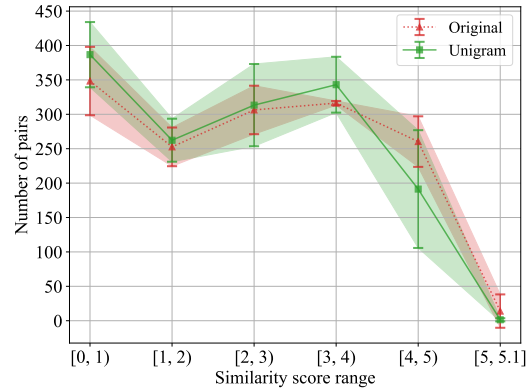


Figure 3: The distribution of similarity scores over 6 ranges for the (real, shuffled) pairs in *dev-s* (green) is highly similar to that for (real, real) STS-B pairs in *dev-r* (red). The statistics in each range were computed over 3 models (BERT, RoBERTa, and ALBERT).

### 3.4 How are our findings different from StructBERT’s (Wang et al., 2020)?

Wang et al. 2020 proposed to pretrain BERT with two extra self-supervision objectives—re-ordering words and re-ordering sentences into their original orders—in addition to the in-filling objectives in Devlin et al. 2019. Because there were *two* extra objectives, not word-ordering alone, StructBERT improvements on GLUE only hinted that word order is important for solving some GLUE tasks.

Furthermore, StructBERT gains were inconsistent across tasks and models (Table 2d), e.g. (1) on RTE, StructBERT improved the performance of BERT<sub>Large</sub> (+13%) but hurt the performance of RoBERTa (−0.9%); (2) the task with the largest

Task	(a) Perf. on dev-r		(b) Perf. on dev-s			(c) Word-Order Sensitivity			(d) StructBERT improvements		
	Models	Baseline	1-gram	2-gram	3-gram	1-gram	2-gram	3-gram	BERT <sub>Base</sub>	BERT <sub>Large</sub>	RoBERTa
CoLA	100 (0.93)	50	50.69 (0.95)	53.98 (0.94)	56.36 (0.92)	<b>0.99</b>	<b>0.92</b>	<b>0.87</b>	<b>+4.9</b>	+4.8	+1.4
RTE	100 (0.81)	50	75.69 (0.80)	81.89 (0.80)	85.18 (0.79)	0.49	0.36	0.3	N/A	<b>+13</b>	-0.9
QQP	100 (0.96)	50	83.19 (0.94)	88.02 (0.94)	89.04 (0.95)	0.34	0.24	0.22	+0.7	+1.2	+0.5
MRPC	100 (0.97)	50	83.89 (0.94)	87.1 (0.95)	89.38 (0.95)	0.32	0.26	0.21	N/A	+3.9	<b>+1.7</b>
SST-2	100 (0.95)	50	84.04 (0.94)	88.35 (0.94)	90.56 (0.94)	0.32	0.23	0.19	+0.2	+0.3	+0.4
QNLI	100 (0.98)	50	89.42 (0.96)	93.85 (0.97)	95.32 (0.98)	0.21	0.12	0.09	N/A	+3	+0.3
STS-B	89.67	N/A	87.80	88.66	88.95	N/A	N/A	N/A	N/A	N/A	N/A

Table 2: All results (a–c) are reported on the GLUE dev-r sets i.e. 100% accuracy (a). Shuffling n-grams caused the accuracy to drop (b) the largest for CoLA and the least for QNLI. Each row is computed by averaging the results of 3 BERT-based models and 10 random shuffles. From top to bottom, the Word-Order Sensitivity (WOS) is sorted descendingly (c) and is consistent across three types of n-grams i.e. WOS scores decrease from top down and from left to right. In contrast, the StructBERT results (d), taken from Table 1 and 4 in Wang et al. 2020, showed inconsistent improvements across different tasks. STS-B results are in scaled Spearman correlation. In addition to small accuracy drops, the mean confidence scores of all classifiers—reported in parentheses e.g. “(0.93)” —also changed marginally after words are shuffled (a vs. b).

gains was MRPC for RoBERTa (+1.7%), but CoLA for BERT<sub>Base</sub> (+4.9%), and RTE for BERT<sub>Large</sub> (+13%). Therefore, it was unknown which GLUE tasks require more word order information.

In contrast, across BERT, RoBERTa, and ALBERT, the rankings of WOS across 6 GLUE tasks are more consistent (Table 2c). That is, CoLA and RTE depend on word order the most while QNLI depends the least; QQP, MRPC and SST-2 are in the middle range. The rankings are the same for all three n-gram types and inform us about which tasks might benefit more from improving BERT representations to capture the dependency between words in a sentence (results in Sec. 3.7).

### 3.5 How important are words to classification after their context is shuffled?

BERT’s word embeddings are known to be highly contextual (Ethayarajh, 2019). However, we have found that, except for CoLA, all other GLUE models are highly insensitive to random positioning of words. Therefore, it is interesting to understand:

1. Does the importance of a word to classification decrease after its context words are shuffled?

2. In the same sentence, are words used differently by networks after they are misplaced?

To answer above questions, we used LIME to (Ribeiro et al., 2016) compute word importance.

**LIME** computes a score  $\in [-1, 1]$  for each token in the input denoting how much its presence contributes for or against the network’s predicted label (Fig. 1; highlights). The importance score per token is intuitively the mean confidence score drop averaged over a set of randomly-masked versions of the input when the token is absent. Intuitively, LIME heatmaps are explanations for how a model arrives at a decision.

**Experiments** We chose to study RoBERTa-based classifiers here because they have the highest GLUE performance among the three BERT variants considered. We observed that **62.5% (RTE) to 79.6% (QNLI) of the dev-r examples were consistently, correctly classified into the same labels in all 5 different random shuffles** (i.e. 5 different random seeds). We randomly sampled 100 such examples per binary-classification task and computed their LIME attribution maps to compare the similarity between the LIME heatmaps

before and after unigrams are randomly misplaced.

**Results** On CoLA and RTE, the importance of words (i.e. mean absolute value of LIME-attribution per word), *decreased* substantially by 0.036 and 0.019, respectively. That is, the individual words become *less important* after their context is distorted—a behavior expected from CoLA and RTE, the two tasks with the highest WOS scores (Table 2). In contrast, for the other 4 tasks, word importance only changed marginally (by 0.008, i.e.  $4.5\times$  smaller than the 0.036 change in CoLA). That is, **except for CoLA and RTE models, the contribution of individual words to classification is almost unchanged even after the context of each word is randomly shuffled** (Fig. 1a–c). This result is surprising given how word embeddings of the pretrained BERT are contextual (Ethayarajh, 2019).

We also compared the similarity of heatmaps of the same sentence before and after shuffling by taking the cosine similarity of each pair of (real, shuffled) sentences (as in Adebayo et al. 2018; Bansal et al. 2020). After shuffling, the attribution maps of CoLA models are  $\sim 4\times$  more sensitive (i.e. smaller mean cosine similarity) than those of the other five tasks (0.18 vs. 0.71). See example heatmaps in Fig. 1a–c (“marijuana” and “cancer” are still the most important words after shuffling).

For “positive”<sup>4</sup> examples only, LIME heatmaps of the five non-CoLA tasks are much *less sensitive* to shuffling than when “negative” examples were also included i.e. higher mean cosine similarity (0.83 vs. 0.71) and lower standard deviation (0.10 vs. 0.23) (Fig. 4; green vs. red). Intuitively, **this gap suggests that there are more ways (i.e. more diverse LIME heatmaps) for a shuffled sentence to be labeled “negative” than “positive”**.

### 3.6 If not word order, then what do models rely on to make correct predictions?

Given that GLUE models, except for CoLA, are highly insensitive to word-order randomization, an interesting question is: How did models arrive at correct decisions when words are shuffled?

We chose to answer this question for SST-2 and QNLI because they have the lowest WOS scores across all 6 GLUE tasks tested (Table 2) and they are representative of single-sentence and sequence-pair tasks, respectively. In QNLI,

<sup>4</sup>e.g. “duplicate” in QQP or “entailment” in RTE.

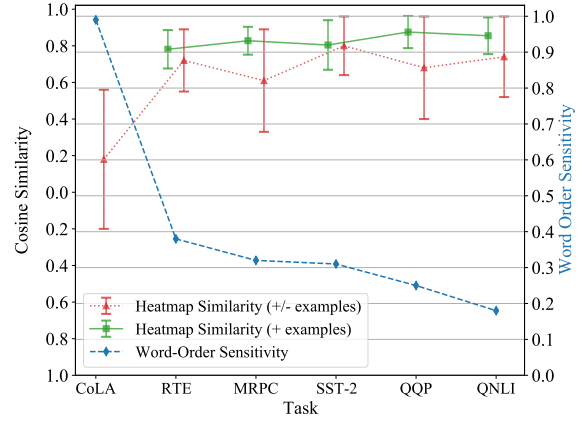


Figure 4: In non-CoLA tasks (from RTE to QNLI), the LIME attribution maps of the shuffled examples are highly similar, under cosine similarity, to those of the real examples (red). For positive examples only, this insensitivity is even higher (green). In contrast, the heatmaps for CoLA models are  $\sim 4$  times less sensitive (left y-axis; 0.18 vs. 0.71). This trend is consistent with the Word-Order Sensitivity scores (blue; right y-axis) in Table 2. For each task, we produced the LIME heatmaps for 100 random examples whose predicted labels were consistently correct in all 5 random shuffles.

a question-answering natural language inference task, a dev-s example has a shuffled question paired with a real answer paragraph. For SST-2, a sentiment analysis task, we shuffled the entire sentence.

#### 3.6.1 SST-2: Salient words are highly predictive of sentence labels

Because 84.04% of the SST-2 correct predictions remained correct after shuffling (Table 2b), a common hypothesis is that the models might rely heavily on a few key words to classify an entire sentence.

S	the film 's performances are thrilling .	1.00
S <sub>1</sub>	the film thrilling performances are 's .	1.00
S <sub>2</sub>	's thrilling film are performances the .	1.00
S <sub>3</sub>	's thrilling are the performances film .	1.00
S <sub>4</sub>	's the film performances are thrilling .	1.00
S <sub>5</sub>	performances are 's film thrilling the .	1.00

Figure 5: An original SST-2 dev-set example (S) and its five shuffled versions (S<sub>1</sub> to S<sub>5</sub>) were all correctly labeled “positive” by a RoBERTa-based classifier with certainty confidence scores (right column).

**Experiments** To test this hypothesis, we took all SST-2 dev-r examples whose all 5 randomly shuffled versions were not wrongly labeled by the

RoBERTa classifier (i.e. this “0/5” subset is  $\sim 65\%$  of the dev set, see Table A3 for exact numbers). We used LIME to produce a heatmap of the importance over words in each example.

We identified the polarity of each top-1 most important word (i.e. the highest LIME-attribution score) per example by looking it up in the Opinion Lexicon—a human-curated dictionary (Hu and Liu, 2004) of 2,006 positive and 4,783 negative words.  $\sim 57\%$  of these top-1 words were found in the dictionary and labeled either “positive” or “negative”.

**Results** We found that if the top-1 word has a positive meaning, then there is a 100% probability that the sentence’s label is “positive”. For example, the word “thrilling” in a movie review indicates a “positive” sentence (see Fig. 5 & A2). Similarly, the probability of a sentence being labeled “negative” is 94.4% given a negative top-1 word. That is, given this statistics, the SST-2 label distribution and model accuracy, **at least 60% of the SST-2 dev-set examples can be correctly predicted from only a single top-1 salient word.**

We also reached similar conclusions when experimenting with ALBERT classifiers and the SentiWords dictionary (Gatti et al., 2015). SentiWords is a larger dictionary (155,000 words) and contain  $\sim 78\%$  of the top-1 words—which is larger than that of Hu and Liu 2004—as SentiWords were labeled by a deep network. See details in Table A6.

### 3.6.2 QNLI: Self-attention layers that match question-words to similar words in the answer

QNLI models being so insensitive to word shuffling (i.e. 89.4% of the correct predictions remain correct) suggests that inside the finetuned BERT, there might be a self-attention (SA) layer that attends consistently to pairs of similar words (shared between the question and the answer) regardless of word order.

We started by analyzing all 2,500 “positive” dev-r examples (Table A1) of RoBERTa-based classifiers trained on QNLI because there were fewer and more consistent ways for labeling a sentence “positive” than for the “negative” (shown in Sec. 3.5).

**Experiment** There were 1,776 (out of 2,500) examples whose predictions did not change in 5 random shufflings (a.k.a 0/5 subset). For each such example, we followed the following 4 steps to identify

one SA matrix (among all 144 as the base model has 12 layers & 12 heads per layer) that captures the strongest attention connecting the question and answer words.

1. Per example  $x$ , we created its shuffled version  $\hat{x}$  by randomly shuffling words in the question and fed  $\hat{x}$  into the classifier.
2. For each SA matrix obtained, we identified the top-3 highest-attention weights that connect the shuffled question tokens and the real answer tokens (i.e. excluding attention weights between question tokens or answer tokens only).
3. For each shuffled example  $\hat{x}$ , we identified one matrix  $M$  whose the top-3 word pairs are the nearest in Levenshtein character-level edit-distance (NLTK). For instance, the distance is 1 between `manage` and `managed` (Fig. 6).
4. For each matrix  $M$  identified for  $\hat{x}$ , we fed the corresponding real example  $x$  through the network and re-computed the edit-distance for each of the top-3 word pairs.

**Results** At step 3, there were 1,590 SA matrices (out of 1,776) whose the top-3 SA weights connected three pairs of *duplicate* words (i.e. the total edit-distance for 3 pairs together is  $\leq 4$ )<sup>5</sup> that appear in both the shuffled question and original answer (see example top-3 pairs in Fig. 6). At step 4, this number only dropped slightly to 1,453 matrices when replacing the shuffled question by the original one (see Table A8 for detailed statistics). However, there are only 15 unique, RoBERTa self-attention matrices in these 1,453. Also at step 4, 83% of the same word pairs remained within the top-3 of the same SA matrices, after question replacement, i.e. 17% of attention changed to different pairs e.g. from (“managed”, “manage”) to (“it”, “it”).

First, our results showed that there is a set of 15 self-attention heads explicitly tasked with capturing question-to-answer word correspondence *regardless of word order*. Second, **for  $\sim 58\%$  (i.e. 1,453 / 2,500) of QNLI “positive” examples: (1) there exist  $\geq 3$  words in the question that can be found in the accompanying answer; and (2) these correspondences are captured by at least**

<sup>5</sup>4 is a tight budget to account for minor typos or punctuation differences e.g. “Amazon” vs. “Amazon’s”.



QNLI sentence-pair inputs and their LIME attributions (negative -1, neutral 0, positive +1)		Confidence score
Q	How long did Phillips manage the Apollo missions?	1.00
A	Mueller agreed, and Phillips managed Apollo from January 1964, until it achieved the first manned landing in July 1969, after which he returned to Air Force duty.	
Q <sub>1</sub>	Apollo the Phillips How missions long did manage?	0.96
A	Mueller agreed, and Phillips managed Apollo from January 1964, until it achieved the first manned landing in July 1969, after which he returned to Air Force duty.	
Q <sub>2</sub>	How missions Phillips the manage Apollo did long?	0.99
A	Mueller agreed, and Phillips managed Apollo from January 1964, until it achieved the first manned landing in July 1969, after which he returned to Air Force duty.	
Q <sub>3</sub>	Phillips missions the manage Apollo did long How?	0.99
A	Mueller agreed, and Phillips managed Apollo from January 1964, until it achieved the first manned landing in July 1969, after which he returned to Air Force duty.	
Q <sub>4</sub>	Phillips long manage How missions the Apollo did?	0.97
A	Mueller agreed, and Phillips managed Apollo from January 1964, until it achieved the first manned landing in July 1969, after which he returned to Air Force duty.	
Q <sub>5</sub>	Phillips long the Apollo manage did How missions?	0.98
A	Mueller agreed, and Phillips managed Apollo from January 1964, until it achieved the first manned landing in July 1969, after which he returned to Air Force duty.	

Figure 6: A RoBERTa-based model’s correct prediction of “entailment” on the original input pair (Q, A) remains unchanged when the question is randomly shuffled (Q<sub>1</sub> to Q<sub>5</sub>). The salient words in the questions e.g. **manage** and **missions** remain similarly important after their context has been shuffled. Also, the classifier harnessed self-attention to detect the correspondence between similar words that appear in both the question and the answer e.g. **manage** (Q) and **managed** (A). That is, the top-3 pairs of words that were assigned the largest question-to-answer weights in a self-attention matrix (layer 0, head 7) are inside in the red, green, and blue rectangles.

**one of the 15 SA matrices.** We also found similar results for 2,500 “negative” dev-r examples (data not shown).

### 3.6.3 Where are the word-matching self-attention matrices and how important are they?

It is intriguing to further analyze where the 15 “word-matching” matrices (from Sec. 3.6.2) are located inside the 12 RoBERTa layers and how important they are to the entire network performance.

We identified the (layer, head) information of the SA matrix associated with each of the 1,453 examples. First, we found that 92% of these examples were captured by the first three SA layers (Fig. 7a). Remarkably, 87% of the examples were actually captured by only three SA matrices at (layer, head) of (0,7), (1,9), and (2,6), out of all 15 word-matching matrices. That is, **87% of the work of matching similar words that appear in both the QNLI question and the answer was handled by only 3 self-attention heads.**

We found consistent results when repeating the same analysis for other three sequence-pair tasks. That is, interestingly, the three self attention heads at exactly the same location of (0, 7), (1, 9), and (2,

6) account for 76%, 89%, and 83% of the “word-matching” task on QQP, RTE, and MRP, respectively. This coincidence is likely due to the fact that these classifiers were finetuned for different downstream tasks, but from the same pretrained RoBERTa encoder. See Figs. A3–A6 for qualitative examples of these three tasks.

### How important are the 15 word-matching attention heads to QNLI model performance?

To answer this question, we compared the classification accuracy drops on QNLI dev-r examples when this set of 15 matrices vs. a set of 15 random matrices were zero-ed out.

We found that zero-ing out 15 random heads had almost no effect to model performance on correctly-classified examples—i.e. accuracy only dropped ~1 to 3% (Table 3) across different groups of examples. However, ablating the 15 special heads caused the performance to drop substantially i.e. (a) by 9.6% on the 1,453 “positive” examples identified in Sec. 3.6.2; (b) by 22.1% on a set of 2,906 random, examples including both “positive” and “negative” examples (at 50/50 ratio); and (c) by 24.5% on the entire QNLI 5,000-example dev-r set. That is, **the 15 SA heads that learned to detect dupli-**

QNLI dev-r examples	Full network	Zero-out 15 attention matrices	
		Random	Ours
a. 1,453 selected 0/5 (+) examples	100	99.31	90.43
b. 1,453 random 0/5 (+) examples	100	99.24	91.05
c. 1,453 random 0/5 (+) examples & 1,453 random 0/5 (-) examples	100	98.18	77.91
d. (+/-) All 5,000 examples	100	96.96	75.54

Table 3: Zero-ing out a set of 15 “word-matching” self-attention matrices (identified via the procedure in Sec. 3.6.3) caused a substantial drop of  $\sim 25\%$  in accuracy (d) while the random baseline is 50%. These 15 matrices played an important role in QNLI because ablating 15 random matrices only caused a  $\sim 1\text{-}3\%$  drop in accuracy.

cate words played an important role in solving QNLI, i.e. accounting for at least  $\sim 50\%$  of the correct predictions (Table 3d; accuracy dropped from 100% to 75.54% when the random chance is 50%). In sum, we found strong evidence that QNLI models harnessed self-attention to capture word-wise similarity in a (question, answer) pair to make decisions, regardless of how words are arranged.

### 3.7 Does increasing word-order sensitivity lead to higher model performance?

Here, we test whether encouraging BERT representations to be substantially more sensitive to word order would improve model performance on GLUE & SQuAD 2.0 (Rajpurkar et al., 2018), and minimize their naive mistakes on shuffled examples (Fig. 1b–d). We performed this test on the five GLUE binary-classification tasks (i.e. excluding CoLA because its WOS score is already at 0.99; Table 2).

**Experiments** Motivated by the fact that CoLA models are always sensitive to word order, our approach is to finetune the pretrained RoBERTa on a *synthetic*, CoLA-like task first, before finetuning the model on downstream tasks.

The synthetic task is to classify a single sentence into “real” vs. “fake” where the latter class is formed by taking each real sentence and swapping two random words in it. For every downstream task (e.g. SST-2), we directly used its original training and dev sets to construct a balanced, 2-class, synthetic dataset (more details in Sec. A). After finetuning the pretrained RoBERTa on this synthetic

binary classification task, we re-initialized the classification layer (keeping the rest unchanged) and continued finetuning it on a downstream task.

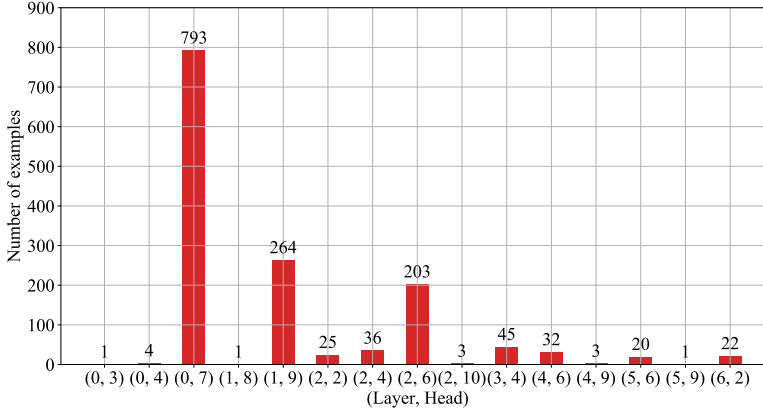
For both finetuning steps, we trained 5 models per task and followed the standard BERT finetuning procedure (described in Sec. 2.2).

**Results** After the first finetuning on synthetic tasks, all models obtained a  $\sim 98\text{--}99\%$  training-set accuracy and a  $\sim 93\text{--}97\%$  dev-set accuracy (Table A7). **After the second finetuning on downstream tasks, we found that all models were substantially more sensitive to word order**, compared to the baseline models (which were only finetuned on the downstream tasks). That is, we repeated the test on 1-gram dev-s examples (Sec. 3.1) and found that the WOS scores for all models increased by  $\sim 1.5$  to 2 times compared to those of regular RoBERTa classifiers (see Table 4a vs. b). Note that model accuracy scores of  $\sim 64\text{--}75\%$  on dev-s, actually increased from the baseline of 50% (i.e. when they were perfectly sensitive to word order right after the first finetuning), which suggests that **finetuning on these five downstream GLUE tasks caused the models to become more insensitive to word order**.

GLUE dev-s	(a) RoBERTa		(b) Ours	
	Accuracy	WOS	Accuracy	WOS
RTE	80.76	0.38	64.01	<b>0.72</b> (+189%)
MRPC	83.86	0.32	72.88	<b>0.54</b> (+169%)
SST-2	84.26	0.31	76.97	<b>0.46</b> (+148%)
QQP	87.66	0.25	77.11	<b>0.46</b> (+184%)
QNLI	91.09	0.18	82.44	<b>0.35</b> (+194%)

Table 4: With finetuning on synthetic tasks, all of our models (b) have a larger drop in accuracy on shuffled dev-s examples, compared to the standard RoBERTa-based classifiers (a). That is, our models are substantially more sensitive to word-order randomization (i.e. +148% to +194% in WOS scores).

**GLUE** On GLUE dev sets, on average over 5 runs, our models outperformed the RoBERTa baseline on all tasks except for SST-2 (Table 5a). The highest improvement is in RTE (+1.01% on average, and +2.53% for the best single model), which is consistent with the finding in Sec. 3.1 that the RTE has the highest WOS scores (among non-CoLA tasks).



(a) Histogram of self-attention matrices

(Layer, Head)	# Examples	%
(0, 3), (0, 4), (0, 7)	798	54.9%
(1, 8), (1, 9)	265	18.2%
(2, 2), (2, 4), (2, 6), (2, 10)	267	18.4%
(3, 4)	45	3.1%
(4, 6), (4, 9)	35	2.4%
(5, 6), (5, 9)	21	1.5%
(6, 2)	22	1.5%
Total	1,453	100%

(b) Layer-wise comparison

Figure 7: Among 144 self-attention matrices in the RoBERTa-based classifier finetuned for QNLI, there are 15 “word-matching” matrices (a) that explicitly attend to duplicate words that appear in both questions and answers regardless of the order of words in the question. That is, each of those matrices puts the highest weights to three pairs of words (see example pairs in Fig. 6) compared to other weights that connect question tokens to answer tokens. For each QNLI example, we identified one such matrix that exhibit the matching behavior the strongest (a). 92% of the task of attending to duplicate words is mostly handled in the first three layers (b).

**SQuAD 2.0** Our models also outperformed the RoBERTa baseline on the SQuAD 2.0 dev set, with the largest average gain (+0.69%) on the subset of “adversarial” unanswerable questions (Table 5b).

**Shuffled SQuAD 2.0** To further understand our model performance on out-of-samples, we tested both our models and the baseline on the shuffled SQuAD 2.0 dev set where all the words in the question of each example is randomly re-ordered.

On shuffled questions, which are meaningless to humans, the average performance of our models dropped by 12.7% on the answerable questions (SQuAD 1.0) and increased 8.69% on the questions with no answers (Table 5c). That is, our models substantially outperformed the baseline on this type of out-of-sample.

## 4 Related Work

**Pretrained BERT** is known to capture various types of syntactic, semantic, and world knowledge (Rogers et al., 2020). To understand which BERT layer captures word positional information, Lin et al. (2019) trained a linear classifier at each layer of the pretrained BERT<sub>Base</sub> to predict the position of a each word in a given sentence. They found that positional information is encoded in the first three layers of BERT and fades out starting layer 4. Ettinger (2020) found that BERT heavily relies on word order when predicting missing words in masked sentences from the CPRAG-102 dataset.

That is, shuffling words in the context sentence caused the word-prediction accuracy to drop by  $\sim 1.3$  to 2 times. On the other hand, Ettinger (2020) also noted that, for a subset of examples, BERT predictions remained unchanged after the order of words in the context sentence is shuffled.

While the above work studied the *pretrained* BERT, here, we investigate how word order is important to BERT-based classifiers in *downstream tasks*. Similarly, while the word embeddings of pretrained BERT were found to be importantly contextual (Ethayarajh, 2019), our work shows the opposite findings for BERT finetuned for many GLUE tasks—model predictions are highly insensitive to the context of each word.

**Word-ordering as an objective** In text generation, Elman (1990) found that recurrent neural networks were sensitive to regularities in word order in simple sentences. Language models (Mikolov et al., 2010) with long short-term memory (LSTM) units (Hochreiter and Schmidhuber, 1997) were able to recover the original word order of a sentence from randomly-shuffled words—the task also called “word ordering” or “linearization”—even without any explicit syntactic information (Schmaltz et al., 2016). Recent advances have found benefits from incorporating sentence-ordering objectives into BERT (Wang et al., 2020; Lewis et al., 2020) but none of these papers focuses on the importance of word order information in NLU tasks.

Model	(a) GLUE dev sets					(b) SQuAD 2.0 dev set		(c) Shuffled SQuAD 2.0	
	RTE	QQP	MRPC	SST-2	QNLI	SQuAD 2.0	No-answer Questions	SQuAD 1.0	No-answer Questions
	(Acc)	(Acc)	(Acc)	(Acc)	(Acc)	(F1 / Acc)	(Acc)	(F1 / Acc)	(Acc)
RoBERTa baseline	72.20	91.12	87.25	<b>94.50</b>	92.57	80.62 / 80.97	79.04	52.76 / 53.09	80.36
Our average over 5 runs	<b>73.21</b>	<b>91.19</b>	<b>87.31</b>	94.22	<b>92.71</b>	<b>80.75 / 81.09</b>	<b>79.73</b>	<b>40.06 / 40.55</b>	<b>89.05</b>
	<b>+1.01</b>	<b>+0.07</b>	<b>+0.06</b>	-0.28	<b>+0.14</b>	<b>+0.13 / +0.12</b>	<b>+0.69</b>	<b>-12.70 / -12.54</b>	<b>+8.69</b>
Our best model	<b>74.73</b>	<b>91.31</b>	<b>88.73</b>	94.50	<b>93.08</b>	<b>81.08 / 81.37</b>	<b>80.69</b>	<b>31.83 / 31.99</b>	<b>93.19</b>
	<b>+2.53</b>	<b>+0.19</b>	<b>+1.48</b>	0	<b>+0.51</b>	<b>+0.46 / +0.4</b>	<b>+1.65</b>	<b>-20.93 / -21.1</b>	<b>+12.83</b>

Table 5: Additionally finetuning the pretrained RoBERTa on synthetic tasks (before finetuning on the downstream tasks) improved model dev-set performance on all the tested tasks in GLUE, except for SST-2, (a), SQuAD 2.0 (b), and out-of-samples (c). Shuffled SQuAD 2.0 is the same as SQuAD 2.0 except that the words in each question is randomly shuffled.

**Superficial understanding of language** Recent work has revealed that state-of-the-art models can rely on superficial cues to perform well on various NLP tasks (see Geirhos et al. 2020 for a review). For example, for some NLI datasets, using hypotheses only is sufficient to obtain decent accuracy (Poliak et al., 2018). Kaushik and Lipton 2018 found that reading the question or the passage only can perform surprisingly well on a series of reading comprehension tasks. Our work shows complementary findings: GLUE models can reach substantial performance without even considering one of the most basic properties of a sequence—the word order.

**Unexpected generalization in computer vision** In a probing setup similar to ours but in computer vision, Chen et al. (2020) found that the accuracy of ResNet-50 (He et al., 2016) classifiers drops only marginally (from 100% to  $\sim 96\%$ ) when  $2 \times 2$  patches in an ImageNet image are randomly shuffled. A similar finding was found in other image datasets (Zhang and Zhu, 2019). Interestingly, ImageNet classifiers can obtain decent accuracy by looking at only a small patch instead of the entire image (Brendel and Bethge, 2019). Analogous to the findings in shuffling image patches, our results show that state-of-the-art NLU models had similar unexpected generalization when shuffling n-grams in a sentence. In both domains, the datasets (ImageNet and GLUE) are a major cause of such insensitivity.

## 5 Discussion and Conclusion

Besides CoLA, there are other NLP tasks that are expected to strongly require words to be in order such as coreference resolution (Lee et al., 2017)

and name-entity recognition (Peters et al., 2017), which are out of the scope of our focus on the GLUE benchmark.

We showed evidence that many GLUE tasks, designed for evaluating language understanding, are not often requiring machines to understand the entire sentence, rather only n-grams, inducing word-order insensitive models. It is important to design benchmarks that truly test machine capability in understanding and reasoning. Our work also revealed how self-attention, a key building block in modern NLP, is being used to extract superficial cues to solve sequence-pair GLUE tasks even when words are out of order.

It is interesting future work to repeat our study on stronger models e.g. T5 (Raffel et al., 2020) and more challenging datasets e.g. SuperGLUE (Wang et al., 2019a).

## Acknowledgments

We thank Michael Alcorn, Qi Li, and Peijie Chen for helpful feedback on the early results. AN is supported by the National Science Foundation under Grant No. 1850117, and donations from the NaphCare Charitable Foundation and Nvidia.



## References

- Julius Adebayo, Justin Gilmer, Michael Muelly, Ian Goodfellow, Moritz Hardt, and Been Kim. 2018. Sanity checks for saliency maps. *Advances in neural information processing systems*, 31:9505–9515.
- Naman Bansal, Chirag Agarwal, and Anh Nguyen. 2020. Sam: The sensitivity of attribution methods to hyperparameters. In *Proceedings of the IEEE/CVF Conference on Computer Vision and Pattern Recognition*, pages 8673–8683.
- Steven Bird, Ewan Klein, and Edward Loper. 2009. *Natural Language Processing with Python: Analyzing Text with the Natural Language Toolkit*. O’Reilly, Beijing.
- Wieland Brendel and Matthias Bethge. 2019. Approximating CNNs with bag-of-local-features models works surprisingly well on imagenet. In *International Conference on Learning Representations*.
- Daniel Cer, Mona Diab, Eneko Agirre, Iñigo Lopez-Gazpio, and Lucia Specia. 2017. *SemEval-2017 task 1: Semantic textual similarity multilingual and crosslingual focused evaluation*. In *Proceedings of the 11th International Workshop on Semantic Evaluation (SemEval-2017)*, pages 1–14, Vancouver, Canada. Association for Computational Linguistics.
- Peijie Chen, Chirag Agarwal, and Anh Nguyen. 2020. The shape and simplicity biases of adversarially robust imagenet-trained cnns. *arXiv e-prints*, pages arXiv–2006.
- Jacob Devlin, Ming-Wei Chang, Kenton Lee, and Kristina Toutanova. 2019. BERT: Pre-training of deep bidirectional transformers for language understanding. In *Proceedings of the 2019 Conference of the North American Chapter of the Association for Computational Linguistics: Human Language Technologies, Volume 1 (Long and Short Papers)*, pages 4171–4186, Minneapolis, Minnesota. Association for Computational Linguistics.
- William B Dolan and Chris Brockett. 2005. Automatically constructing a corpus of sentential paraphrases. In *Proceedings of the Third International Workshop on Paraphrasing (IWP2005)*.
- RD Ehud Reiter. 1997. Building applied natural language generation systems. *Natural Language*.
- Jeffrey L Elman. 1990. Finding structure in time. *Cognitive science*, 14(2):179–211.
- Kawin Ethayarajh. 2019. How contextual are contextualized word representations? comparing the geometry of BERT, ELMo, and GPT-2 embeddings. In *Proceedings of the 2019 Conference on Empirical Methods in Natural Language Processing and the 9th International Joint Conference on Natural Language Processing (EMNLP-IJCNLP)*, pages 55–65, Hong Kong, China. Association for Computational Linguistics.
- Allyson Ettinger. 2020. What bert is not: Lessons from a new suite of psycholinguistic diagnostics for language models. *Transactions of the Association for Computational Linguistics*, 8:34–48.
- Lorenzo Gatti, Marco Guerini, and Marco Turchi. 2015. Sentiwords: Deriving a high precision and high coverage lexicon for sentiment analysis. *IEEE Transactions on Affective Computing*, 7(4):409–421.
- Robert Geirhos, Jörn-Henrik Jacobsen, Claudio Michaelis, Richard Zemel, Wieland Brendel, Matthias Bethge, and Felix A Wichmann. 2020. Shortcut learning in deep neural networks. *Nature Machine Intelligence*.
- Eva Hasler, Felix Stahlberg, Marcus Tomalin, Adrià de Gispert, and Bill Byrne. 2017. A comparison of neural models for word ordering. In *Proceedings of the 10th International Conference on Natural Language Generation*, pages 208–212, Santiago de Compostela, Spain. Association for Computational Linguistics.
- Kaiming He, Xiangyu Zhang, Shaoqing Ren, and Jian Sun. 2016. Identity mappings in deep residual networks. In *European conference on computer vision*, pages 630–645. Springer.
- Sepp Hochreiter and Jürgen Schmidhuber. 1997. Long short-term memory. *Neural computation*, 9(8):1735–1780.
- Minqing Hu and Bing Liu. 2004. Mining and summarizing customer reviews. In *Proceedings of the Tenth ACM SIGKDD International Conference on Knowledge Discovery and Data Mining*, KDD ’04, page 168–177, New York, NY, USA. Association for Computing Machinery.
- Huggingface. 2020. Pretrained models — transformers 3.3.0 documentation. [https://huggingface.co/transformers/pretrained\\_models.html](https://huggingface.co/transformers/pretrained_models.html). (Accessed on 09/30/2020).
- Divyansh Kaushik and Zachary C. Lipton. 2018. How much reading does reading comprehension require? a critical investigation of popular benchmarks. In *Proceedings of the 2018 Conference on Empirical Methods in Natural Language Processing*, pages 5010–5015, Brussels, Belgium. Association for Computational Linguistics.
- Diederik P Kingma and Jimmy Ba. 2015. Adam: A method for stochastic optimization. *Published as a conference paper at the 3rd International Conference for Learning Representations, San Diego*.
- Zhenzhong Lan, Mingda Chen, Sebastian Goodman, Kevin Gimpel, Piyush Sharma, and Radu Soricut. 2020. Albert: A lite bert for self-supervised learning of language representations. In *International Conference on Learning Representations*.

- Kenton Lee, Luheng He, Mike Lewis, and Luke Zettlemoyer. 2017. [End-to-end neural coreference resolution](#). In *Proceedings of the 2017 Conference on Empirical Methods in Natural Language Processing*, pages 188–197, Copenhagen, Denmark. Association for Computational Linguistics.
- Hector Levesque, Ernest Davis, and Leora Morgenstern. 2012. The winograd schema challenge. In *Thirteenth International Conference on the Principles of Knowledge Representation and Reasoning*. Citeseer.
- Mike Lewis, Yinhan Liu, Naman Goyal, Marjan Ghazvininejad, Abdelrahman Mohamed, Omer Levy, Veselin Stoyanov, and Luke Zettlemoyer. 2020. [BART: Denoising sequence-to-sequence pre-training for natural language generation, translation, and comprehension](#). In *Proceedings of the 58th Annual Meeting of the Association for Computational Linguistics*, pages 7871–7880, Online. Association for Computational Linguistics.
- Yongjie Lin, Yi Chern Tan, and Robert Frank. 2019. Open sesame: Getting inside bert’s linguistic knowledge. *Proceedings of the 2019 ACL Workshop BlackboxNLP: Analyzing and Interpreting Neural Networks for NLP*.
- Yinhan Liu, Myle Ott, Naman Goyal, Jingfei Du, Mandar Joshi, Danqi Chen, Omer Levy, Mike Lewis, Luke Zettlemoyer, and Veselin Stoyanov. 2019. Roberta: A robustly optimized bert pretraining approach. *arXiv preprint arXiv:1907.11692*.
- Tomáš Mikolov, Martin Karafiát, Lukáš Burget, Jan Černocký, and Sanjeev Khudanpur. 2010. Recurrent neural network based language model. In *Eleventh annual conference of the international speech communication association*.
- Anh Nguyen, Jason Yosinski, and Jeff Clune. 2015. Deep neural networks are easily fooled: High confidence predictions for unrecognizable images. In *Proceedings of the IEEE conference on computer vision and pattern recognition*, pages 427–436.
- NLTK. `nltk.metrics.distance` — nltk 3.5 documentation. [https://www.nltk.org/\\_modules/nltk/metrics/distance.html](https://www.nltk.org/_modules/nltk/metrics/distance.html). (Accessed on 12/25/2020).
- Matthew Peters, Waleed Ammar, Chandra Bhagavatula, and Russell Power. 2017. [Semi-supervised sequence tagging with bidirectional language models](#). In *Proceedings of the 55th Annual Meeting of the Association for Computational Linguistics (Volume 1: Long Papers)*, pages 1756–1765, Vancouver, Canada. Association for Computational Linguistics.
- Adam Poliak, Jason Naradowsky, Aparajita Haldar, Rachel Rudinger, and Benjamin Van Durme. 2018. [Hypothesis only baselines in natural language inference](#). In *Proceedings of the Seventh Joint Conference on Lexical and Computational Semantics*, pages 180–191, New Orleans, Louisiana. Association for Computational Linguistics.
- Quora. 2017. (1) first quora dataset release: Question pairs - data @ quora - quora. <https://www.quora.com/q/quoradata/First-Quora-Dataset-Release-Question-Pairs>. (Accessed on 09/30/2020).
- Colin Raffel, Noam Shazeer, Adam Roberts, Katherine Lee, Sharan Narang, Michael Matena, Yanqi Zhou, Wei Li, and Peter J Liu. 2020. Exploring the limits of transfer learning with a unified text-to-text transformer. *Journal of Machine Learning Research*, 21(140):1–67.
- Pranav Rajpurkar, Robin Jia, and Percy Liang. 2018. [Know what you don’t know: Unanswerable questions for SQuAD](#). In *Proceedings of the 56th Annual Meeting of the Association for Computational Linguistics (Volume 2: Short Papers)*, pages 784–789, Melbourne, Australia. Association for Computational Linguistics.
- Pranav Rajpurkar, Jian Zhang, Konstantin Lopyrev, and Percy Liang. 2016. [SQuAD: 100,000+ questions for machine comprehension of text](#). In *Proceedings of the 2016 Conference on Empirical Methods in Natural Language Processing*, pages 2383–2392, Austin, Texas. Association for Computational Linguistics.
- Marco Tulio Ribeiro, Sameer Singh, and Carlos Guestrin. 2016. ” why should i trust you?” explaining the predictions of any classifier. In *Proceedings of the 22nd ACM SIGKDD international conference on knowledge discovery and data mining*, pages 1135–1144.
- Anna Rogers, Olga Kovaleva, and Anna Rumshisky. 2020. A primer in bertology: What we know about how bert works. *Accepted to TACL*.
- Allen Schmalz, Alexander M. Rush, and Stuart Shieber. 2016. [Word ordering without syntax](#). In *Proceedings of the 2016 Conference on Empirical Methods in Natural Language Processing*, pages 2319–2324, Austin, Texas. Association for Computational Linguistics.
- Richard Socher, Alex Perelygin, Jean Wu, Jason Chuang, Christopher D Manning, Andrew Y Ng, and Christopher Potts. 2013. Recursive deep models for semantic compositionality over a sentiment treebank. In *Proceedings of the 2013 conference on empirical methods in natural language processing*, pages 1631–1642.
- Alex Wang, Yada Pruksachatkun, Nikita Nangia, Amanpreet Singh, Julian Michael, Felix Hill, Omer Levy, and Samuel Bowman. 2019a. Superglue: A stickier benchmark for general-purpose language understanding systems. In *Advances in Neural Information Processing Systems*, pages 3266–3280.

- Alex Wang, Amanpreet Singh, Julian Michael, Felix Hill, Omer Levy, and Samuel R. Bowman. 2019b. [GLUE: A multi-task benchmark and analysis platform for natural language understanding](#). In *International Conference on Learning Representations*.
- Wei Wang, Bin Bi, Ming Yan, Chen Wu, Jiangnan Xia, Zuyi Bao, Liwei Peng, and Luo Si. 2020. [Structbert: Incorporating language structures into pre-training for deep language understanding](#). In *International Conference on Learning Representations*.
- Alex Warstadt, Amanpreet Singh, and Samuel R. Bowman. 2019. [Neural network acceptability judgments](#). *Transactions of the Association for Computational Linguistics*, 7:625–641.
- Tianyuan Zhang and Zhanxing Zhu. 2019. Interpreting adversarially trained convolutional neural networks. In *International Conference in Machine Learning*.
- Yue Zhang and Stephen Clark. 2015. Discriminative syntax-based word ordering for text generation. *Computational linguistics*, 41(3):503–538.

## A Construction of the synthetic training sets

We describe here the procedure for creating the training and dev sets for the synthetic task, which is a single-sentence, binary classification task.

**Selecting real sentences** We started from the original training and dev sets for five GLUE binary-classification tasks (except CoLA) and SQuAD 2.0. For GLUE training, we followed the procedure in Sec. 2.3.1 to select a subset. For each real example selected, we extracted one *sentence* to be shuffled as described in Sec. 2.3.2. For SQuAD 2.0, we extracted the question in each real example.

### Constructing synthetic training and dev sets

For each real sentence above, we labeled it “real” and randomly swapped two words in it to create a “fake” sentence. The synthetic training and dev sets had two classes (“real”, “fake”) and had the same label distributions (e.g. “entailment” vs “not entailment”) as the original sets, except doubled in size.

For example, the dev set of MRPC task after the filtering step includes 129 negative i.e. “not equivalent” and 279 positive i.e. “equivalent” examples (see Table A1). Therefore, the MRPC synthetic dev set derived from the its original version has 816 examples. Similarly, the synthetic training set of MRPC task has 7,336 examples. See Table A2 for the number of examples in all synthetic datasets.



Task Name	Task Type	Label	GLUE dev-set processing				dev-r Total
			(a) Dev set	(b) Step 1	(c) Step 2	(d) Step 3	
CoLA	Acceptability	“unacceptable”	322	287	154	154	308
		“acceptable”	721	675	638	154	
RTE	NLI	“not entailment”	131	131	72	72	144
		“entailment”	146	145	127	72	
QQP	Paraphrase	“not duplicate”	25,545	22,907	20,943	12,683	25,366
		“duplicate”	14,885	14,000	12,683	12,683	
MRPC	Paraphrase	“not equivalent”	129	129	101	101	202
		“equivalent”	279	279	255	101	
SST-2	Sentiment	“negative”	428	427	402	402	804
		“positive”	444	443	420	402	
QNLI	NLI	“not entailment”	2,761	2,741	2,500	2,500	5,000
		“entailment”	2,702	2,690	2,527	2,500	
STS-B	Similarity	N/A	1,500	1,498	N/A	N/A	1,498

Table A1: The number of examples per class before (a) and after each of the three filtering steps to produce dev-r sets (described in Sec. 2.3.2) for RoBERTa-based classifiers. For each task, we repeated the same procedure for three sets of classifiers, for BERT-, RoBERTa-, ALBERT-based classifiers, respectively.

Dataset Type	Synthetic Task					
	RTE	QQP	MRPC	SST-2	QNLI	SQuAD 2.0
Train Set	4,910	662,404	7,336	111,676	208,440	259,356
Dev Set	552	73,814	816	1,740	10,862	23,656
Total	5,462	736,218	8,152	113,416	219,302	283,012

Table A2: The number of examples in the synthetic training & dev sets created from the original GLUE and SQuAD 2.0 tasks.

Subset	dev-r sets					
	CoLA	RTE	QQP	MRPC	SST-2	QNLI
0/5	149	90	18,345	134	523	3,980
1/5	4	17	2,807	22	111	455
2/5	3	10	1,697	16	65	207
3/5	2	10	1,093	11	48	147
4/5	9	12	850	7	28	118
5/5	141	5	574	12	29	93
Total	308	144	25,366	202	804	5,000

Table A3: The number of examples belonging to 6 subsets (0/5 to 5/5) of the dev-r sets computed for RoBERTa-based classifiers. That is, the 0/5 subset contains the real examples that zero of its 5 randomly shuffled versions was misclassified. Similarly, the 5/5 subset contains the real examples whose 5 shuffled versions were all misclassified. The total examples of each task match the last column (“Total”) in Table A1.

Model	Task	dev-r	dev-s	dev-s performance			Word-Order Sensitivity		
		performance	baseline	1-gram	2-gram	3-gram	1-gram	2-gram	3-gram
RoBERTa	CoLA	100	50	50.32	53.25	57.6	<b>0.99</b>	<b>0.94</b>	<b>0.85</b>
	RTE	100	50	80.76	82.57	88.05	0.38	0.35	0.24
	MRPC	100	50	83.86	86.48	88.41	0.32	0.27	0.23
	SST-2	100	50	84.26	88.78	91.19	0.31	0.22	0.18
	QQP	100	50	87.66	90.73	91.35	0.25	0.19	0.17
	QNLI	100	50	91.09	94.43	95.78	0.18	0.11	0.08
	STS-B	90.01	N/A	87.93	88.93	89.32	N/A	N/A	N/A
ALBERT	CoLA	100	50	50.88	52.47	54.06	<b>0.98</b>	<b>0.95</b>	<b>0.92</b>
	RTE	100	50	80.98	87.56	87.28	0.38	0.25	0.25
	QQP	100	50	81.13	86.77	88.01	0.38	0.26	0.24
	MRPC	100	50	82.42	88.33	90.96	0.35	0.23	0.18
	SST-2	100	50	83.74	88.01	90.26	0.33	0.24	0.19
	QNLI	100	50	87.63	93.46	95.08	0.25	0.13	0.10
	STS-B	90.51	N/A	88.05	89.11	89.51	N/A	N/A	N/A
BERT	CoLA	100	50	50.86	56.21	57.42	<b>0.98</b>	<b>0.88</b>	<b>0.85</b>
	RTE	100	50	65.34	75.55	80.21	0.69	0.49	0.40
	QQP	100	50	80.78	86.57	87.76	0.38	0.27	0.24
	MRPC	100	50	84.13	88.27	90.22	0.32	0.23	0.20
	SST-2	100	50	85.39	86.5	88.78	0.29	0.27	0.22
	QNLI	100	50	89.54	93.67	95.10	0.21	0.13	0.10
	STS-B	88.48	N/A	87.42	87.93	88.01	N/A	N/A	N/A

Table A4: Accuracy of all models on dev-s examples (created by shuffling n-grams) and their Word-Order Sensitivity scores ( $\in [0, 1]$ ) across seven GLUE tasks. STS-B is a regression task and thus not comparable in word-order sensitivity with the other tasks, which are binary classification.

Task	GLUE Dev Set						
	CoLA (Acc)	RTE (Acc)	QQP (Acc)	MRPC (Acc)	SST-2 (Acc)	QNLI (Acc)	STS-B (Spearman Corr)
RoBERTa	82.56	72.20	91.12	87.25	94.50	92.57	90.17
ALBERT	81.21	72.20	90.25	87.99	91.40	91.78	90.82
BERT	81.89	64.25	90.81	85.54	92.09	91.38	88.49
Average	81.89	69.55	90.73	86.93	92.66	91.91	89.83

Table A5: The dev-set performance of models finetuned from three different BERT “base” variants (12 self-attention layers and 12 heads) on seven GLUE downstream tasks. These results match either those reported by [Huggingface 2020](#) or GLUE leaderboard.

LIME attributions (negative -1, neutral 0, positive +1)		Prediction / Confidence score
(a) <b>Example 1:</b> Groundtruth: “unacceptable”		
S	The book was by John written.	“unacceptable” 0.97
S <sub>1</sub>	The John by written book was.	“unacceptable” 0.98
S <sub>2</sub>	was John The book by written.	“unacceptable” 0.98
S <sub>3</sub>	John book written was The by.	“unacceptable” 0.98
S <sub>4</sub>	by book The John was written.	“unacceptable” 0.98
S <sub>5</sub>	written was John book by The.	“unacceptable” 0.98
(b) <b>Example 2:</b> Groundtruth: “unacceptable”		
S	Bill must quickly eat the peaches, and Harry must slowly.	“unacceptable” 0.52
S <sub>1</sub>	must peaches, slowly quickly and must eat Bill Harry the.	“unacceptable” 0.98
S <sub>2</sub>	Harry eat Bill quickly must peaches, must slowly the and.	“unacceptable” 0.98
S <sub>3</sub>	and quickly peaches, slowly the Bill Harry eat must must.	“unacceptable” 0.98
S <sub>4</sub>	Bill Harry the must quickly peaches, must eat and slowly.	“unacceptable” 0.97
S <sub>5</sub>	Bill must and must slowly quickly the Harry eat peaches,.	“unacceptable” 0.97
(c) <b>Example 3:</b> Groundtruth: “acceptable”		
S	Medea denied poisoning the phoenix.	“acceptable” 0.99
S <sub>1</sub>	poisoning the phoenix denied Medea.	“acceptable” 0.53
S <sub>2</sub>	phoenix Medea denied the poisoning.	“acceptable” 0.99
S <sub>3</sub>	Medea the poisoning phoenix denied.	“unacceptable” 0.95
S <sub>4</sub>	phoenix Medea denied the poisoning.	“unacceptable” 0.99
S <sub>5</sub>	Medea phoenix poisoning the denied.	“unacceptable” 0.96

Figure A1: Each CoLA example contains a single sentence. Here, we shuffled the words in the original sentence (S) five times to create five new sentences (S<sub>1</sub> to S<sub>5</sub>) and fed them to a RoBERTa-based classifier for predictions. Words that are important for or against the prediction (by LIME Ribeiro et al. 2016) are in orange and blue, respectively. Most of the shuffled examples were classified into “unacceptable” label (i.e. grammatically incorrect) with even higher confidence score than the original ones.

LIME attributions (negative -1, neutral 0, positive +1)		Prediction / Confidence score
(a) <b>Example 1:</b> Groundtruth: “positive”		
S	the film ’s performances are thrilling .	“positive” 1.00
S <sub>1</sub>	the film thrilling performances are ’s .	“positive” 1.00
S <sub>2</sub>	’s thrilling film are performances the .	“positive” 1.00
S <sub>3</sub>	’s thrilling are the performances film .	“positive” 1.00
S <sub>4</sub>	’s the film performances are thrilling .	“positive” 1.00
S <sub>5</sub>	performances are ’s film thrilling the .	“positive” 1.00
(b) <b>Example 2:</b> Groundtruth: “positive”		
S	overall very good for what it ’s trying to do .	“positive” 1.00
S <sub>1</sub>	do it trying what overall good very for to ’s .	“positive” 1.00
S <sub>2</sub>	what to for it do good ’s overall trying very .	“positive” 0.94
S <sub>3</sub>	it good overall to ’s trying for very what do .	“positive” 1.00
S <sub>4</sub>	trying to for overall ’s very it what good do .	“positive” 1.00
S <sub>5</sub>	’s good very overall for what trying it to do .	“positive” 1.00
(c) <b>Example 3:</b> Groundtruth: “negative”		
S	of course , by more objective measurements it ’s still quite bad .	“negative” 1.00
S <sub>1</sub>	quite still more course measurements ’s , it bad by of objective .	“negative” 0.99
S <sub>2</sub>	more quite ’s it course measurements of by still objective , bad .	“negative” 0.99
S <sub>3</sub>	objective more measurements bad course quite of ’s , still it by .	“negative” 0.97
S <sub>4</sub>	objective of more still by measurements ’s it quite bad , course .	“negative” 1.00
S <sub>5</sub>	by course ’s it more bad , of objective quite still measurements .	“negative” 1.00

Figure A2: Each SST-2 example contains a single sentence. Here, we shuffled the words in the original sentence (S) five times to create five new sentences (S<sub>1</sub> to S<sub>5</sub>) and fed them to a RoBERTa-based classifier for predictions. The top-1 most important word in each SST-2 example remains the most important, regardless of its position in the sentence is highly predictive of the entire sentence’s label. For example, **thrilling** (a) and **good** (b) indicate the “positive” label and **bad** (c) correlates with “negative” label.

LIME attributions (negative -1, neutral 0, positive +1)		Prediction / Confidence score
(a) <b>Example 1:</b> Groundtruth: "equivalent"		
$S_A$	My <span style="border: 1px solid blue;">decision</span> today is not <span style="border: 1px solid green;">based</span> on any one <span style="border: 1px solid red;">event</span> . "	"equivalent" 0.99
$S_B$	Governor Rowland said his <span style="border: 1px solid blue;">decision</span> was " not <span style="border: 1px solid green;">based</span> on any one <span style="border: 1px solid red;">event</span> . "	
$S_{A1}$	<span style="border: 1px solid green;">event</span> any is one <span style="border: 1px solid red;">decision</span> <span style="border: 1px solid blue;">based</span> on My today not . "	"equivalent" 0.98
$S_B$	Governor Rowland said his <span style="border: 1px solid red;">decision</span> was " not <span style="border: 1px solid blue;">based</span> on any one <span style="border: 1px solid green;">event</span> . "	
$S_{A2}$	one <span style="border: 1px solid red;">based</span> today not any My on <span style="border: 1px solid green;">event</span> is <span style="border: 1px solid blue;">decision</span> . "	"equivalent" 0.98
$S_B$	Governor Rowland said his <span style="border: 1px solid blue;">decision</span> was " not <span style="border: 1px solid red;">based</span> on any one <span style="border: 1px solid green;">event</span> . "	
$S_{A3}$	is today <span style="border: 1px solid green;">based</span> any <span style="border: 1px solid red;">event</span> on My not one <span style="border: 1px solid blue;">decision</span> . "	"equivalent" 0.98
$S_B$	Governor Rowland said his <span style="border: 1px solid blue;">decision</span> was " not <span style="border: 1px solid green;">based</span> on any one <span style="border: 1px solid red;">event</span> . "	
$S_{A4}$	My <span style="border: 1px solid blue;">based</span> today any <span style="border: 1px solid red;">event</span> on <span style="border: 1px solid green;">decision</span> one is not . "	"equivalent" 0.98
$S_B$	Governor Rowland said his <span style="border: 1px solid green;">decision</span> was " not <span style="border: 1px solid blue;">based</span> on any one <span style="border: 1px solid red;">event</span> . "	
$S_{A5}$	any My one today <span style="border: 1px solid blue;">based</span> on not <span style="border: 1px solid red;">decision</span> is <span style="border: 1px solid green;">event</span> . "	"equivalent" 0.98
$S_B$	Governor Rowland said his <span style="border: 1px solid red;">decision</span> was " not <span style="border: 1px solid blue;">based</span> on any one <span style="border: 1px solid green;">event</span> . "	
(b) <b>Example 2:</b> Groundtruth: "equivalent"		
$S_A$	They were being held Sunday in the Camden <span style="border: 1px solid green;">County</span> <span style="border: 1px solid blue;">Jail</span> on \$ <span style="border: 1px solid red;">100,000</span> bail .	"equivalent" 0.99
$S_B$	They remained in Camden <span style="border: 1px solid green;">County</span> <span style="border: 1px solid blue;">Jail</span> on Sunday on \$ <span style="border: 1px solid red;">100,000</span> bail .	
$S_{A1}$	being <span style="border: 1px solid green;">Sunday</span> \$ were Jail on <span style="border: 1px solid blue;">County</span> They Camden <span style="border: 1px solid red;">100,000</span> bail in held the .	"equivalent" 0.77
$S_B$	They remained in Camden <span style="border: 1px solid blue;">County</span> <span style="border: 1px solid green;">Jail</span> on <span style="border: 1px solid green;">Sunday</span> on \$ <span style="border: 1px solid red;">100,000</span> bail .	
$S_{A2}$	being <span style="border: 1px solid blue;">Sunday</span> They Camden held \$ on <span style="border: 1px solid green;">County</span> <span style="border: 1px solid red;">100,000</span> bail the in <span style="border: 1px solid blue;">Jail</span> were .	"equivalent" 0.71
$S_B$	They remained in Camden <span style="border: 1px solid green;">County</span> <span style="border: 1px solid blue;">Jail</span> on <span style="border: 1px solid green;">Sunday</span> on \$ <span style="border: 1px solid red;">100,000</span> bail .	
$S_{A3}$	\$ held They <span style="border: 1px solid green;">Sunday</span> Camden in were <span style="border: 1px solid red;">100,000</span> <span style="border: 1px solid blue;">Jail</span> bail on being County the .	"equivalent" 0.97
$S_B$	They remained in Camden <span style="border: 1px solid orange;">County</span> <span style="border: 1px solid blue;">Jail</span> on <span style="border: 1px solid green;">Sunday</span> on \$ <span style="border: 1px solid red;">100,000</span> bail .	
$S_{A4}$	<span style="border: 1px solid blue;">County</span> They held on Camden the bail Jail <span style="border: 1px solid green;">Sunday</span> <span style="border: 1px solid red;">100,000</span> in \$ were being .	"equivalent" 0.96
$S_B$	They remained in Camden <span style="border: 1px solid blue;">County</span> <span style="border: 1px solid blue;">Jail</span> on Sunday on \$ <span style="border: 1px solid red;">100,000</span> bail .	
$S_{A5}$	<span style="border: 1px solid orange;">Sunday</span> in being on Jail bail <span style="border: 1px solid blue;">County</span> held were Camden the They <span style="border: 1px solid red;">100,000</span> \$ .	"equivalent" 0.97
$S_B$	They remained in Camden <span style="border: 1px solid blue;">County</span> <span style="border: 1px solid blue;">Jail</span> on Sunday on \$ <span style="border: 1px solid red;">100,000</span> bail .	
(c) <b>Example 3:</b> Groundtruth: "not equivalent"		
$S_A$	<span style="border: 1px solid green;">SARS</span> has killed about 800 <span style="border: 1px solid blue;">people</span> and affected more than <span style="border: 1px solid red;">8400</span> since being detected in <span style="border: 1px solid blue;">China</span> in November .	"not equivalent" 0.51
$S_B$	<span style="border: 1px solid green;">SARS</span> has killed about 800 <span style="border: 1px solid blue;">people</span> and sickened more than <span style="border: 1px solid red;">8,400</span> worldwide , mostly in <span style="border: 1px solid blue;">Asia</span> .	
$S_{A1}$	since November in in killed than has about China 800 more and <span style="border: 1px solid blue;">people</span> detected affected <span style="border: 1px solid green;">SARS</span> <span style="border: 1px solid red;">8400</span> being .	"not equivalent" 0.92
$S_B$	<span style="border: 1px solid green;">SARS</span> has killed about 800 <span style="border: 1px solid blue;">people</span> and sickened more than <span style="border: 1px solid red;">8,400</span> worldwide , mostly in Asia .	
$S_{A2}$	about <span style="border: 1px solid red;">8400</span> in 800 and has more being affected detected than <span style="border: 1px solid blue;">people</span> since killed November China in <span style="border: 1px solid green;">SARS</span> .	"not equivalent" 0.93
$S_B$	<span style="border: 1px solid green;">SARS</span> has killed about 800 <span style="border: 1px solid blue;">people</span> and sickened more than <span style="border: 1px solid red;">8,400</span> worldwide , mostly in Asia .	
$S_{A3}$	<span style="border: 1px solid green;">SARS</span> <span style="border: 1px solid red;">8400</span> and killed in about detected November in being more than <span style="border: 1px solid blue;">800</span> since people has China affected .	"not equivalent" 0.94
$S_B$	<span style="border: 1px solid green;">SARS</span> has killed about <span style="border: 1px solid blue;">800</span> people and sickened more than <span style="border: 1px solid red;">8,400</span> worldwide , mostly in Asia .	
$S_{A4}$	China November more killed affected <span style="border: 1px solid green;">SARS</span> than about in being and <span style="border: 1px solid blue;">800</span> in <span style="border: 1px solid red;">8400</span> since has detected people .	"not equivalent" 0.94
$S_B$	<span style="border: 1px solid green;">SARS</span> has killed about <span style="border: 1px solid blue;">800</span> people and sickened more than <span style="border: 1px solid red;">8,400</span> worldwide , mostly in Asia .	
$S_{A5}$	China more <span style="border: 1px solid green;">SARS</span> <span style="border: 1px solid red;">8400</span> and than detected affected in since <span style="border: 1px solid blue;">800</span> November in has killed people being about .	"not equivalent" 0.91
$S_B$	<span style="border: 1px solid green;">SARS</span> has killed about <span style="border: 1px solid blue;">800</span> people and sickened more than <span style="border: 1px solid red;">8,400</span> worldwide , mostly in Asia .	

Figure A3: Each MRPC example contains a pair of sentences i.e.  $(S_A, S_B)$ . Here, we shuffled the words in the original sentence  $S_A$  five times to create five new sentences ( $S_{A1}$  to  $S_{A5}$ ) and fed them together with the original second sentence  $S_B$  to a RoBERTa-based classifier for predictions. Also, the classifier harnessed self-attention to detect the correspondence between similar words that appear in both sentences. That is, the top-3 pairs of words that were assigned the largest cross-sentence weights in a self-attention matrix (layer 0, head 7) are inside in the red, green, and blue rectangles.



LIME attributions (negative -1, neutral 0, positive +1)		Prediction / Confidence score
(a) <b>Example 1:</b> Groundtruth: “entailment”		
P	The abode of the Greek gods was on the summit of <span>Mount</span> <span>Olympus</span> , in <span>Thessaly</span> .	“entailment” 0.91
H	<span>Mount</span> <span>Olympus</span> is in <span>Thessaly</span> .	
P	The abode of the Greek gods was on the summit of <span>Mount</span> <span>Olympus</span> , in <span>Thessaly</span> .	“entailment” 0.86
H <sub>1</sub>	<span>Olympus</span> <span>Mount</span> in <span>Thessaly</span> is.	
P	The abode of the Greek gods was on the summit of <span>Mount</span> <span>Olympus</span> , in <span>Thessaly</span> .	“entailment” 0.75
H <sub>2</sub>	<span>Mount</span> <span>Thessaly</span> in <span>Olympus</span> is.	
P	The abode of the Greek gods was on the summit of <span>Mount</span> <span>Olympus</span> , in <span>Thessaly</span> .	“entailment” 0.87
H <sub>3</sub>	is <span>Thessaly</span> <span>Olympus</span> <span>Mount</span> in.	
P	The abode of the Greek gods was on the summit of <span>Mount</span> <span>Olympus</span> , in <span>Thessaly</span> .	“entailment” 0.84
H <sub>4</sub>	<span>Mount</span> in <span>Thessaly</span> <span>Olympus</span> is.	
P	The abode of the Greek gods was on the summit of <span>Mount</span> <span>Olympus</span> , in <span>Thessaly</span> .	“entailment” 0.81
H <sub>5</sub>	<span>Olympus</span> <span>Thessaly</span> <span>Mount</span> in is.	
(b) <b>Example 2:</b> Groundtruth: “entailment”		
P	About <span>33.5</span> million <span>people</span> live in this massive conurbation. I would guess that 95% of the 5,000 officially foreign-capital firms in Japan are based in <span>Tokyo</span> .	“entailment” 0.90
H	About <span>33.5</span> million <span>people</span> live in <span>Tokyo</span> .	
P	About <span>33.5</span> million <span>people</span> <span>live</span> in this massive conurbation. I would guess that 95% of the 5,000 officially foreign-capital firms in Japan are based in <span>Tokyo</span> .	“entailment” 0.79
H <sub>1</sub>	<span>people</span> in million <span>33.5</span> <span>live</span> <span>Tokyo</span> About.	
P	About <span>33.5</span> million <span>people</span> <span>live</span> in this massive conurbation. I would guess that 95% of the 5,000 officially foreign-capital firms in Japan are based in <span>Tokyo</span> .	“entailment” 0.80
H <sub>2</sub>	<span>33.5</span> in <span>people</span> About <span>live</span> <span>Tokyo</span> million.	
P	About <span>33.5</span> million <span>people</span> <span>live</span> in this massive conurbation. I would guess that 95% of the 5,000 officially foreign-capital firms in Japan are based in <span>Tokyo</span> .	“entailment” 0.89
H <sub>3</sub>	<span>Tokyo</span> <span>people</span> <span>live</span> About <span>33.5</span> million in.	
P	About <span>33.5</span> million <span>people</span> live in this massive conurbation. I would guess that 95% of the 5,000 officially foreign-capital firms in Japan are based in <span>Tokyo</span> .	“entailment” 0.87
H <sub>4</sub>	million <span>people</span> About live in <span>33.5</span> <span>Tokyo</span> .	
P	About <span>33.5</span> million <span>people</span> <span>live</span> in this massive conurbation. I would guess that 95% of the 5,000 officially foreign-capital firms in Japan are based in <span>Tokyo</span> .	“entailment” 0.88
H <sub>5</sub>	<span>people</span> <span>33.5</span> About <span>live</span> million <span>Tokyo</span> in.	
(c) <b>Example 3:</b> Groundtruth: “not entailment”		
P	Most commercial logwood is <span>grown</span> <span>in</span> <span>Honduras</span> .	“not entailment” 0.91
H	Plants are <span>grown</span> in water or in substances other than <span>soil</span> .	
P	Most commercial logwood is <span>grown</span> <span>in</span> <span>Honduras</span> .	“not entailment” 0.91
H <sub>1</sub>	are than in in water soil substances Plants other or <span>grown</span> .	
P	Most commercial logwood is <span>grown</span> <span>in</span> <span>Honduras</span> .	“not entailment” 0.88
H <sub>2</sub>	water in Plants are soil than in other <span>grown</span> substances <span>or</span> .	
P	Most commercial logwood is <span>grown</span> <span>in</span> <span>Honduras</span> .	“not entailment” 0.89
H <sub>3</sub>	soil other than water Plants <span>grown</span> or substances are in <span>in</span> .	
P	Most commercial logwood is <span>grown</span> <span>in</span> <span>Honduras</span> .	“not entailment” 0.90
H <sub>4</sub>	in water Plants soil or other than are <span>grown</span> in <span>substances</span> .	
P	Most commercial logwood is <span>grown</span> <span>in</span> <span>Honduras</span> .	“not entailment” 0.92
H <sub>5</sub>	<span>grown</span> substances are in in than other or Plants soil <span>water</span> .	

Figure A4: Each RTE example contains a pair of premises and hypotheses i.e. (P, H). We shuffled the words in the original hypothesis H five times to create five new hypotheses (H<sub>1</sub> to H<sub>5</sub>) and fed them together with the original premise (P) to a RoBERTa-based classifier for predictions. Also, the classifier harnessed self-attention to detect the correspondence between similar words that appear in both the premise and hypothesis. That is, the top-3 pairs of words that were assigned the largest premise-to-hypothesis weights in a self-attention matrix (layer 0, head 7) are inside in the red, green, and blue rectangles.

LIME attributions (negative -1, neutral 0, positive +1)		Prediction / Confidence score
(a) <b>Example 1:</b> Groundtruth: “entailment”		
Q	How old was Tesla when he became a citizen of the US?	“entailment” 1.00
A	On 30 July 1891, at the age of 35, Tesla became a naturalized citizen of the United States, and established his South Fifth Avenue laboratory, and later another at 46 E. Houston Street, in New York.	
Q <sub>1</sub>	a Tesla How became of old was the he when citizen US?	“entailment” 0.99
A	On 30 July 1891, at the age of 35, Tesla became a naturalized citizen of the United States, and established his South Fifth Avenue laboratory, and later another at 46 E. Houston Street, in New York.	
Q <sub>2</sub>	when Tesla was he citizen became the a of US How old?	“entailment” 1.00
A	On 30 July 1891, at the age of 35, Tesla became a naturalized citizen of the United States, and established his South Fifth Avenue laboratory, and later another at 46 E. Houston Street, in New York.	
Q <sub>3</sub>	old Tesla was became he How the citizen when of US a?	“entailment” 1.00
A	On 30 July 1891, at the age of 35, Tesla became a naturalized citizen of the United States, and established his South Fifth Avenue laboratory, and later another at 46 E. Houston Street, in New York.	
Q <sub>4</sub>	of citizen was How old the he became when Tesla US a?	“entailment” 1.00
A	On 30 July 1891, at the age of 35, Tesla became a naturalized citizen of the United States, and established his South Fifth Avenue laboratory, and later another at 46 E. Houston Street, in New York.	
Q <sub>5</sub>	citizen the of became old a he was How when US Tesla?	“entailment” 1.00
A	On 30 July 1891, at the age of 35, Tesla became a naturalized citizen of the United States, and established his South Fifth Avenue laboratory, and later another at 46 E. Houston Street, in New York.	
(b) <b>Example 2:</b> Groundtruth: “entailment”		
Q	What is a name for the different ways to instruct students?	“entailment” 1.00
A	Different ways to teach are often referred to as pedagogy.	
Q <sub>1</sub>	students the a name for What ways is different instruct to?	“entailment” 0.99
A	Different ways to teach are often referred to as pedagogy.	
Q <sub>2</sub>	for name ways the What a instruct students to is different?	“entailment” 0.98
A	Different ways to teach are often referred to as pedagogy.	
Q <sub>3</sub>	instruct students What ways a name is the for to different?	“entailment” 0.99
A	Different ways to teach are often referred to as pedagogy.	
Q <sub>4</sub>	the instruct to a is ways for different name students What?	“entailment” 0.98
A	Different ways to teach are often referred to as pedagogy.	
Q <sub>5</sub>	What name to ways for instruct students the different is a?	“entailment” 1.00
A	Different ways to teach are often referred to as pedagogy.	
(c) <b>Example 3:</b> Groundtruth: “not entailment”		
Q	When was Warsaw’s first stock exchange established?	“not entailment” 0.96
A	From 1991 until 2000, the stock exchange was, ironically, located in the building previously used as the headquarters of the Polish United Workers’ Party (PZPR).	
Q <sub>1</sub>	When exchange stock established was Warsaw’s first?	“not entailment” 0.99
A	From 1991 until 2000, the stock exchange was, ironically, located in the building previously used as the headquarters of the Polish United Workers’ Party (PZPR).	
Q <sub>2</sub>	stock established exchange When was first Warsaw’s?	“not entailment” 0.99
A	From 1991 until 2000, the stock exchange was, ironically, located in the building previously used as the headquarters of the Polish United Workers’ Party (PZPR).	
Q <sub>3</sub>	first exchange When was Warsaw’s established stock?	“not entailment” 0.99
A	From 1991 until 2000, the stock exchange was, ironically, located in the building previously used as the headquarters of the Polish United Workers’ Party (PZPR).	
Q <sub>4</sub>	exchange established first Warsaw’s was When stock?	“not entailment” 1.00
A	From 1991 until 2000, the stock exchange was, ironically, located in the building previously used as the headquarters of the Polish United Workers’ Party (PZPR).	
Q <sub>5</sub>	Warsaw’s was established exchange stock When first?	“not entailment” 0.98
A	From 1991 until 2000, the stock exchange was, ironically, located in the building previously used as the headquarters of the Polish United Workers’ Party (PZPR).	

Figure A5: Each QNLI example contains a pair of questions and answers i.e. (Q, A). We shuffled the words in the original question Q five times to create five new questions (Q<sub>1</sub> to Q<sub>5</sub>) and fed them together with the original answer to a RoBERT-based classifier for predictions. Also, the classifier harnessed self-attention to detect the correspondence between similar words that appear in both the question and answer. That is, the top-3 pairs of words that were assigned the largest question-to-answer weights in a self-attention matrix (layer 0, head 7) are inside in the red, green, and blue rectangles.

LIME attributions (negative -1, neutral 0, positive +1)		Prediction / Confidence score
(a) <b>Example 1:</b> Groundtruth: “duplicate”		
Q <sub>A</sub>	Can we expect time travel to become a reality?	“duplicate” 1.00
Q <sub>B</sub>	Is backward time travel possible?	
Q <sub>A1</sub>	reality time to a travel expect we become Can?	“duplicate” 1.00
Q <sub>B</sub>	Is backward time travel possible?	
Q <sub>A2</sub>	time expect reality a become to travel Can we?	“duplicate” 1.00
Q <sub>B</sub>	Is backward time travel possible?	
Q <sub>A3</sub>	Can time a become travel expect reality to we?	“duplicate” 1.00
Q <sub>B</sub>	Is backward time travel possible?	
Q <sub>A4</sub>	reality Can to become we travel time expect a?	“duplicate” 1.00
Q <sub>B</sub>	Is backward time travel possible?	
Q <sub>A5</sub>	time expect a we become reality to travel Can?	“duplicate” 1.00
Q <sub>B</sub>	Is backward time travel possible?	
(b) <b>Example 2:</b> Groundtruth: “duplicate”		
Q <sub>A</sub>	What are the different ways to earn money by working in India?	“duplicate” 0.91
Q <sub>B</sub>	What are the different ways to earn money in India?	
Q <sub>A1</sub>	earn What by the in money to are India working ways different?	“duplicate” 0.93
Q <sub>B</sub>	What are the different ways to earn money in India?	
Q <sub>A2</sub>	working different earn What ways India in to are the by money?	“duplicate” 0.94
Q <sub>B</sub>	What are the different ways to earn money in India?	
Q <sub>A3</sub>	money by working India the are in What ways earn to different?	“duplicate” 0.99
Q <sub>B</sub>	What are the different ways to earn money in India?	
Q <sub>A4</sub>	to India are What by different ways earn the working money in?	“duplicate” 0.98
Q <sub>B</sub>	What are the different ways to earn money in India?	
Q <sub>A5</sub>	are by money ways What working earn to India different in the?	“duplicate” 0.99
Q <sub>B</sub>	What are the different ways to earn money in India?	
(c) <b>Example 3:</b> Groundtruth: “not duplicate”		
Q <sub>A</sub>	Is one a prime number?	“not duplicate” 1.00
Q <sub>B</sub>	Is zero a prime number?	
Q <sub>A1</sub>	a prime number Is one?	“not duplicate” 1.00
Q <sub>B</sub>	Is zero a prime number?	
Q <sub>A2</sub>	prime one number a Is?	“not duplicate” 1.00
Q <sub>B</sub>	Is zero a prime number?	
Q <sub>A3</sub>	one number prime Is a?	“not duplicate” 1.00
Q <sub>B</sub>	Is zero a prime number?	
Q <sub>A4</sub>	one a number Is prime?	“not duplicate” 1.00
Q <sub>B</sub>	Is zero a prime number?	
Q <sub>A5</sub>	Is a one number prime?	“not duplicate” 1.00
Q <sub>B</sub>	Is zero a prime number?	

Figure A6: Each QQP example contains a pair of sentences i.e. (Q<sub>A</sub>, Q<sub>B</sub>). Here, we shuffled the words in the original question Q<sub>A</sub> five times to create five new questions (Q<sub>A1</sub> to Q<sub>A5</sub>) and fed them together with the original second question Q<sub>B</sub> to a RoBERTa-based classifier for predictions. Also, the classifier harnessed self-attention to detect the correspondence between similar words that appear in both questions. That is, the top-3 pairs of words that were assigned the largest cross-sentence weights in a self-attention matrix (layer 0, head 7) are inside in the red, green, and blue rectangles.

Dictionary	Opinion Lexicon (Hu and Liu, 2004)		SentiWords (Gatti et al., 2015)	
	(a) RoBERTa	(b) ALBERT	(c) RoBERTa	(d) ALBERT
Total examples in subset 0/5 ("positive" / "negative")	523 (278 / 245)	506 (228 / 278)	523 (278 / 245)	506 (228 / 278)
Not found in dictionary	223 / 523 (42.64%)	217 / 506 (42.89%)	110 / 523 (21.03%)	104 / 506 (20.55%)
Found in dictionary	300 / 523 (57.36%)	289 / 506 (57.11%)	413 / 523 (78.97%)	402 / 506 (79.45%)
P ( "positive" sentence   positive top-1 word )	174 / 174 (100.00%)	143 / 144 (99.31%)	222 / 258 (86.05%)	186 / 215 (86.51%)
P ( "negative" sentence   negative top-1 word )	119 / 126 (94.44%)	136 / 145 (93.79%)	145 / 155 (93.55%)	177 / 187 (94.65%)

Table A6: If the top-1 most important word in an SST-2 0/5 example has a positive meaning, then there is a **100% chance (a) that the sentence is labeled "positive" in SST-2**. Similarly, the probability of a sentence being labeled "negative" is 94.44% (b) given a negative most important word (by LIME Ribeiro et al. 2016).

Row 1: The number of examples in the subset 0/5 in each SST-2 class.

Row 2: The number of examples whose the top-1 salient word is not found in the dictionary.

Row 3: The number of examples whose the top-1 salient word is found in the dictionary.

Row 4: The probability that the sentence has a groundtruth label of "positive" in SST-2 given that its top-1 word has a positive meaning (as defined in dictionary).

Row 5: The probability that the sentence has a groundtruth label of "negative" in SST-2 given that its top-1 word has a negative meaning (as defined in dictionary).

Synthetic Task	Train Set	Dev Set
RTE	98.23	95.11
QQP	99.26	97.47
MRPC	98.08	94.48
SST-2	98.81	93.16
QNLI	99.39	96.05
SQuAD 2.0	99.13	95.95

Table A7: The accuracy (%) of RoBERTa classifiers, finetuned from the pretrained RoBERTa on each synthetic, single-sentence, binary-classification task. The synthetic training & dev sets for each task include both the original sentences labeled "real" and their shuffled versions labeled "fake" (at a 50/50 ratio).

Total edit-Distance	(a) Shuffled dev-s pairs		(b) Shuffled and Original pairs	
	# Examples	%	# Examples	%
$\leq 0$	749	42.17	392	24.65
$\leq 1$	1,253	70.55	1,071	67.36
$\leq 2$	1,440	81.08	1,283	80.69
$\leq 3$	1,543	86.88	1,391	87.48
$\leq 4$	<b>1,590</b>	<b>89.53</b>	<b>1,453</b>	<b>91.38</b>
$\leq 15$	1,776	100.00	1,574	98.99
Total	1,776	100.00	1,590	100.00

Table A8: The number of QNLI examples where we found  $\geq$  one self-attention matrix that the most strongly attends to three pairs of *duplicate* words when given the shuffled examples i.e. pairs of (shuffled question, real answer) (a) or when given both the shuffled and original examples (b). In other words, **the numbers in (b) denote the number of examples where (1) there exist  $\geq 3$  words, regardless of its word order, in the question that can be found in the accompanying real answer; and (2) these correspondences are captured by at least one self-attention matrix**. The total edit-distance for all 3 pairs of words are less than  $N$  where  $N = \{0, 1, 2, 3, 4, 15\}$ .