

Improving Zero-Shot Translation by Disentangling Positional Information

Danni Liu¹, Jan Niehues¹, James Cross², Francisco Guzmán², Xian Li²

¹Department of Data Science and Knowledge Engineering, Maastricht University

²Facebook AI

{danni.liu, jan.niehues}@maastrichtuniversity.nl

{jcross, fguzman, xianl}@fb.com

Abstract

Multilingual neural machine translation has shown the capability of directly translating between language pairs unseen in training, i.e. zero-shot translation. Despite being conceptually attractive, it often suffers from low output quality. The difficulty of generalizing to new translation directions suggests the model representations are highly specific to those language pairs seen in training. We demonstrate that a main factor causing the language-specific representations is the positional correspondence to input tokens. We show that this can be easily alleviated by removing residual connections in an encoder layer. With this modification, we gain up to 18.5 BLEU points on zero-shot translation while retaining quality on supervised directions. The improvements are particularly prominent between related languages, where our proposed model outperforms pivot-based translation. Moreover, our approach allows easy integration of new languages, which substantially expands translation coverage. By thorough inspections of the hidden layer outputs, we show that our approach indeed leads to more language-independent representations.

1 Introduction

Multilingual neural machine translation (NMT) system encapsulates several translation directions in a single model (Firat et al., 2017; Johnson et al., 2017). The multilingual systems have been shown to be capable of directly translating between language pairs unseen in training (Johnson et al., 2017; Ha et al., 2016). Zero-shot translation as such is attractive both practically and theoretically. Compared to pivoting via an intermediate language, the direct translation halves inference-time computation and circumvents error propagation. Considering data collection, zero-shot translation does not require parallel data for a potentially quadratic number of language pairs, which is sometimes impractical especially between low-resource languages.

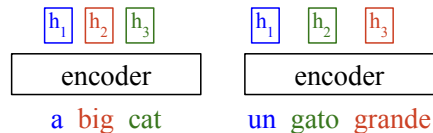


Figure 1: An example of language-specific encoder outputs as a results of the strong positional correspondence to input tokens (even assuming the word embeddings are cross-lingually mapped).

Using less supervised data in turn reduces training time. From a modeling perspective, zero-shot translation calls for language-agnostic representations, which are likely more robust and can benefit low-resource translation directions.

Despite the potential benefits, achieving high-quality zero-shot translation is a challenging task. Standard systems tend to generate poor outputs, sometimes in an incorrect target language (Ariavazhagan et al., 2019; Zhang et al., 2020a; Rios et al., 2020). Prior work has shown that the model captures spurious correlations between language pairs with supervised data (Gu et al., 2019). During training, the model only learns to encode the inputs in a form that facilitates translating the supervised directions. The decoder, when prompted for zero-shot translation to a different target language, has to handle inputs distributed differently from what was seen in training, which inevitably degrades performance. Ideally, the decoder could translate into any target language it was trained on given an encoded representation independent of input languages. In practice, however, achieving a language-agnostic encoder is not straightforward.

In a typical Transformer encoder (Vaswani et al., 2017), the output has a strong positional correspondence to input tokens. For example in the English sentence in Figure 1, encoder outputs $h_{1,2,3}$ correspond to “a”, “big”, “cat” respectively. While this property is essential for tasks such as sequence tagging, it hinders the creation of language-

independent representations. Even assuming that the input embeddings were fully mapped on a lexical level (e.g. “cat” and “gato” have the same embedding vector), the resulting encoder outputs are still language-specific due to the word order differences. In this light, we propose to relax this structural constraint and offer the model some freedom of word reordering in the encoder already. Our contributions are as follow:

- We show that the positional correspondence to input tokens hinders zero-shot translation. We achieve considerable gains on zero-shot translation quality by only removing residual connections once in a middle encoder layer.
- Our proposed model allows easy integration of new languages, which enables zero-shot translation between the new language and all other languages previously trained on.
- Based on a detailed analysis of the model’s intermediate outputs, we show that our approach creates more language-independent representations both on the token and sentence level.

2 Disentangling Positional Information

Zero-shot inference relies on a model’s generalizability to conditions unseen in training. In the context of zero-shot translation, the input should ideally be encoded into an language-agnostic representation, based on which the decoder can translate into any target language required, similar to the notion of an interlingua. Nevertheless, the ideal of “any input language, same representation” cannot be easily fulfilled with a standard encoder, as we have shown in the motivating example in Figure 1.

We observe that the encoder output has a positional correspondence to input tokens. Formally, given input token embeddings $(\mathbf{x}_1, \dots, \mathbf{x}_n)$, in the encoder output $(\mathbf{h}_1, \dots, \mathbf{h}_n)$, the i -th hidden state \mathbf{h}_i mostly contains information about \mathbf{x}_i . While this structure is prevalent and is indeed necessary in many tasks such as contextual embedding and sequence tagging, it is less suitable when considering language-agnostic representations. As a sentence in different languages are likely of varying lengths and word orders, the same semantic meaning will get encoded into different hidden state sequences.

There are two potential causes of this positional correspondence: residual connections and encoder self-attention alignment. We further hypothesize

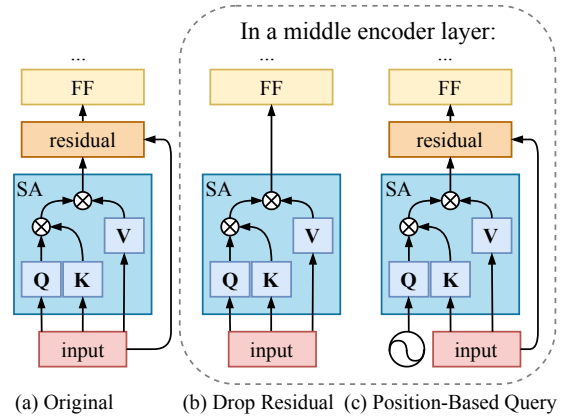


Figure 2: Illustrations of the our proposed modifications to an original encoder layer: dropping residual connections once (§2.1); making attention query based on position encoding (§2.2). Before each self-attention (SA) and feed forward (FF) layer we apply layer normalization, which is not visualized here for brevity.

that, by modifying these two components accordingly, we can alleviate the positional correspondence. Specifically, we set one encoder layer free from these constraints, so that it could create its own output ordering instead of always following a one-to-one mapping with its input.

2.1 Modifying Residual Connections

In the original Transformer architecture from Vaswani et al. (2017), residual connections (He et al., 2016) are applied in every layer, for both the multihead attention and the feed-forward layer. By adding the input embeddings to the layer outputs, the residual connections are devised to facilitate gradient flow to bottom layers of the network. However, since the residual connections are present throughout all layers, they strictly impose a one-to-one alignment between the inputs and outputs. For the encoder, this causes the outputs to be positionally corresponding to the input tokens.

We propose to relax this condition, such that the encoder outputs becomes less position- and hence language-specific. Meanwhile, to minimize the impact on the model architecture and ensure gradient flow, we limit this change to only one encoder layer, and only its multihead attention layer. Figure 2(b) gives a visualization of this change in comparison to the original encoder in Figure 2(a).

2.2 Position-Based Self-Attention Query

Besides the residual connections, another potential reason for the positional correspondence is

the encoder self-attention alignment. Via the self-attention transform, each position is a weighted sum from all input positions. While the weights theoretically can distribute over all input positions, they are often concentrated locally, particularly with output position i focusing on input position i . Previous works on various sequence tasks (Yang et al., 2020; Zhang et al., 2020b) have shown heavy weights on the diagonal of the encoder self-attention matrices.

In this light, the motivation of our method starts with the formation of the self-attention weight matrix: $\text{score}(\mathbf{Q}, \mathbf{K}) = \mathbf{Q}\mathbf{K}^T$, where \mathbf{Q} and \mathbf{K} are the query and key matrices. This $n \times n$ matrix encapsulates dot product at each position against all n positions. Since the dot product is used as a similarity measure, we hypothesize that when \mathbf{Q} and \mathbf{K} are similar, the matrix will have heavy weights on the diagonal, thereby causing the positional correspondence. Indeed, \mathbf{Q} and \mathbf{K} are likely similar since they are projections from the same input. We propose to reduce this similarity by changing the projection basis of the query matrix. To avoid possible interaction with positional information retained in \mathbf{K} , the wave length here differs from what is added on encoder input embeddings. Figure 2(c) contrasts this modification with the original model.

3 Experimental Setup

Our experiments cover high- and low-resource languages and different data conditions. We choose an English-centered setup, where we train on $X \leftrightarrow en$ parallel data, and test the zero-shot translation between all non-English languages. This scenario is particularly difficult for zero-shot translation, as half of the target-side training data is in English. Indeed, recent works (Fan et al., 2020; Rios et al., 2020) have outlined downsides of the English-centered configuration. However, intrigued by the potential of covering N^2 translation directions by training on $2N$ directions, we still explore this case.

3.1 Datasets

Our datasets originate from three sources: IWSLT 2017 (Cettolo et al., 2017), Europarl v7 (Koehn, 2005), and PMIndia (Haddow and Kirefu, 2020). The IWSLT and Europarl data are taken from the MMCR4NLP corpus (Dabre and Kurohashi, 2017). An overview of the datasets is in Table 1.

To investigate the role of training data diversity, we construct two conditions for Europarl, where

one is fully multiway aligned, and the other has no multiway alignment at all. Both are subsets of the full dataset with 1M parallel sentences per direction. Moreover, we study the challenging case of PMIndia with little training data, distinct writing systems, and a large number of agglutinate languages that are specially difficult to translate into. Table 2 outlines the languages in our experiments.

Dataset	$X \leftrightarrow en$	# zero-shot directions	# sent. per direction
IWSLT	{it, nl, ro}	6	145K
PMIndia	{bn, gu, hi, ml, mr, kn, or, te, pa}	72	26-53K
Europarl:			
w/o overlap	{da, de, es, fi, fr, it, nl, pt}	56	119K
multiway			119K
full			1M

Table 1: Overview of the datasets.

Code	Name	Family	Script
it	Italian	Romance	
nl	Dutch	Germanic	
ro	Romanian	Romance	
da	Italian	Romance	
de	German	Germanic	Latin
es	Spanish	Romance	
fi	Finnish	Uralic	
fr	French	Romance	
pt	Portuguese	Romance	
bn	Bengali	Indo-Aryan	Bengali
gu	Gujarati	Indo-Aryan	Gujarati
hi	Hindi	Indo-Aryan	Devanagari
kn	Kannada	Dravidian	Kannada
ml	Malayalam	Dravidian	Malayalam
mr	Marathi	Indo-Aryan	Devanagari
or	Odia	Indo-Aryan	Odia
pa	Punjabi	Indo-Aryan	Gurmukhi
te	Telugu	Dravidian	Telugu

Table 2: Overview of the languages in our experiments.

3.2 Model Details and Baselines

Training Details By default we use Transformer (Vaswani et al., 2017) with 5 encoder and decoder layers. For the Europarl datasets with more training data, we enlarge the model to 8 encoder and decoder layers. To control the output language, we use a target-language-specific BOS token as well as language embeddings concatenated with decoder inputs, similar to Pham et al. (2019).

We use 8 attention heads, embedding size of 512, inner size of 2048, dropout rate of 0.2, label

smoothing rate of 0.1 with the learning rate schedule from Vaswani et al. (2017) and 8,000 warmup steps. Moreover, we include variational dropout (Gal and Ghahramani, 2016) as a comparison since it was used in a previous work on zero-shot translation (Pham et al., 2019) instead of the standard element-wise dropout. With variational dropout, all timesteps in a layer output share the same mask. This differs from the standard dropout, where each element in each timestep is dropped according to the same dropout rate. We hypothesize that this technique helps reduce the positional correspondence with input tokens by preventing the model from relying on specific word orders.

We train for 64 epochs and ensemble the 5 best checkpoints by dev loss. By default, we only use the supervised translation directions in the dev set. The only exception is the Europarl-full case, where we also include the zero-shot directions in dev set for early stopping.

Proposed Models As motivated in Section 2, we modify the residual connections and the self-attention layer in a middle encoder layer. Specifically, we choose the 3-rd and 5-th layer of the 5- and 8-layer models respectively. We use “Residual” to indicate residual removal and “Query” the position-based attention query. For the projection basis of the attention query, we use positional encoding with wave length 100.

Zero-Shot vs. Pivoting We compare the zero-shot translation performance with pivoting, i.e. directly translating the unseen direction $X \rightarrow Y$ vs. using English as an intermediate step, as in $X \rightarrow \text{English} \rightarrow Y$. The pivoting is done by the baseline multilingual model, which we expect to have similar performance to separately trained bilingual models. For a fair comparison, in the Europarl-full case, pivoting is done by a baseline model trained till convergence with only supervised dev data rather than the early-stopped one.

3.3 Preprocessing and Evaluation

For the languages with Latin script, we first apply the Moses tokenizer and truecaser, and then learn byte pair encoding (BPE) using subword-nmt (Sennrich et al., 2016). For the Indian languages, we use the IndicNLP library¹ and SentencePiece (Kudo and Richardson, 2018) for tokenization and

¹https://github.com/anoopkunchukuttan/indic_nlp_library

BPE respectively. We choose 40K merge operations and only use tokens with minimum frequency of 50 in the training set. For IWSLT, we use the official tst2017 set. For PMIndia, as the corpus does not come with dev and test sets, we partition the dataset ourselves by taking a multiway subset of all languages², resulting in $\sim 1,600$ sentences in the dev and test set each. For Europarl, we use the test sets in the MMCR4NLP corpus (Dabre and Kurohashi, 2017). The outputs are evaluated by sacreBLEU³ (Post, 2018).

3.4 Adaptation Procedure

To simulate the realistic case of later adding a new language, we learn a new BPE model for the new language and keep the previous model unchanged. Due to the increased number of unique tokens, the vocabulary of the previously-trained model is expanded. In this case, for the model weights related to the word lookup table size, we initialize them as the average of existing embedding perturbed by random noise.

4 Results

Our approach substantially improves zero-shot translation quality, as summarized in Table 3. The first observation is that modification in residual connections is essential for zero-shot performance⁵. We gain 6.9 and up to 18.5 BLEU points over the baseline on IWSLT and Europarl (Row 1 to 4) respectively. When inspecting the model outputs, we see that the baseline often generates off-target translation in English, in line with observations from prior works (Arivazhagan et al., 2019; Zhang et al., 2020a). Our proposed models are not only consistent in generating the required target languages in zero-shot conditions, but also show competitive performance to pivoting via English. The effects are particularly prominent between related languages. As shown in Table 4, on Europarl, zero-shot outperforms the pivoting when translating between languages from the same families. This is an attractive property especially when the computation resource is limited at inference time.

²excluding Assamese (as), Maithili (mni), Urdu (ur), which has too little data

³We use BLEU+case.mixed+numrefs.1+smooth.exp+tok.13a+version.1.4.12 by default. On PMIndia, we use the SPM tokenizer (tok.spm instead of tok.13a) for better tokenization of the Indian languages.

⁵We also experimented with removing the residual in more layers, but observed negative impact on model convergence.

Dataset		Supervised Directions			Zero-Shot Directions			
		Baseline	Residual	+Query	Pivot	Baseline	Residual	+Query
(1)	IWSLT	29.8	29.4	29.4	19.1	10.8	17.7 (+6.9)	17.8
(2)	Europarl multiway	34.2	33.9	33.1	25.9	11.3	26.1 (+14.8)	25.1
(3)	Europarl w/o overlap	35.6	35.4	34.9	27.1	8.2	26.7 (+18.5)	25.8
(4)	Europarl full	35.4	36.4	35.9	28.4	17.5	27.5 (+10.0)	26.5
(5)	PMIndia	30.4	29.9	29.2	22.1	0.8	2.3 (+1.5)	1.1

Table 3: BLEU⁴ scores on supervised and zero-shot directions. On IWSLT and Europarl (Row (1)-(4)), removing residual connections once substantially improves zero-shot translation while retaining performance on supervised directions. On PMIndia (Row 5), our approach can be improved further by additional regularization (Table 5).

Dataset	Family	Baseline	Pivot	Residual
Europarl multiway	Germanic Romance	6.9 10.2	25.9 32.8	26.2 (+0.3) 33.1 (+0.3)
Europarl w/o overlap	Germanic Romance	11.8 13.5	24.8 31.0	25.5 (+0.7) 32.3 (+1.3)

Table 4: Zero-shot BLEU scores between languages of the same families on Europarl multiway and non-overlap (Row (2) and (3) from Table 3). Our approach outperforms pivoting via English.

In the very challenging case of PMIndia (Row 5), while removing residual does improve the zero-shot performance, the score of 2.3 indicates that the outputs are still far from being useful. Nonetheless, we are able to remedy this by further regularization as we will present in Subsection 4.1.

Contrary to the large gains by removing residual connections, the attention query modification is not effective when combined with residual removal. This suggests that the primary source of position-specific representation is the residual connections.

Moreover, by contrasting Row 2 and 3 of Table 3, we show the effect of training data diversity. In real-life, the parallel data from different language pairs are often to some degree multiway. Multiway data could provide an implicit bridging that facilitates zero-shot translation. With non-overlapping data, gains can come from training with a larger variety of sentences. Given these two opposing hypotheses, our results suggest that the diverse training data is more important for both supervised and zero-shot performance. With non-overlapping data, we first observe improved supervised translation performance by around 1.5 points for all three model configurations (Baseline, Residual, Residual+Query). Meanwhile, the zero-shot score also

increases from 26.1 to 26.7 points with our model (Residual). The baseline, on the contrary, loses from 11.3 to 8.2 points. This suggests that our model can better utilize the diverse training data than the baseline under zero-shot conditions.

4.1 Effect of Additional Regularization

In Subsection 3.2, we hypothesized that variational dropout helps reduce position-specific representation. Table 5 shows the outcome of replacing the standard dropout by this technique. First, variational dropout also improves zero-shot performance over the baseline, yet not as strongly as residual removal. On IWSLT and Europarl, there is no additive gain by combining both techniques. On PMIndia, however, combining our model and variational dropout is essential for achieving reasonable zero-shot performance, as shown by the increase from 2.4 to 14.3 points. Why is the picture different on PMIndia? We identify two potential reasons: 1) the low lexical overlap⁶ among the languages (8 different scripts in the 9 Indian languages); 2) the extreme low-resource condition (30K sentences per translation direction on average).

To understand this phenomenon, we create an artificial setup based on IWSLT with 1) no lexical overlap by appending a language tag before each token; 2) extremely low-resource by taking a subset of 30K sentences per translation direction. The scores in Table 6 show the increasing benefit of variational dropout given very low amount of training data and shared lexicon. These results can be interpreted through the lens of generalizable representations. With both low data and low lexical overlap, the model tends to represent its input in a highly language-specific way, thereby hurting zero-shot performance.

⁵Due to the large number of languages, we report the BLEU scores averaged over all directions here, and refer the readers to the appendix for detailed results.

⁶We also tried mapping the 9 Indian languages into the Devanagari script, but got worse zero-shot performance than using the original scripts.

Dataset	Zero-Shot Directions			
	Baseline	+vardrop	Residual	+vardrop
IWSLT	10.8	14.9	17.7	17.7
Europarl	8.2	25.1	26.7	26.4
PMIndia	0.8	2.3	2.4	14.3

Table 5: Zero-shot BLEU scores by variational dropout (“+vardrop”) on IWSLT, Europarl non-overlap, and PMIndia. On the first two datasets, combining residual removal and variational dropout has no synergy. On PMIndia with little data and low lexical overlap, the combination of the two is essential.

Condition	Residual	+ vardrop
(1) Normal	17.7	17.7 (+0.0)
(2) (1)+little data	11.9	12.9 (+1.0)
(3) (2)+no lexical overlap	9.7	12.2 (+2.5)

Table 6: Zero-shot BLEU scores of on a subset of IWSLT artificially constructed with little training data and no shared lexicon. The benefit of regularizing by variational dropout becomes prominent as the amount of training data and shared lexicon decreases.

4.2 Adaptation to Unseen Language

So far our model has shown promising zero-shot performance. Here we extend the challenge of zero-shot translation by integrating a new language. Specifically, we finetune a trained English-centered many-to-many system with a new language using a small amount of $X_{\text{new}} \leftrightarrow \text{English}$ parallel data. At test time, we perform zero-shot translation between X_{new} and all non-English languages previously involved in training. This practically simulates the scenario of later acquiring parallel data between a low-resource language and the central bridging language in an existing system. After finetuning with the new data, we can potentially increase translation coverage by $2N$ directions, with N being the number of languages originally in training.

We finetune a trained system for IWSLT (Row 1 in Table 3) with a small amount of $\text{de} \leftrightarrow \text{en}$ data. To mirror a realistic low-resource scenario, the new data amount is kept at 10% that of each original translation direction (14K in this case). When finetuning we still include the original $X_{\text{old}} \leftrightarrow \text{en}$ training data, as otherwise the model would heavily overfit on the small amount of new data. This procedure is relatively lightweight, since the model has already converged on the original training data.

As shown in Table 7, our model outperforms the baseline on zero-shot translation, especially when translating from the new language ($X_{\text{new}} \rightarrow$).

When inspecting the outputs, we see the baseline often generates off-target outputs in English, resulting in the poor score of 1.8. We hypothesize that the baseline overfits more on the supervised direction ($X_{\text{new}} \rightarrow \text{en}$), as evidenced by the higher score of 18.5. In contrast, our proposed model is less susceptible to this problem, and achieves consistently stronger zero-shot performance.

	Supervised		Zero-Shot	
	Baseline	Residual	Baseline	Residual
$X_{\text{new}} \rightarrow$	18.5	17.3	1.8	6.7
$\rightarrow X_{\text{new}}$	13.6	13.4	8.3	10.7

Table 7: Effects of adaptation to new language ($\text{de} \leftrightarrow \text{en}$) on IWSLT. Zero-shot translation directions are $\text{de} \leftrightarrow \{\text{it}, \text{nl}, \text{ro}\}$. Our approach has significantly stronger zero-shot performance. The baseline specially struggles with zero-shot translation from the new language ($X_{\text{new}} \rightarrow$) and generates off-target outputs in English.

5 Discussion and Analysis

To see beyond BLEU scores, we first analyze how much position- and language-specific information is retained in the model hidden representations, and then study under what circumstances zero-shot translation tends to outperform pivoting.

5.1 Inspecting Positional Correspondence

To validate whether the improvements in zero-shot performance indeed stem from less positional correspondence to input tokens, we assess the difficulty of recovering input positional information before and after our proposed method. Specifically, we train a classifier to predict the input token ID’s (which word it is) or position ID’s (the word’s absolute position in a sentence) based on encoder outputs. The classifier operates on each timestep and uses a linear projection from the embedding dimension to the number of classes, i.e. number of unique tokens or number of maximum timesteps. Table 8 compares the classification accuracy of the baseline and our model. First, the baseline encoder output has an exact 1:1 correspondence to the input tokens, as evidenced by the nearly perfect accuracy when recovering token ID’s. This task becomes much more difficult with our model. We see a similar picture when recovering the position ID’s.

We also try to recover the position ID’s based on the outputs from each layer. As shown in Figure 3, the accuracy drops sharply at the third layer,

Dataset	Model	Token ID	Position ID
IWSLT	Baseline	99.9%	93.3%
	Residual	48.5%	51.4%
Europarl non-overlap	Baseline	99.5%	85.1%
	Residual	71.6%	22.5%
PMIndia	Baseline	99.6%	90.1%
	Residual	63.3%	26.9%

Table 8: Accuracy of classifiers trained to recover input positional information (**token ID** or **position ID**) based on encoder outputs. Lower values indicate higher difficulty of recovering the information, and therefore less positional correspondence to the input tokens.

where the residual connection is removed. This shows that the devised transition point at a middle encoder layer is effective.

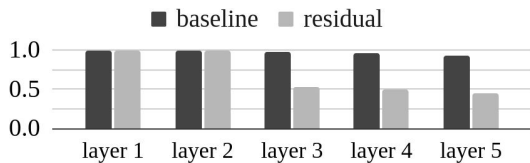


Figure 3: The accuracy of recovering position ID based on each layer’s output on IWSLT. Classification becomes difficult after the 3rd encoder layer, which has the residual connections removed.

5.2 Inspecting Language Independence

To test whether our model leads to more language-independent representations, we assess the similarity of encoder outputs on the sentence and token level using two methods:

SVCCA The singular vector canonical correlation analysis (SVCCA; [Raghu et al., 2017](#)) measures similarity of neural network outputs, and has been used to measure representational similarity in NMT ([Kudugunta et al., 2019](#)). As the method operates on fixed-size inputs, we meanpool encoder outputs and measure similarity on a sentence level.

Language Classification Accuracy Since more similar representations are more difficult to distinguish, poor performance of a language classifier indicates high similarity. Based on a trained model, we learn a token-level linear projection from the encoder outputs to the number of classes (languages).

Findings In Table 9, we see that our model consistently achieves higher SVCCA scores and lower classification accuracy than the baseline, indicating more language-independent representations. To

pinpoint the source of this observation, we compare the SVCCA scores of after each encoder layer, as shown in Figure 4. Confirming our hypotheses, the model outputs are much more similar after the transition layer, as shown by the sharp increase at layer 3 in Figure 4b. This contrasts the baseline in Figure 4a, where similarity increases nearly linearly.

Given the above findings and previous analyses in Subsection 5.1, we conclude that our devised changes in an encoder middle layer allows higher cross-lingual generalizability in top layers while retaining the language-specific bottom layers.

Dataset	Model	SVCCA Score	Accuracy
		↑	↓
IWSLT	Baseline	0.682	95.9%
	Residual	0.703	87.6%
Europarl non-overlap	Baseline	0.652	87.0%
	Residual	0.680	69.9%
PMIndia	Baseline	0.621	74.1%
	Residual	0.650	62.0%

Table 9: Average pairwise similarity of encoder outputs for between all languages in each dataset. Higher SVCCA scores and lower classification accuracy indicate higher similarity. We note that here the SVCCA score between random vectors is around 0.57.

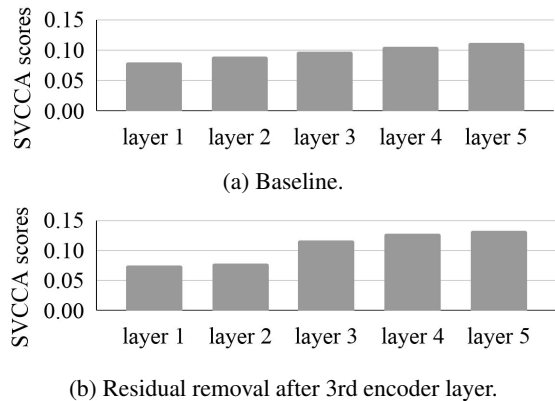


Figure 4: Average SVCCA scores after each encoder layer between all language pairs in IWSLT ({it, nl, ro, en}). Scores are reported additive to scores between random vectors. Similarity significantly increases after the 3rd layer where we apply residual removal.

5.3 Understanding the Zero-Shot Gain Between Related Languages

In Subsection 4 we have shown that between related languages zero-shot translation surpasses pivoting performance. Here we manually inspect some pivoting translation outputs (nl→en→de) and compare them to zero-shot outputs (de→en). In general,

we observe that the translations without pivoting are much more similar to the original sentences. For instance in Table 4, when pivoting, the Dutch sentence “*geven het voorbeeld* (give the example)” is first translated to “set the example”, then to “*setzen das Beispiel* (set the example)” in German, which is incorrect as the verb “*setzen* (set)” cannot go together with the noun “*Beispiel* (example)”. The zero-shot outputs, on the other hand, directly translates “*geven* (give; Dutch)” to “*geben* (give; German)”, resulting in a more natural pairing with “*Beispiel* (example)”. With this example, we intend to showcase the potential of bypassing the pivoting step and better exploiting language similarity.

Input (nl)	... geven in dit verband het verkeerde voorbeeld, maar anderen helaas ook.
Pivot-in (nl→en)	... are setting the wrong example here, but others are unfortunately also.
Pivot-out (en→de)	... setzen hier das falsche Beispiel ein, andere sind leider auch.
Zero-shot (nl→de)	... geben in diesem Zusammenhang das falsche Beispiel, aber leider auch andere.

Table 10: An example of pivoting (nl→en→de) vs zero-shot (nl→de). Pivoting via English leads to the incorrect verb-noun pairing of “*setzen das Beispiel* (set the example)” in German, while zero-shot output utilizes language similarity to get higher output quality.

6 Related Work

Initial works on multilingual translation systems already showed some zero-shot capability (Johnson et al., 2017; Ha et al., 2016). Afterwards, several works observed improved zero-shot translation performance by controlling or learning the level of parameter sharing between languages (Lu et al., 2018; Platanios et al., 2018). Recently, models with full parameter sharing have gained popularity, with massive multilingual systems showing encouraging results (Aharoni et al., 2019; Zhang et al., 2020a; Fan et al., 2020). Despite advantages such as compactness and ease of deployment, the tightly-coupled model components also lead to new challenges. One question is how to achieve language-agnostic representations at a suitable abstraction level. One approach is to introduce auxiliary training objectives to encourage similarity between the representations of different languages (Arivazhagan et al., 2019; Pham et al., 2019). In this work, we took a different perspective: Instead of introducing additional objectives, we relax some

of the pre-defined structure to facilitate language-independent representations.

Another line of work on improving zero-shot translation utilizes monolingual pretraining (Gu et al., 2019; Ji et al., 2020) or synthetic data for the zero-shot directions by generated by backtranslation (Gu et al., 2019; Zhang et al., 2020a). With both approaches, the zero-shot directions must be known upfront in order to train on the corresponding languages. In comparison, our adaptation procedure offers more flexibility, as the first training step remains unchanged regardless of which new language is later finetuned on. This could be more suited to the practical scenario of later acquiring data for the new language. This work is also related to adaptation to new languages. Previous work mostly focused on adapting to one or multiple supervised training directions (Zoph et al., 2016; Neubig and Hu, 2018; Zhou et al., 2019; Murthy et al., 2019; Bapna and Firat, 2019). Our goal is different in that we use adaptation to rapidly expand translation coverage via zero-shot translation.

On a broader scope of sequence-to-sequence tasks, Dalmia et al. (2019) enforced encoder-decoder modularity for speech recognition. The goal of modular encoders and decoders is analogous to our motivation for zero-shot translation.

7 Conclusion

In this work, we show that the positional correspondence to input tokens hinders zero-shot translation. Specifically, we demonstrate that: 1) the encoder outputs retain word orders of source languages; 2) this positional information reduces cross-lingual generalizability and therefore zero-shot translation quality; 3) the problems above can be easily alleviated by removing the residual connections in one middle encoder layer. With this simple modification, we achieve improvements up to 18.5 BLEU points on zero-shot translation. The gain is especially prominent in related languages, where our proposed model outperforms pivot-based translation. Our approach also enables integration of new languages with little parallel data. Similar to interlingua-based models, by adding two translation directions, we can increase the translation coverage by $2N$ language pairs, where N is the original number of languages. In terms of model representation, we show that the encoder outputs under our proposed model are more language-independent both on a sentence and token level.

Acknowledgement This work is supported by a Facebook Sponsored Research Agreement. We thank Yuqing Tang for helpful comments.

References

- Roei Aharoni, Melvin Johnson, and Orhan Firat. 2019. [Massively multilingual neural machine translation](#). In *Proceedings of the 2019 Conference of the North American Chapter of the Association for Computational Linguistics: Human Language Technologies, Volume 1 (Long and Short Papers)*, pages 3874–3884, Minneapolis, Minnesota. Association for Computational Linguistics.
- Naveen Arivazhagan, Ankur Bapna, Orhan Firat, Roei Aharoni, Melvin Johnson, and Wolfgang Macherey. 2019. The missing ingredient in zero-shot neural machine translation. *arXiv preprint arXiv:1903.07091*.
- Ankur Bapna and Orhan Firat. 2019. [Simple, scalable adaptation for neural machine translation](#). In *Proceedings of the 2019 Conference on Empirical Methods in Natural Language Processing and the 9th International Joint Conference on Natural Language Processing (EMNLP-IJCNLP)*, pages 1538–1548, Hong Kong, China. Association for Computational Linguistics.
- Mauro Cettolo, Marcello Federico, Luisa Bentivogli, Niehues Jan, Stüker Sebastian, Sudoh Katsutho, Yoshino Koichiro, and Federmann Christian. 2017. Overview of the iwslt 2017 evaluation campaign. In *International Workshop on Spoken Language Translation*, pages 2–14.
- Raj Dabre and Sadao Kurohashi. 2017. [MMCR4NLP: Multilingual multiway corpora repository for natural language processing](#).
- Siddharth Dalmia, Abdelrahman Mohamed, Mike Lewis, Florian Metze, and Luke Zettlemoyer. 2019. Enforcing encoder-decoder modularity in sequence-to-sequence models. *arXiv preprint arXiv:1911.03782*.
- Angela Fan, Shruti Bhosale, Holger Schwenk, Zhiyi Ma, Ahmed El-Kishky, Siddharth Goyal, Mandeep Baines, Onur Celebi, Guillaume Wenzek, Vishrav Chaudhary, Naman Goyal, Tom Birch, Vitaliy Liptchinsky, Sergey Edunov, Edouard Grave, Michael Auli, and Armand Joulin. 2020. Beyond english-centric multilingual machine translation. *arXiv preprint*.
- Orhan Firat, Kyunghyun Cho, Baskaran Sankaran, Fatos T Yarman Vural, and Yoshua Bengio. 2017. Multi-way, multilingual neural machine translation. *Computer Speech & Language*, 45:236–252.
- Yarin Gal and Zoubin Ghahramani. 2016. [A theoretically grounded application of dropout in recurrent neural networks](#). In D. D. Lee, M. Sugiyama, U. V. Luxburg, I. Guyon, and R. Garnett, editors, *Advances in Neural Information Processing Systems 29*, pages 1019–1027. Curran Associates, Inc.
- Jiatao Gu, Yong Wang, Kyunghyun Cho, and Victor O.K. Li. 2019. [Improved zero-shot neural machine translation via ignoring spurious correlations](#). In *Proceedings of the 57th Annual Meeting of the Association for Computational Linguistics*, pages 1258–1268, Florence, Italy. Association for Computational Linguistics.
- Thanh-Le Ha, Jan Niehues, and Alexander Waibel. 2016. Toward multilingual neural machine translation with universal encoder and decoder. In *Proceedings of IWSLT*.
- Barry Haddow and Faheem Kirefu. 2020. [PMIndia—a collection of parallel corpora of languages of India](#). *arXiv preprint arXiv:2001.09907*.
- Kaiming He, Xiangyu Zhang, Shaoqing Ren, and Jian Sun. 2016. Deep residual learning for image recognition. In *Proceedings of the IEEE conference on computer vision and pattern recognition*, pages 770–778.
- Baijun Ji, Zhirui Zhang, Xiangyu Duan, Min Zhang, Boxing Chen, and Weihua Luo. 2020. Cross-lingual pre-training based transfer for zero-shot neural machine translation. In *Proceedings of the AAAI Conference on Artificial Intelligence*, volume 34, pages 115–122.
- Melvin Johnson, Mike Schuster, Quoc V. Le, Maxim Krikun, Yonghui Wu, Zhifeng Chen, Nikhil Thorat, Fernanda Viégas, Martin Wattenberg, Greg Corrado, Macduff Hughes, and Jeffrey Dean. 2017. [Google’s multilingual neural machine translation system: Enabling zero-shot translation](#). *Transactions of the Association for Computational Linguistics*, 5:339–351.
- Philipp Koehn. 2005. [Europarl: A parallel corpus for statistical machine translation](#). In *MT summit*, volume 5, pages 79–86. Citeseer.
- Taku Kudo and John Richardson. 2018. [SentencePiece: A simple and language independent subword tokenizer and detokenizer for neural text processing](#). In *Proceedings of the 2018 Conference on Empirical Methods in Natural Language Processing: System Demonstrations*, pages 66–71, Brussels, Belgium. Association for Computational Linguistics.
- Sneha Kudugunta, Ankur Bapna, Isaac Caswell, and Orhan Firat. 2019. [Investigating multilingual NMT representations at scale](#). In *Proceedings of the 2019 Conference on Empirical Methods in Natural Language Processing and the 9th International Joint Conference on Natural Language Processing (EMNLP-IJCNLP)*, pages 1565–1575, Hong Kong, China. Association for Computational Linguistics.
- Yichao Lu, Phillip Keung, Faisal Ladhak, Vikas Bhardwaj, Shaonan Zhang, and Jason Sun. 2018. [A neural interlingua for multilingual machine translation](#).

- In *Proceedings of the Third Conference on Machine Translation: Research Papers*, pages 84–92, Belgium, Brussels. Association for Computational Linguistics.
- Rudra Murthy, Anoop Kunchukuttan, and Pushpak Bhattacharyya. 2019. [Addressing word-order divergence in multilingual neural machine translation for extremely low resource languages](#). In *Proceedings of the 2019 Conference of the North American Chapter of the Association for Computational Linguistics: Human Language Technologies, Volume 1 (Long and Short Papers)*, pages 3868–3873, Minneapolis, Minnesota. Association for Computational Linguistics.
- Graham Neubig and Junjie Hu. 2018. [Rapid adaptation of neural machine translation to new languages](#). In *Proceedings of the 2018 Conference on Empirical Methods in Natural Language Processing*, pages 875–880, Brussels, Belgium. Association for Computational Linguistics.
- Ngoc-Quan Pham, Jan Niehues, Thanh-Le Ha, and Alexander Waibel. 2019. [Improving zero-shot translation with language-independent constraints](#). In *Proceedings of the Fourth Conference on Machine Translation (Volume 1: Research Papers)*, pages 13–23, Florence, Italy. Association for Computational Linguistics.
- Emmanouil Antonios Platanios, Mrinmaya Sachan, Graham Neubig, and Tom Mitchell. 2018. [Contextual parameter generation for universal neural machine translation](#). In *Proceedings of the 2018 Conference on Empirical Methods in Natural Language Processing*, pages 425–435, Brussels, Belgium. Association for Computational Linguistics.
- Matt Post. 2018. [A call for clarity in reporting BLEU scores](#). In *Proceedings of the Third Conference on Machine Translation: Research Papers*, pages 186–191, Belgium, Brussels. Association for Computational Linguistics.
- Maithra Raghu, Justin Gilmer, Jason Yosinski, and Jascha Sohl-Dickstein. 2017. [Svcca: Singular vector canonical correlation analysis for deep learning dynamics and interpretability](#). In I. Guyon, U. V. Luxburg, S. Bengio, H. Wallach, R. Fergus, S. Vishwanathan, and R. Garnett, editors, *Advances in Neural Information Processing Systems 30*, pages 6076–6085. Curran Associates, Inc.
- Annette Rios, Mathias Müller, and Rico Sennrich. 2020. [Subword segmentation and a single bridge language affect zero-shot neural machine translation](#).
- Rico Sennrich, Barry Haddow, and Alexandra Birch. 2016. [Neural machine translation of rare words with subword units](#). In *Proceedings of the 54th Annual Meeting of the Association for Computational Linguistics (Volume 1: Long Papers)*, pages 1715–1725, Berlin, Germany. Association for Computational Linguistics.
- Ashish Vaswani, Noam Shazeer, Niki Parmar, Jakob Uszkoreit, Llion Jones, Aidan N Gomez, Łukasz Kaiser, and Illia Polosukhin. 2017. [Attention is all you need](#). In I. Guyon, U. V. Luxburg, S. Bengio, H. Wallach, R. Fergus, S. Vishwanathan, and R. Garnett, editors, *Advances in Neural Information Processing Systems 30*, pages 5998–6008. Curran Associates, Inc.
- Shan Yang, Heng Lu, Shiyin Kang, Liumeng Xue, Jinba Xiao, Dan Su, Lei Xie, and Dong Yu. 2020. [On the localness modeling for the self-attention based end-to-end speech synthesis](#). *Neural Networks*, 125:121 – 130.
- Biao Zhang, Philip Williams, Ivan Titov, and Rico Sennrich. 2020a. [Improving massively multilingual neural machine translation and zero-shot translation](#). In *Proceedings of the 58th Annual Meeting of the Association for Computational Linguistics*, pages 1628–1639, Online. Association for Computational Linguistics.
- Shucong Zhang, Erfan Loweimi, Peter Bell, and Steve Renals. 2020b. [When can self-attention be replaced by feed forward layers?](#)
- Chunting Zhou, Xuezhe Ma, Junjie Hu, and Graham Neubig. 2019. [Handling syntactic divergence in low-resource machine translation](#). In *Proceedings of the 2019 Conference on Empirical Methods in Natural Language Processing and the 9th International Joint Conference on Natural Language Processing (EMNLP-IJCNLP)*, pages 1388–1394, Hong Kong, China. Association for Computational Linguistics.
- Barret Zoph, Deniz Yuret, Jonathan May, and Kevin Knight. 2016. [Transfer learning for low-resource neural machine translation](#). In *Proceedings of the 2016 Conference on Empirical Methods in Natural Language Processing*, pages 1568–1575, Austin, Texas. Association for Computational Linguistics.

A Appendix: BLEU Scores per Translation Direction

A.1 Multiway IWSLT 2017

145K sentences per translation directions for {nl, ro, it} \leftrightarrow en.

	Direction	Pivot ($X \rightarrow \text{en} \rightarrow Y$)	Baseline	+vardrop	Residual	+vardrop	Residual+Query	+vardrop
Supervised	en-it	-	30.4	30.1	29.8	29.8	30.0	29.7
	en-nl	-	27.9	27.7	27.4	27.6	27.4	26.9
	en-ro	-	23.2	22.9	22.9	22.4	23.3	22.2
	it-en	-	35.8	35.7	35.5	35.0	35.2	33.8
	nl-en	-	31.0	31.0	30.4	30.5	30.5	29.9
	ro-en	-	30.6	30.4	30.1	29.4	29.8	29.3
	Average			29.8	29.6	29.4	29.1	29.4
Zero-shot	it-nl	19.8	11.5	15.0	18.5	18.6	18.7	18.0
	it-ro	18.3	11.8	15.8	17.8	17.7	18.2	17.3
	nl-it	20.1	10.0	15.2	17.9	18.1	17.9	18.0
	nl-ro	16.4	9.2	14.1	15.5	15.5	15.6	15.5
	ro-it	21.1	12.2	15.8	19.6	19.8	19.5	19.6
	ro-nl	18.5	10.3	13.4	16.8	16.6	16.7	16.5
	Average		19.1	10.8	14.9	17.7	17.7	17.8

A.2 Europarl

A.2.1 Non-Overlapping Data

119K sentences per translation directions for {da, de, es, fi, fr, it, nl, pt} \leftrightarrow en.

	Direction	Pivot (X \rightarrow en \rightarrow Y)	Baseline	+vardrop	Residual	+vardrop	Residual+Query	+vardrop
Supervised	da-en	-	38.3	38.5	38.1	38.2	37.7	37.3
	de-en	-	36.1	36.0	35.9	35.5	35.2	34.9
	es-en	-	43.0	43.2	43.0	42.9	42.5	42.1
	fi-en	-	32.6	32.8	32.4	31.9	31.9	31.0
	fr-en	-	39.4	39.5	39.1	39.0	38.8	37.5
	it-en	-	37.3	36.9	36.7	36.4	36.4	35.2
	nl-en	-	34.4	34.2	34.0	33.8	33.3	32.9
	pt-en	-	41.1	41.0	40.7	40.6	40.2	39.5
	en-da	-	36.5	36.7	36.2	36.1	35.8	35.7
	en-de	-	28.1	28.0	27.7	27.5	27.5	26.7
	en-es	-	42.5	42.6	42.2	42.2	41.7	41.6
	en-fi	-	22.5	22.2	22.2	21.6	21.3	20.8
	en-fr	-	37.7	38.0	37.8	37.5	37.4	37.0
	en-it	-	32.7	32.7	32.4	32.2	32.0	31.8
	en-nl	-	29.7	29.9	29.6	29.4	29.5	29.1
	en-pt	-	38.3	38.4	38.0	38.0	37.9	37.6
		Average		35.6	35.7	35.4	35.2	34.9
Zero-shot	da-de	24.2	5.2	21.9	25.0	24.5	23.9	23.7
	da-es	33.1	15.8	32.4	32.8	32.5	32.3	31.6
	da-fi	18.1	5.0	16.6	18.1	17.1	17.2	16.6
	da-fr	30.6	9.9	28.1	29.4	29.3	28.9	28.4
	da-it	26.1	11.5	24.3	24.8	25.0	24.8	24.3
	da-nl	26.3	6.5	24.3	25.8	26.0	25.5	25.5
	da-pt	29.9	14.4	28.6	29.3	29.1	28.8	28.4
	de-da	29.2	9.5	26.9	29.2	29.1	27.5	28.3
	de-es	32.1	11.6	31.2	32.1	31.6	31.0	30.9
	de-fi	17.9	4.2	16.7	17.5	16.7	16.3	16.1
	de-fr	29.9	7.3	27.8	28.9	29.2	28.4	28.6
	de-it	25.6	8.8	23.4	24.6	24.5	23.7	23.6
	de-nl	25.9	5.5	23.7	26.1	26.1	25.2	25.4
	de-pt	29.2	10.8	28.0	28.9	28.4	28.2	27.9
	es-da	31.4	10.2	28.1	31.0	30.5	29.5	29.6
	es-de	24.8	4.3	21.4	24.3	23.8	23.4	23.1
	es-fi	19.4	4.5	17.3	18.6	17.5	17.7	17.0
	es-fr	34.8	9.1	33.4	34.8	34.9	34.2	34.1
	es-it	29.6	9.8	28.7	29.7	29.6	29.1	28.9
	es-nl	26.8	5.9	24.3	26.5	26.1	25.3	25.5
	es-pt	35.1	13.6	35.3	35.9	36.0	35.5	35.5
	fi-da	26.3	9.8	23.6	25.4	24.9	24.1	24.3
	fi-de	20.8	4.0	17.8	20.2	19.4	18.8	18.9
	fi-es	29.2	11.9	27.8	28.4	27.6	27.3	26.6
	fi-fr	27.2	7.6	24.3	25.4	25.4	24.7	24.3
	fi-it	23.2	8.4	20.9	21.8	21.4	20.9	20.1
	fi-nl	22.8	5.3	20.2	22.0	21.6	20.7	20.9
	fi-pt	26.5	10.8	25.0	25.3	24.8	24.0	23.9
	fr-da	29.4	8.6	25.6	28.6	28.3	26.8	26.4
	fr-de	23.6	3.4	19.3	23.1	22.7	21.6	21.3
	fr-es	35.9	11.8	35.5	36.4	36.2	35.1	34.7
	fr-fi	17.9	3.9	15.7	17.2	16.0	15.8	15.2
	fr-it	28.4	8.0	27.3	28.7	28.3	27.7	26.8
	fr-nl	26.3	5.0	22.8	25.9	25.4	24.9	24.7
	fr-pt	32.8	11.5	31.8	33.3	33.1	32.6	31.9
	it-da	27.6	8.3	24.3	26.8	26.7	25.2	25.4
	it-de	22.3	3.5	18.1	21.3	21.1	20.2	20.0
	it-es	33.7	10.9	33.9	34.4	34.4	33.5	33.0
	it-fi	17.0	3.4	13.4	15.9	13.8	14.6	13.0
	it-fr	31.4	6.9	30.2	31.6	31.4	30.8	30.7
	it-nl	24.9	5.0	21.6	24.0	23.7	23.4	23.3
it-pt	30.8	10.6	30.4	31.3	31.1	30.9	30.7	
nl-da	27.7	10.1	25.5	27.7	27.8	26.6	27.0	
nl-de	23.2	4.4	20.0	23.5	23.4	22.5	22.7	
nl-es	30.7	12.6	30.0	30.8	30.6	30.1	29.8	

Direction	Pivot (X→en→Y)	Baseline	+vardrop	Residual	+vardrop	Residual+Query	+vardrop
nl-fi	16.5	4.7	15.5	16.0	15.8	15.6	15.4
nl-fr	28.8	8.3	27.1	28.1	28.3	27.6	27.8
nl-it	24.5	9.2	22.5	23.9	23.8	23.1	23.3
nl-pt	28.2	12.2	27.0	27.5	27.3	27.2	27.1
pt-da	30.5	9.5	27.1	29.5	29.2	28.0	28.4
pt-de	24.3	3.5	20.6	23.6	23.2	22.4	22.5
pt-es	37.7	14.3	37.7	38.3	38.2	37.5	37.4
pt-fi	18.4	4.1	16.8	17.9	17.1	17.2	16.6
pt-fr	34.1	7.7	32.6	33.9	34.1	33.4	33.3
pt-it	29.3	8.7	27.9	29.2	29.0	28.7	28.3
pt-nl	26.4	5.4	23.7	25.7	25.6	24.8	25.2
Average	27.1	8.2	25.1	26.7	26.4	25.8	25.6

A.2.2 Multiway Data

119K sentences per translation directions for {da, de, es, fi, fr, it, nl, pt} ↔ en.

	Direction	Pivot (X→en→Y)	Baseline	Residual	Residual+Query
Supervised	da-en	-	36.3	36.1	35.0
	de-en	-	33.6	33.4	32.3
	es-en	-	40.5	40.1	39.1
	fi-en	-	30.3	30.1	29.2
	fr-en	-	37.0	36.8	35.2
	it-en	-	34.7	34.4	33.4
	nl-en	-	32.3	32.2	31.2
	pt-en	-	38.3	37.9	37.3
	en-da	-	35.7	35.7	34.8
	en-de	-	28.0	27.1	26.5
	en-es	-	42.0	41.4	41.2
	en-fi	-	21.3	20.8	20.5
	en-fr	-	37.5	37.2	36.7
	en-it	-	32.2	31.8	31.4
	en-nl	-	29.3	29.2	28.7
en-pt	-	37.9	37.6	37.2	
Average			34.2	33.9	33.1
Zero-shot	da-de	23.3	10.0	23.9	22.8
	da-es	31.6	11.8	32.2	31.4
	da-fi	17.3	6.2	17.0	16.4
	da-fr	29.5	14.4	29.0	27.8
	da-it	25.1	14.3	24.8	24.2
	da-nl	25.2	11.2	25.4	24.1
	da-pt	28.6	12.9	28.9	28.3
	de-da	27.5	14.8	28.4	26.9
	de-es	30.5	10.1	31.4	30.7
	de-fi	16.2	5.2	16.2	15.1
	de-fr	28.7	11.6	28.5	27.2
	de-it	24.3	12.4	24.1	23.1
	de-nl	24.6	9.8	25.4	24.2
	de-pt	27.7	10.5	28.3	27.0
	es-da	30.3	16.4	30.0	28.9
	es-de	23.8	9.4	24.0	22.3
	es-fi	18.4	6.3	17.8	16.9
	es-fr	33.3	15.6	34.0	32.8
	es-it	28.4	17.3	29.4	28.5
	es-nl	25.9	10.7	26.2	24.7
	es-pt	33.2	16.1	35.4	34.6
	fi-da	24.9	13.4	24.6	24.0
	fi-de	19.6	7.9	19.4	18.3
	fi-es	27.8	10.3	27.7	27.2
	fi-fr	26.0	11.5	25.2	23.9
	fi-it	21.8	11.8	21.2	20.5
	fi-nl	21.9	9.0	21.4	20.4
	fi-pt	25.1	11.0	24.8	24.0
fr-da	28.3	14.2	27.5	26.1	
fr-de	22.6	8.3	22.1	20.5	
fr-es	33.9	12.1	35.6	34.4	

	Direction	Pivot (X→en→Y)	Baseline	Residual	Residual+Query
	fr-fi	17.0	5.3	16.4	15.3
	fr-it	26.9	15.3	28.1	26.9
	fr-nl	25.1	9.6	25.0	23.9
	fr-pt	31.0	12.8	32.5	31.3
	it-da	26.7	13.8	26.3	25.2
	it-de	21.5	7.7	21.0	19.4
	it-es	32.2	11.7	33.9	33.4
	it-fi	15.9	4.7	15.0	14.8
	it-fr	29.9	12.2	31.2	29.8
	it-nl	24.1	9.2	23.6	22.4
	it-pt	29.5	12.2	30.7	29.8
	nl-da	26.4	15.4	27.1	26.1
	nl-de	22.0	9.3	22.8	21.6
	nl-es	29.3	10.8	30.2	29.3
	nl-fi	15.8	5.6	15.5	14.7
	nl-fr	27.7	12.5	27.7	26.7
	nl-it	23.3	13.4	23.6	22.6
	nl-pt	26.7	12.1	27.1	26.2
	pt-da	29.3	14.3	28.8	27.7
	pt-de	23.4	8.3	23.0	21.6
	pt-es	35.8	14.2	38.0	37.0
	pt-fi	17.6	5.3	17.0	16.3
	pt-fr	32.6	13.8	33.4	32.1
	pt-it	27.9	16.0	28.6	28.1
	pt-nl	25.5	9.3	25.4	24.3
	Average	25.9	11.3	26.1	25.1

A.2.3 Full Data

1M sentences per translation directions for {da, de, es, fi, fr, it, nl, pt} ↔ en.

	Direction	Pivot (X→en→Y)	Baseline	Residual	Residual+Query	
Supervised	da-en	-	38.2	39.2	38.7	
	de-en	-	35.7	36.8	36.4	
	es-en	-	43.3	44.1	43.6	
	fi-en	-	32.4	33.5	33.0	
	fr-en	-	39.8	40.5	40.1	
	it-en	-	37.4	38.4	38.1	
	nl-en	-	33.9	34.9	34.3	
	pt-en	-	41.5	42.3	41.3	
	en-da	-	35.7	36.8	36.3	
	en-de	-	27.9	29.0	28.4	
	en-es	-	41.9	43.0	42.4	
	en-fi	-	22.0	22.9	22.3	
	en-fr	-	37.7	38.3	37.8	
	en-it	-	32.1	33.1	32.7	
	en-nl	-	29.1	30.4	29.9	
	en-pt	-	38.0	39.1	38.8	
		Average		35.4	36.4	35.9
		da-de	26.1	13.6	25.5	24.8
	da-es	34.5	27.5	33.7	33.0	
	da-fi	20.0	15.9	18.9	17.8	
	da-fr	31.8	21.7	30.1	29.3	
	da-it	27.5	16.8	26.3	25.9	
	da-nl	27.5	10.4	26.2	26.1	
	da-pt	31.0	24.8	30.6	29.3	
	de-da	30.5	16.1	29.7	28.7	
	de-es	33.6	22.8	32.6	31.6	
	de-fi	19.1	14.0	18.2	16.0	
	de-fr	31.3	17.3	30.1	29.4	
	de-it	26.7	14.0	25.5	24.5	
	de-nl	27.5	8.5	26.1	25.4	
	de-pt	30.5	21.8	29.8	27.9	
	es-da	32.9	18.5	31.2	30.3	
	es-de	26.5	13.9	24.7	24.5	
	es-fi	21.0	15.8	19.6	18.4	

Direction	Pivot (X→en→Y)	Baseline	Residual	Residual+Query
es-fr	36.2	24.1	34.9	34.3
es-it	31.1	18.7	31.0	30.2
es-nl	28.4	11.0	26.7	26.3
es-pt	36.4	30.2	36.8	35.9
fi-da	27.7	15.4	25.9	24.9
fi-de	22.3	11.2	20.5	19.9
fi-es	30.7	22.4	29.3	28.2
fi-fr	28.8	17.4	26.1	24.8
fi-it	24.4	13.5	22.9	22.2
fi-nl	24.2	8.6	22.2	21.6
fi-pt	28.0	20.9	26.7	25.0
fr-da	30.5	16.8	29.4	28.5
fr-de	25.0	12.4	23.8	23.0
fr-es	36.8	27.4	37.4	36.5
fr-fi	19.6	14.6	18.5	16.9
fr-it	29.6	16.5	29.8	29.1
fr-nl	27.5	9.8	26.6	25.7
fr-pt	33.7	26.8	34.6	33.0
it-da	29.1	15.7	28.2	26.7
it-de	23.9	11.3	22.0	21.6
it-es	34.8	26.1	35.4	34.5
it-fi	18.3	13.3	16.5	15.0
it-fr	32.5	19.6	30.3	29.3
it-nl	26.2	8.9	25.0	24.0
it-pt	31.9	24.9	32.5	31.5
nl-da	28.7	16.5	27.9	27.1
nl-de	24.3	12.4	23.2	23.5
nl-es	31.5	23.6	31.3	30.4
nl-fi	17.9	13.7	17.2	15.4
nl-fr	29.9	18.6	29.1	28.2
nl-it	25.5	15.4	24.4	23.9
nl-pt	29.0	22.4	28.5	26.9
pt-da	31.7	17.2	30.2	29.0
pt-de	25.7	13.0	24.4	23.7
pt-es	38.9	30.8	39.3	38.3
pt-fi	20.0	14.8	19.2	17.5
pt-fr	35.4	23.1	34.8	33.9
pt-it	30.4	17.7	30.3	29.5
pt-nl	27.9	10.4	26.2	25.5
Average	28.4	17.5	27.5	26.5

A.3 PMIndia

On average $\sim 30K$ sentences per translation directions for {te, kn, ml, bn, gu, hi, mr, or, pa} \leftrightarrow en.

Direction	Pivot (X→en→Y)	Baseline	+vardrop	Residual	+vardrop	Residual+Query
te-en	-	31.2	30.2	30.7	30.2	29.7
kn-en	-	31.4	31.1	31.3	31.1	30.3
ml-en	-	28.9	27.9	28.2	27.9	27.9
bn-en	-	25.6	25.4	25.0	25.4	25.0
gu-en	-	35.3	34.7	34.7	34.7	33.5
hi-en	-	37.8	37.1	37.0	37.1	35.8
mr-en	-	29.0	28.7	28.8	28.7	28.1
or-en	-	29.0	28.9	28.9	28.9	28.3
pa-en	-	35.9	35.2	35.1	35.2	34.5
en-te	-	16.3	16.7	16.1	16.1	15.7
en-kn	-	33.4	33.4	32.6	32.6	32.2
en-ml	-	20.4	20.8	20.3	20.3	20.1
en-bn	-	22.6	22.5	21.9	21.9	21.8
en-gu	-	39.3	39.6	38.9	38.9	38.0
en-hi	-	32.5	32.6	31.5	31.5	30.8
en-mr	-	25.7	25.7	25.4	25.4	24.8
en-or	-	33.7	33.7	33.0	33.0	32.6
en-pa	-	38.8	38.9	38.0	38.0	37.1
Average		30.4	30.2	29.9	29.8	29.2
te-kn	24.9	0.6	3.2	2.5	16.3	1.3

Direction	Pivot (X→en→Y)	Baseline	+vardrop	Residual	+vardrop	Residual+Query
te-ml	15.8	1.0	3.8	3.2	10.8	1.5
te-bn	18.0	0.7	2.7	2.0	12.4	2.0
te-gu	28.9	1.2	2.4	2.3	19.3	0.9
te-hi	21.6	0.4	0.5	1.0	12.8	1.9
te-mr	19.5	1.2	3.8	2.6	12.6	1.7
te-or	25.4	0.7	2.3	2.6	17.2	1.1
te-pa	28.2	0.5	2.1	2.5	17.9	0.6
kn-te	12.8	0.6	2.0	2.0	8.4	0.7
kn-ml	16.0	0.9	3.6	3.1	10.9	1.8
kn-bn	17.9	0.9	2.6	2.3	12.1	2.2
kn-gu	29.3	1.1	2.6	2.4	19.9	0.8
kn-hi	22.2	0.4	0.5	1.0	12.9	0.4
kn-mr	19.7	1.2	3.6	2.9	12.8	1.7
kn-or	25.9	0.6	2.4	2.6	17.4	1.4
kn-pa	29.0	0.5	2.2	2.7	18.4	0.7
ml-te	11.9	0.6	2.3	1.9	8.2	0.7
ml-kn	24.0	0.5	3.3	2.8	16.0	1.2
ml-bn	17.5	0.9	2.8	2.3	12.0	2.0
ml-gu	27.3	1.1	2.4	2.3	17.9	0.9
ml-hi	20.5	0.4	0.5	1.1	11.9	0.4
ml-mr	18.9	1.3	3.9	3.0	12.1	1.8
ml-or	24.8	0.6	2.3	2.5	16.3	1.3
ml-pa	27.0	0.5	2.0	2.4	16.7	0.6
bn-te	10.7	0.5	2.4	1.9	7.4	0.7
bn-kn	21.6	0.7	2.9	2.8	14.2	1.3
bn-ml	14.0	1.0	3.9	3.2	9.3	1.7
bn-gu	25.3	1.1	2.7	2.1	17.8	1.0
bn-hi	18.9	0.5	0.7	1.1	11.9	0.5
bn-mr	17.4	1.6	4.2	3.0	11.7	1.8
bn-or	23.8	0.9	3.0	3.1	16.7	1.3
bn-pa	25.1	0.6	2.5	2.5	16.9	0.6
gu-te	13.2	0.4	1.6	1.6	8.4	0.5
gu-kn	26.6	0.5	2.3	2.7	16.6	1.2
gu-ml	16.9	0.7	3.0	2.6	10.7	1.5
gu-bn	19.2	0.7	1.8	1.9	12.5	1.8
gu-hi	25.6	0.4	0.5	1.3	15.7	0.4
gu-mr	21.4	1.4	3.2	2.8	14.5	1.7
gu-or	28.1	0.6	2.0	2.9	18.1	1.3
gu-pa	32.0	0.5	2.3	2.9	20.6	0.7
hi-te	14.0	0.4	1.1	1.4	8.5	0.5
hi-kn	28.0	0.5	1.3	1.9	15.6	1.0
hi-ml	17.7	0.6	1.9	2.2	10.4	1.1
hi-bn	20.0	0.5	1.2	1.4	12.9	1.2
hi-gu	34.9	1.0	1.6	1.9	21.1	0.8
hi-mr	22.6	1.0	2.6	2.4	14.5	1.6
hi-or	30.6	0.5	1.4	2.0	18.1	1.0
hi-pa	35.3	0.4	1.5	2.3	21.7	0.6
mr-te	11.9	0.5	1.9	1.8	8.0	0.7
mr-kn	24.1	0.6	2.8	2.5	15.7	1.4
mr-ml	15.6	0.9	3.5	2.9	10.4	1.5
mr-bn	17.4	0.9	2.4	2.2	12.1	2.1
mr-gu	28.5	1.1	2.5	2.2	19.5	0.9
mr-hi	21.6	0.5	0.7	1.4	13.4	0.6
mr-or	25.3	0.7	2.2	2.6	17.0	1.4
mr-pa	27.6	0.6	2.2	2.8	17.0	0.7
or-te	11.4	0.6	2.0	1.8	8.0	0.6
or-kn	23.1	0.7	2.9	3.0	15.5	1.5
or-ml	14.9	0.9	3.5	3.2	10.3	1.6
or-bn	17.5	0.9	3.0	2.6	12.7	2.3
or-gu	28.2	1.3	3.0	2.7	19.6	1.0
or-hi	21.7	0.4	0.8	1.5	13.9	0.5
or-mr	18.7	1.5	4.2	3.1	12.3	1.7
or-pa	27.7	0.6	2.7	3.1	18.7	0.7
pa-te	12.8	0.5	1.6	1.8	8.5	0.5
pa-kn	26.4	0.6	2.3	2.6	16.2	1.1
pa-ml	16.6	0.8	3.2	2.7	10.6	1.5
pa-bn	18.9	0.8	2.0	1.9	12.6	1.9
pa-gu	32.4	1.4	2.6	2.6	22.0	1.0

Direction	Pivot ($X \rightarrow en \rightarrow Y$)	Baseline	+vardrop	Residual	+vardrop	Residual+Query
pa-hi	26.8	0.5	0.6	1.5	17.2	0.4
pa-mr	21.3	1.4	3.4	3.0	13.8	1.7
pa-or	28.0	0.7	2.2	2.7	18.6	1.2
Average	22.1	0.8	2.4	2.3	14.3	1.1