

Baryogenesis from ultralight primordial black holes and strong gravitational waves

Satyabrata Datta,^{1,*} Ambar Ghosal,^{1,†} and Rome Samanta^{2,‡}

¹*Saha Institute of Nuclear Physics, HBNI,
1/AF Bidhannagar, Kolkata 700064, India*

²*CEICO, Institute of Physics of the Czech Academy of Sciences,
Na Slovance 1999/2, 182 21 Prague 8, Czech Republic*

Ultralight primordial black holes (PBHs) ($\lesssim 10^9$ g) completely evaporate via Hawking radiation (HR) and produce all the particles in a given theory regardless of their other interactions. If the right handed (RH) neutrinos are produced from PBH evaporation, successful baryogenesis via leptogenesis predicts mass scale of RH neutrinos as well as black holes. We show that, given the lepton number violation (generation of RH neutrino masses) in the theory is a consequence of a gauged $U(1)$ breaking which is then followed by the formation of PBHs, network of cosmic strings naturally give rise to strong stochastic gravitational wave (GW) signal, for example, at the sensitivity level of pulsar timing arrays (PTA) and LIGO5. Besides, due to a transient period of black hole domination in the early universe, for which baryon asymmetry is independent of initial PBH density, a break in the GW spectra occurs around MHz frequency. Therefore, to observe the break along with the usual GW signal by the emission of gravitons via HR, GW detectors at higher frequencies are called for. Within this PBH baryogenesis scenario, the recent finding by the NANOGrav PTA of a stochastic common spectrum process (interpreted as GWs) across many pulsars is better fitted with string loops of smaller size ($\alpha < 0.01$).

* satyabrata.datta@saha.ac.in

† ambar.ghosal@gmail.com

‡ romesamanta@gmail.com

I. INTRODUCTION

Physics of Primordial Black Holes (PBH)[1–3] that entails rich cosmological consequences, has gained a renewed interest after the discovery of Gravitational Waves (GW) from black hole mergers by LIGO and Virgo collaboration [4–10]. Starting from the mass $M_{BH} \simeq 0.1g$ up to few hundreds of solar mass, PBHs constitute seemingly intriguing physical aspects. Long-lived PBHs with mass ($M_{BH} \gtrsim 10^{15}g$) that survive until today may contribute to a significant portion of Dark Matter (DM)[11–20], whereas PBHs with $M_{BH} \lesssim 10^9g$ completely evaporate before Big Bang Nucleosynthesis (BBN) ($T \sim 4$ MeV) via Hawking Radiation (HR)[21]. On the other hand, the intermediate mass black holes $10^9g \lesssim M_{BH} \lesssim 10^{15}g$ are subjected to several constraints, e.g., from BBN [22–24]. Though the ultralight PBHs ($0.1g \lesssim M_{BH} \lesssim 10^9g$) completely evaporate, the particle emission being democratic in nature and poor constraints on initial PBH density at formation¹, they leave plenty of room that can accommodate new physics. Perhaps this is why parallel to the usual study of PBH as Dark matter (DM) ($\gtrsim 10^{15}g$), physics of ultralight PBHs have gained a lot of interest in recent time. This includes, for example, production of DM particles[27–40], generation of baryon asymmetry[27, 41–46], change in GW spectrum induced by scalar perturbations[47], GWs induced by ultralight primordial black holes[48, 49] and study of vacuum stability of the Standard Model (SM) Higgs[50, 51]. In this work, we confine ourselves with the detailed study of baryogenesis via non-thermal leptogenesis by ultralight PBH evaporation and its possible test with GWs.

Amongst several mechanisms of baryogenesis, the simplest one is baryogenesis via leptogenesis[52–60] from the decays of heavy Right Handed (RH) neutrinos which are introduced in the SM to obtain light neutrino masses via Type-I seesaw mechanism[61–65]. However, to test standard leptogenesis within Type-I seesaw, one has to either lower the RH mass scales for collider searches[66–69] or invoke restrictions on the relevant parameters, e.g., considering discrete symmetries[70–73] and theories like SO(10) grand unification (GUT)[74–78]. Recently, a pathway to probe leptogenesis with GWs has been introduced in Ref.[79]. The idea is based on formation of cosmic string loops[80–82] upon breaking of an Abelian symmetry and consequent emission of GWs. Though emission of GWs from cosmic string loops still remains under debate, numerical simulations based on the Nambu–Goto action[83, 84] indicate that cosmic string loops lose energy dominantly via GW radiation, if the underlying broken symmetry corresponds to a local gauge symmetry, e.g., $U(1)$, which in the context of seesaw, can be readily promoted to a $U(1)_{B-L}$ [85–87]. Once $U(1)_{B-L}$ gets spontaneously broken, RH neutrinos get mass and cosmic strings are generated. The scale of leptogenesis (RH masses) and amplitude of the GWs, both are related to the symmetry breaking scale (Λ_{CS}). Therefore, one may probe the scale of leptogenesis through the detection of GWs. With this idea, two other variations of leptogenesis have also been studied[88, 89]. In fact, due to the most distinguishable feature of strong GW signal from cosmic strings across a wide range of frequencies, there is a rapidly growing interest in this field[90–103]. Moreover, the recent finding of stochastic common spectrum processes across many pulsars by the NANOGrav collaboration[104] has strengthened the possibility to consider GW emission from cosmic strings, since the new data can be explained better with cosmic string models[89, 105–110] than the single value power spectral density as suggested by the models of supermassive black holes (SMBHs).

¹ can be constrained, e.g., with the production of gravitinos in supersymmetric models[25, 26].

In this work, we follow a similar idea as in Ref.[79, 88, 89] to study ‘GW friendly leptogenesis (dynamical generation of RH mass scale)’ from PBH evaporation wherein massive RH neutrinos are emitted by the PBHs and then decay CP asymmetrically to create lepton asymmetry[55]. However, as we explain below, unlike Ref.[79], here we give more emphasis on the PBH mass rather than RH neutrino masses. We discuss a scenario where after the end of inflation, there is a $U(1)_{B-L}$ phase-transition (at Λ_{CS}) so that RH neutrinos become massive[79] which is then followed by the formation of PBHs (at T_{Bf}) that emit massive RH neutrinos thereafter, i.e., $\Lambda_{CS} \gtrsim T_{Bf}$. In this scenario, i.e., in the non-thermal leptogenesis from PBH evaporation, the requirement to obtain correct baryon asymmetry, strongly constrains RH neutrino masses as well as the mass of the PBHs. The most interesting outcome is, one obtains an upper bound on M_{BH} which translates into a lower bound on the formation temperature ($T_{Bf} \gtrsim 10^{15}$ GeV) of PBHs and hence on Λ_{CS} . Since with the decrease of M_{BH} , the formation temperature increases[16], one naturally obtains GWs with large amplitude throughout the parameter space of a successful leptogenesis, given the fact that the GW amplitude increases with the breaking scale Λ_{CS} [91] (for example, $\Lambda_{CS} \gtrsim 10^{15}$ GeV would correspond to $\Omega_{GW} h^2(f) \gtrsim 10^{-9}$). Therefore, the mechanism is fully testable in most of the planned and present GW detectors over a wide range of frequencies. We focus more on the case in which after the formation, PBHs dominate the energy density of the universe until they completely evaporate, which is also motivated by the fact that in this case, the baryon asymmetry is independent of PBH density at formation[41]. With such a non-standard cosmological evolution (a matter domination before the usual radiation domination) one would expect a break in the GW spectra[88, 91]. We show that, for a successful leptogenesis scenario, this break happens at much higher frequencies compare to the sensitivity, e.g, of LIGO (~ 25 Hz). Finally we discuss the relevance of PBH baryogenesis in the light of recent 12.5 yrs NANOGrav PTA data and conclude that the predicted GW spectrum is better fitted with the cosmic string loops of smaller size ($\alpha < 0.01$ with $\alpha^{max} \simeq 0.1$ [111, 112]).

The rest of the paper is organised as follows: In Sec.II, we discuss the dynamics of PBH energy density and its impact on thermal leptogenesis. Sec.III is devoted to the discussion on baryogenesis via non-thermal leptogenesis in radiation domination and in PBH domination. In Sec.IV, we review the GW emission from cosmic string and present the numerical results which also include the fitting to the 12.5 yrs NANOGrav data. We conclude in Sec.V.

II. PBH DYNAMICS: RADIATION DOMINATION VS. BLACK HOLE DOMINATION

In this section, we first derive the condition on PBH mass and its density at the formation to understand the scenarios like PBH domination and radiation domination after the time of black hole formation (Ref.[16]: a review that discusses PBH formation mechanisms). For the radiation energy density to dominate the universe until black hole evaporation, the ratio of the energy density of black holes and the radiation at the time of black hole evaporation would satisfy

$$r(t_{ev}) = \frac{\rho_{BH}(t_{ev})}{\rho_R(t_{ev})} < 1, \quad (\text{II.1})$$

where t_{ev} is the time at evaporation, ρ_{BH} and ρ_R are the black hole and radiation densities respectively. Thus the ratio of the r parameters at the time of black hole formation and

evaporation can be calculated as

$$\frac{r(t_{ev})}{r(t_{Bf})} = \frac{a(t_{ev})}{a_{t_{Bf}}} = \left(\frac{t_{ev}}{t_{Bf}} \right)^{1/2} \quad (\text{II.2})$$

with t_{Bf} being the time at black hole formation. Recalling the Friedmann equation

$$H(t)^2 = \frac{8\pi}{3M_{Pl}^2} \rho_R(t), \quad \text{with } M_{Pl} = 1.22 \times 10^{19} \text{ GeV} \quad (\text{II.3})$$

and using the Hubble parameter in radiation domination and the radiation density as

$$H = \frac{1}{2t}, \quad \rho_R(T) = \frac{\pi^2 g_*(T) T^4}{30}, \quad (\text{II.4})$$

where $g_*(T)$ ($\simeq 106.75$ in SM) is the effective degrees of freedom that contribute to the radiation, Eq.II.2 can be re-written as

$$\frac{r(t_{ev})}{r(t_{Bf})} = \left(\frac{g_*(T_{Bf})}{g_*(T_{ev})} \right)^{1/4} \frac{T_{Bf}}{T_{ev}}. \quad (\text{II.5})$$

Therefore Eq.II.1 translates to the condition

$$r(t_{Bf}) \equiv \beta < \left(\frac{g_*(T_{ev})}{g_*(T_{Bf})} \right)^{1/4} \frac{T_{ev}}{T_{Bf}}. \quad (\text{II.6})$$

We now need to calculate the black hole formation temperature (T_{Bf}) and the evaporation temperature (T_{ev}). The formation temperature can be calculated once we know the formation time t_{Bf} . Assuming radiation domination at black hole formation, the mass of the black hole from gravitational collapse is typically close to the value enclosed by the post-inflation particle horizon and is given by[16]

$$M_{BH} = \gamma \frac{4}{3} \pi (H_{Bf}^{-1})^3 \rho_{Bf} \quad \text{with } \rho_{Bf} = \frac{3H_{Bf}^2 M_{Pl}^2}{8\pi}, \quad H_{Bf} = \frac{1}{2t_{Bf}}. \quad (\text{II.7})$$

The quantity $\gamma \simeq 0.2$ is a numerical factor which depends on the details of the gravitational collapse mechanism. Thus the time t_{Bf} can be calculated as

$$t_{Bf} = \frac{M_{BH}}{M_{Pl}^2 \gamma}. \quad (\text{II.8})$$

Now using Friedmann equation (Eq.II.3) and radiation energy density (Eq.II.4) one obtains the black hole formation temperature as

$$T_{Bf} = \left(\frac{45\gamma^2}{16\pi^3 g_*(T_{Bf})} \right)^{1/4} \left(\frac{M_{Pl}}{M_{BH}} \right)^{1/2} M_{Pl}. \quad (\text{II.9})$$

We now calculate the black hole evaporation temperature T_{ev} . Assuming radiation dominated universe throughout the evolution of the black holes, we can write the Hubble parameter as

$$H(t_{ev})^2 = \frac{1}{4t_{ev}^2} \simeq \frac{1}{4\tau^2}, \quad (\text{II.10})$$

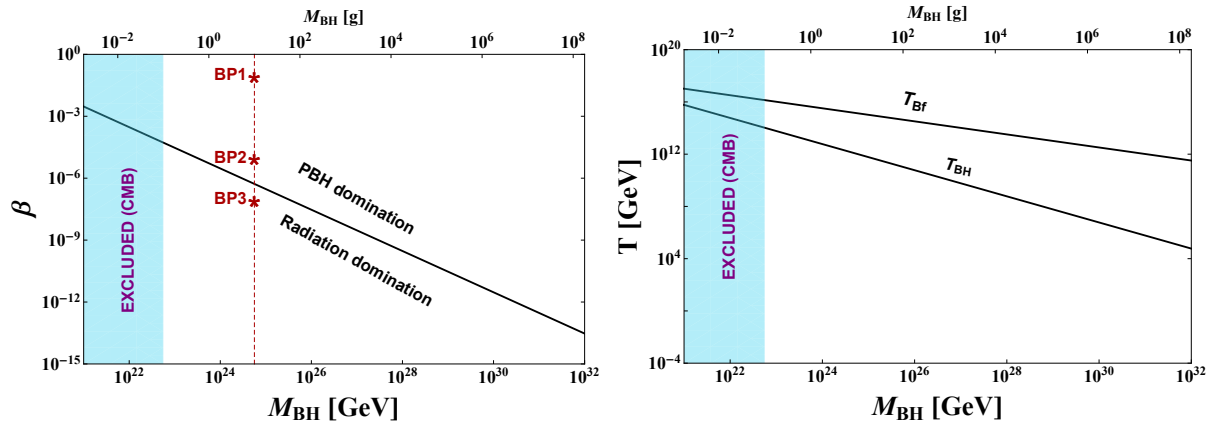


FIG. 1. Left: β vs. M_{BH} . The solid black line separates the regions of PBH domination and radiation domination. With the red stars, we indicate three benchmark points for which we show the evolution of the energy densities by solving the Boltzmann equations. Right: PBH formation temperature and the Hawking temperature as a function of PBH mass. In each of the plots, the light blue region is excluded by the constraint from CMB on Hubble scale of inflation $H_{\text{inf}} \lesssim 3 \times 10^{14}$ GeV at 95% CL[113].

where the τ is the lifetime of the PBH. Therefore, from the Friedmann equation in Eq.II.3 and the expression for the radiation energy density in Eq.II.4, we can calculate the temperature T_{ev} as

$$T_{ev} = \left(\frac{45 M_{Pl}^2}{16 \pi^3 g_*(T_{ev}) \tau^2} \right)^{1/4}. \quad (\text{II.11})$$

The lifetime of the PBH can be calculated from the dynamics of the mass loss of a PBH via Hawking radiation[21]. The rate at which PBH loses its mass is given by

$$-\frac{dM_{BH}}{dt} = f_{ev} (4\pi r_{BH}^2) \frac{dE}{dt}, \quad (\text{II.12})$$

where the rate of energy loss can be calculated as

$$\frac{dE}{dt} = 2g_{BH}(T_{BH})\pi^2 \int_0^\infty d\nu \frac{\nu^3}{\exp(2\pi\nu/T) - 1} = \frac{\pi^2}{120} g_{BH}(T_{BH}) T_{BH}^4. \quad (\text{II.13})$$

The quantity f_{ev} is the efficiency of PBH evaporation and r_{BH} is the Schwarzschild radius of the PBH given by

$$r_{BH} = 2GM_{BH}. \quad (\text{II.14})$$

The quantity $g_{BH}(T_{BH})$ counts the bosonic and fermionic degrees of freedom below T_{BH} . Recalling the PBH temperature ($T_{BH} = M_{Pl}^2/8\pi M_{BH}$ [21]) and using the expression for r_{BH} , Eq.II.12 can be recast as

$$\frac{dM_{BH}}{dt} = -\frac{\mathcal{G} g_{*B}(T_{BH})}{30720\pi} \frac{M_{Pl}^4}{M_{BH}^2}, \quad (\text{II.15})$$

where we have used $f_{ev}g_{BH}(T_{BH}) = \mathcal{G}g_{*B}(T_{BH})$ with $\mathcal{G} \simeq 3.8$ being the graybody factor and $g_{*B} \simeq 100$ (counts all the particle below T_{BH}) in the SM with three left handed neutrinos[114]. It is now trivial to find the lifetime τ as

$$\tau = \int_{t_{Bf}}^{t_{ev}} dt = - \int_{M_{BH}}^0 dM_{BH} \frac{30720\pi M_{BH}^2}{\mathcal{G}g_{*B}(T_{BH})M_{Pl}^4} = \frac{10240\pi M_{BH}^3}{\mathcal{G}g_{*B}(T_{BH})M_{Pl}^4}. \quad (\text{II.16})$$

Therefore, combining Eq.II.16, Eq.II.11 and Eq.II.9, we can recast Eq.II.6 as

$$\beta < \gamma^{-1/2} \left(\frac{\mathcal{G}g_{*B}(T_{BH})}{10240\pi} \right)^{1/2} \frac{M_{Pl}}{M_{BH}}. \quad (\text{II.17})$$

On the left-hand side of figure 1, the relative PBH density β as a function of PBH mass has been shown. As one sees, for very light PBHs to dominate the energy density, the relative PBH density at formation should be much higher. Thus in the context of gravitino production[25, 26] very light PBH domination may not be possible. On the right-hand side, we plot the PBH formation temperature and the PBH temperature as a function of PBH mass. From this figure one infers that due to the chosen breaking scale of $U(1)_{B-L}$, i.e., $\Lambda_{CS} \gtrsim T_{Bf}$, the RH mass scale could be higher as well as lower than T_{BH} , depending upon the perturbative Yukawa coupling ($y_{N_i}N_{iR}N_{iR}\phi_{B-L}$) of the $U(1)_{B-L}$ scalar and the RH neutrino fields. Therefore, in the computation of leptogenesis, we need to consider RH neutrino production from PBH in both the scenarios, i.e., $T_{BH} > M_R$ as well as $T_{BH} < M_R$. To understand the dynamics of black hole vs. radiation energy density throughout the evolution of the universe, one needs to solve the following Boltzmann equations[115]

$$\frac{d\rho_R}{dt} + 4H\rho_R = -\frac{\dot{M}_{BH}}{M_{BH}}\rho_{BH}, \quad (\text{II.18})$$

$$\frac{d\rho_{BH}}{dt} + 3H\rho_{BH} = +\frac{\dot{M}_{BH}}{M_{BH}}\rho_{BH}, \quad (\text{II.19})$$

$$\frac{ds}{dt} + 3Hs = -\frac{\dot{M}_{BH}}{M_{BH}}\frac{\rho_{BH}}{T}, \quad (\text{II.20})$$

where Eq.II.20 represents the non-conservation of entropy due to black hole evaporation and $\dot{M}_{BH} \equiv dM_{BH}/dt$. It is convenient to recast the above set of equations in terms of temperature. From Eq.II.20, the relation between temperature and time can be derived as

$$\frac{1}{T} \frac{dT}{dt} = - \left(H + \frac{1}{3g_{*s}(T)} \frac{dg_{*s}(T)}{dt} + \frac{\dot{M}_{BH}}{M_{BH}} \frac{\rho_{BH}}{4\rho_R} \right) = -\tilde{H}. \quad (\text{II.21})$$

where we have used

$$s(t) = \frac{2\pi^2 g_{*s} T^3}{45} \quad (\text{II.22})$$

and in the right-hand side of Eq.II.21, we have introduced the quantity ρ_R after considering $g_*(T) \equiv g_{*s}(T)$. Using Eq.II.21, Eq.II.18 and Eq.II.19 can be re-written as

$$\frac{d\rho_R}{dz} + \frac{4}{z}\rho_R = 0 \quad (\text{II.23})$$

$$\frac{d\rho_{BH}}{dz} + \frac{3}{z}\frac{H}{\tilde{H}}\rho_{BH} - \frac{\dot{M}_{BH}}{M_{BH}}\frac{1}{z\tilde{H}}\rho_{BH} = 0, \quad (\text{II.24})$$

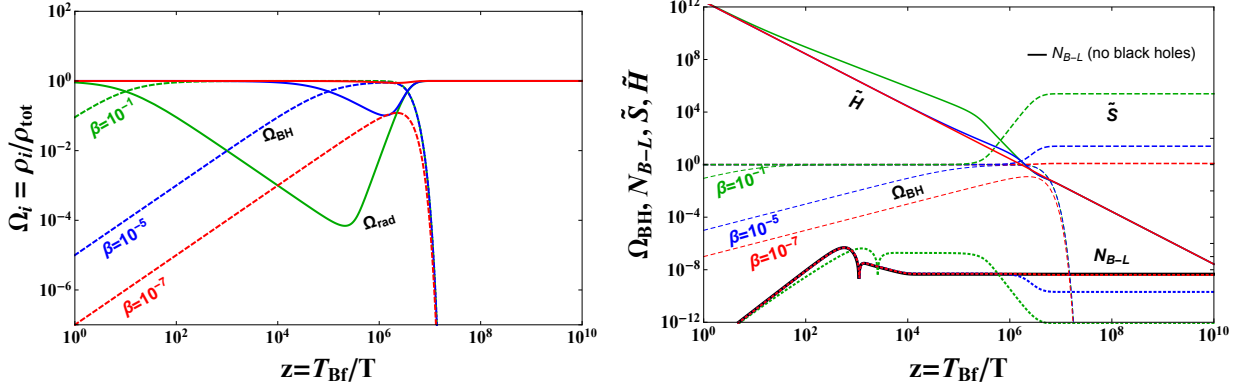


FIG. 2. Left: Evolution of radiation and black hole energy densities (normalised to the total energy density). Right: A representative figure to show the washout (via entropy production by PBH evaporation) of the thermally produced lepton asymmetry (solid line). The solid black line representing N_{B-L} indicates the thermally produced asymmetry with no PBHs. We choose $\Delta = 10^{-3}$, $\varepsilon \sim 10^{-6}$ and $K_1 = 50$.

where $z = M_0/T$ with M_0 being an arbitrary mass scale which we consider as $M_0 \equiv T_{Bf}$. On the left-hand side of figure 2, we show the normalised energy densities of radiation and PBHs for different values of β , as indicated in figure 1. We take a benchmark value $M_{BH} = 10$ g for computation. It is clear that with the increase of β , one gets a larger epoch of PBH domination which has a great impact on the thermally produced lepton asymmetry. As we mentioned in the introduction, we shall consider only non-thermal production of RH neutrinos by PBH evaporation. This requires a justification that the non-thermal contribution from PBH dominates over the thermal contribution from the plasma.

As we explain below, this is indeed the case for a significant period of PBH domination (large β). In presence of PBHs, using the time-temperature relation in Eq.II.21, the standard Boltzmann equations (BEs) for thermal leptogenesis[58] (N_1 -dominated scenario and without flavour effects[116–121]) can be generalised to

$$\frac{dN_{N_1}}{dz} = \frac{3}{\tilde{H}z}(\tilde{H} - H)N_{N_1} - \frac{\Gamma_{D_{N_1}}}{\tilde{H}z}(N_{N_1} - N_{N_1}^{\text{eq}}), \quad (\text{II.25})$$

$$\frac{dN_{B-L}}{dz} = -\varepsilon_1 \frac{\Gamma_{D_{N_1}}}{\tilde{H}z}(N_{N_1} - N_{N_1}^{\text{eq}}) - \left(\frac{\Gamma_{ID_{N_1}}}{\tilde{H}z} - \frac{3}{\tilde{H}z}(\tilde{H} - H) \right) N_{B-L}, \quad (\text{II.26})$$

where

$$\Gamma_{D_{N_1}} = K_1 \left(\frac{m^*}{8\pi v^2} \right) \Delta^2 T_{Bf}^2 \frac{\mathcal{K}_1(z_1)}{\mathcal{K}_2(z_1)}, \quad \Gamma_{ID_{N_1}} = \frac{1}{4} K_1 \left(\frac{m^*}{8\pi v^2} \right) \Delta^2 T_{Bf}^2 z_1^2 \mathcal{K}_1(z_1) \quad (\text{II.27})$$

In Eq.II.27, N_{N_i} s are number densities normalised to the ultra-relativistic number density of N_1 ($\propto T^3$), \mathcal{K}_i s are the modified Bessel functions, $N_{N_1}^{\text{eq}} = \frac{1}{2} z_1^2 \mathcal{K}_2(z_1)$ and $\Delta = M_1/T_{Bf}$ which implies $z_1 (= M_1/T) = z\Delta$. The quantity K_1 depends on the Yukawa couplings of SM Higgs, lepton doublets and N_1 which in the strong washout scenario has a value ranging typically from $K_1 \sim 3 - 50$ [58]. The equilibrium neutrino mass is given by $m^* \simeq 10^{-3}$ eV. The quantity ε is the CP violation responsible for leptogenesis and has an upper bound in the hierarchical limit of the RH neutrinos as (see Ref.[122] for a derivation)

$$\varepsilon_1 \lesssim \frac{3M_1 m_3}{8\pi v^2}, \quad (\text{II.28})$$

where $v = 174$ GeV is the vacuum expectation value of the SM Higgs and we assume normal mass ordering of the light neutrinos with m_3 being the heaviest light neutrino. Note in Eq.II.25 and Eq.II.26, that in the limit $\tilde{H} \rightarrow H$ we recover the standard BEs for thermal leptogenesis[58] (no black holes), i.e.,

$$\frac{dN_{N_1}}{dz} = -D_{N_1}(N_{N_1} - N_{N_1}^{\text{eq}}), \quad (\text{II.29})$$

$$\frac{dN_{B-L}}{dz} = -\varepsilon_1 D_{N_1}(N_{N_1} - N_{N_1}^{\text{eq}}) - W_{N_1}^{ID} N_{B-L}, \quad (\text{II.30})$$

where

$$\frac{\Gamma_{D_{N_1}}}{Hz} \equiv D_{N_{N_1}} = K_1 \Delta^2 z \frac{\mathcal{K}_1(z_1)}{\mathcal{K}_2(z_1)}, \quad \frac{\Gamma_{ID_{N_1}}}{Hz} \equiv W_{N_1}^{ID} = \frac{1}{4} K_1 \Delta^4 z^3 \mathcal{K}_1(z_1). \quad (\text{II.31})$$

The main effect that is caused by introducing PBHs, that in Eq.II.26, in addition to the standard inverse decays ($\Gamma_{ID_{N_1}}$), one has a new ‘washout term’ which at the time of PBH evaporation could be strong enough to erase any asymmetry produced by the thermal plasma. We solve the four coupled equations presented in Eq.II.23, Eq.II.24, Eq.II.25 and Eq.II.26 to understand the dynamics of the thermally produced lepton asymmetry in presence of PBHs. On the right hand side of figure 2, it can be seen that as one goes from a radiation dominated phase to a PBH dominated phase (i.e., when β increases), the contribution from the thermal plasma becomes negligible. For $\beta = 10^{-7}$, the red dotted line and the black solid line (solution of Eq.II.29 and Eq.II.30) practically coincide. This means for lower values of β , the effect of PBHs is negligible, as expected. The produced entropy can be calculated by solving

$$\frac{da}{dz} = \left(1 - \frac{\dot{M}_{BH} \rho_{BH}}{M_{BH} 4\rho_R \tilde{H}} \right) \frac{a}{z}, \quad (\text{II.32})$$

where we have neglected the time variation of g_{*s} . On the right-hand side of figure 2, the quantity $\tilde{S} \propto a^3/z^3$ shows how for a significant period of PBH domination, a large amount of entropy is dumped into plasma and the thermally produced asymmetry gets diluted. One can analytically quantify this dilution as well. Assuming the washout by the inverse decays and PBHs do not coincide in time, the magnitude of the final asymmetry produced by the thermal plasma in presence of PBHs is then given by

$$N_{B-L}^{\text{Final}} \simeq N_{B-L}^{\text{Thermal}} \text{Exp} \left[- \int_{\infty}^0 dz \frac{3}{\tilde{H}z} \frac{\dot{M}_{BH} \rho_{BH}(z)}{M_{BH} 4\rho_R(z)} \right]. \quad (\text{II.33})$$

Thus overall, with the discussion above, we now understand why a long period of PBH domination is preferred to study a purely non-thermal leptogenesis and as we will see in the next section, in PBH domination the non-thermally produced asymmetry is independent of β . Let’s now calculate the number of a particular species of particles (say ‘ X ’, in our case these are RH neutrinos) emitted by a black hole which is necessary to compute the final baryon asymmetry. The differential number of particles emitted by a black hole can be obtained as[42]

$$dN = dE/3T_{BH} = \frac{M_{Pl}^2}{24\pi} \frac{1}{T_{BH}^3} dT_{BH}, \quad (\text{II.34})$$

where we have used

$$dE \equiv -d(M_{BH}) = \frac{M_{Pl}^2 dT_{BH}}{8\pi T_{BH}^2} \quad (\text{II.35})$$

and consider mean energy of the radiated particles as $\bar{E} = 3T$. Assuming the black holes completely evaporate, the total number of X particle emitted can be calculated as

$$N_X = \frac{g_X}{g_{*B}} \int_{T_{BH}}^{\infty} dN = \frac{4\pi}{3} \frac{g_X}{g_{*B}} \left(\frac{M_{BH}}{M_{Pl}} \right)^2 \quad \text{for } T_{BH} > M_X, \quad (\text{II.36})$$

$$N_X = \frac{g_X}{g_{*B}} \int_{M_X}^{\infty} dN = \frac{1}{48\pi} \frac{g_X}{g_{*B}} \left(\frac{M_{Pl}}{M_X} \right)^2 \quad \text{for } T_{BH} < M_X. \quad (\text{II.37})$$

Having set up all the necessary pre-requisites, we now proceed to the detailed calculation of leptogenesis from PBH evaporation.

III. LEPTOGENESIS FROM BLACK HOLE EVAPORATION IN RADIATION AND IN BLACK HOLE DOMINATION

In this section, we first discuss non-thermal leptogenesis in radiation domination. However, as discussed in the previous section, while in radiation domination, one has to be bit more careful, since the thermal contribution to the lepton asymmetry pops up. Therefore, either one has to distinguish the parameter space of thermal and non-thermal leptogenesis or considering lepton asymmetry produced by PBHs as an additional contribution, re-analyse scenarios of thermal leptogenesis. That could be interesting to some extent, given the fact that in that case, the predictions of thermal leptogenesis may change significantly. Assuming no further entropy production after PBH evaporation, the final asymmetry produced non-thermally by PBH evaporation can be computed as

$$Y_B = a_{\text{sph}} N_{\nu} \varepsilon \frac{n_{BH}(T_{ev})}{s}, \quad (\text{III.1})$$

where $a_{\text{sph}} \simeq 1/3$ is the sphaleron conversion coefficient. Now given the upper bound on the CP asymmetry parameter in Eq. II.28, one gets the following constraints on the parameter space

$$M_R < \left(\frac{m_3 M_{Pl}^2}{384 Y_B^{\text{Obs}} \pi^2 v^2} \right) \left(\frac{g_R}{g_{*B}} \right) \frac{n_{BH}(T_{ev})}{s} \quad \text{for } M_R > T_{BH}, \quad (\text{III.2})$$

and

$$1/M_R < \left(\frac{m_3 M_{BH}^2}{6 Y_B^{\text{Obs}} M_{Pl}^2 v^2} \right) \left(\frac{g_R}{g_{*B}} \right) \frac{n_{BH}(T_{ev})}{s} \quad \text{for } M_R < T_{BH}, \quad (\text{III.3})$$

where g_R is the number of degrees of freedom associated with the RH neutrino and $Y_B^{\text{Obs}} \simeq 8.75 \times 10^{-11}$ [113]. Potentially, there could be another constraint if the RH scale is below the PBH evaporation temperature. In that case, the produced lepton asymmetry is washed out by the inverse decays. This constraint can be worked out after properly computing the inverse decay out-of-equilibrium temperature as [58, 123]

$$M_R/T_{\text{out}}^{\text{Inv}} \equiv M_R/T_{ev} > \Phi(K) \quad \text{with } \Phi(K_1) = 2 + 4K_1^{0.13} e^{-\frac{2.5}{K_1}} \quad (\text{III.4})$$

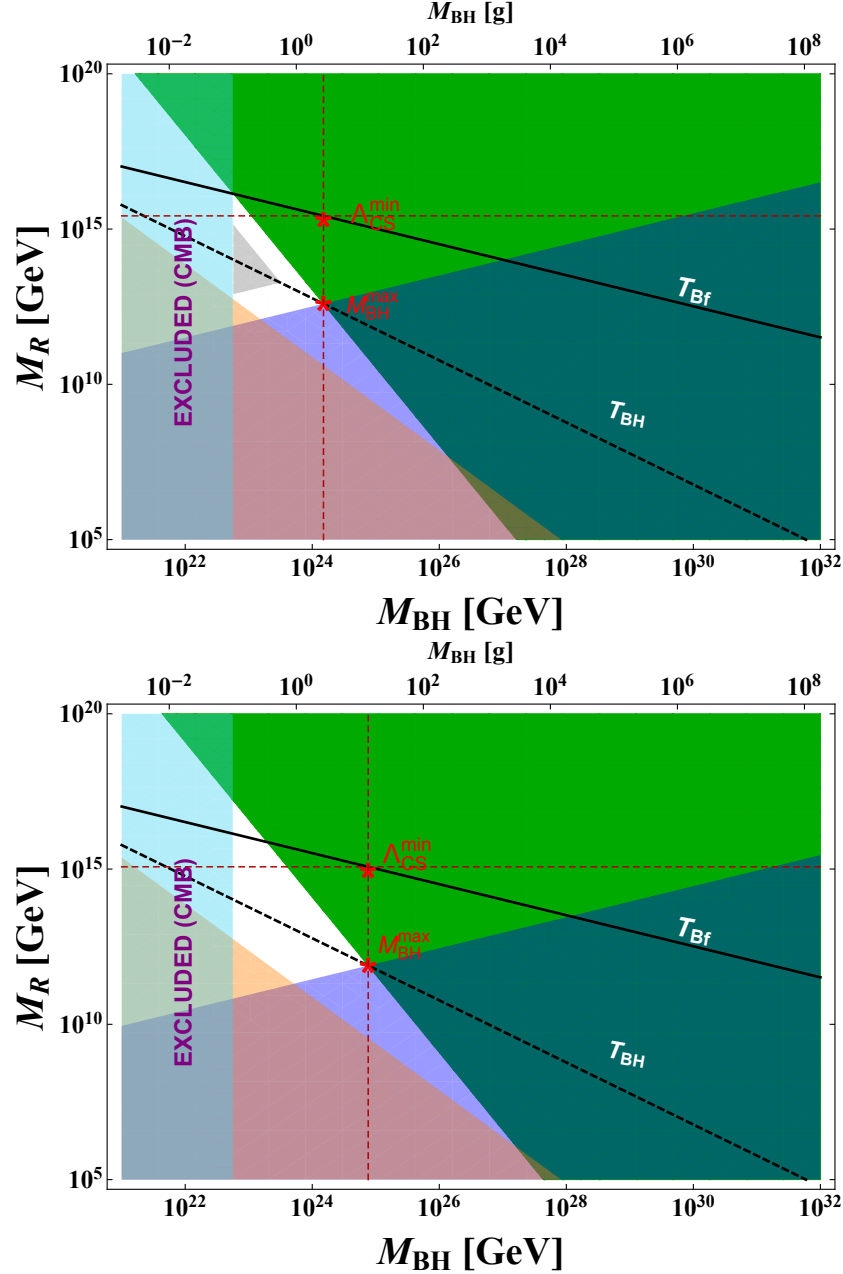


FIG. 3. Upper Panel: Allowed parameter space for successful leptogenesis in radiation domination (white region) for $\beta = \beta_{\max} \times 10^{-2}$. The same (gray region) for $\beta = \beta_{\max} \times 10^{-1}$. All other regions are excluded by the constraints discussed in the text. Lower panel: Allowed parameter space for successful leptogenesis in PBH domination (white region).

which translates into the constraint on M_R as

$$M_R > \left(\frac{45 M_{Pl}^2}{16\pi^3 g_*(T_{ev}) \tau^2} \right)^{1/4} \Phi(K_1). \quad (\text{III.5})$$

With no fine-tuning in the seesaw formula, $K_1 \simeq 10^3 m_1$, with m_1 being bounded from above from cosmology as $m_1 < 51$ meV[113]. We use this value in the numerical computation.

The factor n_{BH}/s factor in radiation domination can be calculated as

$$Y_{BH}^R(T_{ev}) \equiv \frac{n_{BH}}{s}(T_{ev}) = \frac{1}{M_{BH}} \frac{\rho_R(T_{ev})}{s(T_{ev})} r(T_{ev}). \quad (\text{III.6})$$

Now using Eq.II.4, Eq.II.5, Eq.II.9 and Eq.II.22, $Y_{BH}^R(T_{ev})$ can be calculated as

$$Y_{BH}^R(T_{ev}) = \frac{3\beta}{4} \left(\frac{g_*(T_{Bf})}{g_*(T_{ev})} \right)^{1/4} \frac{g_*(T_{ev})}{g_{*s}(T_{ev})} \left(\frac{45\gamma^2}{16\pi^3 g_*(T_{Bf})} \right)^{1/4} \left(\frac{M_{Pl}}{M_{BH}} \right)^{3/2}. \quad (\text{III.7})$$

On the other hand, for a significant period of PBH domination, the number density n_{BH} can be calculated as

$$n_{BH}(T_{ev}) = \frac{M_{Pl}^2}{6\pi M_{BH}\tau^2}, \quad (\text{III.8})$$

where we have assumed $H(T_{ev}) \simeq 2/3\tau$. Now deriving T_{ev} for PBH domination (cf. Eq.II.11 for radiation domination) and using Eq.II.16 as well as Eq.II.22, one arrives at

$$Y_{BH}^B(T_{ev}) = \frac{15}{4\pi^3 g_{*s}(T_{ev})} \left(\frac{\pi^3 g_*(T_{ev})}{5} \right)^{3/4} \left(\frac{\mathcal{G}g_{*B}(T_{BH})}{10240\pi} \right)^{1/2} \left(\frac{M_{Pl}}{M_{BH}} \right)^{5/2}. \quad (\text{III.9})$$

In figure 3, we show the allowed parameter space for successful leptogenesis for radiation (upper panel) and black hole domination (lower panel). In the plots the green, blue and the red regions are excluded due to the constraints derived in Eq.III.2, Eq.III.3 and Eq.III.5. For radiation domination, the white region is allowed when we consider $\beta = 10^{-1}\beta_{\max}$ (cf. Eq.II.17) while the gray region is allowed for $\beta = 10^{-2}\beta_{\max}$. We note that the allowed parameter space vanishes for $\beta = 10^{-3}\beta_{\max}$. As mentioned earlier, since we are mostly interested in PBH domination, we discuss the parameter space in a bit more detail. The solid black line and the dashed line represent the PBH formation temperature and the Hawking temperature. Therefore, the $U(1)_{B-L}$ breaking scale always lies above the solid black line. On the other hand, comparing Eq.III.2 and Eq.III.3, one obtains the upper bound on M_{BH} as

$$M_{BH}^{\max} = \left[2304 \left(\frac{Y_B^{\text{Obs}} \pi v^2}{m_3} \right)^2 \left(\frac{g_{*B}}{g_R} \right)^2 \frac{1}{(\bar{Y}_{BH}^B(T_{ev}))^2} \right]^{-\frac{1}{3}} \simeq 13g \ (m_3 = 0.05\text{eV}), \quad (\text{III.10})$$

where $\bar{Y}_{BH}^B(T_{ev}) = Y_{BH}^B(T_{ev})M_{BH}^{5/2}$. Consequently, Λ_{CS}^{\min} is calculated as

$$\Lambda_{CS}^{\min} = \left(\frac{45\gamma^2}{16\pi^3 g_*(T_{Bf})} \right)^{1/4} \left(\frac{M_{Pl}}{M_{BH}^{\max}} \right)^{1/2} M_{Pl} \simeq 1.18 \times 10^{15} \text{GeV} \quad (\text{III.11})$$

which can further be lowered by considering the full range of neutrino 3σ oscillation data. For smaller M_{BH} , one gets Λ_{CS}^{\min} until the maximum reheat temperature $T_{RH} \sim 10^{16}$ GeV is reached. We take the value of Λ_{CS}^{\min} in Eq.III.11 and compute the GW spectra in the next section. We conclude this section with the following remarks: In the computation of GW spectra from cosmic strings, we do not consider possible formation of black hole-string networks which for PBHs of solar mass level with $\Lambda_{CS} \gtrsim T_{Bf}$, may leave observable consequences on the GW spectra[124]. Though we are primarily dealing with the non-thermal production, one would like also to understand the overall status of thermal leptogenesis in

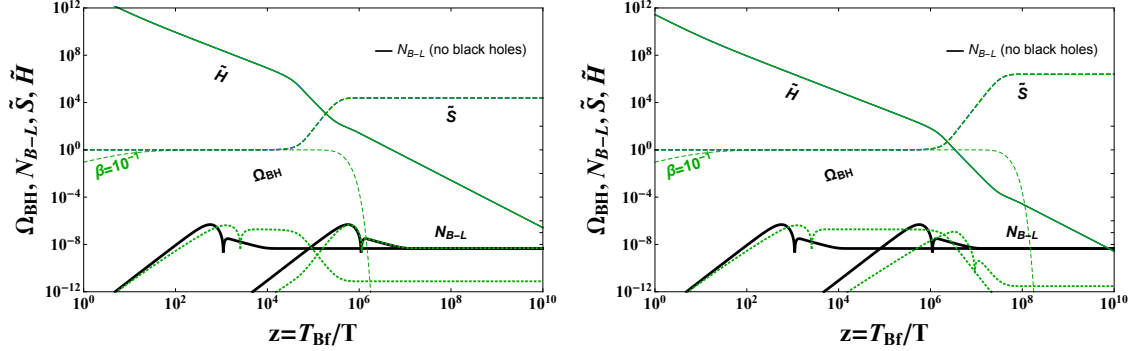


FIG. 4. Left: Evolution of the $B - L$ asymmetry for $M_{BH} = 1\text{g}$, $\Delta = 10^{-3}(M_1 \simeq 4 \times 10^{12}\text{GeV})$ and $\Delta = 10^{-6}(M_1 \simeq 4 \times 10^9\text{GeV})$. Right: Evolution of the $B - L$ asymmetry for $M_{BH} = 100\text{g}$, $\Delta = 10^{-3}(M_1 \simeq 4 \times 10^{11}\text{GeV})$ and $\Delta = 10^{-6}(M_1 \simeq 4 \times 10^8\text{GeV})$.

presence of PBHs. Firstly, as we see from the figure 3, that the non-thermal contribution becomes prominent for very light black holes and with $M_1 \gtrsim 10^{11}$ GeV, whereas for the RH masses, say $M \in [10^9, 10^{10}]$, the non-thermal contribution is sub-dominant. However, for $M \in [10^9, 10^{10}]$, correct baryon asymmetry can be generated by the standard thermal leptogenesis, since in that case, the light PBHs already evaporate before the asymmetry production from the thermal bath stops. On the left side of figure 4, we show the dynamics of the asymmetry production (standard hierarchical N_1 -dominated scenario) for $M_{BH} = 1\text{g}$ with $M_1 = 4 \times 10^{12}$ GeV and $M_1 = 4 \times 10^9$ GeV. It is clear that for the latter case, the effect of PBH on the final asymmetry is negligible while for the former case, the thermally produced asymmetry get washed out. On the other hand, heavy PBHs evaporate much later in time and therefore erase the thermally produced asymmetry unless the typical RH mass scale is below the evaporation temperature. On the right-hand side, we show the dynamics for $M_{BH} = 100\text{g}$ with $M_1 = 4 \times 10^{11}$ GeV and $M_1 = 4 \times 10^8$ GeV. This shows that for heavier PBHs, one has to go beyond the hierarchical scenario for a successful thermal leptogenesis, given the fact that for hierarchical leptogenesis, $M_1 \gtrsim 10^9$ GeV (without flavour effect)[125] and $M_1 \gtrsim 10^8$ GeV (with flavour effect)[119]. A more precise numerical relation between M_{BH} and the RH scale can be found in Ref.[46] (which we found in the middle stage of this work) which solves density matrix equations for lepton asymmetry matrix (treating flavour effect rigorously).

IV. GRAVITATIONAL WAVES FROM COSMIC STRING AND PHENOMENOLOGICAL DISCUSSION

Now we proceed to the computation of GW spectrum originating from cosmic string network. Cosmic strings which are nearly one-dimensional objects arise generically with topologically-stable field configurations in BSM theories featuring spontaneously broken $U(1)$ symmetry [81, 126]. They are considered to be one-dimensional object characterised macroscopically with their string tension μ which is typically taken to be of the order of the square of the symmetry breaking scale Λ_{CS} . Normalised string tension $G\mu$, with G being the Newton's constant, is directly constrained by CMB observation as $G\mu \lesssim 1.1 \times 10^{-7}$ [127]. After formation, cosmic strings are expected to reach a scaling regime in which their net en-

energy density tracks the total energy density of the universe with a relative fraction $G\mu$. This regime consists of many closed loops as well as Hubble-length long strings which intersect to form new loops as the universe expands. All these loops oscillate and emit radiation, including GWs. We consider stochastic gravitational background (SGWB) from cosmic string network by considering Nambu-Goto strings which radiate energy dominantly in the form of GW radiation[83, 84]. We follow Ref.[91] to calculate SGWB from cosmic string. Once the loops are formed, they radiate energy in the form of gravitational radiation at a constant rate as

$$\frac{dE}{dt} = -\Gamma G\mu^2, \quad (\text{IV.1})$$

where $\Gamma = 50$ [128, 129]. Therefore, the initial length $l_i = \alpha t_i$ of the loop decreases as

$$l(t) = \alpha t_i - \Gamma G\mu(t - t_i) \quad (\text{IV.2})$$

until it disappears completely. The loop size α has a distribution and for the largest loop one typically has $\alpha = 0.1$ [130, 131]. We consider $\alpha = 0.1, 0.01$ and 0.001 in the numerical calculation. The total energy loss from a loop is decomposed into a set of normal-mode oscillations at frequencies $\tilde{f} = 2k/l$, where $k = 1, 2, 3, \dots$. The GW density parameter is given by

$$\Omega_{GW} = \frac{f}{\rho_c} \frac{d\rho_{GW}}{df}, \quad (\text{IV.3})$$

where f is the red-shifted frequency and $\rho_c = 3H_0^2/8\pi G$. The density parameter Ω_{GW} can be written as a sum over all relic densities corresponding to a mode k as

$$\Omega_{GW}(f) = \sum_k \Omega_{GW}^{(k)}(f), \quad (\text{IV.4})$$

where

$$\Omega_{GW}^{(k)}(f) = \frac{1}{\rho_c} \frac{2k}{f} \frac{\mathcal{F}_\alpha \Gamma^{(k)} G\mu^2}{\alpha(\alpha + \Gamma G\mu)} \int_{t_F}^{t_0} d\tilde{t} \frac{C_{\text{eff}}(t_i^{(k)})}{t_i^{(k)4}} \left[\frac{a(\tilde{t})}{a(t_0)} \right]^5 \left[\frac{a(t_i^k)}{a(\tilde{t})} \right]^3 \Theta(t_i^{(k)} - t_F) \quad (\text{IV.5})$$

and the integration runs over the emission time with t_F as the time when the network reach scaling regime shortly after formation. The numerical values of C_{eff} are found to be 5.7 and 0.5 at radiation and matter domination and \mathcal{F}_α has a value ~ 0.1 [130, 131]. The quantity $t_i^{(k)}$ is the formation time of the loops contributing to the mode k and is given by

$$t_i^{(k)}(\tilde{t}, f) = \frac{1}{\alpha + \Gamma G\mu} \left[\frac{2k}{f} \frac{a(\tilde{t})}{a(t_0)} + \Gamma G\mu \tilde{t} \right]. \quad (\text{IV.6})$$

The relative emission rate per mode is given by

$$\Gamma^{(k)} = \frac{\Gamma k^{-4/3}}{\sum_{m=1}^{\infty} m^{-4/3}} \quad (\text{IV.7})$$

with $\sum_{m=1}^{\infty} m^{-4/3} \simeq 3.6$ and $\sum_k \Gamma^{(k)} = \Gamma$. On the left side of figure 5, we show the GW spectrum for $\Lambda_{CS}^{\text{min}}$ with loop size $\alpha = 0.1, 0.01$, and 0.001 . As one sees, that even for the $\Lambda_{CS}^{\text{min}}$, the mechanism predicts GW with a strong amplitude which will be fully tested

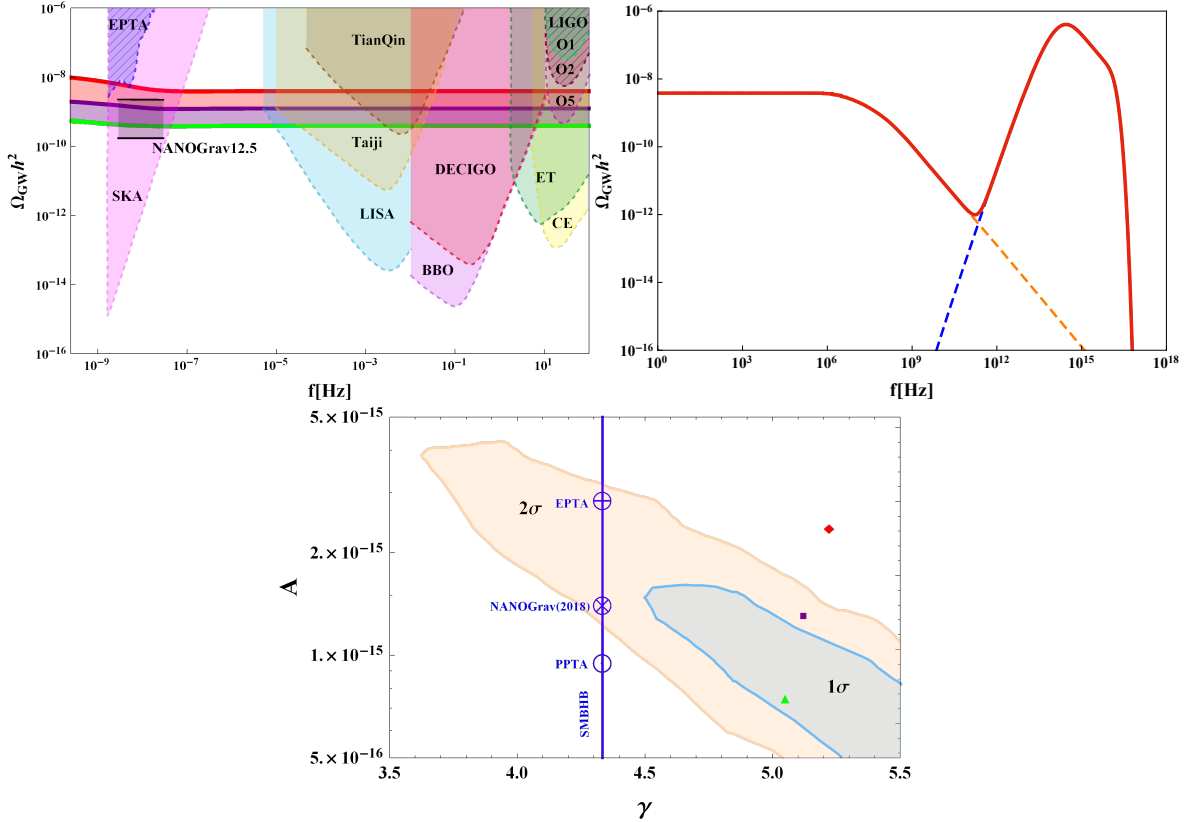


FIG. 5. Top left: GWs from cosmic strings for M_{BH}^{\max} and Λ_{CS}^{\min} for $\alpha = 0.1$ (red), $\alpha = 0.01$ (purple), $\alpha = 0.001$ (light green). Top right: GWs from cosmic strings for Λ_{CS}^{\min} and $\alpha = 0.1$ (red dashed) and gravitation emission GW spectrum for M_{BH}^{\max} (blue dashed). Bottom: Fit to NANOGrav data for the same set for parameters with same color code as in top left.

in the space-based interferometers such as Taiji [133], TianQin[134], LISA[132], BBO[135], DECIGO[136], ground-based interferometers like Einstein Telescope (ET)[137] and Cosmic Explorer (CE)[138], and atomic interferometers MAGIS[139], AEDGE[140]. Note that the amplitude-frequency relation in Eq.IV.5 is explicitly dependent on the cosmological history of the universe. Therefore, any non-standard cosmological scenario (we have a PBH dominated early universe) would leave its imprints on the GW spectra. Any observable break in the GW spectra due to this non-standard expansion history could be a strong probe of PBH baryogenesis, given that the duration of the non-standard expansion is fixed by the requirement to obtain correct baryon asymmetry. Given T_{Δ} is the temperature where the most recent radiation era begins (before BBN one should have a radiation domination), the frequency at which the flat plateau (see top panel of figure 5) breaks can be estimated as[91]

$$f_{\Delta} = \sqrt{\frac{8}{z_{\text{eq}}\alpha\Gamma G\mu}} \left[\frac{g_*(T_{\Delta})}{g_*(T_0)} \right]^{1/4} \left(\frac{T_{\Delta}}{T_0} \right) t_0^{-1}, \quad (\text{IV.8})$$

where the red-shift at the standard matter radiation equality is given by $z_{\text{eq}} \simeq 3387$ and $T_0 = 2.7\text{K}$ is the present temperature. For an early matter era, the typical amplitude of the

GW for the fundamental mode ($k = 1$) goes with frequency as

$$\Omega_{\text{GW}}(f) \simeq \Omega_{\text{GW}}^{\text{plt}} \left(\frac{f}{f_{\Delta}} \right)^{\kappa}, \quad (\text{IV.9})$$

where $\kappa \simeq 0$ for $f \lesssim f_{\Delta}$ and $\kappa \simeq -1$ for $f \gtrsim f_{\Delta}$. In the case of PBH baryogenesis $T_{\Delta} \simeq T_{ev}$. Now using Eq.II.11, Eq.III.10 and Eq.IV.8, the frequency f_{Δ} can be calculated as $f_{\Delta} \simeq 3 \times 10^6$ Hz, 9×10^6 Hz and 3×10^7 Hz for $\alpha = 0.1, 0.01$ and 0.001 respectively. Therefore, to observe this break one needs GW detectors at MHz frequencies. There could be another gravitational wave background via graviton emission by the PBHs[141–143]. However, for light PBHs as in the present scenario, GW background via graviton emission typically peaks at frequencies more than 10^{12} Hz. An analytical relation between energy density and frequency is given by[141]

$$\Omega_{\text{GW}}^{\text{GR}}(f) = \frac{128\pi^4 f^4}{\rho_c M_{\text{Pl}}^4} \int_{t_{\text{Bf}}}^{t_{ev}} \frac{M(t)^2 n_{\text{PBH}}(t)}{\exp[16\pi^2 f M(t) a(t_0)/a(t) M_{\text{Pl}}^2] - 1} dt. \quad (\text{IV.10})$$

In figure 5 (top), we have shown the full spectrum of gravitational waves relevant to probe PBH baryogenesis. In the left panel we have shown the GW spectrum for three different values of CS loop size, whereas in the right panel, we show the GW spectrum from CS for $\alpha = 0.1$ (red dashed) and due to the graviton emission (blue dashed) $M_{\text{BH}} = 13g$. The thick solid red line in the right hand side represent the combined signal that would manifest a successful baryogenesis. There have been proposals to detect GWs at higher frequencies[144–146] which may shed light on the behaviour of GW spectrum at higher frequencies compatible with successful PBH baryogenesis. Since we discuss GWs with strong amplitude, probably it is worthwhile to have some comments on the prospect of PBH baryogenesis in the light of recent finding by NANOGrav collaboration[104]. The NANOGrav collaboration with their recently released 12.5 yrs data set, reports strong evidence for a stochastic common-spectrum process over independent-red noises across 45 pulsars [104]. However, the detection has not been claimed as GWs, since the time residuals do not show characteristic spatial relation which is described by the Hellings–Downs (HD) curve[147]. On top of that, other systematics such as pulsar spin noise[148] and solar system effects[149] may affect the signal and therefore, the analysis requires proper handling of these two effects[104]. Nonetheless, if the signal is interpreted as GWs, it would unequivocally open up a new direction to probe Early Universe cosmology. Note that, the new NANOGrav 12.5 yr data[104] is nearly consistent with previous EPTA data[150], but they are in tension with previous limits from PPTA [151] and a previous NANOGrav analysis of their 11 yrs (older) data[152]. According to Ref.[104], this tension would be reduced using improved prior to the intrinsic pulsar red noise to the older data. The 12.5 yrs NANOGrav data are expressed in terms of power-law signal with characteristic strain given by

$$h_c(f) = A \left(\frac{f}{f_{\text{yr}}} \right)^{(3-\gamma)/2} \quad (\text{IV.11})$$

with $f_{\text{yr}} = 1 \text{ yr}^{-1}$ and A being the characteristic strain amplitude. The abundance of GWs has the standard form and can be recast as:

$$\Omega_{\text{GW}}(f) = \Omega_{\text{yr}} \left(\frac{f}{f_{\text{yr}}} \right)^{5-\gamma}, \quad \text{with} \quad \Omega_{\text{yr}} = \frac{2\pi^2}{3H_0^2} A^2 f_{\text{yr}}^2. \quad (\text{IV.12})$$

The result of a simple power-law fit to the cosmic string generated GW spectra using Eq.IV.12 is shown on the bottom panel of Fig.5, on the spectral index (γ)-amplitude (A) plane against the NANOGrav@ 1σ and 2σ contours. It can be seen that the data is better fitted with the smaller loop size. Recent simulations of cosmic string networks report a population of large loops with initial loop size parameter peaked around $\alpha \simeq 0.1$ [130, 131]. For this fiducial value of α , the PBH baryogenesis scenario is already in tension with the NANOGrav data.

V. SUMMARY

In this work, we have studied baryogenesis via non-thermal leptogenesis from ultralight primordial black hole evaporation and its test with cosmic string induced gravitational waves. We show that if the right handed neutrino masses get generated dynamically which is then followed by black hole formation, successful baryogenesis gives rise to GWs with strong amplitude which will be tested within a wide range of frequencies by the future GW detectors. We focus more on the scenario where the black holes dominate the energy density of the universe before they evaporate. In this case, the final baryon asymmetry is independent of black hole density at the formation and there is a break in the GW spectra which occurs around MHz frequency. Therefore, scenarios like PBH baryogenesis could be a good motivation to think of GW detectors beyond the frequency sensitivity, e.g., LIGO. We also consider the recent finding by the NANOGrav PTA of a stochastic common spectrum process across many pulsars which could be a GW signal. We show that the predicted GW amplitude by successful PBH baryogenesis can be well fitted with the reported cross-power spectral density and characteristic strain amplitude contours with smaller string loops.

ACKNOWLEDGEMENT

R. Samanta is supported by the project MSCA-IF IV FZU - CZ.02.2.69/0.0/0.0/20_079/0017754 and acknowledges European Structural and Investment Fund and the Czech Ministry of Education, Youth and Sports.

-
- [1] S. Hawking, Mon. Not. Roy. Astron. Soc. **152**, 75 (1971).
 - [2] B. J. Carr and S. W. Hawking, Mon. Not. Roy. Astron. Soc. **168**, 399 (1974).
 - [3] B. J. Carr, Astrophys. J. **201**, 1 (1975). doi:10.1086/153853
 - [4] B. P. Abbott *et al.* [LIGO Scientific and Virgo Collaborations], Phys. Rev. Lett. **116**, no. 6, 061102 (2016) doi:10.1103/PhysRevLett.116.061102 [arXiv:1602.03837 [gr-qc]].
 - [5] B. P. Abbott *et al.* [LIGO Scientific and Virgo Collaborations], Phys. Rev. Lett. **116**, no. 24, 241103 (2016) doi:10.1103/PhysRevLett.116.241103 [arXiv:1606.04855 [gr-qc]].
 - [6] B. P. Abbott *et al.* [LIGO Scientific and VIRGO Collaborations], Phys. Rev. Lett. **118**, no. 22, 221101 (2017) Erratum: [Phys. Rev. Lett. **121**, no. 12, 129901 (2018)] doi:10.1103/PhysRevLett.118.221101, 10.1103/PhysRevLett.121.129901 [arXiv:1706.01812 [gr-qc]].

- [7] B. P. Abbott *et al.* [LIGO Scientific and Virgo Collaborations], *Astrophys. J. Lett.* **851**, L35 (2017) doi:10.3847/2041-8213/aa9f0c [arXiv:1711.05578 [astro-ph.HE]].
- [8] B. P. Abbott *et al.* [LIGO Scientific and Virgo Collaborations], *Phys. Rev. Lett.* **119**, no. 14, 141101 (2017) doi:10.1103/PhysRevLett.119.141101 [arXiv:1709.09660 [gr-qc]].
- [9] B. P. Abbott *et al.* [LIGO Scientific and Virgo Collaborations], *Phys. Rev. Lett.* **119** (2017) no.16, 161101 doi:10.1103/PhysRevLett.119.161101 [arXiv:1710.05832 [gr-qc]].
- [10] R. Abbott *et al.* [LIGO Scientific and Virgo Collaborations], *Astrophys. J. Lett.* **896**, no. 2, L44 (2020) doi:10.3847/2041-8213/ab960f [arXiv:2006.12611 [astro-ph.HE]].
- [11] B. Carr, F. Kuhnel and M. Sandstad, *Phys. Rev. D* **94**, no. 8, 083504 (2016) doi:10.1103/PhysRevD.94.083504 [arXiv:1607.06077 [astro-ph.CO]].
- [12] S. Clesse and J. García-Bellido, *Phys. Dark Univ.* **15**, 142 (2017) doi:10.1016/j.dark.2016.10.002 [arXiv:1603.05234 [astro-ph.CO]].
- [13] Y. Ali-Haïmoud and M. Kamionkowski, *Phys. Rev. D* **95**, no. 4, 043534 (2017) doi:10.1103/PhysRevD.95.043534 [arXiv:1612.05644 [astro-ph.CO]].
- [14] H. Niikura *et al.*, *Nature Astron.* **3**, no. 6, 524 (2019) doi:10.1038/s41550-019-0723-1 [arXiv:1701.02151 [astro-ph.CO]].
- [15] B. Carr, M. Raidal, T. Tenkanen, V. Vaskonen and H. Veermäe, *Phys. Rev. D* **96**, no. 2, 023514 (2017) doi:10.1103/PhysRevD.96.023514 [arXiv:1705.05567 [astro-ph.CO]].
- [16] M. Sasaki, T. Suyama, T. Tanaka and S. Yokoyama, *Class. Quant. Grav.* **35**, no. 6, 063001 (2018) doi:10.1088/1361-6382/aaa7b4 [arXiv:1801.05235 [astro-ph.CO]].
- [17] L. Barack *et al.*, *Class. Quant. Grav.* **36**, no. 14, 143001 (2019) doi:10.1088/1361-6382/ab0587 [arXiv:1806.05195 [gr-qc]].
- [18] B. Carr, K. Kohri, Y. Sendouda and J. Yokoyama, arXiv:2002.12778 [astro-ph.CO].
- [19] A. M. Green and B. J. Kavanagh, arXiv:2007.10722 [astro-ph.CO].
- [20] A. L. Miller, S. Clesse, F. De Lillo, G. Bruno, A. Depasse and A. Tanasijczuk, arXiv:2012.12983 [astro-ph.HE].
- [21] S. W. Hawking, *Commun. Math. Phys.* **43**, 199 (1975) Erratum: [*Commun. Math. Phys.* **46**, 206 (1976)]. doi:10.1007/BF02345020, 10.1007/BF01608497
- [22] B. Carr, K. Kohri, Y. Sendouda and J. Yokoyama, arXiv:2002.12778 [astro-ph.CO].
- [23] S. K. Acharya and R. Khatri, *JCAP* **2006**, 018 (2020) doi:10.1088/1475-7516/2020/06/018 [arXiv:2002.00898 [astro-ph.CO]].
- [24] C. Keith, D. Hooper, N. Blinov and S. D. McDermott, *Phys. Rev. D* **102**, no. 10, 103512 (2020) doi:10.1103/PhysRevD.102.103512 [arXiv:2006.03608 [astro-ph.CO]].
- [25] A. G. Polnarev and M. Y. Khlopov, *Sov. Phys. Usp.* **28**, 213 (1985) [*Usp. Fiz. Nauk* **145**, 369 (1985)]. doi:10.1070/PU1985v028n03ABEH003858
- [26] M. Y. Khlopov, A. Barrau and J. Grain, *Class. Quant. Grav.* **23**, 1875 (2006) doi:10.1088/0264-9381/23/6/004 [astro-ph/0406621].
- [27] T. Fujita, M. Kawasaki, K. Harigaya and R. Matsuda, *Phys. Rev. D* **89**, no. 10, 103501 (2014) doi:10.1103/PhysRevD.89.103501 [arXiv:1401.1909 [astro-ph.CO]].
- [28] R. Allahverdi, J. Dent and J. Osinski, *Phys. Rev. D* **97**, no. 5, 055013 (2018) doi:10.1103/PhysRevD.97.055013 [arXiv:1711.10511 [astro-ph.CO]].
- [29] O. Lennon, J. March-Russell, R. Petrossian-Byrne and H. Tillim, *JCAP* **1804**, 009 (2018) doi:10.1088/1475-7516/2018/04/009 [arXiv:1712.07664 [hep-ph]].
- [30] L. Morrison, S. Profumo and Y. Yu, *JCAP* **1905**, 005 (2019) doi:10.1088/1475-7516/2019/05/005 [arXiv:1812.10606 [astro-ph.CO]].

- [31] D. Hooper, G. Krnjaic and S. D. McDermott, *JHEP* **1908**, 001 (2019) doi:10.1007/JHEP08(2019)001 [arXiv:1905.01301 [hep-ph]].
- [32] C. Lunardini and Y. F. Perez-Gonzalez, *JCAP* **2008**, 014 (2020) doi:10.1088/1475-7516/2020/08/014 [arXiv:1910.07864 [hep-ph]].
- [33] A. Chaudhuri and A. Dolgov, arXiv:2001.11219 [astro-ph.CO].
- [34] I. Masina, *Eur. Phys. J. Plus* **135**, no. 7, 552 (2020) doi:10.1140/epjp/s13360-020-00564-9 [arXiv:2004.04740 [hep-ph]].
- [35] I. Baldes, Q. Decant, D. C. Hooper and L. Lopez-Honorez, *JCAP* **2008**, 045 (2020) doi:10.1088/1475-7516/2020/08/045 [arXiv:2004.14773 [astro-ph.CO]].
- [36] P. Gondolo, P. Sandick and B. Shams Es Haghi, *Phys. Rev. D* **102**, no. 9, 095018 (2020) doi:10.1103/PhysRevD.102.095018 [arXiv:2009.02424 [hep-ph]].
- [37] N. Bernal and Ó. Zapata, arXiv:2010.09725 [hep-ph].
- [38] N. Bernal and Ó. Zapata, arXiv:2011.02510 [hep-ph].
- [39] N. Bernal and Ó. Zapata, arXiv:2011.12306 [astro-ph.CO].
- [40] J. Auffinger, I. Masina and G. Orlando, arXiv:2012.09867 [hep-ph].
- [41] J. D. Barrow, E. J. Copeland, E. W. Kolb and A. R. Liddle, *Phys. Rev. D* **43**, 984 (1991). doi:10.1103/PhysRevD.43.984
- [42] D. Baumann, P. J. Steinhardt and N. Turok, hep-th/0703250 [HEP-TH].
- [43] A. Hook, *Phys. Rev. D* **90**, no. 8, 083535 (2014) doi:10.1103/PhysRevD.90.083535 [arXiv:1404.0113 [hep-ph]].
- [44] Y. Hamada and S. Iso, *PTEP* **2017**, no. 3, 033B02 (2017) doi:10.1093/ptep/ptx011 [arXiv:1610.02586 [hep-ph]].
- [45] D. Hooper and G. Krnjaic, arXiv:2010.01134 [hep-ph].
- [46] Y. F. Perez-Gonzalez and J. Turner, arXiv:2010.03565 [hep-ph].
- [47] K. Inomata, M. Kawasaki, K. Mukaida, T. Terada and T. T. Yanagida, *Phys. Rev. D* **101**, no. 12, 123533 (2020) doi:10.1103/PhysRevD.101.123533 [arXiv:2003.10455 [astro-ph.CO]].
- [48] T. Papanikolaou, V. Vennin and D. Langlois, arXiv:2010.11573 [astro-ph.CO].
- [49] G. Domènech, C. Lin and M. Sasaki, arXiv:2012.08151 [gr-qc].
- [50] P. Burda, R. Gregory and I. Moss, *Phys. Rev. Lett.* **115**, 071303 (2015) doi:10.1103/PhysRevLett.115.071303 [arXiv:1501.04937 [hep-th]].
- [51] P. Burda, R. Gregory and I. Moss, *JHEP* **1606**, 025 (2016) doi:10.1007/JHEP06(2016)025 [arXiv:1601.02152 [hep-th]].
- [52] A. D. Sakharov, *Pisma Zh. Eksp. Teor. Fiz.* **5**, 32 (1967) [*JETP Lett.* **5**, 24 (1967)] [*Sov. Phys. Usp.* **34**, no. 5, 392 (1991)] [*Usp. Fiz. Nauk* **161**, no. 5, 61 (1991)]. doi:10.1070/PU1991v034n05ABEH002497
- [53] V. A. Kuzmin, V. A. Rubakov and M. E. Shaposhnikov, *Phys. Lett.* **155B**, 36 (1985). doi:10.1016/0370-2693(85)91028-7
- [54] E. W. Kolb and M. S. Turner, *Front. Phys.* **69**, 1 (1990).
- [55] M. Fukugita and T. Yanagida, *Phys. Lett. B* **174**, 45 (1986). doi:10.1016/0370-2693(86)91126-3
- [56] A. Riotto and M. Trodden, *Ann. Rev. Nucl. Part. Sci.* **49**, 35 (1999) doi:10.1146/annurev.nucl.49.1.35 [hep-ph/9901362].
- [57] A. Pilaftsis and T. E. J. Underwood, *Nucl. Phys. B* **692**, 303 (2004) doi:10.1016/j.nuclphysb.2004.05.029 [hep-ph/0309342].
- [58] W. Buchmuller, P. Di Bari and M. Plumacher, *Annals Phys.* **315**, 305 (2005) doi:10.1016/j.aop.2004.02.003 [hep-ph/0401240].

- [59] S. Davidson, E. Nardi and Y. Nir, Phys. Rept. **466**, 105 (2008) doi:10.1016/j.physrep.2008.06.002 [arXiv:0802.2962 [hep-ph]].
- [60] D. Bodeker and W. Buchmuller, arXiv:2009.07294 [hep-ph].
- [61] P. Minkowski, Phys. Lett. **67B**, 421 (1977). doi:10.1016/0370-2693(77)90435-X
- [62] M. Gell-Mann, P. Ramond and R. Slansky, Conf. Proc. C **790927**, 315 (1979) [arXiv:1306.4669 [hep-th]].
- [63] T. Yanagida, Prog. Theor. Phys. **64**, 1103 (1980). doi:10.1143/PTP.64.1103
- [64] R. N. Mohapatra and G. Senjanovic, Phys. Rev. Lett. **44**, 912 (1980). doi:10.1103/PhysRevLett.44.912
- [65] A variant of Type-1 seesaw: R. N. Mohapatra, Phys. Rev. Lett. **56**, 561 (1986). doi:10.1103/PhysRevLett.56.561
- [66] E. K. Akhmedov, V. A. Rubakov and A. Y. Smirnov, Phys. Rev. Lett. **81**, 1359 (1998) doi:10.1103/PhysRevLett.81.1359 [hep-ph/9803255].
- [67] T. Hambye and D. Teresi, Phys. Rev. Lett. **117**, no. 9, 091801 (2016) doi:10.1103/PhysRevLett.117.091801 [arXiv:1606.00017 [hep-ph]].
- [68] P. S. Bhupal Dev, P. Millington, A. Pilaftsis and D. Teresi, Nucl. Phys. B **886** (2014) 569 doi:10.1016/j.nuclphysb.2014.06.020 [arXiv:1404.1003 [hep-ph]].
- [69] P. S. Bhupal Dev, P. Millington, A. Pilaftsis and D. Teresi, Nucl. Phys. B **891**, 128 (2015) doi:10.1016/j.nuclphysb.2014.12.003 [arXiv:1410.6434 [hep-ph]].
- [70] G. Altarelli and F. Feruglio, Rev. Mod. Phys. **82**, 2701 (2010) doi:10.1103/RevModPhys.82.2701 [arXiv:1002.0211 [hep-ph]].
- [71] H. Ishimori, T. Kobayashi, H. Ohki, Y. Shimizu, H. Okada and M. Tanimoto, Prog. Theor. Phys. Suppl. **183**, 1 (2010) doi:10.1143/PTPS.183.1 [arXiv:1003.3552 [hep-th]].
- [72] S. F. King, Prog. Part. Nucl. Phys. **94**, 217 (2017) doi:10.1016/j.ppnp.2017.01.003 [arXiv:1701.04413 [hep-ph]].
- [73] S. T. Petcov, Eur. Phys. J. C **78**, no. 9, 709 (2018) doi:10.1140/epjc/s10052-018-6158-5 [arXiv:1711.10806 [hep-ph]].
- [74] P. Di Bari and A. Riotto, Phys. Lett. B **671**, 462 (2009) doi:10.1016/j.physletb.2008.12.054 [arXiv:0809.2285 [hep-ph]].
- [75] P. Di Bari and A. Riotto, JCAP **1104**, 037 (2011) doi:10.1088/1475-7516/2011/04/037 [arXiv:1012.2343 [hep-ph]].
- [76] C. S. Fong, D. Meloni, A. Meroni and E. Nardi, JHEP **1501**, 111 (2015) doi:10.1007/JHEP01(2015)111 [arXiv:1412.4776 [hep-ph]].
- [77] P. Di Bari, L. Marzola and M. Re Fiorentin, Nucl. Phys. B **893**, 122 (2015) doi:10.1016/j.nuclphysb.2015.02.005 [arXiv:1411.5478 [hep-ph]].
- [78] P. Di Bari and R. Samanta, arXiv:2005.03057 [hep-ph].
- [79] J. A. Dror, T. Hiramatsu, K. Kohri, H. Murayama and G. White, Phys. Rev. Lett. **124**, no. 4, 041804 (2020) doi:10.1103/PhysRevLett.124.041804 [arXiv:1908.03227 [hep-ph]].
- [80] T. W. B. Kibble, J. Phys. A **9**, 1387 (1976). doi:10.1088/0305-4470/9/8/029
- [81] R. Jeannerot, J. Rocher and M. Sakellariadou, Phys. Rev. D **68**, 103514 (2003) doi:10.1103/PhysRevD.68.103514 [hep-ph/0308134].
- [82] H. B. Nielsen and P. Olesen, Nucl. Phys. B **61**, 45 (1973). doi:10.1016/0550-3213(73)90350-7
- [83] C. Ringeval, M. Sakellariadou and F. Bouchet, JCAP **0702**, 023 (2007) doi:10.1088/1475-7516/2007/02/023 [astro-ph/0511646].
- [84] J. J. Blanco-Pillado, K. D. Olum and B. Shlaer, Phys. Rev. D **83**, 083514 (2011) doi:10.1103/PhysRevD.83.083514 [arXiv:1101.5173 [astro-ph.CO]].

- [85] A. Davidson, Phys. Rev. D **20**, 776 (1979). doi:10.1103/PhysRevD.20.776
- [86] R. E. Marshak and R. N. Mohapatra, Phys. Lett. **91B**, 222 (1980). doi:10.1016/0370-2693(80)90436-0
- [87] R. N. Mohapatra and R. E. Marshak, Phys. Rev. Lett. **44**, 1316 (1980) Erratum: [Phys. Rev. Lett. **44**, 1643 (1980)]. doi:10.1103/PhysRevLett.44.1644.2, 10.1103/PhysRevLett.44.1316
- [88] S. Blasi, V. Brdar and K. Schmitz, arXiv:2004.02889 [hep-ph].
- [89] R. Samanta and S. Datta, arXiv:2009.13452 [hep-ph].
- [90] Y. Cui, M. Lewicki, D. E. Morrissey and J. D. Wells, Phys. Rev. D **97**, no. 12, 123505 (2018) doi:10.1103/PhysRevD.97.123505 [arXiv:1711.03104 [hep-ph]].
- [91] Y. Cui, M. Lewicki, D. E. Morrissey and J. D. Wells, JHEP **1901**, 081 (2019) doi:10.1007/JHEP01(2019)081 [arXiv:1808.08968 [hep-ph]].
- [92] P. Auclair *et al.*, JCAP **2004**, 034 (2020) doi:10.1088/1475-7516/2020/04/034 [arXiv:1909.00819 [astro-ph.CO]].
- [93] S. Jung and T. Kim, JCAP **2007**, 068 (2020) doi:10.1088/1475-7516/2020/07/068 [arXiv:1810.04172 [astro-ph.CO]].
- [94] D. Bettoni, G. Domènech and J. Rubio, JCAP **1902**, 034 (2019) doi:10.1088/1475-7516/2019/02/034 [arXiv:1810.11117 [astro-ph.CO]].
- [95] C. F. Chang and Y. Cui, Phys. Dark Univ. **29**, 100604 (2020) doi:10.1016/j.dark.2020.100604 [arXiv:1910.04781 [hep-ph]].
- [96] Y. Gouttenoire, G. Servant and P. Simakachorn, JCAP **2007**, 032 (2020) doi:10.1088/1475-7516/2020/07/032 [arXiv:1912.02569 [hep-ph]].
- [97] Y. Gouttenoire, G. Servant and P. Simakachorn, JCAP **2007**, 016 (2020) doi:10.1088/1475-7516/2020/07/016 [arXiv:1912.03245 [hep-ph]].
- [98] L. Sousa, P. P. Avelino and G. S. F. Guedes, Phys. Rev. D **101**, no. 10, 103508 (2020) doi:10.1103/PhysRevD.101.103508 [arXiv:2002.01079 [astro-ph.CO]].
- [99] M. A. Fernandez, S. Bird and Y. Cui, Phys. Rev. D **102**, no. 4, 043509 (2020) doi:10.1103/PhysRevD.102.043509 [arXiv:2004.13752 [astro-ph.CO]].
- [100] R. Zhou and L. Bian, arXiv:2006.13872 [hep-ph].
- [101] W. Buchmuller, V. Domcke, H. Murayama and K. Schmitz, Phys. Lett. B **809**, 135764 (2020) doi:10.1016/j.physletb.2020.135764 [arXiv:1912.03695 [hep-ph]].
- [102] S. F. King, S. Pascoli, J. Turner and Y. L. Zhou, arXiv:2005.13549 [hep-ph].
- [103] B. Fornal and B. Shams Es Haghi, Phys. Rev. D **102**, no. 11, 115037 (2020) doi:10.1103/PhysRevD.102.115037 [arXiv:2008.05111 [hep-ph]].
- [104] Z. Arzoumanian *et al.* [NANOGrav Collaboration], arXiv:2009.04496 [astro-ph.HE].
- [105] J. Ellis and M. Lewicki, arXiv:2009.06555 [astro-ph.CO].
- [106] S. Blasi, V. Brdar and K. Schmitz, arXiv:2009.06607 [astro-ph.CO].
- [107] W. Buchmuller, V. Domcke and K. Schmitz, arXiv:2009.10649 [astro-ph.CO].
- [108] B. C. Barish, S. Bird and Y. Cui, arXiv:2012.07874 [gr-qc].
- [109] L. Bian, J. Liu and R. Zhou, arXiv:2009.13893 [astro-ph.CO].
- [110] S. Chigusa, Y. Nakai and J. Zheng, arXiv:2011.04090 [hep-ph].
- [111] J. J. Blanco-Pillado and K. D. Olum, Phys. Rev. D **96**, no. 10, 104046 (2017) doi:10.1103/PhysRevD.96.104046 [arXiv:1709.02693 [astro-ph.CO]].
- [112] J. J. Blanco-Pillado, K. D. Olum and B. Shlaer, Phys. Rev. D **89**, no. 2, 023512 (2014) doi:10.1103/PhysRevD.89.023512 [arXiv:1309.6637 [astro-ph.CO]].
- [113] Y. Akrami *et al.* [Planck Collaboration], Astron. Astrophys. **641**, A10 (2020) doi:10.1051/0004-6361/201833887 [arXiv:1807.06211 [astro-ph.CO]].

- [114] J. H. MacGibbon, Phys. Rev. D **44**, 376 (1991). doi:10.1103/PhysRevD.44.376
- [115] G. F. Giudice, E. W. Kolb and A. Riotto, Phys. Rev. D **64**, 023508 (2001) doi:10.1103/PhysRevD.64.023508 [hep-ph/0005123].
- [116] A. Abada, S. Davidson, A. Ibarra, F.-X. Josse-Michaux, M. Losada and A. Riotto, JHEP **0609**, 010 (2006) doi:10.1088/1126-6708/2006/09/010 [hep-ph/0605281].
- [117] E. Nardi, Y. Nir, E. Roulet and J. Racker, JHEP **0601**, 164 (2006) doi:10.1088/1126-6708/2006/01/164 [hep-ph/0601084].
- [118] R. Samanta, R. Sinha and A. Ghosal, JHEP **1910**, 057 (2019) doi:10.1007/JHEP10(2019)057 [arXiv:1805.10031 [hep-ph]].
- [119] S. Blanchet and P. Di Bari, JCAP **0703**, 018 (2007) doi:10.1088/1475-7516/2007/03/018 [hep-ph/0607330].
- [120] P. S. B. Dev, P. Di Bari, B. Garbrecht, S. Lavignac, P. Millington and D. Teresi, Int. J. Mod. Phys. A **33**, 1842001 (2018) doi:10.1142/S0217751X18420010 [arXiv:1711.02861 [hep-ph]].
- [121] R. Sinha, R. Samanta and A. Ghosal, JHEP **1712**, 030 (2017) doi:10.1007/JHEP12(2017)030 [arXiv:1706.00946 [hep-ph]].
- [122] R. Samanta, A. Biswas and S. Bhattacharya, arXiv:2006.02960 [hep-ph].
- [123] R. Samanta and M. Sen, JHEP **2001**, 193 (2020) doi:10.1007/JHEP01(2020)193 [arXiv:1908.08126 [hep-ph]].
- [124] A. Vilenkin, Y. Levin and A. Gruzinov, JCAP **1811**, 008 (2018) doi:10.1088/1475-7516/2018/11/008 [arXiv:1808.00670 [astro-ph.CO]].
- [125] S. Davidson and A. Ibarra, Phys. Lett. B **535**, 25 (2002) doi:10.1016/S0370-2693(02)01735-5 [hep-ph/0202239].
- [126] H. B. Nielsen and P. Olesen, Nucl. Phys. B **61**, 45 (1973). doi:10.1016/0550-3213(73)90350-7
- [127] T. Charnock, A. Avgoustidis, E. J. Copeland and A. Moss, Phys. Rev. D **93**, no. 12, 123503 (2016) doi:10.1103/PhysRevD.93.123503 [arXiv:1603.01275 [astro-ph.CO]].
- [128] T. Vachaspati and A. Vilenkin, Phys. Rev. D **31**, 3052 (1985). doi:10.1103/PhysRevD.31.3052
- [129] A. Vilenkin, Phys. Lett. **107B**, 47 (1981). doi:10.1016/0370-2693(81)91144-8
- [130] J. J. Blanco-Pillado and K. D. Olum, Phys. Rev. D **96**, no. 10, 104046 (2017) doi:10.1103/PhysRevD.96.104046 [arXiv:1709.02693 [astro-ph.CO]].
- [131] J. J. Blanco-Pillado, K. D. Olum and B. Shlaer, Phys. Rev. D **89**, no. 2, 023512 (2014) doi:10.1103/PhysRevD.89.023512 [arXiv:1309.6637 [astro-ph.CO]].
- [132] P. Amaro-Seoane *et al.* [LISA Collaboration], arXiv:1702.00786 [astro-ph.IM].
- [133] W. H. Ruan, Z. K. Guo, R. G. Cai and Y. Z. Zhang, Int. J. Mod. Phys. A **35**, no. 17, 2050075 (2020) doi:10.1142/S0217751X2050075X [arXiv:1807.09495 [gr-qc]].
- [134] J. Luo *et al.* [TianQin Collaboration], Class. Quant. Grav. **33**, no. 3, 035010 (2016) doi:10.1088/0264-9381/33/3/035010 [arXiv:1512.02076 [astro-ph.IM]].
- [135] V. Corbin and N. J. Cornish, Class. Quant. Grav. **23**, 2435 (2006) doi:10.1088/0264-9381/23/7/014 [gr-qc/0512039].
- [136] N. Seto, S. Kawamura and T. Nakamura, Phys. Rev. Lett. **87**, 221103 (2001) doi:10.1103/PhysRevLett.87.221103 [astro-ph/0108011].
- [137] B. Sathyaprakash *et al.*, Class. Quant. Grav. **29**, 124013 (2012) Erratum: [Class. Quant. Grav. **30**, 079501 (2013)] doi:10.1088/0264-9381/29/12/124013, 10.1088/0264-9381/30/7/079501 [arXiv:1206.0331 [gr-qc]].
- [138] B. P. Abbott *et al.* [LIGO Scientific Collaboration], Class. Quant. Grav. **34**, no. 4, 044001 (2017) doi:10.1088/1361-6382/aa51f4 [arXiv:1607.08697 [astro-ph.IM]].

- [139] P. W. Graham, J. M. Hogan, M. A. Kasevich, S. Rajendran, and R. W. Romani (MAGIS), (2017), arXiv:1711.02225 [astro-ph.IM].
- [140] Y. A. El-Neaj et al. (AEDGE), EPJ Quant. Technol. 7, 6 (2020), arXiv:1908.00802 [gr-qc].
- [141] R. Anantua, R. Easther and J. T. Giblin, Phys. Rev. Lett. **103**, 111303 (2009) doi:10.1103/PhysRevLett.103.111303 [arXiv:0812.0825 [astro-ph]].
- [142] A. D. Dolgov and D. Ejlli, Phys. Rev. D **84**, 024028 (2011) doi:10.1103/PhysRevD.84.024028 [arXiv:1105.2303 [astro-ph.CO]].
- [143] R. Dong, W. H. Kinney and D. Stojkovic, JCAP **1610**, 034 (2016) doi:10.1088/1475-7516/2016/10/034 [arXiv:1511.05642 [astro-ph.CO]].
- [144] F. Li, N. Yang, Z. Fang, R. M. L. Baker, Jr., G. V. Stephenson and H. Wen, Phys. Rev. D **80**, 064013 (2009) doi:10.1103/PhysRevD.80.064013 [arXiv:0909.4118 [gr-qc]].
- [145] A. Arvanitaki and A. A. Geraci, Phys. Rev. Lett. **110**, no. 7, 071105 (2013) doi:10.1103/PhysRevLett.110.071105 [arXiv:1207.5320 [gr-qc]].
- [146] A. Ito, T. Ikeda, K. Miuchi and J. Soda, Eur. Phys. J. C **80**, no. 3, 179 (2020) doi:10.1140/epjc/s10052-020-7735-y [arXiv:1903.04843 [gr-qc]].
- [147] R. w. Hellings and G. s. Downs, Astrophys. J. Lett. **265**, L39 (1983). doi:10.1086/183954
- [148] M. T. Lam *et al.*, Astrophys. J. **834**, no. 1, 35 (2017) doi:10.3847/1538-4357/834/1/35 [arXiv:1610.01731 [astro-ph.HE]].
- [149] G. Hobbs, R. Edwards and R. Manchester, Mon. Not. Roy. Astron. Soc. **369**, 655 (2006) doi:10.1111/j.1365-2966.2006.10302.x [astro-ph/0603381].
- [150] L. Lentati *et al.*, Mon. Not. Roy. Astron. Soc. **453**, no. 3, 2576 (2015) doi:10.1093/mnras/stv1538 [arXiv:1504.03692 [astro-ph.CO]].
- [151] R. M. Shannon *et al.*, Science **349**, no. 6255, 1522 (2015) doi:10.1126/science.aab1910 [arXiv:1509.07320 [astro-ph.CO]].
- [152] Z. Arzoumanian *et al.* [NANOGrAV Collaboration], Astrophys. J. **859**, no. 1, 47 (2018) doi:10.3847/1538-4357/aabd3b [arXiv:1801.02617 [astro-ph.HE]].