

Dialogue Response Selection with Hierarchical Curriculum Learning

Yixuan Su^{♣,*} Deng Cai^{♡,*} Qingyu Zhou[◇] Zibo Lin[◇] Simon Baker[♣]
Yunbo Cao[◇] Shuming Shi[◇] Nigel Collier[♣] Yan Wang[◇]

[♣]Language Technology Lab, University of Cambridge

[♡]The Chinese University of Hong Kong

[◇]Tencent Inc.

{ys484, sb895, nhc30}@cam.ac.uk

thisisjcykcd@gmail.com

{qingyuzhou, jimblin, yunbocao, shumingshi, brandenwang}@tencent.com

Abstract

We study the learning of a matching model for dialogue response selection. Motivated by the recent finding that models trained with random negative samples are not ideal in real-world scenarios, we propose a hierarchical curriculum learning framework that trains the matching model in an “easy-to-difficult” scheme. Our learning framework consists of two complementary curricula: (1) corpus-level curriculum (CC); and (2) instance-level curriculum (IC). In CC, the model gradually increases its ability in finding the matching clues between the dialogue context and a response candidate. As for IC, it progressively strengthens the model’s ability in identifying the mismatching information between the dialogue context and a response candidate. Empirical studies on three benchmark datasets with three state-of-the-art matching models demonstrate that the proposed learning framework significantly improves the model performance across various evaluation metrics.

1 Introduction

Building intelligent conversation systems is a long-standing goal of artificial intelligence and has attracted much attention in recent years (Shum et al., 2018; Kollar et al., 2018). An important challenge for building such conversation systems is the response selection problem, that is, selecting the best response to a given dialogue context from a set of candidate responses (Ritter et al., 2011).

To tackle this problem, different matching models are developed to measure the matching degree between a dialogue context and a response candidate (Wu et al., 2017; Zhou et al., 2018; Lu et al., 2019; Gu et al., 2019). Despite their differences,

*The main body of this work was done during internship at Tencent Inc. The first two authors contributed equally. Yan Wang is the corresponding author.

Dialogue Context Between Two Speakers A and B	
A:	Would you please recommend me a good TV series to watch during my spare time?
B:	Absolutely! Which kind of TV series are you most interested in?
A:	My favorite type is fantasy drama.
B:	I think both Game of Thrones and The Vampire Diaries are good choices.
Positive Response	
P1:	Awesome, I believe both of them are great TV series! I will first watch Game of Thrones. (Easy)
P2:	Cool! I think I find the perfect thing to kill my weekends. (Difficult)
Negative Response	
N1:	This restaurant is very expensive. (Easy)
N2:	Iain Glen played Ser Jorah Mormont in the HBO fantasy series Game of Thrones. (Difficult)

Table 1: An example dialogue context between speakers A and B, where P1 and P2 are easy and difficult positives; N1 and N2 are easy and difficult negatives.

most prior works train the model with data constructed by a simple heuristic. For each context, the human-written response is considered as positive (i.e., an appropriate response) and the responses from other dialogue contexts are considered as negatives (i.e., inappropriate responses). In practice, the negative responses are often randomly sampled and the training objective ensures that the positive response scores are higher than the negative ones.

Recently, some researchers (Li et al., 2019; Lin et al., 2020) have raised the concern that randomly sampled negative responses are often too trivial (i.e., totally irrelevant to the dialogue context). Models trained with trivial negative responses may fail to handle strong distractors in real-world scenarios. Essentially, the problem stems from the ignorance of the diversity in context-response matching degree. In other words, all random responses are treated as equally negative regardless of their different distracting strengths. For example, Ta-

ble 1 shows a conversation between two speakers and two negative responses (N1, N2) are presented. For N1, one can easily dispel its appropriateness as it unnaturally diverges from the TV show topic. On the other hand, N2 is a strong distractor as it overlaps significantly with the context (e.g., *fantasy series* and *Game of Thrones*). Only with close observation we can find that N2 does not maintain the coherence of the discussion, i.e., it starts a parallel discussion about an actor in *Game of Thrones* rather than elaborating on the enjoyable properties of the TV series. In addition, we also observe a similar phenomenon on the positive side. For different training context-response pairs, their pairwise relevance also varies. In Table 1, two positive responses (P1, P2) are provided for the given context. For P1, one can easily confirm its validity as it naturally replies the context. As for P2, while it expatiates on the enjoyable properties of the TV series, it does not exhibit any obvious matching clues (e.g., lexical overlap with the context). Therefore, to correctly identify P2, its relationship with the context must be carefully reasoned by the model.

Inspired by the above observations, in this work, we propose to employ the idea of curriculum learning (CL) (Bengio et al., 2009). The key to applying CL is to specify a proper learning scheme under which all training examples are learned. By analyzing the characteristics of the concerned task, we tailor-design a hierarchical curriculum learning (HCL) framework. Specifically, our learning framework consists of two complementary curriculum strategies, corpus-level curriculum (CC) and instance-level curriculum (IC), covering the two distinct aspects of response selection. In CC, the model gradually increases its ability in finding matching clues through an easy-to-difficult arrangement of positive context-response pairs. In IC, we sort all negative responses according to their distracting strength such that the model’s capability of identifying the mismatching information can be progressively strengthened.

Notably, our learning framework is independent to the choice of matching models. For a comprehensive evaluation, we evaluate our approach on three representative matching models, including the current state of the art. Results on three benchmark datasets demonstrate that the proposed learning framework leads to remarkable performance improvements across all evaluation metrics.

In a nutshell, our contributions can be summa-

rized as: (1) We propose a hierarchical curriculum learning framework to tackle the task of dialogue response selection; and (2) Empirical results on three benchmark datasets show that our approach can significantly improve the performance of various strong matching models, including the current state of the art.

2 Background

Given a dataset $\mathcal{D} = \{(c_i, r_i)\}_{i=1}^{|\mathcal{D}|}$, the learning of a matching model $s(\cdot, \cdot)$ is to correctly identify the positive response r_i conditioned on the dialogue context c_i from a set of negative responses \mathcal{R}_i^- . The learning objective is typically defined as

$$\mathcal{L}_s = \sum_{j=1}^m \max\{0, 1 - s(c_i, r_i) + s(c_i, \mathcal{R}_{ij}^-)\}, \quad (1)$$

where m is the number of negative responses associated with each training context-response pair. In most existing studies (Wu et al., 2017; Zhou et al., 2018; Gu et al., 2019), the training negative responses \mathcal{R}_i^- are randomly selected from the dataset \mathcal{D} . Recently, Li et al. (2019) and Lin et al. (2020) proposed different approaches to strengthen the training negatives. In testing, for any context-response (c, r) , the models give a score $s(c, r)$ that reflects their pairwise matching degree. Therefore, it allows the user to rank a set of response candidates according to the scores for response selection.

3 Methodology

3.1 Overview

We propose a *hierarchical curriculum learning* (HCL) framework for training neural matching models. It consists of two complementary curricula: (1) corpus-level curriculum (CC); and (2) instance-level curriculum (IC). Figure 1 illustrates the relationship between these two strategies. In CC (§3.2), the training context-response pairs with lower difficulty are presented to the model before harder pairs. This way, the model gradually increases its ability to find the matching clues contained in the response candidate. As for IC (§3.3), it controls the difficulty of negative responses that associated with each training context-response pair. Starting from easier negatives, the model progressively strengthens its ability to identify the mismatching information (e.g., semantic incoherence) in the response candidate. The following gives a detailed description of the proposed approach.

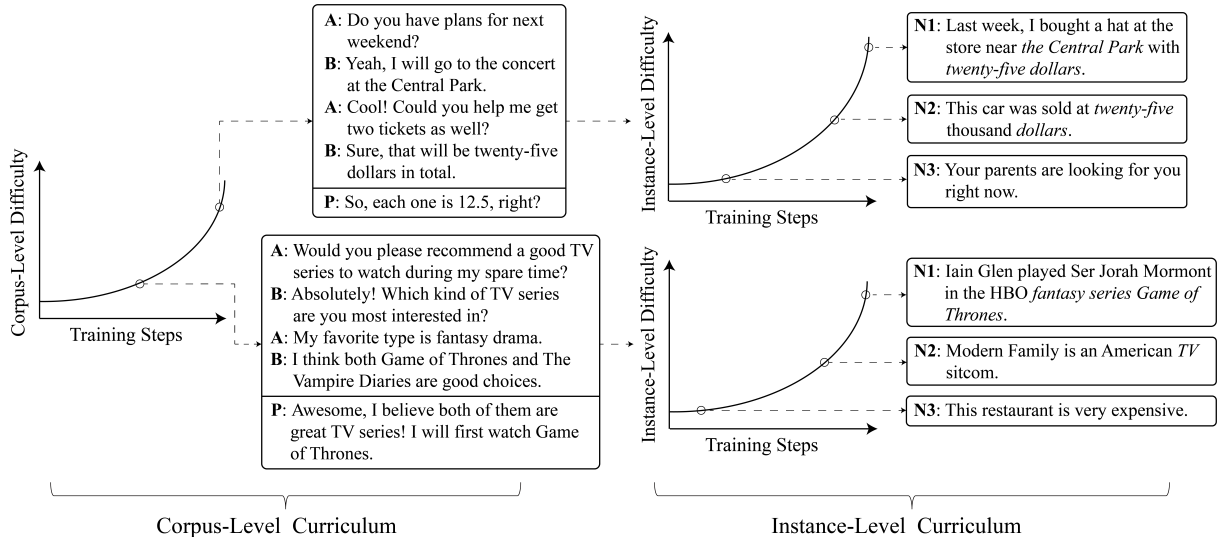


Figure 1: An illustration of the proposed learning framework: On the left part, two training context-response pairs with different difficulty levels are presented (the upper one is more difficult than the lower one, and **P** denotes the positive response). For each training instance, we show three associated negative responses (**N1**, **N2** and **N3**) with increasing difficulty from the bottom to the top. In the negative responses, the words that also appear in the dialogue context are marked as *italic*.

3.2 Corpus-Level Curriculum

Given the dataset $\mathcal{D} = \{(c_i, r_i)\}_{i=1}^{|\mathcal{D}|}$, the corpus-level curriculum (CC) arranges the ordering of different training context-response pairs. The model first learns to find easier matching clues from the pairs with lower difficulty. As the training progresses, harder cases are presented to the model to learn less obvious matching signals. Two examples are shown in the left part of Figure 1. For the easier pair, the context and the positive response are semantically coherent as well as lexically overlapped (e.g., *TV series* and *Game of Thrones*) with each other and such matching clues are simple for the model to learn. As for the harder case, the positive response can only be identified via numerical reasoning, which makes it harder to learn.

Difficulty Function. To measure the difficulty of each training context-response pair (c_i, r_i) , we adopt a pre-trained ranking model $G(\cdot, \cdot)$ (§3.4) to calculate its relevance score as $G(c_i, r_i)$. Here, a higher score of $G(c_i, r_i)$ corresponds to a higher relevance between c_i and r_i and vice versa. Then, for each pair $(c_i, r_i) \in \mathcal{D}$, its corpus-level difficulty $d_{cc}(c_i, r_i)$ is defined as

$$d_{cc}(c_i, r_i) = 1.0 - \frac{G(c_i, r_i)}{\max_{(c_k, r_k) \in \mathcal{D}} G(c_k, r_k)}, \quad (2)$$

where $d_{cc}(c_i, r_i)$ is normalized to $[0.0, 1.0]$. Here, a lower difficulty score indicates the pair (c_i, r_i) is

easier for the model to learn and vice versa.

Pacing Function. In training, to select the training context-response pairs with appropriate difficulty, we define a corpus-level pacing function, $p_{cc}(t)$, which controls the pace of learning from easy to hard instances. In other words, at time step t , $p_{cc}(t)$ represents the upper limit of difficulty and the model is only allowed to use the training instances (c_i, r_i) whose corpus-level difficulty score $d_{cc}(c_i, r_i)$ is lower than $p_{cc}(t)$. In this work, we propose a simple functional form for $p_{cc}(t)$ ¹ as

$$p_{cc}(t) = \begin{cases} \frac{1.0 - p_{cc}(0)}{T} \cdot t + p_{cc}(0) & \text{if } t \leq T, \\ 1.0 & \text{otherwise,} \end{cases}$$

where $p_{cc}(0)$ is a predefined initial value. At the training warm up stage (first T steps), we learn a basic matching model with a easy subset of the training data. In this subset, the difficulty of all samples are lower than $p_{cc}(t)$. After $p_{cc}(t)$ becomes 1.0 (at time step T), the corpus-level curriculum is completed and the model can then freely access the entire dataset. In Figure 2(a), we give an illustration of the corpus-level curriculum.

3.3 Instance-Level Curriculum

As a complement of CC, the instance-level curriculum (IC) controls the difficulty of negative responses. For an arbitrary training context-response

¹More sophisticated designs for the function $p_{cc}(t)$ are possible, but we do not consider them in this work.

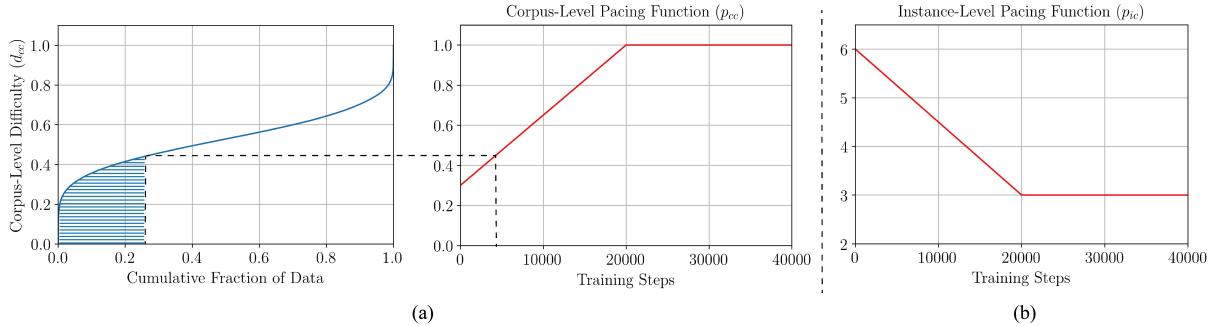


Figure 2: (a) Illustration of the corpus-level curriculum. At each step: (1) $p_{cc}(t)$ is computed based on the current step t ; and (2) a batch of context-response pairs are uniformly sampled from the training instances whose corpus-level difficulty is lower than $p_{cc}(t)$ (shaded area in the example). In this example, $p_{cc}(0) = 0.3$ and $T = 20000$; (b) Illustration of the instance-level pacing function. In this example, $k_0 = \log_{10}^{|\mathcal{D}|} = 6$, $k_T = 3$, and $T = 20000$.

pair (c_i, r_i) , while its associated negative responses can be any responses r_j (s.t. $j \neq i$) in the training set, the difficulties of different r_j are diverse. Some examples are presented in the right part of Figure 1. We see that the negative responses with lower difficulty are always simple to spot as they are often obviously off the topic. As for the harder negatives, the model need to identify the fine-grained semantic incoherence between them and the context.

The main purpose of IC is to select negative responses with appropriate difficulty based on the state of the learning process. At the beginning, the negative responses are randomly sampled from the entire training set, so that most of them are easy to distinguish. As the training evolves, IC gradually increases the difficulty of negative responses by sampling them from the responses with higher difficulty (i.e., from a harder subset of the training data). In this way, the model’s ability in finding the mismatching information is progressively strengthened and will be more robust when handling those strong distractors in real-world scenarios.

Difficulty Function. Given a specific training instance (c_i, r_i) , we define the difficulty of an arbitrary response r_j (s.t. $j \neq i$) as its rank in a sorted list of relevance score in descending order,

$$d_{ic}(c_i, r_j) = \text{sort}_{r_j \in \mathcal{D}, j \neq i}(G(c_i, r_j)). \quad (3)$$

In this formula, the response r_h with the highest relevance score, i.e., $r_h = \max_{r_j \in \mathcal{D}, j \neq i} G(c_i, r_j)$, has a rank of 1, thus $d_{ic}(c_i, r_h) = 1$. For the response r_l with the lowest relevance score, i.e., $r_l = \min_{r_j \in \mathcal{D}, j \neq i} G(c_i, r_j)$, has a rank of $|\mathcal{D}|$, thus $d_{ic}(c_i, r_l) = |\mathcal{D}|$. Here, a smaller rank means the corresponding negative response is more relevant to the context c_i , thus it is more difficult for the model to distinguish.

Pacing Function. Similar to CC, in IC, the pace of learning from easy to difficult negative responses is controlled by an instance-level pacing function, $p_{ic}(t)$. It adjusts the size of the sampling space (in log scale) from which the negative responses are sampled from. Given a training instance (c_i, r_i) , at time step t , the negative examples are sampled from the responses r_j (s.t. $j \neq i$) whose rank is smaller than $10^{p_{ic}(t)}$ ($d_{ic}(c_i, r_j) \leq 10^{p_{ic}(t)}$), i.e., the negative responses are sampled from a subset of the training data which consists of the top- $10^{p_{ic}(t)}$ relevant responses in relation to c_i . The smaller the $p_{ic}(t)$ is, the harder the sampled negatives will be. In this work, we define the function $p_{ic}(t)$ as

$$p_{ic}(t) = \begin{cases} \frac{(k_0 - k_T)}{T} \cdot (T - t) + k_T & \text{if } t \leq T, \\ k_T & \text{if } t > T, \end{cases}$$

where T is the same as the one in the corpus-level pacing function $p_{cc}(t)$. $k_0 = \log_{10}^{|\mathcal{D}|}$, meaning that, at the start of training, the negative responses are sampled from the entire training set \mathcal{D} . k_T is a hyperparameter and it is smaller than k_0 . After $p_{ic}(t)$ becomes k_T (at step T), the instance-level curriculum is completed. For the following training steps, the size of the sampling space is fixed at 10^{k_T} . An example of $p_{ic}(t)$ is depicted in Figure 2(b).

3.4 Hierarchical Curriculum Learning

Model Training. Our learning framework jointly employs the corpus-level and instance-level curriculum. For each training step, we construct a batch of training data as follows: First, we select the positive context-response pairs according to the corpus-level pacing function $p_{cc}(t)$. Then, for each instance in the selected batch, we sample its associated negative examples according to the instance-

Algorithm 1: Hierarchical Curriculum Learning

Input : Dataset, $\mathcal{D} = \{(c_i, r_i)\}_{i=1}^{|\mathcal{D}|}$; model trainer, \mathcal{T} , that takes batches of training data as input to optimize the matching model; corpus-level difficulty and pacing function, d_{cc} and p_{cc} ; instance-level difficulty and pacing function, d_{ic} and p_{ic} ; number of negative responses, m ;

- 1 **for** train step $t = 1, \dots$ **do**
- 2 Uniformly sample one batch of context-response pairs, B_t , from all $(c_i, r_i) \in \mathcal{D}$, such that $d_{cc}(c_i, r_i) \leq p_{cc}(t)$, as shown in Figure 2(a).
- 3 **for** (c_j, r_j) in B_t **do**
- 4 Sample m negative responses, \mathcal{R}_j^- , from all responses r , where $r \neq r_j$, that satisfies the condition $d_{ic}(c_j, r) \leq 10^{p_{ic}(t)}$.
- 5 **end**
- 6 Invoke the trainer, \mathcal{T} , using $\{(c_k, r_k, \mathcal{R}_k^-)\}_{k=1}^{|B_t|}$ as input to optimize the model using Eq. (1).
- 7 **end**

Output : Trained Matching Model

level pacing function $p_{ic}(t)$. Details of our learning framework are presented in Algorithm 1.

Fast Ranking Model. As described in Eq. (2) and (3), our framework requires a ranking model $G(\cdot, \cdot)$ that efficiently measures the pairwise relevance of millions of possible context-response combinations. In this work, we construct $G(\cdot, \cdot)$ as a non-interaction matching model with dual-encoder structure such that we can precompute all contexts and responses offline and store them in cache. For any context-response pair (c, r) , its pairwise relevance $G(c, r)$ is defined as

$$G(c, r) = E_c(c)^T E_r(r), \quad (4)$$

where $E_c(c)$ and $E_r(r)$ are the dense context and response representations produced by a context encoder $E_c(\cdot)$ and a response encoder $E_r(\cdot)$ ².

Offline Index. After training the ranking model on the same response selection dataset \mathcal{D} using the in-batch negative objective (Karpukhin et al., 2020), we compute the dense representations of all contexts and responses contained in \mathcal{D} . Then, as described in Eq. (4), the relevance scores of all possible combinations of the contexts and responses in \mathcal{D} can be easily computed through the dot product between their representations. After this step, we can compute the corpus-level and instance-level difficulty of all possible combinations and cache them in memory for a fast access in training.

²The encoders can be any model, e.g., LSTM (Hochreiter and Schmidhuber, 1997) and Transformers (Vaswani et al., 2017).

4 Related Work

Dialogue Response Selection. Early studies in this area devoted to the response selection for single-turn conversations (Wang et al., 2013; Tan et al., 2016; Su et al., 2020). Recently, researchers turned to the scenario of multi-turn conversations and many sophisticated neural network architectures have been devised (Wu et al., 2017; Gu et al., 2019; Zhou et al., 2018; Gu et al., 2020).

There is an emerging line of research studying how to improve existing matching models with better learning algorithms. Wu et al. (2018) proposed to adopt a Seq2seq model as weak teacher to guide the training process. Feng et al. (2019) designed a co-teaching framework to eliminate the training noises. Similar to our work, Li et al. (2019) proposed to alleviate the problem of trivial negatives by sampling stronger negatives. Lin et al. (2020) attempted to create negative examples with a retrieval system and a pre-trained generation model. In contrast to their studies, we not only enlarge the set of negative examples but also arrange the negative examples in an easy-to-difficult fashion.

Curriculum Learning. Curriculum Learning (Bengio et al., 2009) is reminiscent of the cognitive process of human being. Its core idea is first learning easier concepts and then gradually transitioning to more complex concepts based on some predefined learning schemes. Curriculum learning (CL) has demonstrated its benefits in various machine learning tasks (Spitkovsky et al., 2010; Ilg et al., 2017; Li et al., 2017; Svetlik et al., 2017; Liu et al., 2018; Platanios et al., 2019). Recently, Penha and Hauff (2020) employed the idea of CL to tackle the response selection task. However, they only apply curriculum learning for the positive-side response selection, while ignoring the diversity of the negative responses.

5 Experiment Setups

5.1 Datasets and Evaluation Metrics

We test our approach on three benchmark datasets.

Douban Dataset. This dataset (Wu et al., 2017) consists of multi-turn Chinese conversation data crawled from Douban group³. The size of training, validation and test set are 500k, 25k and 1k. In the test set, each dialogue context is paired with 10 candidate responses. Following previous works,

³<https://www.douban.com/group>

Model	Douban						Ubuntu				E-Commerce		
	MAP	MRR	P@1	R ₁₀ @1	R ₁₀ @2	R ₁₀ @5	R ₂ @1	R ₁₀ @1	R ₁₀ @2	R ₁₀ @5	R ₁₀ @1	R ₁₀ @2	R ₁₀ @5
RNN	0.390	0.422	0.208	0.118	0.223	0.589	0.768	0.403	0.547	0.819	0.325	0.463	0.775
CNN	0.417	0.440	0.226	0.121	0.252	0.647	0.848	0.549	0.684	0.896	0.328	0.515	0.792
LSTM	0.485	0.527	0.320	0.187	0.343	0.720	0.901	0.638	0.784	0.949	0.365	0.536	0.828
BiLSTM	0.479	0.514	0.313	0.184	0.330	0.716	0.895	0.630	0.780	0.944	0.355	0.525	0.825
MV-LSTM	0.498	0.538	0.348	0.202	0.351	0.710	0.906	0.653	0.804	0.946	0.412	0.591	0.857
Match-LSTM	0.500	0.537	0.345	0.202	0.348	0.720	0.904	0.653	0.799	0.944	0.410	0.590	0.858
DL2R	0.488	0.527	0.330	0.193	0.342	0.705	0.899	0.626	0.783	0.944	0.399	0.571	0.842
Multi-View	0.505	0.543	0.342	0.202	0.350	0.729	0.908	0.662	0.801	0.951	0.421	0.601	0.861
DUA	0.551	0.599	0.421	0.243	0.421	0.780	-	0.752	0.868	0.962	0.501	0.700	0.921
DAM	0.550	0.601	0.427	0.254	0.410	0.757	0.938	0.767	0.874	0.969	0.526	0.727	0.933
MRFN	0.571	0.617	0.448	0.276	0.435	0.783	0.945	0.786	0.886	0.976	-	-	-
IOI	0.573	0.621	0.444	0.269	0.451	0.786	0.947	0.796	0.894	0.974	0.563	0.768	0.950
SMN	0.529	0.569	0.397	0.233	0.396	0.724	0.926	0.726	0.847	0.961	0.453	0.654	0.886
MSN	0.587	0.632	0.470	0.295	0.452	0.788	-	0.800	0.899	0.978	0.606	0.770	0.937
SA-BERT	0.619	0.659	0.496	0.313	0.481	0.847	0.965	0.855	0.928	0.983	0.704	0.879	0.985
SMN+HCL	0.575	0.620	0.446	0.281	0.452	0.807	0.947	0.777	0.885	0.981	0.507	0.723	0.935
MSN+HCL	0.620	0.668	0.507	0.321	0.508	0.841	0.969	0.826	0.924	0.989	0.642	0.814	0.968
SA-BERT+HCL	0.639	0.681	0.514	0.330	0.531	0.858	0.977	0.867	0.940	0.992	0.721	0.896	0.993

Table 2: Experimental results of different models trained with our approach on Douban, Ubuntu, and E-Commerce datasets. All results acquired using HCL outperforms the original results with a significance level p -value < 0.01 .

we report the results of Mean Average Precision (MAP), Mean Reciprocal Rank (MRR) and Precision at Position 1 (P@1). In addition, we also report the results of R₁₀@1, R₁₀@2, R₁₀@5, where R _{n} @ k means recall at position k in n candidates.

Ubuntu Dataset. This dataset (Lowe et al., 2015) contains multi-turn dialogues collected from chat logs of the Ubuntu Forum. The training, validation and test size are 500k, 50k and 50k. Each dialogue context is paired with 10 response candidates. Following previous studies, we use R₂@1, R₁₀@1, R₁₀@2 and R₁₀@5 as evaluation metrics.

E-Commerce Dataset. This dataset (Zhang et al., 2018) consists of Chinese conversations between customers and customer service staff from Taobao⁴. The size of training, validation and test set are 500k, 25k and 1k. In the test set, each dialogue context is paired with 10 candidate responses. R _{n} @ k are employed as the evaluation metrics.

5.2 Baseline Models

In the experiments, we compare our approach with the following models that can be summarized into three categories.

Single-turn Matching Models. This type of models treats all dialogue context as a single long utterance and then measures the relevance score between the context and response candidates, including RNN (Lowe et al., 2015), CNN (Lowe et al., 2015), LSTM (Lowe et al., 2015), Bi-LSTM

(Kadlec et al., 2015), MV-LSTM (Wan et al., 2016) and Match-LSTM (Wang and Jiang, 2016).

Multi-turn Matching Models. Instead of treating the dialogue context as one single utterance, these models aggregate information from different utterances in more sophisticated ways, including DL2R (Yan et al., 2016), Multi-View (Zhou et al., 2016), DUA (Zhang et al., 2018), DAM (Zhou et al., 2018), MRFN (Tao et al., 2019a), IOI (Tao et al., 2019b), SMN (Wu et al., 2017) and MSN (Yuan et al., 2019).

BERT-based Matching Models. Given the recent advances of pre-trained language models (Devlin et al., 2019), Gu et al. (2020) proposed the SA-BERT model which adapts BERT for the task of response selection and it is the current state-of-the-art model on the Douban and Ubuntu dataset.

5.3 Implementation Details

For all experiments, we set the value of $p_{cc}(0)$ in the corpus-level pacing function $p_{cc}(t)$ as 0.3, meaning that all models start training with the context-response pairs whose corpus-level difficulty is lower than 0.3. For the instance-level pacing function $p_{ic}(t)$, the value of k_T is set as 3, meaning that, after IC is completed, the negative responses of each training instance are sampled from the top-10³ relevant responses. In the experiments, each matching model is trained for 40,000 steps with a batch size of 128, and we set the T in both $p_{cc}(t)$ and $p_{ic}(t)$ as half of the total training steps, i.e., $T = 20,000$. To build the context and

⁴www.taobao.com

CC	IC	SMN			MSN			SA-BERT		
		P@1	R ₁₀ @1	R ₁₀ @2	P@1	R ₁₀ @1	R ₁₀ @2	P@1	R ₁₀ @1	R ₁₀ @2
×	×	0.402	0.238	0.410	0.474	0.298	0.462	0.499	0.315	0.493
✓	×	0.422	0.253	0.429	0.482	0.305	0.479	0.504	0.320	0.511
×	✓	0.441	0.271	0.444	0.499	0.315	0.492	0.511	0.325	0.524
✓	✓	0.446	0.281	0.452	0.507	0.321	0.508	0.514	0.330	0.531

Table 3: Ablation study on Douban dataset using different combinations of the proposed curriculum strategies.

Model	Strategy	Douban					Ubuntu			
		MAP	MRR	P@1	R ₁₀ @1	R ₁₀ @2	R ₂ @1	R ₁₀ @1	R ₁₀ @2	R ₁₀ @5
SMN	Semi	0.554	0.605	0.425	0.253	0.412	0.934	0.762	0.865	0.967
	CIR [‡]	0.561	0.611	0.432	0.267	0.433	0.935	0.760	0.870	0.963
	Gray	0.564	0.615	0.443	0.271	0.439	0.938	0.765	0.873	0.969
	HCL	0.575	0.620	0.446	0.281	0.452	0.947	0.777	0.885	0.981
MSN	Semi [‡]	0.591	0.638	0.473	0.301	0.461	0.952	0.804	0.903	0.983
	CIR [‡]	0.595	0.640	0.472	0.304	0.466	0.955	0.808	0.910	0.985
	Gray	0.599	0.645	0.476	0.308	0.468	0.958	0.812	0.911	0.987
	HCL	0.620	0.668	0.507	0.321	0.508	0.969	0.826	0.924	0.989
SA-BERT	Semi [‡]	0.623	0.664	0.500	0.317	0.490	0.968	0.858	0.931	0.989
	CIR [‡]	0.624	0.666	0.503	0.318	0.497	0.969	0.860	0.935	0.990
	Gray [‡]	0.628	0.670	0.503	0.320	0.503	0.970	0.861	0.934	0.991
	HCL	0.639	0.681	0.514	0.330	0.531	0.977	0.867	0.940	0.992

Table 4: Comparisons on Douban and Ubuntu datasets using different training strategies on various models. Results marked with [‡] are from our runs with their released code.

response encoders in the ranking model $G(\cdot, \cdot)$, we use a 3-layer transformers with a hidden size of 256. We select two representative models (SMN and MSN) along with the state-of-the-art SA-BERT to test the proposed learning framework. To better simulate the true testing environment, the number of negative responses (m in Eq. (1)) is set to be 5.

6 Result and Analysis

6.1 Main Results

Table 2 shows the results on Douban, Ubuntu, and E-Commerce datasets, where X+HCL means training the model X with the proposed learning HCL. We can see that HCL significantly improves the performance of all three matching models in terms of all evaluation metrics, showing the robustness and universality of our approach. We also observe that, by training with HCL, a model (MSN) without using pre-trained language model can even surpass the state-of-the-art model using pre-trained language model (SA-BERT) on Douban dataset. These results suggest that, while the training strategy is under-explored in previous studies, it could be very decisive for building a competent response selection model.

6.2 Effect of CC and IC

To reveal the individual effects of CC and IC, we train different models on Douban dataset by remov-

ing either CC or IC. The experimental results are shown in Table 3, from which we see that both CC and IC make positive contributions to the overall performance when used alone. Only utilizing IC leads to larger improvements than only using CC. This observation suggests that the ability of identifying the mismatching information is a more important factor for the model to achieve its optimal performance. However, the optimal performance is achieved when CC and IC are combined, indicating that CC and IC are complementary to each other.

6.3 Contrast to Existing Learning Strategies

Next, we compare our approach with other learning strategies proposed recently (Li et al., 2019; Penha and Hauff, 2020; Lin et al., 2020). We use Semi, CIR, and Gray to denote the approaches in Li et al. (2019), Penha and Hauff (2020), and Lin et al. (2020) respectively, where Gray is the current state of the art. We conduct experiments on Douban and Ubuntu datasets and the experimental results of three matching models are listed in Table 4. From the results, we can see that our approach consistently outperforms other learning strategies in all settings. The performance gains of our approach are even more remarkable given its simplicity; it does not require running additional generation models (Lin et al., 2020) or re-scoring negative samples at different epochs (Li et al., 2019).

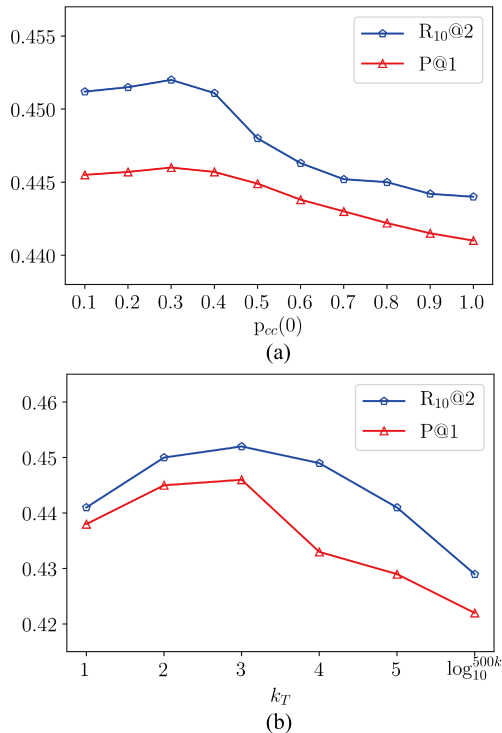


Figure 3: Plots illustrating the effect of curriculum hyper-parameters, (a) $p_{cc}(0)$ and (b) k_T , on the SMN model performance in Douban dataset.

6.4 Further Analysis on HCL

In this part, we study how the key hyper-parameters affect the performance of HCL, including the initial difficulty of CC, $p_{cc}(0)$, and the curriculum length of IC, k_T .⁵ In addition, we also investigate the effect of different ranking model choices.

Initial Difficulty of CC. We run sensitivity analysis experiments on Douban dataset with the SMN model by tuning $p_{cc}(0)$ in the corpus-level pacing function $p_{cc}(t)$. The results of $P@1$ and $R_{10}@2$ in terms of $p_{cc}(0)$ and k_T are shown in Figure 3(a). We observe that when $p_{cc}(0)$ is small (i.e., $p_{cc}(0) \leq 0.3$), the model performances are relatively similar. When $p_{cc}(0)$ approaches to 1.0, the results drop significantly. It concurs with our expectation that, in CC, the model should start learning with training context-response pairs of lower difficulty. Once $p_{cc}(0)$ becomes 1.0, the CC is disabled, resulting the lowest model performances.

Curriculum Length of IC. Similar to $p_{cc}(0)$, we also run sensitivity analysis experiments by tuning k_T in the instance-level pacing function $p_{ic}(t)$ and Figure 3(b) shows the results. We observe that

⁵Our experiments show that other hyper-parameter settings have little impact on the model performance.

Ranking Model	Model	P@1	R ₁₀ @1	R ₁₀ @2
Transformers	Ranking Model	0.400	0.253	0.416
	SMN	0.446	0.281	0.452
	MSN	0.507	0.321	0.508
	SA-BERT	0.514	0.330	0.531
BiLSTM	Ranking Model	0.377	0.227	0.393
	SMN	0.438	0.273	0.441
	MSN	0.491	0.313	0.487
	SA-BERT	0.507	0.323	0.513
BERT-base	Ranking Model	0.437	0.275	0.443
	SMN	0.451	0.279	0.457
	MSN	0.507	0.323	0.507
	SA-BERT	0.511	0.329	0.535

Table 5: Comparisons of different ranking model architectures. Best results of each matching model are **bold-faced**. The ‘‘Ranking Model’’ rows represent the performances of different ranking models.

a too small or too large k_T results in performance degradation. When k_T is too small, after IC is completed, the negative examples are only sampled from a very small subset of the training data that consists of responses with high relevance. In this case, the sampled responses might be false negatives that should be deemed as positive cases. Thus, learning to treat those responses as true negatives could harm the model performance. On the other hand, as k_T increases, the effect of IC becomes less obvious. When $k_T = \log_{10}^{500k} (|\mathcal{D}| = 500k)$, IC is completely disabled, leading to the further decrease of model performances.

Ranking Model Architecture. Lastly, we examine the effect of the choice of the ranking model architecture. We build two ranking model variants by replacing the Transformers module $E_c(\cdot)$ and $E_r(\cdot)$ in Eq. (4) with other modules. For the first case, we use 3-layer BiLSTM with a hidden size of 256. For the second one, we use BERT-base (Devlin et al., 2019) model. Then, we train the matching models using the proposed HCL but with different ranking models as the scoring basis.

The results on Douban dataset are shown in Table 5. We first compare the performance of different ranking models by directly using them to select the best response. The results are shown in the ‘‘Ranking Model’’ row of Table 5. Among all three variants, BERT performs the best but it is still less accurate than these sophisticated matching models. Second, we study the effect of different ranking models on the matching model performance. We see that, for different matching models, Transformers and BERT perform comparably but the results from BiLSTM are much worse. This further leads to a conclusion that, while the choice of ranking

model does have impact on the overall results, the improvement of the ranking model does not necessarily lead to the improvement of matching models once the ranking model achieves certain accuracy.

7 Conclusion

In this work, we propose a novel hierarchical curriculum learning framework for training response selection models for multi-turn conversations. During training, the proposed framework simultaneously employs corpus-level and instance-level curricula to dynamically select suitable training data based on the state of the learning process. Extensive experiments and analysis on two benchmark datasets show that our approach can significantly improve the performance of various strong matching models on all evaluation metrics. Our code, models and other related resources can be found in <https://github.com/yxuansu/HCL>

Acknowledgments

The authors wish to thank Jialu Xu and Sihui Wang for their insightful discussions and support. Many thanks to our anonymous reviewers for their suggestions and comments.

Ethical Statement

We honor and support the ACL code of Ethics. Dialogue response selection aims to build a retrieval-based dialogue system which better interacts with users. The selection of the best response does not involve any bias towards to the participants. All datasets used in this work are from previously published works, and in our view, do not have any attached privacy or ethical issues.

References

Yoshua Bengio, Jérôme Louradour, Ronan Collobert, and Jason Weston. 2009. [Curriculum learning](#). In *Proceedings of the 26th Annual International Conference on Machine Learning, ICML 2009, Montreal, Quebec, Canada, June 14-18, 2009*, pages 41–48.

Jacob Devlin, Ming-Wei Chang, Kenton Lee, and Kristina Toutanova. 2019. [BERT: pre-training of deep bidirectional transformers for language understanding](#). In *Proceedings of the 2019 Conference of the North American Chapter of the Association for Computational Linguistics: Human Language Technologies, NAACL-HLT 2019, Minneapolis, MN,*

USA, June 2-7, 2019, Volume 1 (Long and Short Papers), pages 4171–4186. Association for Computational Linguistics.

Jeffrey L. Elman. 1990. [Finding structure in time](#). *Cogn. Sci.*, 14(2):179–211.

Jiazhan Feng, Chongyang Tao, Wei Wu, Yansong Feng, Dongyan Zhao, and Rui Yan. 2019. [Learning a matching model with co-teaching for multi-turn response selection in retrieval-based dialogue systems](#). In *Proceedings of the 57th Conference of the Association for Computational Linguistics, ACL 2019, Florence, Italy, July 28- August 2, 2019, Volume 1: Long Papers*, pages 3805–3815. Association for Computational Linguistics.

Jia-Chen Gu, Tianda Li, Quan Liu, Zhen-Hua Ling, Zhiming Su, Si Wei, and Xiaodan Zhu. 2020. [Speaker-aware BERT for multi-turn response selection in retrieval-based chatbots](#). In *CIKM '20: The 29th ACM International Conference on Information and Knowledge Management, Virtual Event, Ireland, October 19-23, 2020*, pages 2041–2044. ACM.

Jia-Chen Gu, Zhen-Hua Ling, and Quan Liu. 2019. [Interactive matching network for multi-turn response selection in retrieval-based chatbots](#). In *Proceedings of the 28th ACM International Conference on Information and Knowledge Management, CIKM 2019, Beijing, China, November 3-7, 2019*, pages 2321–2324.

Sepp Hochreiter and Jürgen Schmidhuber. 1997. [Long short-term memory](#). *Neural Comput.*, 9(8):1735–1780.

Eddy Ilg, Nikolaus Mayer, Tonmoy Saikia, Margret Keuper, Alexey Dosovitskiy, and Thomas Brox. 2017. [FlowNet 2.0: Evolution of optical flow estimation with deep networks](#). In *2017 IEEE Conference on Computer Vision and Pattern Recognition, CVPR 2017, Honolulu, HI, USA, July 21-26, 2017*, pages 1647–1655. IEEE Computer Society.

Rudolf Kadlec, Martin Schmid, and Jan Kleindienst. 2015. [Improved deep learning baselines for ubuntu corpus dialogs](#). *CoRR*, abs/1510.03753.

Vladimir Karpukhin, Barlas Oguz, Sewon Min, Patrick S. H. Lewis, Ledell Wu, Sergey Edunov, Danqi Chen, and Wen-tau Yih. 2020. [Dense passage retrieval for open-domain question answering](#). In *Proceedings of the 2020 Conference on Empirical Methods in Natural Language Processing, EMNLP 2020, Online, November 16-20, 2020*, pages 6769–6781. Association for Computational Linguistics.

Diederik P. Kingma and Jimmy Ba. 2015. [Adam: A method for stochastic optimization](#). In *3rd International Conference on Learning Representations, ICLR 2015, San Diego, CA, USA, May 7-9, 2015, Conference Track Proceedings*.

- Thomas Kollar, Danielle Berry, Lauren Stuart, Karolina Owczarzak, Tagyoung Chung, Lambert Mathias, Michael Kayser, Bradford Snow, and Spyros Matsoukas. 2018. [The alexa meaning representation language](#). In *Proceedings of the 2018 Conference of the North American Chapter of the Association for Computational Linguistics: Human Language Technologies, NAACL-HLT 2018, New Orleans, Louisiana, USA, June 1-6, 2018, Volume 3 (Industry Papers)*, pages 177–184.
- Jia Li, Chongyang Tao, Wei Wu, Yansong Feng, Dongyan Zhao, and Rui Yan. 2019. [Sampling matters! an empirical study of negative sampling strategies for learning of matching models in retrieval-based dialogue systems](#). In *Proceedings of the 2019 Conference on Empirical Methods in Natural Language Processing and the 9th International Joint Conference on Natural Language Processing (EMNLP-IJCNLP)*, pages 1291–1296, Hong Kong, China. Association for Computational Linguistics.
- Siyang Li, Xiangxin Zhu, Qin Huang, Hao Xu, and C.-C. Jay Kuo. 2017. [Multiple instance curriculum learning for weakly supervised object detection](#). In *British Machine Vision Conference 2017, BMVC 2017, London, UK, September 4-7, 2017*. BMVA Press.
- Zibo Lin, Deng Cai, Yan Wang, Xiaojiang Liu, Hai-Tao Zheng, and Shuming Shi. 2020. [The world is not binary: Learning to rank with grayscale data for dialogue response selection](#).
- Cao Liu, Shizhu He, Kang Liu, and Jun Zhao. 2018. [Curriculum learning for natural answer generation](#). In *Proceedings of the Twenty-Seventh International Joint Conference on Artificial Intelligence, IJCAI 2018, July 13-19, 2018, Stockholm, Sweden*, pages 4223–4229. ijcai.org.
- Ryan Lowe, Nissan Pow, Iulian Serban, and Joelle Pineau. 2015. [The ubuntu dialogue corpus: A large dataset for research in unstructured multi-turn dialogue systems](#). In *Proceedings of the SIGDIAL 2015 Conference, The 16th Annual Meeting of the Special Interest Group on Discourse and Dialogue, 2-4 September 2015, Prague, Czech Republic*, pages 285–294. The Association for Computer Linguistics.
- Junyu Lu, Chenbin Zhang, Zeying Xie, Guang Ling, Tom Chao Zhou, and Zenglin Xu. 2019. [Constructing interpretive spatio-temporal features for multi-turn responses selection](#). In *Proceedings of the 57th Conference of the Association for Computational Linguistics, ACL 2019, Florence, Italy, July 28- August 2, 2019, Volume 1: Long Papers*, pages 44–50.
- Gustavo Penha and Claudia Hauff. 2020. [Curriculum learning strategies for IR](#). In *Advances in Information Retrieval - 42nd European Conference on IR Research, ECIR 2020, Lisbon, Portugal, April 14-17, 2020, Proceedings, Part I*, volume 12035 of *Lecture Notes in Computer Science*, pages 699–713. Springer.
- Emmanouil Antonios Platanios, Otilia Stretcu, Graham Neubig, Barnabás Póczos, and Tom M. Mitchell. 2019. [Competence-based curriculum learning for neural machine translation](#). In *Proceedings of the 2019 Conference of the North American Chapter of the Association for Computational Linguistics: Human Language Technologies, NAACL-HLT 2019, Minneapolis, MN, USA, June 2-7, 2019, Volume 1 (Long and Short Papers)*, pages 1162–1172. Association for Computational Linguistics.
- Alan Ritter, Colin Cherry, and William B. Dolan. 2011. [Data-driven response generation in social media](#). In *Proceedings of the 2011 Conference on Empirical Methods in Natural Language Processing, EMNLP 2011, 27-31 July 2011, John McIntyre Conference Centre, Edinburgh, UK, A meeting of SIGDAT, a Special Interest Group of the ACL*, pages 583–593.
- Heung-Yeung Shum, Xiaodong He, and Di Li. 2018. [From eliza to xiaoice: Challenges and opportunities with social chatbots](#). *CoRR*, abs/1801.01957.
- Valentin I. Spitkovsky, Hiyan Alshawi, and Daniel Jurafsky. 2010. [From baby steps to leapfrog: How “less is more” in unsupervised dependency parsing](#). In *Human Language Technologies: Conference of the North American Chapter of the Association of Computational Linguistics, Proceedings, June 2-4, 2010, Los Angeles, California, USA*, pages 751–759. The Association for Computational Linguistics.
- Yixuan Su, Yan Wang, Simon Baker, Deng Cai, Xiaojiang Liu, Anna Korhonen, and Nigel Collier. 2020. [Prototype-to-style: Dialogue generation with style-aware editing on retrieval memory](#). *CoRR*, abs/2004.02214.
- Maxwell Svetlik, Matteo Leonetti, Jivko Sinapov, Rishi Shah, Nick Walker, and Peter Stone. 2017. [Automatic curriculum graph generation for reinforcement learning agents](#). In *Proceedings of the Thirty-First AAAI Conference on Artificial Intelligence, February 4-9, 2017, San Francisco, California, USA*, pages 2590–2596. AAAI Press.
- Ming Tan, Cicero dos Santos, Bing Xiang, and Bowen Zhou. 2016. [Lstm-based deep learning models for non-factoid answer selection](#).
- Chongyang Tao, Wei Wu, Can Xu, Wenpeng Hu, Dongyan Zhao, and Rui Yan. 2019a. [Multi-representation fusion network for multi-turn response selection in retrieval-based chatbots](#). In *Proceedings of the Twelfth ACM International Conference on Web Search and Data Mining*, page 267–275, New York, NY, USA. Association for Computing Machinery.
- Chongyang Tao, Wei Wu, Can Xu, Wenpeng Hu, Dongyan Zhao, and Rui Yan. 2019b. [One time of interaction may not be enough: Go deep with an interaction-over-interaction network for response selection in dialogues](#). In *Proceedings of the 57th Conference of the Association for Computational Lin-*

- guistics, *ACL 2019, Florence, Italy, July 28- August 2, 2019, Volume 1: Long Papers*, pages 1–11.
- Ashish Vaswani, Noam Shazeer, Niki Parmar, Jakob Uszkoreit, Llion Jones, Aidan N. Gomez, Lukasz Kaiser, and Illia Polosukhin. 2017. [Attention is all you need](#). In *Advances in Neural Information Processing Systems 30: Annual Conference on Neural Information Processing Systems 2017, 4-9 December 2017, Long Beach, CA, USA*, pages 5998–6008.
- Shengxian Wan, Yanyan Lan, Jun Xu, Jiafeng Guo, Liang Pang, and Xueqi Cheng. 2016. [Match-srnn: Modeling the recursive matching structure with spatial RNN](#). In *Proceedings of the Twenty-Fifth International Joint Conference on Artificial Intelligence, IJCAI 2016, New York, NY, USA, 9-15 July 2016*, pages 2922–2928. IJCAI/AAAI Press.
- Hao Wang, Zhengdong Lu, Hang Li, and Enhong Chen. 2013. [A dataset for research on short-text conversations](#). In *Proceedings of the 2013 Conference on Empirical Methods in Natural Language Processing, EMNLP 2013, 18-21 October 2013, Grand Hyatt Seattle, Seattle, Washington, USA, A meeting of SIGDAT, a Special Interest Group of the ACL*, pages 935–945. ACL.
- Shuohang Wang and Jing Jiang. 2016. [Learning natural language inference with LSTM](#). In *NAACL HLT 2016, The 2016 Conference of the North American Chapter of the Association for Computational Linguistics: Human Language Technologies, San Diego California, USA, June 12-17, 2016*, pages 1442–1451. The Association for Computational Linguistics.
- Yu Wu, Wei Wu, Zhoujun Li, and Ming Zhou. 2018. [Learning matching models with weak supervision for response selection in retrieval-based chatbots](#). In *Proceedings of the 56th Annual Meeting of the Association for Computational Linguistics, ACL 2018, Melbourne, Australia, July 15-20, 2018, Volume 2: Short Papers*, pages 420–425.
- Yu Wu, Wei Wu, Chen Xing, Ming Zhou, and Zhoujun Li. 2017. [Sequential matching network: A new architecture for multi-turn response selection in retrieval-based chatbots](#). In *Proceedings of the 55th Annual Meeting of the Association for Computational Linguistics, ACL 2017, Vancouver, Canada, July 30 - August 4, Volume 1: Long Papers*, pages 496–505.
- Rui Yan, Yiping Song, and Hua Wu. 2016. [Learning to respond with deep neural networks for retrieval-based human-computer conversation system](#). In *Proceedings of the 39th International ACM SIGIR conference on Research and Development in Information Retrieval, SIGIR 2016, Pisa, Italy, July 17-21, 2016*, pages 55–64. ACM.
- Chunyuan Yuan, Wei Zhou, Mingming Li, Shangwen Lv, Fuqing Zhu, Jizhong Han, and Songlin Hu. 2019. [Multi-hop selector network for multi-turn response selection in retrieval-based chatbots](#). In *Proceedings of the 2019 Conference on Empirical Methods in Natural Language Processing and the 9th International Joint Conference on Natural Language Processing, EMNLP-IJCNLP 2019, Hong Kong, China, November 3-7, 2019*, pages 111–120. Association for Computational Linguistics.
- Zhuosheng Zhang, Jiangtong Li, Pengfei Zhu, Hai Zhao, and Gongshen Liu. 2018. [Modeling multi-turn conversation with deep utterance aggregation](#). In *Proceedings of the 27th International Conference on Computational Linguistics, COLING 2018, Santa Fe, New Mexico, USA, August 20-26, 2018*, pages 3740–3752. Association for Computational Linguistics.
- Xiangyang Zhou, Daxiang Dong, Hua Wu, Shiqi Zhao, Dianhai Yu, Hao Tian, Xuan Liu, and Rui Yan. 2016. [Multi-view response selection for human-computer conversation](#). In *Proceedings of the 2016 Conference on Empirical Methods in Natural Language Processing, EMNLP 2016, Austin, Texas, USA, November 1-4, 2016*, pages 372–381. The Association for Computational Linguistics.
- Xiangyang Zhou, Lu Li, Daxiang Dong, Yi Liu, Ying Chen, Wayne Xin Zhao, Dianhai Yu, and Hua Wu. 2018. [Multi-turn response selection for chatbots with deep attention matching network](#). In *Proceedings of the 56th Annual Meeting of the Association for Computational Linguistics, ACL 2018, Melbourne, Australia, July 15-20, 2018, Volume 1: Long Papers*, pages 1118–1127.

A Ranking Model Training

Here we provide more details on how to train the neural ranking model $G(\cdot, \cdot)$ that serves as the scoring basis in the proposed HCL framework.

Modelling. Given a dialogue context c and a response r , their context-response relevance score is defined as

$$G(c, r) = E_c(c)^T E_r(r). \quad (5)$$

Note that, the context c is a long sequence which is acquired by concatenating all utterances in the dialogue context. The $E_c(c)$ and $E_r(r)$ are the context and response encoder. The context encoder $E_c(\cdot)$ takes the token sequence $c = c_0, \dots, c_{|c|}$ and returns the context representation $E_c(c)$ by taking the output state corresponds to the last token $c_{|c|}$. The same operation is applied when computing the response representation $E_r(r)$. In practice, the choice of $E(\cdot)$ could be any sequence model, e.g., LSTM (Hochreiter and Schmidhuber, 1997), RNN (Elman, 1990), Transformers (Vaswani et al., 2017), and BERT (Devlin et al., 2019). In this work, we choose Transformers as our modelling basis.

Learning. The goal of training the ranking model is to create a vector space such that similar pair of dialogue contexts and responses have higher relevance score than the dissimilar ones.

We train the ranking model with the same response selection data set \mathcal{D} using the in-batch negative objective (Karpukhin et al., 2020). For a sampled batch of training data $\{(c_k, r_k)\}_{k=1}^b$, where b is the batch size, the sampled contexts and responses are separately encoded using Eq. (4) as $E_c(C) \in \mathbb{R}^{b \times n}$ and $E_r(R) \in \mathbb{R}^{b \times n}$, where n is the output size of encoder modules. Next, the score matrix S is computed as $E_c(C)^T E_r(R) \in \mathbb{R}^{b \times b}$. The in-batch negative objective (Karpukhin et al., 2020) is then defined as minimizing the negative log likelihood of positive responses

$$\mathcal{L}_G = -\frac{1}{b} \sum_{i=1}^b \log \frac{\exp(S_{ii})}{\exp(S_{ii}) + \sum_{j \neq i} \exp(S_{ij})}, \quad (6)$$

where $S_{ij} = G(c_i, r_j)$.

In this work, we build the context and response encoder with a 3-layer Transformers and its output size is 256. For all considered datasets, we pre-train the ranking model with a batch size $b = 128$ for 20,000 steps. For optimization, we use the Adam

optimizer (Kingma and Ba, 2015) with a learning rate of $2e-5$. For more details, we refer the readers to the original paper (Karpukhin et al., 2020).

B Hyper-parameter Setup

In the following, we provide details on the search space for the hyperparameters. For number of negative responses m in Eq. (1), the search space is $\{1, \underline{5}, 10, 15, 20\}$, where the underline indicates the number selected based on the model performance on the validation set. The search space for the $p_{cc}(0)$ in corpus-level pacing function $p_{cc}(t)$ is $\{0.1, 0.2, \underline{0.3}, 0.4, 0.5, 0.6, 0.7, 0.8, 0.9, 1.0\}$. For the k_T in instance-level pacing function $p_{ic}(t)$, the search space is $\{1, 2, \underline{3}, 4, 5, \log_{10}^{500k}\}$, where $500k$ is the size of the training set.

Each matching model is optimized with Adam optimizer (Kingma and Ba, 2015) with a learning rate of $2e-5$ and a batch size of 128. The total training step is set as 40,000. T in the corpus-level pacing function $p_{cc}(t)$ and the instance-level pacing function $p_{ic}(t)$ is set as the half of the total training steps (i.e., $T = 20000$).