

SIT3: Code Summarization with Structure-Induced Transformer

Hongqiu Wu^{1,2,3}, Hai Zhao^{1,2,3,*}, Min Zhang⁴,

¹Department of Computer Science and Engineering, Shanghai Jiao Tong University

²Key Laboratory of Shanghai Education Commission for Intelligent Interaction and Cognitive Engineering, Shanghai Jiao Tong University, Shanghai, China

³MoE Key Lab of Artificial Intelligence, AI Institute, Shanghai Jiao Tong University, Shanghai, China

⁴Institute of Artificial Intelligence, School of Computer Science and Technology, Soochow University, Suzhou, China
wuhongqiu@sjtu.edu.cn, zhaohai@cs.sjtu.edu.cn, minzhang@suda.edu.cn

Abstract

Code summarization (CS) is becoming a promising area in recent natural language understanding, which aims to generate sensible annotations automatically for source code and is known as programmer oriented. Previous works attempt to apply structure-based traversal (SBT) or non-sequential models like Tree-LSTM and GNN to learn structural program semantics. They both meet the following drawbacks: 1) it is shown ineffective to incorporate SBT into Transformer; 2) it is limited to capture global information through GNN; 3) it is underestimated to capture structural semantics only using Transformer. In this paper, we propose a novel model based on structure-induced self-attention, which encodes sequential inputs with highly-effective structure modeling. Extensive experiments show that our newly-proposed model achieves new state-of-the-art results on popular benchmarks. To our best knowledge, it is the first work on code summarization that uses Transformer to model structural information with high efficiency and no extra parameters. We also provide a tutorial on how we pre-process.

1 Introduction

With the rise of Internet industry, program comprehension has been an indispensable role in process of software development and maintenance. However, the overwhelming programs bring big challenges to programmers who have limited time and energy, which runs counter to liberating human life as well as human oriented society. In this case, machine program comprehension has become a valuable research orientation in nowadays natural language processing. Among which the code sum-

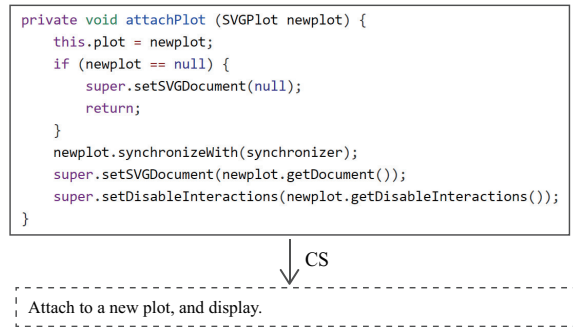


Figure 1: A sample of code summarization task in Java.

marization task aims to enable machines to understand source code and generate sensible annotations automatically, which literally helps to reduce large amounts of unnecessary and tedious work of programmers.

In early days, code summarization is a derivative problem of information retrieval (Haiduc et al., 2010; Eddy et al., 2013; Wong et al., 2013, 2015) by matching the most similar code snippets which are labeled with summaries. Such method lacks generalization and performs in low quality. Fortunately, the rapid development of deep learning and highly open-source communities provide computation and data supports for high-quality automatic code summarization. In recent years, researchers treated code summarization as a task of language generation, which usually depends on Sequence-to-Sequence models. Iyer et al. (2016) employed Recurrent Neural Network (RNN) with attention mechanism to generate summaries from original source code. Uri et al. (2019) further tried to enrich code representation by injecting its syntactic information, which was known as Abstraction Syntax Tree (AST). Experiments showed that structural representations (e.g., AST) may help models bet-

Corresponding author. This paper was partially supported by National Key Research and Development Program of China (No. 2017YFB0304100) and Key Projects of National Natural Science Foundation of China (U1836222 and 61733011).

	Structure-sensitive	Long-term dependency	FMM
LSTM			
Tree-LSTM	✓		
Transformer		✓	
SBT + LSTM	✓		✓
SBT + Transformer	✓	✓	
SIT3	✓	✓	✓

Table 1: Comparison of the previous models with proposed SIT3 model. The FMM column refers to whether input features match with corresponding model.

ter comprehend code snippets and achieve more sensible generation results.

It is already known that RNN-based models may encounter bottleneck when modeling long sequences due to its pool long-term dependency. For instance, a normal snippet of Java usually has hundreds of tokens, as shown in Figure 1. More recently, [Ahmad et al. \(2020\)](#) proposed a transformer model to capture long-term and non-sequential information of source code, which outperformed previous RNN-based models by a large margin. However, it is surprised that their experiments showed no improvement when fusing SBT into his transformer. In our paper, we attribute such failure to adding sequential features into non-sequential model.

Generally, summarization task aims to understand the whole content from an integral view, which requires models to identify where main points are and how it is organized. To this end, it is even more important to inject structural information into language modeling. Previous works could be divided into two categories. The first is to flatten structural information so that sequential models can directly learn. [Hu et al. \(2018a\)](#) proposed a structure-based traversal (SBT) method to flatten ASTs into linear sequences. The other is to employ non-sequential encoders (e.g., Tree-LSTM ([Shido et al., 2019](#)), Tree-Transformer ([Harer et al., 2019](#)), Graph Neural Network ([Liu et al., 2020](#); [Alex et al., 2020](#))) to directly model structural inputs.

Each method has its own merits and both are structure-sensitive. However, non-sequential models based on RNN are usually limited in capturing long-range information, while GNNs are sensitive to local information through message passing with k hops where k is usually small. SBT was only shown to be positive on RNN but invalid on Transformer ([Ahmad et al., 2020](#)). Such method aims to enable sequential models to learn non-sequential relationships with certain elaborate linear forms. RNN may achieve this goal because of its se-

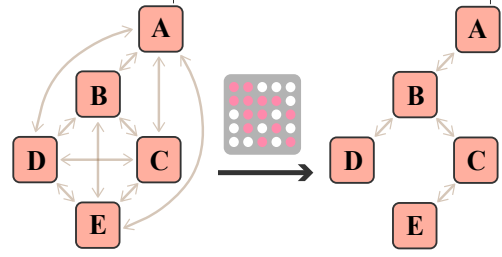


Figure 2: Transform original self-attention, left-hand complete graph, into structure-induced self-attention, right-hand graph which looks clear-cut, using adjacent matrix. Note that we omit self-loops for concision.

quential architecture through attention mechanism. Transformer obtain features through self-attention (SAN), nevertheless which acts more like a non-sequential process. Consequently, such sequential features are unsuitable for a non-sequential architecture to extract implicit structural information. We boldly call it Feature-model mismatch in Table 1. In this paper, we propose a novel approach onto Transformer to solve the problem through adjacent matrix which completely retains structural information and brings into attention mechanism. The contributions of our work are listed as follows:

1. We propose a novel model on code summarization task based on structure-induced self-attention. Extensive experiments show that our newly-proposed model achieves new state-of-the-art performance and owns much faster convergence with completely the same scale of parameters of Transformer.
2. AST, which is known as a multi-way tree is used to be challenging to pre-process and tricky to train with. However, we apply a sequential transformer model to effectively fuse AST. We further intensify structural representations from simple AST to multiple graphs. We also provide a tutorial on how we pre-process to facilitate future researches.
3. By comprehensive experiments and analysis, we valid our proposed structure-induced method and show the underestimated ability of vanilla Transformer to capture graph information like GNN does.

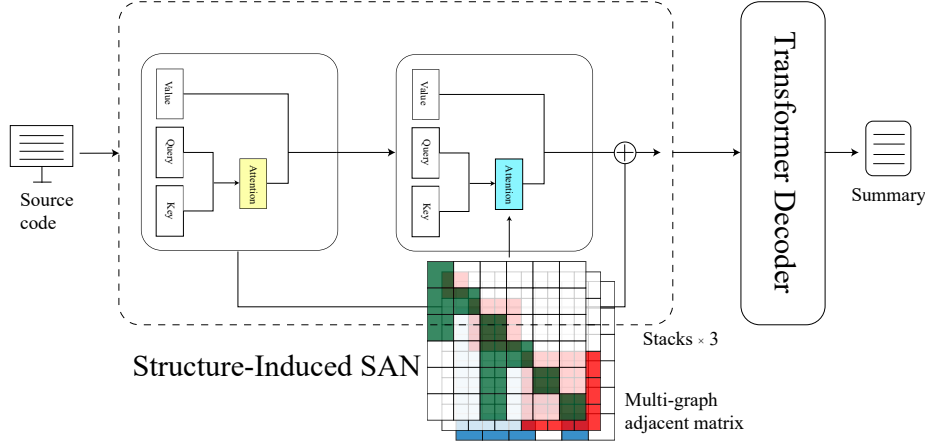


Figure 3: Whole architecture of SIT3, Structure-Induced Network. Note that it contains 3 stacks in its encoder.

2 Structure-Induced Transformer

We aim to design a structure-sensitive transformer model so that it is able to comprehend code snippets both semantically and syntactically. Meanwhile, we do not mean to introduce extra parameters so that guarantee the efficiency of model. In this section, we first review the self-attention (SAN) of Transformer. Different from repeating the original model, we explain the model from a graphic angle. Based on SAN graph, we improve its connected relations and then propose our structured-induced self-attention.

2.1 Self-Attention in Vanilla Transformer

Transformer is composed of stacks of identical layers for both encoder and decoder (Vaswani et al., 2017). Each layer emphasizes on self-attention (SAN) mechanism, which is denoted as:

$$SAN(X) = Softmax(\frac{X^Q(X^K)^T}{\sqrt{d_k}})X^V \quad (1)$$

where $X = (x_1, \dots, x_l)$ denotes input sequence of sub-words, l denotes sequence length and d_k denotes hidden size per head. We view each sub-word as a node and ignore their relative positions and then transfer SAN into graphic representation. Equation (1) can be rewritten as follow:

$$SAN(X) = \begin{bmatrix} e_{11} & e_{12} & \cdots & e_{1l} \\ \vdots & \vdots & \ddots & \vdots \\ e_{l1} & e_{l2} & \cdots & e_{ll} \end{bmatrix} \cdot \begin{bmatrix} n_1 \\ \vdots \\ n_l \end{bmatrix} \quad (2)$$

where attention scores refers to weight matrix of edges where e_{ij} represents how significant node n_i

attend to node n_j , while value matrix V refers to each node representation. Figure 2 depicts the process of calculating attention scores from a graphic angle.

As we can see pictorially, the SAN generates a directed complete graph. Note that actually it is also cyclic that each node connects to itself, which are not depicted. Such complete graph treats each word as a neighbor with no consideration of their inner structures, which may definitely bring along noise and redundancy. To our best knowledge, there should be a certain structure inside the whole sentence that may represent the relationships between words more explicitly.

2.2 Structure-Induced Self-Attention

To achieve a more explicit SAN graph, we manage to prune the unnecessary connections based on Abstract Syntax Tree (AST), which formulates syntactic information for a source code snippet in a multi-way tree structure. Figure 6 shows a complete AST graph of a certain program. To appropriately incorporate such structure in SAN, we introduce its adjacent matrix A . Since SAN itself is undirected, the adjacent matrix should be symmetrical. Then we perform a dot product with A and key-query pairs to obtain the structure-induced attention scores. The formulation of SI-SAN can be written as:

$$SI_SAN(X) = Softmax(\frac{A \cdot X^Q(X^K)^T}{\sqrt{d_k}})X^V \quad (3)$$

As shown in Figure 2, when $a_{ij} = 0$ in the adjacent matrix, the connection between n_i and n_j will be

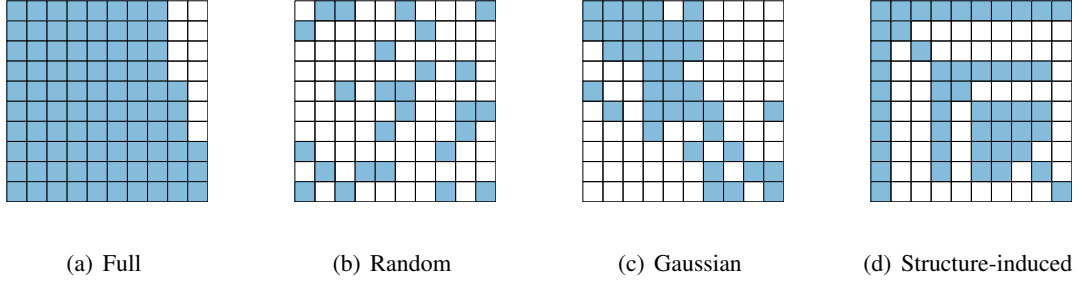


Figure 4: Comparison of different types of self-attention pattern.

dropped out. Different from calculating global information onto the whole sentence in original SAN, we expect model to calculate more accurate information with consideration of their inner structures.

Multi-graph structure-induce. Inspired by FusionGNN (Liu et al., 2020), we further expand AST structure with Control Flow Graph (CFG) and Program Dependency Graph (PDG) and create our structure-induced self-attention (SI-SAN). As a result of combining multiple graphs, SI-SAN is expected to capture various structural semantics. Note that loops will emerge in the graph, which may destroy original organization and further introduce redundancy. Due to theory of information diffusion (Goyal et al., 2020), we apply a pooling operation to cut down needless loops, which also makes possible for further model compression. For more details on multi-graph construction, please refer to Appendix A.

Hierarchical structure-induce. SI-SAN treats all nodes within the same connected subgraph equally. It is rational to assume that each node pays unequal attention on itself, its brothers, ancestors and descendants. For that reason, we further expand the adjacent weights into hierarchical weights. For node itself, we set the attention scores into 1.0. While for all the brothers and ancestors, we set their attention scores into 0.75 and 0.5 respectively.

2.3 Structure-Induced Transformer

Figure 3 depicts the whole architecture of our model. Note that we give our model directly and put the validation into ablation study.

We substitute half of the encoder layers of Transformer with our structure-induced self-attention layers. Specifically, for Transformer-Base which has 6 layers in its encoder, we substitute the 2nd, 4th and 6th layer of it and retrain the others.

Induced Contextual Aggregation. To combine contextual representations, we transform original sequential structure into 3 stacks, where we put two layers (SAN & SI-SAN) to become a new stack. Specifically, given input sequence $X = (x_1, \dots, x_l)$, where l denotes sequence length, we first pass it through an SAN layer to obtain hidden representation denoted as $H = (h_1, \dots, h_l)$. Subsequently we pass H through a SI-SAN layer to obtain $H' = (h'_1, \dots, h'_l)$. Finally, we use an aggregation module to fuse H and H' to obtain the aggregated representation $\bar{H} = (\bar{h}_1, \dots, \bar{h}_l)$.

$$\begin{aligned}
 H &= \text{SAN}(X) \\
 H' &= \text{SI_SAN}(H) \\
 \bar{H} &= \text{Aggr}(H + H')
 \end{aligned} \tag{4}$$

where the aggregation operation we use is simple position-wise sum. Then we continue this process for the other two stacks. We explore that such twin structure leads to better performance than serialized form. In each stack, model begins to learn global information with SAN, where all connections are available. Then through SI-SAN, model is told which of the connections are useful and which should be dropped out.

Note that SIT model still consists of 6 encoder layers and 6 decoder layers, but only changes the architecture between modules of Transformer and does not introduce any extra parameters. However, experiments show that such architecture is more effective and obtain promising results than that in Vaswani et al. (2017); Ahmad et al. (2020).

3 Experiments

3.1 Datasets and Pre-processing

Datasets. Our experiments are conducted on two most frequently-used benchmarks, Java (Hu et al., 2018a) and Python (Wan et al., 2018). However,

Model	Java			Python		
	BLUE	ROUGE-L	METEOR	BLUE	ROUGE-L	METEOR
CODE-NN (Iyer et al., 2016)	27.60	41.10	12.61	17.36	37.81	09.29
Tree2Seq (Eriguchi et al., 2016)	37.88	51.50	22.55	20.07	35.64	08.96
RL+Hybrid2Seq (Wan et al., 2018)	38.22	51.91	22.75	19.28	39.34	09.75
DeepCom (Hu et al., 2018a)	39.75	52.67	23.06	20.78	37.35	09.98
API+Code (Hu et al., 2018b)	41.31	52.25	23.73	15.36	33.65	08.57
Dual Model (Wei et al., 2019)	42.39	53.61	25.77	21.80	39.45	11.14
Transformer (Ahmad et al., 2020)	44.58	54.76	26.43	32.52	46.73	19.77
Transformer (Ours)	44.60	54.93	26.70	33.12	47.21	20.56
SIT3	45.84	55.58	27.67	34.54	48.59	21.17

Table 2: BLEU, ROUGE-L and METEOR for our approach compared with other baselines. The results of upper part are directly reported from Ahmad et al. (2020). Note that we only reproduce transformer result since it is much strong than the other baselines. However, our result is much stronger.

since we have no idea of how data is split which is expected to be random, we use 5-fold cross validation to obtain more stable results.

Pre-processing. For Java code, we refer to the method provided in (Hu et al., 2018a). They use *javalang* module of Python to compile Java and fetch the ASTs in dictionary form. For Python code, we use the parser of *ast* module of Python itself to generate trees and write a script to resolve them to SI-SAN and HIS-SAN masks. For more details on pre-processing, please refer to Appendix B.

OOV nodes. Note that we do not introduce any tokens out of original sentences which can be non-terminal nodes generated by AST. Since SI-SAN can still model the structure without non-terminal nodes, we remove them from the tree and retain the rest structure. The advantage is that we avoid OOV problem (Hu et al., 2018a) of source code and prevent input sequences from too long, which is beneficial for both model training memory efficiency.

3.2 Baselines

Our proposed model is evaluated against number of state-of-the-art methods on benchmarks. We divide these baselines into two groups according to their model structures.

Transformer-based approaches. We refer to the Transformer in (Ahmad et al., 2020) which equipped with copy attention (See et al., 2017) and relative position encoding (RPE) (Shaw et al., 2018). To our best knowledge, this may perform a better baseline than vanilla Transformer (Vaswani et al., 2017). For more objective comparison, we

run their model on our machine using the same data with SIT3. It turns out that we make a much stronger baseline in our implementation. Note that we also utilize RPE in SIT3 because of its better capability in capturing long sequences, while we do not utilize copy attention because it seems unusual to copy from one modality to another.

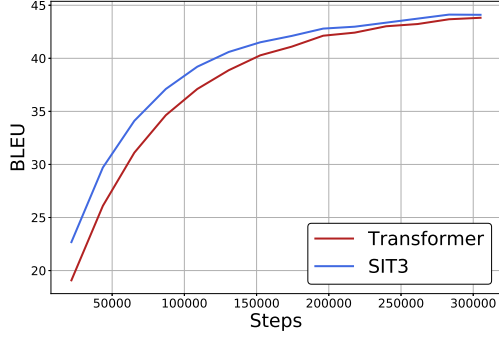
LSTM-based approaches. This group includes all relevant LSTM models with sequential and non-sequential inputs.

3.3 Training Details

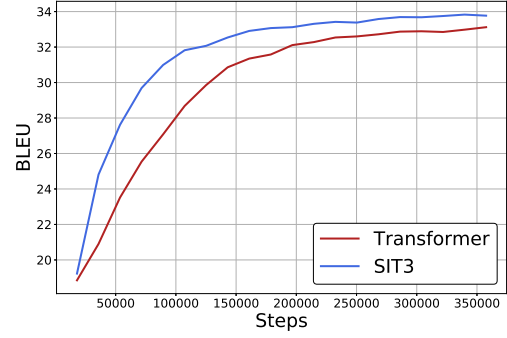
We train our model on a single GPU with batch size of 64. The initial learning rate is selected in $\{8e-5, 5e-5\}$ with warm-up rate of 0.06 and L2 weight decay of 0.01. The maximum number of epochs is set to 230 which is enough for all models to converge. For validation, we simply use greedy search while for evaluation, we use beam search with beam size selected in $\{4, 5, 8\}$ and choose the best result.

3.4 Main Results

Table 2 shows the overall results on Java and Python benchmarks. We can see that the performance of Transformer has been very strong, which outperforms all the previous works by a significant margin. However, our model is more powerful, further boosting Transformer with about 1 and 2 BLEU points on Java and Python respectively and achieves new state-of-the-art results. Specifically, SIT3 achieves more amazing results on Python, increasing by 2.02, 1.86 and 1.40 points on BLEU, ROUGE-L and METEOR respectively. We speculate that Python is split by 0.6, 0.2 for training and testing, in which case validation tends to be much



(a) BLEU score with training steps on Java



(b) BLEU score with training steps on Python

Figure 5: Convergence between Transformer and SIT3.

more challenging because of much less training samples. On the contrary, the gap on Java which is split by 0.8, 0.1 is supposed to be smaller. Even so, SIT3 still boosts Transformer by 0.94, 0.62 and 1.05 points on BLEU, ROUGE-L and METEOR respectively.

Moreover, Figure 5 shows the trend of BLEU scores on development set over training steps. We can see that SIT3 achieve a much faster convergence rate than Transformer. For instance on Python dataset, SIT3 arrives the best performance of Transformer in about 120 epochs, nearly a half of its best epoch. Note that the time consumed of each epoch for both models is almost the same. Such high convergence rate helps support our SI-SAN, which tends to be more structural-sensitive than original SAN.

4 Ablation Study and Analysis

Taken as a whole, our experimental results demonstrate our success in modeling structure with Transformer. In this section, we conduct ablation study to valid our model and make analysis on how it works on four comparative experiments. Note that we conduct the study on a different dataset of Python-V2¹, in which we perform our own pre-processing to make it quite cleaner. Consequently, all the approaches obtain better performances, which may help discriminate results. Readers can also refer to Appendix B for details.

4.1 SI-SAN vs. SAN

To valid SI-SAN, we implement the following experiments. We gradually replace original SAN

Model	BLEU	ROUGE-L
Transformer-6V	44.21	53.01
Transformer-5V1S	44.13	52.95
Transformer-4V2S	44.43	53.06
Transformer-3V3S	45.33	54.05
Transformer-2V4S	44.57	53.22
Transformer-1V5S	44.41	53.22
Transformer-6S	44.00	52.97

Table 3: BLEU and ROUGE-L for variant models with incremental proportions of SI-SAN. We omit METEOR here since it is much lower than the other two metrics and less discriminative.

Model	BLEU	ROUGE-L
SIT3-Gaussian-SAN	40.00	49.70
SIT3-SI-SAN	45.33	54.05

Table 4: BLEU and ROUGE-L for variant models with different attention patterns.

¹<https://github.com/EdinburghNLP/code-docstring-corpus/tree/master/V2>

layers in original Transformer with SI-SAN and observe how performances change. Specifically, for model Transformer-5V1S, we replace the last layer with SI-SAN and also use the its hidden representation for induced contextual aggregation. The results of variant models with incremental proportions of SI-SAN layers are shown in Table 3.

We see that with the proportion of SI-SAN layers increases, the BLEU score almost increases in a similar pattern. However, it is interesting that when SI-SAN proportion is above half, the BLEU score begins to decline. We hypothesis that it is because of over-pruning. The connections dropped out in SI-SAN may carry certain useful information. That is why we apply induced contextual aggregation to reduce redundancy while retain its original expression.

4.2 SI-SAN vs. SBT?

Previously, [Ahmad et al. \(2020\)](#) followed [Hu et al. \(2018a\)](#) and used SBT technique to flatten AST structures into linear sequences. Their experiments suggested that incorporation of AST information in Transformer does not result in improvement. They gave the reason that Transformer might learn structural information itself by relative position representation. However, we achieve substantial improvement while incorporating AST into Transformer using SI-SAN. We attribute the failure of SBT to Feature-model mismatch problem. Here we additionally specify it by the following two reasons. First, flattening methods may unavoidably weaken the original structures and lead to information loss when transform it into linear form. However, SI-SAN retain complete structural information and incorporate into attention mechanism via adjacent matrix. Consequently, each node are only visible to specific nodes that are accessible corresponding to the structure. Second, position encoding is not sufficient to represent position features in tree-like structures or graph structures. Recent experiments show that position encoding in SAN serves more as features of different positions instead of relative distances. Even though under relative position encoding which models mutual interactions among tokens, hierarchical relations in tree structure are still difficult to represent. Take Python code *if a == 0: break* as an instance, *if* is supposed to be the neighbor of both *a* and *break* but there are three positions apart in RPE.

In addition, the average length of input code se-

quences is about to be 1.5 times longer, which may introduce additional cost. Since our architecture does not need non-terminal tokens so that we are able to retain original sequences while incorporating their inner structures. SI-SAN is proven to be as fast as SAN per epoch but with much faster convergence.

4.3 Denoising Analysis

Another natural question is that whether SIT3 achieves good performances through denoising training with structure-induced mask. To answer this question, we make two extra experiments. We replace our mask in SI-SAN with random and Gaussian mask, which are depicted in Figure 4. As shown in Table 4, randomly adding a noisy mask may not achieve any improvement but deteriorates the model.

5 Related Work

RNN-based approaches. While number of works ([Haiduc et al., 2010](#); [Eddy et al., 2013](#); [Wong et al., 2013, 2015](#); [Zhang et al., 2020](#)) on code summarization usually depended on information retrieval approaches, retrieving summaries from similar code snippets, most of the recent works tend to treat it as a machine translation problem based on Sequence-to-Sequence model. Meanwhile attention mechanism is used most frequently for its better performance on capturing long-range features. [Allamanis et al. \(2016\)](#) used Convolution Neural Network (CNN) with copy attention, and more commonly, [Iyer et al. \(2016\)](#) used Recurrent Neural Network (RNN) model to generate summaries from code snippets. [Hu et al. \(2018b\)](#) proposed to use API knowledge from related task to assist training. Additionally, reinforce learning ([Wan et al., 2018](#)) and dual learning ([Wei et al., 2019](#)) are shown effective to boost model performance.

Transformer-based approaches. It is known that RNN-based models may encounter bottleneck when modeling long sequences due to its pool long-term dependency. [Ahmad et al. \(2020\)](#) proposed an enhanced Transformer with copy attention and relative position encoding, which outperformed previous RNN-based models by a large margin.

Structure-based approaches. Recent works on code summarization pay more and more attention on structural information of source, which can be

the Abstract Syntax Tree (AST). Hu et al. (2018a) proposed a flattening method called structure based traversal (SBT) to transform ASTs into linear sequences and then inject into RNN. (Shido et al., 2019; Harer et al., 2019) proposed Tree-LSTM and Tree-Transformer to directly encode tree-style inputs. Differ from modeling code with sequential models, Liu et al. (2020); Alex et al. (2020) apply Graph Neural Network (GNN) to encode programs into graphs.

Pre-training approaches. Apart from directly training models on task-specific data, CodeBERT (Feng et al., 2020) which is pre-trained on large-scale bimodal data also achieved promising results on fine-tuning. However, they did not introduce generation-related training objective as well as structural information of programming language itself. It is worth further exploration on pre-training approaches for program comprehension tasks.

6 Conclusion

This paper presents a novel structured-induced transformer model SIT3 on code summarization task which is proven to be more structure-sensitive than Transformer. By well-designed architecture, we successfully incorporate multiple structures into attention mechanism without trivial pre-processing and tricky implementation. We further adopt a new module architecture to aggregate both global self-attention and structure-induced self-attention representations. Experiments on two challenging benchmarks including Java and Python show that SIT3 yields new state-of-the-art results. Furthermore, we provide substantial analysis to valid the effectiveness of our proposed approach. In the future, we plan to expand this work onto pre-trained language model.

References

Wasi Ahmad, Saikat Chakraborty, Baishakhi Ray, and Kai-Wei Chang. 2020. [A transformer-based approach for source code summarization](#). In *Proceedings of the 58th Annual Meeting of the Association for Computational Linguistics*, pages 4998–5007, Online. Association for Computational Linguistics.

LeClair Alex, Haque Sakib, Wu Lingfei, and McMillan Collin. 2020. [Improved code summarization via a graph neural network](#). In *2020 IEEE/ACM International Conference on Program Comprehension*.

Miltiadis Allamanis, Hao Peng, and Charles Sutton. 2016. [A convolutional attention network for ex-](#)

[treme summarization of source code](#). In *Proceedings of The 33rd International Conference on Machine Learning*, volume 48 of *Proceedings of Machine Learning Research*, pages 2091–2100, New York, New York, USA. PMLR.

Brian P Eddy, Jeffrey A Robinson, Nicholas A Kraft, and Jeffrey C Carver. 2013. Evaluating source code summarization techniques: Replication and expansion. In *2013 21st International Conference on Program Comprehension (ICPC)*, pages 13–22. IEEE.

Akiko Eriguchi, Kazuma Hashimoto, and Yoshimasa Tsuruoka. 2016. [Tree-to-sequence attentional neural machine translation](#). In *Proceedings of the 54th Annual Meeting of the Association for Computational Linguistics (Volume 1: Long Papers)*, pages 823–833, Berlin, Germany. Association for Computational Linguistics.

Zhangyin Feng, Daya Guo, Duyu Tang, Nan Duan, Xiaocheng Feng, Ming Gong, Linjun Shou, Bing Qin, Ting Liu, Daxin Jiang, et al. 2020. Codebert: A pre-trained model for programming and natural languages. *arXiv preprint arXiv:2002.08155*.

Saurabh Goyal, Anamitra Roy Choudhury, Saurabh Raje, Venkatesan Chakaravarthy, Yogish Sabharwal, and Ashish Verma. 2020. Power-bert: Accelerating bert inference via progressive word-vector elimination. In *International Conference on Machine Learning*, pages 3690–3699. PMLR.

Sonia Haiduc, Jairo Aponte, Laura Moreno, and Andrian Marcus. 2010. On the use of automated text summarization techniques for summarizing source code. In *2010 17th Working Conference on Reverse Engineering*, pages 35–44. IEEE.

Jacob Harer, Chris Reale, and Peter Chin. 2019. Tree-transformer: A transformer-based method for correction of tree-structured data. *arXiv preprint arXiv:1908.00449*.

Xing Hu, Ge Li, Xin Xia, David Lo, and Zhi Jin. 2018a. Deep code comment generation. In *2018 IEEE/ACM 26th International Conference on Program Comprehension (ICPC)*, pages 200–20010. IEEE.

Xing Hu, Ge Li, Xin Xia, David Lo, Shuai Lu, and Zhi Jin. 2018b. [Summarizing source code with transferred api knowledge](#). In *Proceedings of the Twenty-Seventh International Joint Conference on Artificial Intelligence, IJCAI-18*, pages 2269–2275. International Joint Conferences on Artificial Intelligence Organization.

Srinivasan Iyer, Ioannis Konstas, Alvin Cheung, and Luke Zettlemoyer. 2016. [Summarizing source code using a neural attention model](#). In *Proceedings of the 54th Annual Meeting of the Association for Computational Linguistics (Volume 1: Long Papers)*, pages 2073–2083, Berlin, Germany. Association for Computational Linguistics.

- Shangqing Liu, Yu Chen, Xiaofei Xie, Jing Kai Siow, and Yang Liu. 2020. Automatic code summarization via multi-dimensional semantic fusing in gnn. *arXiv preprint arXiv:2006.05405*.
- Abigail See, Peter J. Liu, and Christopher D. Manning. 2017. [Get to the point: Summarization with pointer-generator networks](#). In *Proceedings of the 55th Annual Meeting of the Association for Computational Linguistics (Volume 1: Long Papers)*, pages 1073–1083, Vancouver, Canada. Association for Computational Linguistics.
- Peter Shaw, Jakob Uszkoreit, and Ashish Vaswani. 2018. [Self-attention with relative position representations](#). In *Proceedings of the 2018 Conference of the North American Chapter of the Association for Computational Linguistics: Human Language Technologies, Volume 2 (Short Papers)*, pages 464–468, New Orleans, Louisiana. Association for Computational Linguistics.
- Yusuke Shido, Yasuaki Kobayashi, Akihiro Yamamoto, Atsushi Miyamoto, and Tadayuki Matsumura. 2019. Automatic source code summarization with extended tree-lstm. In *2019 International Joint Conference on Neural Networks (IJCNN)*, pages 1–8. IEEE.
- Alon Uri, Brody Shaked, Levy Omer, and Yahav Eran. 2019. [code2seq: Generating sequences from structured representations of code](#). In *International Conference on Learning Representations*.
- Ashish Vaswani, Noam Shazeer, Niki Parmar, Jakob Uszkoreit, Llion Jones, Aidan N Gomez, Łukasz Kaiser, and Illia Polosukhin. 2017. Attention is all you need. In *Advances in neural information processing systems*, pages 5998–6008.
- Yao Wan, Zhou Zhao, Min Yang, Guandong Xu, Haochao Ying, Jian Wu, and Philip S Yu. 2018. Improving automatic source code summarization via deep reinforcement learning. In *Proceedings of the 33rd ACM/IEEE International Conference on Automated Software Engineering*, pages 397–407.
- Bolin Wei, Ge Li, Xin Xia, Zhiyi Fu, and Zhi Jin. 2019. Code generation as a dual task of code summarization. In *Advances in Neural Information Processing Systems*, pages 6563–6573.
- Edmund Wong, Taiyue Liu, and Lin Tan. 2015. Clocom: Mining existing source code for automatic comment generation. In *2015 IEEE 22nd International Conference on Software Analysis, Evolution, and Reengineering (SANER)*, pages 380–389. IEEE.
- Edmund Wong, Jinqiu Yang, and Lin Tan. 2013. Autocomment: Mining question and answer sites for automatic comment generation. In *2013 28th IEEE/ACM International Conference on Automated Software Engineering (ASE)*, pages 562–567. IEEE.
- Jian Zhang, Xu Wang, Hongyu Zhang, Hailong Sun, and Xudong Liu. 2020. [Retrieval-based neural source code summarization](#). In *Proceedings of the ACM/IEEE 42nd International Conference on Software Engineering, ICSE '20*, page 1385–1397, New York, NY, USA. Association for Computing Machinery.