

A Reference Architecture for the American Multi-Modal Energy System

Dakota J. Thompson, *Thayer School of Engineering at Dartmouth College*,
Amro M. Farid, *Thayer School of Engineering at Dartmouth College*

Abstract—The American Multimodal Energy System (AMES) is a systems-of-systems comprised of four separate but interdependent infrastructure systems: the electric grid, the natural gas system, the oil system, and the coal system. Their interdependence creates the need to better understand the underlying architecture in order to pursue a more sustainable, resilient and accessible energy system. Collectively, these requirements necessitate a sustainable energy transition that constitute a change in the AMES’ instantiated architecture; although it leaves its reference architecture largely unchanged. Consequently, from a model-based systems engineering perspective, identifying the underlying reference architecture becomes a high priority. This paper defines a reference architecture for the AMES and its four component energy infrastructures in a single SysML model. The architecture includes (allocated) block definition and activity diagrams for each infrastructure. The reference architecture was developed from the S&P Global Platts (GIS) map data pro data set and the EIA Annual Energy Outlook dataset.

Index Terms—American multi-modal energy system, Model-Based Systems Engineering, Reference Architecture, SysML, Energy Systems

I. INTRODUCTION

THE American Multimodal Energy System (AMES) is a *system-of-systems* comprised of four separate but interdependent infrastructure systems. The electric grid, natural gas system, oil system, and coal system comprise the essential infrastructure that meet the energy demands of the 21st century in America. While each of these individual systems constitute a value chain in their own right, they also enable and support the value chains in the other energy systems. This interdependence creates the need to better understand the underlying architecture in order to pursue a more sustainable, resilient and accessible energy system. Each of these three general requirements are discussed in turn.

From a sustainability perspective, the decarbonization of the AMES to meet a global target of 2°C rise by 2050 is paramount [1]–[9]. Graphically, the Sankey diagram developed by the Lawrence Livermore National Laboratory and shown in Fig. 1 depicts the AMES’ flow of energy from primary fuels to four energy consuming sectors [10]. It reveals that the three carbon-intensive fuels of natural gas, petroleum, and coal account for 80% of the AMES’ supply side. In the meantime, 37% of American energy supply and more importantly 100% of renewable energy supply flows through electric generation facilities where they are then rerouted to the residential, commercial, industrial and transportation sectors. On the demand side, 67% of all energy consumed is lost as

rejected energy. The transportation sector, in particular, rejects 80% of its energy and is consequently the lead producer of greenhouse gas (GHG) emissions [11]. To significantly reduce the GHG emissions produced from fossil fuels, three *architectural changes* are simultaneously required [2]. First, carbon-neutral renewable energy sources such as solar, wind, nuclear, geothermal and nuclear generation must be increasingly integrated into the grid and ultimately displace fossil-fuel fired generation plants; especially as they are retired at the end of their useful life [9], [12]–[16]. Second, energy consumption technologies, like transportation and heating, that rely heavily on fossil-fuel combustion must switch fuels to electricity where they have opportunity to be powered by an increasingly decarbonized electric power. Lastly, energy-intensive technologies throughout the AMES must be systematically replaced with their more energy-efficient counterparts [17]–[22].

Together, these three architectural changes minimize the demand on the coal, oil, and natural gas systems. In the meantime, such a systemic shift towards the use of electricity requires a commensurate expansion of the electric grid. Such a *sustainable energy transition* is arguably the largest single engineering system transformation in human history. Given the environmental consequences, it must be undertaken in a manner that not just meets the evolving requirements of its stakeholders but also in the meantime remains operational. Fortunately, from a model-based systems engineering perspective, the three architectural changes described above constitute a change in the AMES’ *instantiated architecture* but leaves the AMES’ *reference architecture* largely unchanged. For this reason, identifying the underlying reference architecture of the AMES becomes a high priority in meeting the paramount requirement of energy sustainability.

Definition 1. - Instantiated Architecture A case specific architecture, which represents a real-world scenario, or an example test case. At this level, the physical architecture consists of a set of instantiated resources, and the functional architecture consists of a set of instantiated system processes. The mapping defines which resources perform what processes.

Definition 2. - Reference Architecture [23] “The reference architecture captures the essence of existing architectures, and the vision of future needs and evolution to provide guidance to assist in developing new instantiated system architectures. ...Such reference architecture facilitates a shared understanding across multiple products, organizations, or disciplines about the current architecture and the vision on the future

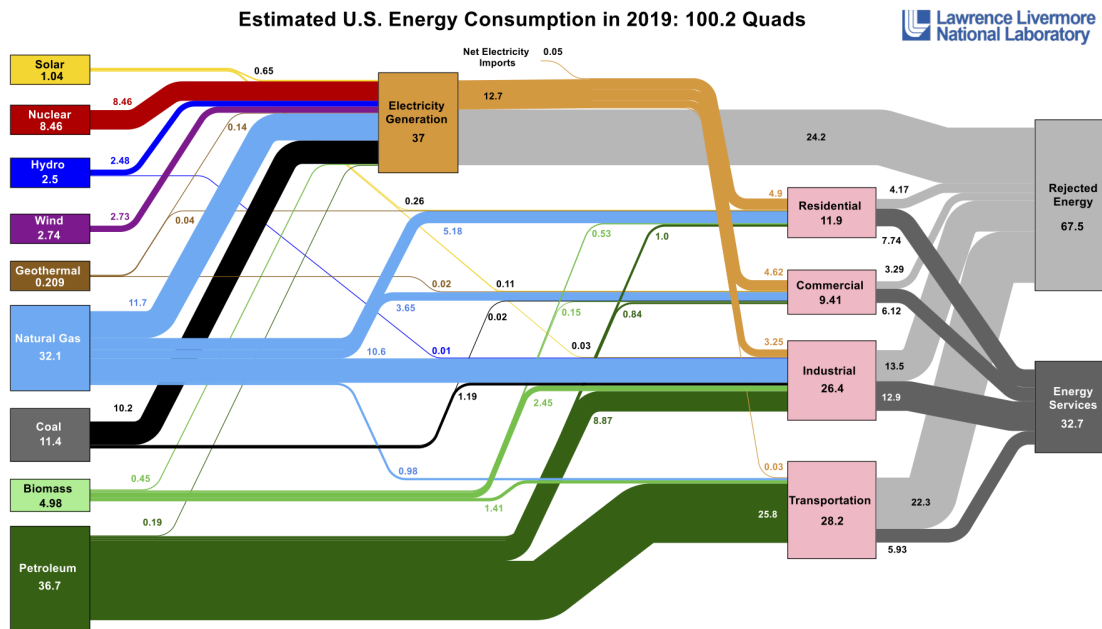


Fig. 1. A Sankey Diagram of U.S. Energy Consumption in 2019. The Lawrence Livermore National Laboratory has produced this visualization based primary data sources from the DOE and EIA [10].

direction. A reference architecture is based on concepts proven in practice. Most often preceding architectures are mined for these proven concepts. For architecture renovation and innovation validation and proof can be based on reference implementations and prototyping. In conclusion, the reference architecture generalizes instantiated system architectures to define an architecture that is generally applicable in a discipline. The reference architecture does however not generalize beyond its discipline.”

From a resilience and reliability perspective, each of the AMES’ component systems must not just deliver their respective type of energy independently [1], [24]–[27] but must also support the other AMES infrastructures as well [28]. For example, and as shown in Fig. 1, if a natural gas pipeline fails in the natural gas system it could take a natural gas power plant offline in the electric grid. Such a lack of electric generation capacity could then result in the temporary shut down of a natural gas processing plant; further reducing natural gas and electricity capacity. The New England electric power grid, in particular, remains susceptible to natural gas shortages during long cold spells when the fuel is used heavily for both space heating as well as electric generation [29]. Alternatively, the oil and natural gas systems rely on electricity to process their respective fuels and compress them during storage and transportation. Even the coal system requires electricity in safe and efficient mining.

As the AMES’ architecture evolves through the sustainable energy transition, it must do so in a manner that is reliable and resilient to natural, economic and malicious disruptions. By modeling and understanding the instantiated architecture of the AMES at each stage of this sustainable energy transition, system-wide vulnerabilities can be systematically identified and mitigated in a way that is more comprehensive than if each infrastructure were studied independently. For example, global climate change and severe weather events may place coastal

energy facilities particularly at risk [30]. In the meantime, economic shocks can affect the import and export energy resources and disrupt their relative balance in the AMES [31]. Finally, malicious cyber-attacks can propagate failures not just within a given AMES infrastructure but across them as well.

Finally, from an energy access perspective, the AMES must continue to cost-effectively and equitably provide readily available energy to the broader public [32]. Relative to many other nations, this requirement has been largely addressed in the United States. Nevertheless, certain issues remain. For example, in northern New England, people rely on carbon-intensive oil and propane for heating. In the meantime, heat pumps have limited performance in especially cold climates. Finally, solar and wind potential is often plentiful away from urban load centers and so may not be effectively tapped without additional electric transmission capacity [33]–[40]. Many of these energy access concerns are particularly poignant in Alaska and other arctic regions.

The three general requirements of energy sustainability, resilience, and access impose constraints on the evolution of the AMES’ architecture. And yet, the AMES’s architecture remains relatively poorly understood from a holistic perspective [41]–[44]. The Sankey Diagram in Fig. 1, to our knowledge, presents the only graphical depiction of the AMES in its entirety. While this data visualization effectively conveys information concerning relative energy flows, from a model-based systems engineering [45] perspective, its highly simplified nature was not intended for architectural analysis and design. In addition to the Sankey model, the EIA has developed the National Energy Modeling System (NEMS) software to produce the yearly annual energy outlook [11]. Nevertheless, this software-based tool remains less than transparent and the EIA website itself states: “[The] NEMS is only used by a few organizations outside of the EIA. Most people who have requested NEMS in the past have found out that it was too

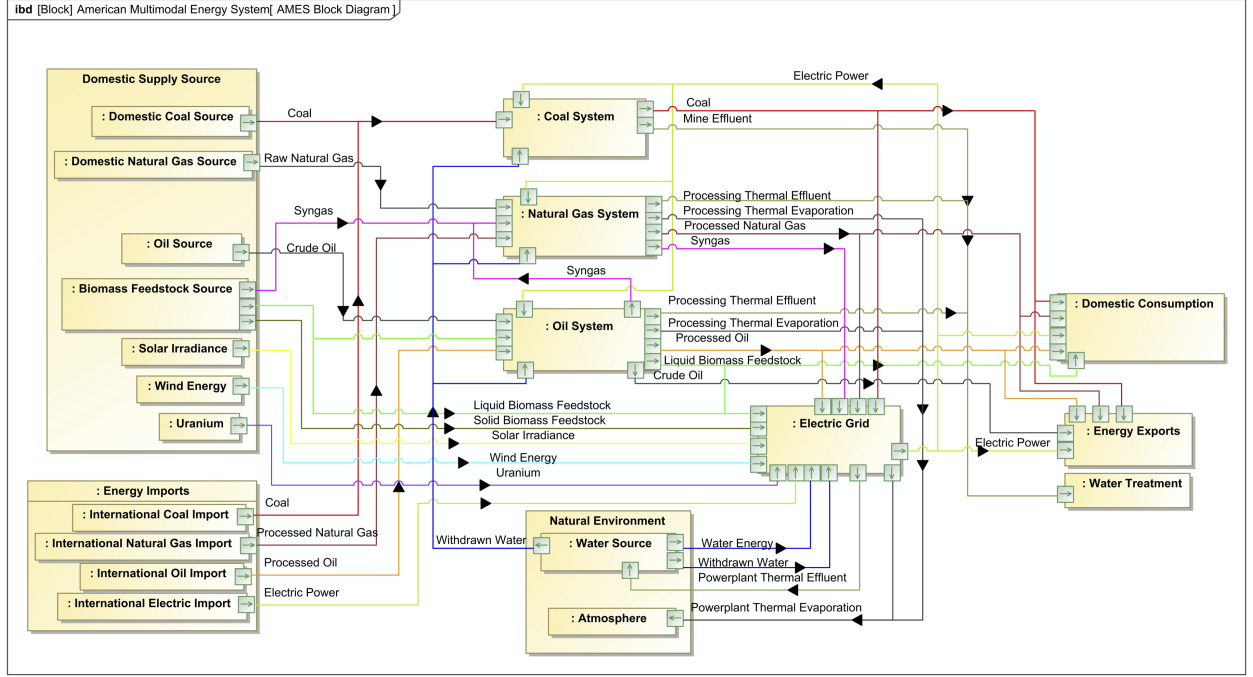


Fig. 2. The top level internal block diagram of the AMES. The domestic supply sources, the energy imports, natural environment, domestic consumption, energy exports, and water treatment are external to the AMES’ four subsystems of coal, natural gas, oil, and electric grid.

difficult or rigid to use [46]”.

A. Original Contribution

This paper defines a reference architecture in a single invariant SysML model describing the four main systems that comprise the unified AMES. The top level block diagram in Figure 2 presents the four subsystems of the AMES and the flow of operands between them and those entities defined as outside of the system boundary. Each of the four subsystems: electric grid, natural gas system, oil system, and coal system are in turn defined using block definition and activity diagrams with (allocation) swim-lanes. Integrating each of the sub-reference architecture block definition and activity diagrams as described in the AMES block diagram defines the entirety of the AMES reference architecture. This work assumes a working knowledge of the SysML (the Systems Modeling Language) which is otherwise gained from several excellent texts [45], [47], [48].

B. Paper Outline

Section II starts with a description of the background literature and the datasets used to develop the reference architecture. The paper then presents the electric power system’s architecture in Section III-A. The natural gas architecture is then presented in Section III-B. The oil system and coal system architectures are then defined in Section III-C and Section III-D respectively. A discussion of dependencies between each of the subsystems is presented in Section IV. The paper then presents future work of the AMES reference architecture. This includes simulation development for integrated planning and operations management. Finally, the paper is brought to a conclusion in Section V.

II. BACKGROUND

Normally, each of the four systems of the AMES are studied independently and each have their own extensive literature [49]–[52]. Increasingly, however, sustainability, resilience, and accessibility drivers have brought about greater attention to how these individual infrastructures depend on each other [53]–[57]. One dependence that has received considerable attention is the dependence of the electric grid on the natural gas system [29], [58]–[63]. These works are motivated by the increasing role of natural gas-fired electricity generation relative to coal-fired facilities [64], and the importance of natural gas power plants in providing “flexible” operating reserves against variable renewable energy resources [65]. Similarly, some works have addressed the dependence of the electric grid on the oil [51], [66] and coal systems [52], [67]. Moving beyond the specific scope of the AMES, a related but extensive literature has developed on the co-dependence of the electric grid and water resources in the form of the Energy Water Nexus (EWN) [15], [68]–[81]. Together, these works provide an insight into the structural and behavioral complexity of the AMES. Furthermore, they also demonstrate the potential benefits of analyzing and optimizing the AMES as a single system-of-systems rather than each system independently [82].

It is worth mentioning that much of these works focus on a single interaction between two energy systems and consequently, to our knowledge, this is the first work to address the architecture of the AMES as a whole. Furthermore, because the focus is usually on a single interaction, there has been little effort [68], [83], [84] to deploy a model-based systems engineering methodology where a system boundary is rigorously defined and then later elaborated in terms of physical interfaces and functional interactions. Ultimately, a complete architectural description is necessary to ensure that

1.) energy and mass conservation laws are respected, 2.) all environmental aspects are identified in environmental impact assessments [85], and 3.) the greatest potential for synergistic outcomes are found. Finally, the use of model-based systems engineering modeling conventions (such as SysML) maximizes the potential for cross-disciplinary communication and coordination.

This paper uses the S&P Global Platts (GIS) map data pro data set [86] and the EIA Annual Energy Outlook dataset [11] to deduce the AMES' reference architecture. Both datasets are labeled with metadata that correspond to classes and attributes in the AMES' form. The classes and their associated behaviors are shown here, but their attributes have been suppressed for brevity. The interested reader is referred to original references for attribute metadata. Next, each GIS layer of the Platts dataset includes descriptions of facility types and their associated products. This data can be used to deduce the associated function(s) of these facilities. Finally, the process technologies for all of the AMES' constituent energy facilities are well known. Therefore, this work relies on engineering textbook knowledge of these facilities to supplement the Platts and EIA datasets with low-level knowledge of input-output interfaces. Lastly, because Platts and EIA datasets only include bulk, wholesale, and transmission level assets of conventional energy technologies, this paper is similarly limited in its scope.

III. MODELING

This paper uses the Systems Modeling Language (SysML) [45], [47], [48], [87]–[90] to define the AMES reference architecture. Fig. 2 shows the system boundary of the AMES around its four constituent energy systems of electricity, oil, natural gas and coal. The high level flows of matter and energy between these four energy systems and across the system boundary are also defined. The matter and energy flows in Fig. 2 also restrict the set of operands in the AMES. While the Platts dataset does specify a much larger number of energy products, this analysis, for tractability, has classified all flows of matter and energy into the following set of operands: coal, raw natural gas, processed natural gas, crude oil, processed oil, syngas, liquid biomass feedstock, solid biomass feedstock, solar irradiance, wind energy, uranium, water energy (for cooling), electric power, withdrawn water, mine effluent, processing effluent, and thermal effluent.

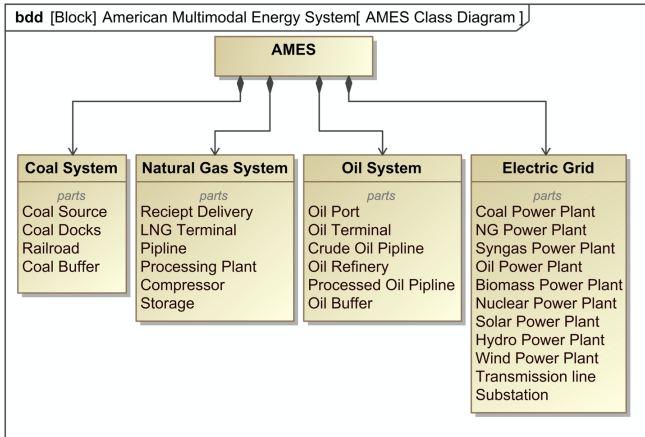


Fig. 3. AMES block definition diagram showing its four component systems.

From a form perspective, Fig. 3 presents a block definition diagram of the AMES and its four constituent energy systems as classes. For graphical simplicity, each of these energy system classes adopt attributes to represent their component infrastructure facilities and resources. Furthermore, association links are removed for graphical clarity and may be otherwise deduced from the associated activity diagram. The following subsections elaborate the form and function of these systems in turn.

A. Electric Power System

The Electric Power System is comprised of resources for the generation, transmission, and routing of electric power. Power plants comprise a majority of the different types of resources within the electric grid. Each power plant type is designated by the primary fuel category used to generate electric power. There are thus nine different types of power plants present: coal, natural gas, syngas, oil, biomass, nuclear, solar, hydro, and wind. These power plants are connected to the electric grid by transmission lines (to the distribution system). The last component of the electric grid that realizes the end of the electric grid value chain is substations where the electric power leaves the transmission system. Fig. 4 presents the formal decomposition of the AMES electric grid architecture.

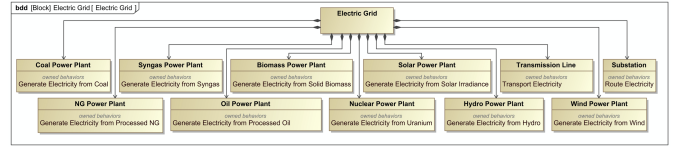


Fig. 4. Electric grid block definition diagram showing its component physical resources.

Each of the individual resources within the electric power system have their respective processes. Fig 5 presents the electric grid activity diagram that shows these processes allocated onto their respective form in swim-lanes and follows the flows of matter and energy between the processes. Each power plant has their respective generate electric power process from their designated fuel source. The thermal generation processes Generate Electricity from Coal, Generate Electricity from Processed NG, Generate Electricity from Syngas, Generate Electricity from Processed Oil, Generate Electricity from Liquid Biomass, Generate Electricity from Solid Biomass, and Generate Electricity from Uranium each take their respective fuel source and withdrawn water as inputs and result in electric power, thermal losses, power plant thermal effluent, and power plant thermal evaporation. Aside from electric power, all of the remaining outputs immediately leave the system boundary. In contrast, the electric power is then transported by the transmission lines. The electric grid value chain is completed at the substation which routes the electric power to the other AMES energy systems or to the electric distribution system outside the scope of this reference architecture.

B. Natural Gas System

The natural gas system is comprised of resources for the import, export, processing and delivery of natural gas. The Receipt Delivery and LNG Terminals are responsible for

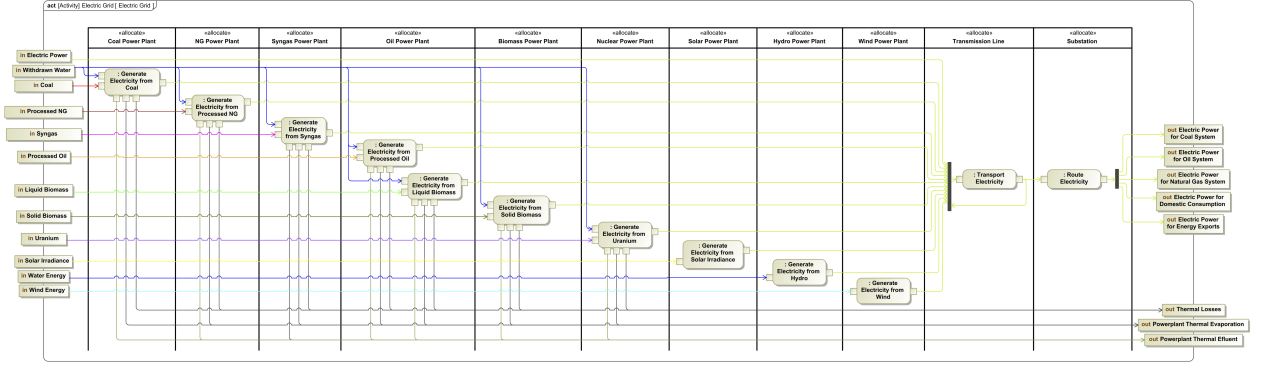


Fig. 5. Electric grid activity diagram with allocated swim lanes.

importing and exporting natural gas into and out of the natural gas system. These resources take both international and domestic imports into the United States' natural gas pipeline infrastructure. Pipelines and compressors are present for facilitating the transportation of natural gas. Additionally, Processing plants are present for processing raw natural gas. Finally, storage facilities store syngas as well as raw and processed natural gas. Fig. 6 presents the formal decomposition of the AMES's natural gas system architecture.

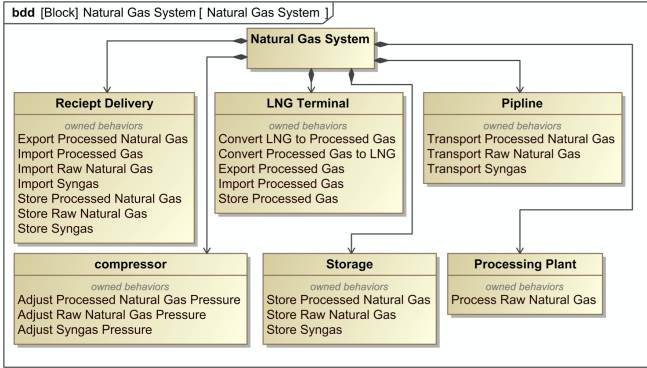


Fig. 6. Natural Gas system block definition diagram showing its component physical resources.

Each of the individual resources within the natural gas system have their respective processes. Fig. 8 presents the natural gas activity diagram. It shows natural gas processes allocated onto their respective form in swim-lanes and follows their flow of matter and energy. The Receipt Delivery facility can import and store syngas, raw natural gas, and processed natural gas as well as export the processed natural gas out of the system boundary. The LNG Terminal can import, store and export natural gas. Once inside the natural gas system, pipelines transport each of the operands, syngas, raw natural gas and processed natural gas, through the United States. This includes pipelines that transport directly to natural gas electric power plants in the electric grid. With the inputs of raw natural gas, electric power and withdrawn water, processing plants process raw natural gas to produce processed natural gas and processing effluent. Compressors stimulate the transportation of the different types of natural gas by adjusting the associated pressure. Finally, storage facilities store syngas as well as raw and processed natural gas.

C. Oil System

The oil System is comprised of resources for the import, export, and delivery of oil. The Oil Port and oil Terminal are responsible for importing and exporting oil into and out of the oil system. These resources take both international and domestic imports into the United States' oil pipeline infrastructure. Crude and processed oil pipelines are present for facilitating the transportation of oil and liquid biomass. Oil Refineries allow for the processing of crude oil into processed oil, and oil buffers allow for storage within the oil system infrastructure. Fig. 7 presents the formal decomposition of the AMES's oil system architecture.

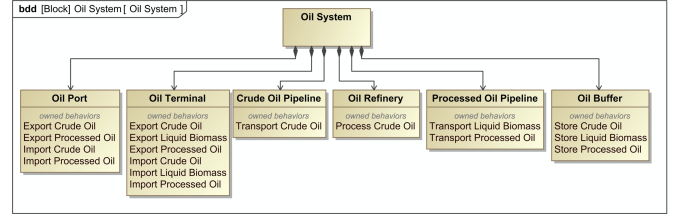


Fig. 7. Oil system block definition diagram showing its component physical resources.

Each of the individual resources within the oil system have their respective processes. Fig. 9 presents the oil activity diagram. It shows the oil system's processes allocated onto their respective form in swim-lanes and follows their flows of matter and energy. The Oil Terminal facility can import and export crude oil, processed oil and liquid biomass to and from outside the system boundary. The Oil Port can also import and export crude and processed oil. Once inside the oil system, the crude oil pipeline can transport crude oil from an oil port or terminal to an oil refinery where the crude oil is processed into processed oil. This process requires the input of crude oil, electricity and withdrawn water to produce processed oil, syngas [91] and processing effluent. The processed oil can then be transported by the processed oil pipelines. These processed oil pipelines transport processed oil and liquid biomass within the oil system and directly to oil and liquid biomass electric power plants in the electric grid. Additionally, all three operands, crude oil, processed oil, and syngas can be stored within the oil system by oil buffers.

D. Coal System

The coal System is comprised of resources for the import, export, and delivery of coal. The coal sources are responsible

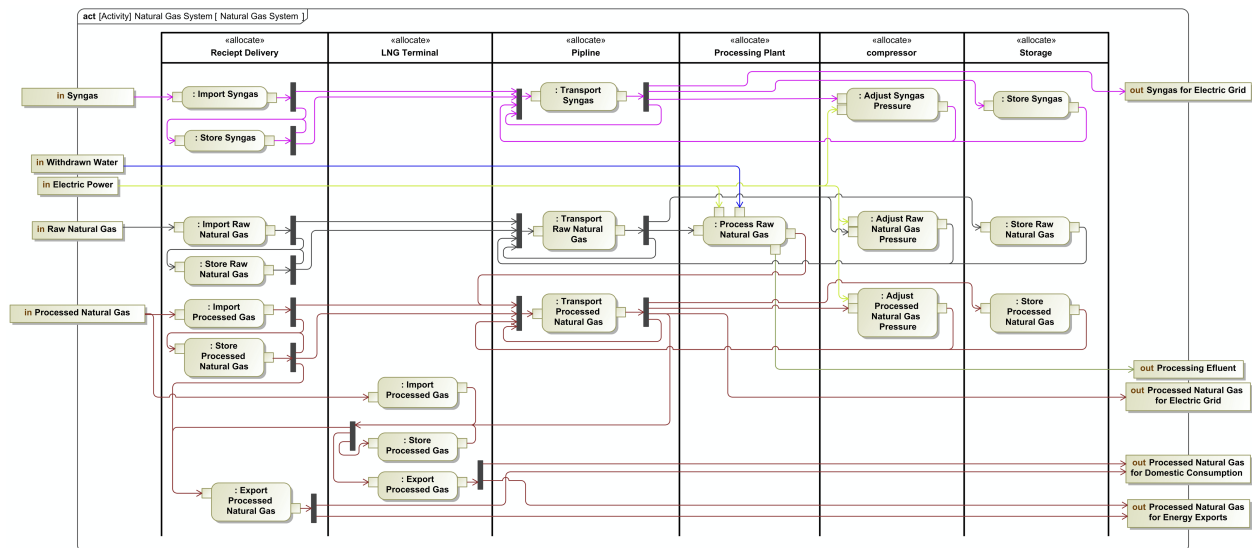


Fig. 8. Natural gas system activity diagram with allocated swim lanes.

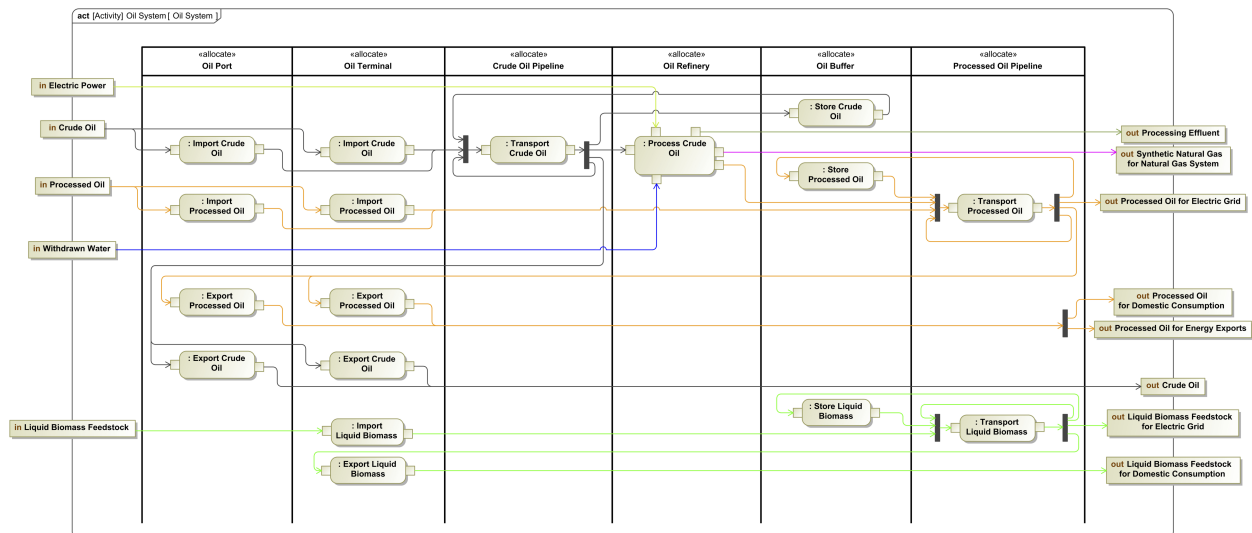


Fig. 9. Oil system activity diagram with allocated swim lanes.

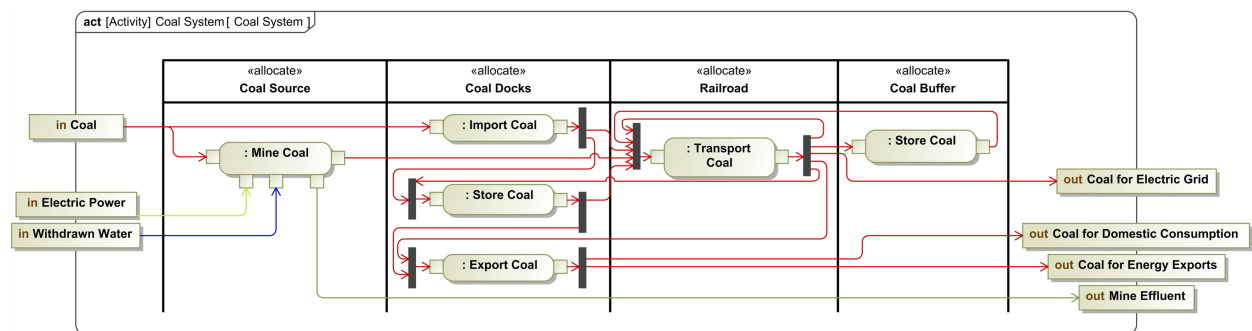


Fig. 10. Coal system activity diagram with allocated swim lanes.

for mining domestic sources of coal and introducing coal into the United States coal system. Coal docks are also responsible for the import and export of coal. Rail roads are responsible for transporting coal across the United States and to coal electric power plants in the electric grid. Finally, coal buffers allow for the storage of coal within the system boundary. Fig. 11 presents the formal decomposition of the AMES's coal system

architecture.

Each of the individual resources within the coal system have their respective processes. Fig 10 presents the oil activity diagram. It shows these processes allocated onto their respective form in swim-lanes and follows their flow of matter and energy. With the input of electric power and withdrawn water, the coal source can mine coal to produce coal and mine

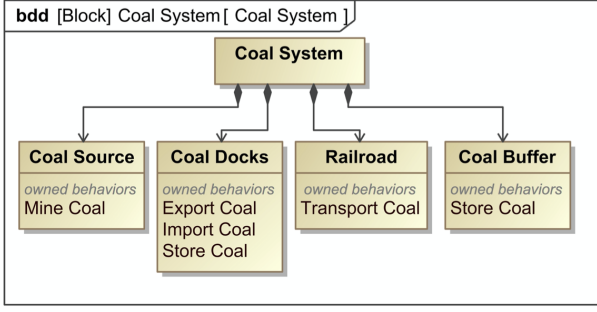


Fig. 11. Coal system block definition diagram showing its component physical resources.

effluent. Alternatively, the coal docks can import coal into the coal system which can then be transported by the rail roads. The coal can then be stored within a coal buffer or exported out of the coal system boundary by a coal dock.

IV. DISCUSSION

The activity diagrams in Figs. 5, 8, 9, 10 each show the individual energy systems that when integrated together form the AMES shown in Fig. 2. When following the flows of matter and energy through the AMES, it becomes apparent that every subsystem is connected to the other. The coal system produces and imports coal that is delivered to the electric grid for electric power generation. The oil system is able to produce and deliver syngas to the natural gas system as well as deliver processed oil and liquid biomass to the electric grid for electric power generation. The natural gas system is able to deliver syngas and processed natural gas to the electric grid for electric power generation. Finally, the electric grid is able to deliver electric power to the coal system for mining, the oil system for processing crude oil, and to the natural gas system for processing raw natural gas and gas compression. Each of these connections allow the electric grid to produce electric power from the other energy systems' fuel sources and subsequently deliver power to the United states. Additionally, the electric power allows for the production and processing of operands in the coal, oil, and natural gas systems so that they may provide fuel sources back to the electric grid and the rest of the United States' fuel demands.

Understanding the nature of such interdependencies within the AMES' reference architecture facilitates changes to the AMES as it is currently instantiated architecture [92]–[94]. This knowledge becomes particularly important in avoiding cross-sectoral cascading failures [25], [54], [95]. For example, if a natural gas pipeline fails there is not only a loss of natural gas being delivered for heating but for electric power generation as well. Unavailable electric power plants not only diminishes the grid's ability to meet residential, commercial, and industrial demand but also the load demanded by the other energy systems.

These interdependencies in the AMES' reference architecture often exaggerate “infrastructure lock-in” effects that impede the forward-motion of the sustainable energy transition [96]–[99]. As coal power plants are decommissioned, natural gas power plants are often installed in their place with commensurate reductions in greenhouse gas emissions. These benefits, however, are not realized until sufficient natural gas

pipeline capacity is secured; either on existing or potentially new pipelines. Similarly, electric power transmission capacity often impedes the full utilization of remote solar and wind generation resources. Alternatively, the presence of excess processing and transmission capacity for coal, oil, and natural gas makes it very easy and economical to rely on these sources in the electric power sector. For example, the electric power grid is likely to retain its reliance on the natural gas system for a long time because so much of the country relies on natural gas for heating. In short, an effective “deep” decarbonization strategy requires the coordination of all four energy sectors and not just one alone.

A. Simulation Model Development

The development of the AMES reference architecture facilitates the subsequent development of mathematical models and simulations of system behavior. As a relevant precedent, the energy-water nexus reference architecture [68], [83] led to the development of holistic mathematical models [70]–[73], [100] which were later implemented as numerical simulations. To this end, the reference architecture provides the starting point for a *transparent* objected-oriented software design grounded in “digital twin” principles. Much like the National Energy Modeling System (NEMS) [101], the AMES reference architecture can be used to model and simulate the effect of potential policies and future infrastructure developments. By changing the ratios of instantiated technologies, different scenarios can be analyzed and outcomes compared. For example, the energy-water nexus mathematical models were later used to conduct sensitivity analyses and identify input/output trade-offs [73]–[76], [84]. The AMES reference architecture can also potentially import much of the openly available socio-economic NEMS data. Finally, recent theoretical works [26], [102], [103] have shown that SysML-based reference architectures of interdependent infrastructure systems can be translated, without loss, into mathematical structural models called hetero-functional graphs. These hetero-functional graphs can then be used to study the AMES' structural resilience [26], [103] in terms of its ability to resist cross-sectoral and cascading disruptions.

B. Integrated Planning and Operations

Just as the the AMES reference architecture allows for the simulation and analysis of differing policies across the entirety of the AMES, it also allows for integrated planning and operations management. By planning future infrastructure developments with an integrated view of the whole AMES, developments with the greatest impact can be planned and installed. This allows for a holistic planning effort that incentivizes simultaneous developments in multiple energy systems such that they compliment rather than impede each other. For example if a coal mine is decommissioned in the coal system, then a coal power plant in the electric grid could be replaced with a less carbon-intensive power plant. The EWN literature has already demonstrated similar benefits [74], [77]–[79], [104], [105]. For example, the straightforward installation of water storage capacity has been shown to alleviate power

balance constraints in the electric power grid where the installation of battery energy storage is at a premium. Similarly, the natural gas-electricity literature has shown pairing natural gas electric power plants with variable energy resources (VER) such as wind turbines provides a smaller carbon footprint with renewable wind energy and natural gas replacing coal [60], [106], [107]. Additionally, the fast ramping capacity of natural gas power plants provides reliability in maintaining a stable grid in the presence of VERs. In all of these cases, one or more layers of planning and operations management decision-making are superimposed on the mathematical model of the underlying interdependent infrastructure system. The instantiation of the AMES reference architecture is the first step to joint optimization and operation of these four energy systems.

V. CONCLUSION

The American Multi-modal Energy System reference architecture is an invariant reference architecture that describes the electric grid, oil system, natural gas system, and coal system as well as their inter-dependencies. As American energy demands in the 21st evolve to meet new requirements for energy sustainability, resilience, and access, the AMES' instantiated architecture will also evolve, but the AMES' reference architecture will remain largely unchanged. Instead, the ratios of instantiated elements will change resulting in more carbon-intensive resources being instantiated less and carbon-lite or carbon-free resources being instantiated more. The AMES reference architecture provides the basis from which to run simulations on new policies and the associated changes of instantiated architecture. Furthermore, the AMES reference architecture facilitates the formulation of new optimal planning and operations management decisions. As previously demonstrated in the NG-Electricity nexus literature and the energy-water nexus literature, these decisions can identify synergistic strategies that simultaneously enhance infrastructure cost, reliability and sustainability. Such synergistic strategies are often able to overcome typical "infrastructure lock-in" scenarios and the ensuing "trilemma" debates on energy sustainability, resilience, and access. In short, holistic models AMES models present new possibilities for energy infrastructure coordination that may have been otherwise overlooked when addressing each energy infrastructure independently.

REFERENCES

- [1] T. Elmqvist, E. Andersson, N. Frantzeskaki, T. McPhearson, P. Olsson, O. Gaffney, K. Takeuchi, and C. Folke, "Sustainability and resilience for transformation in the urban century," *Nature Sustainability*, vol. 2, no. 4, p. 267, 2019.
- [2] IEA, "World Energy Outlook, Energy and Air Pollution," International Energy Agency, Paris France, Tech. Rep., 2016.
- [3] IEA and F. Birol, *World energy outlook 2013*. International Energy Agency Paris, 2013.
- [4] European Commission, "A Roadmap for moving to a competitive low carbon economy in 2050," *European Commission, Brussel*, 2011.
- [5] J. Rogelj, M. Den Elzen, N. Höhne, T. Fransen, H. Fekete, H. Winkler, R. Schaeffer, F. Sha, K. Riahi, and M. Meinshausen, "Paris Agreement climate proposals need a boost to keep warming well below 2 C," *Nature*, vol. 534, no. 7609, pp. 631–639, 2016.
- [6] W. Obergassel, C. Arens, L. Hermwille, N. Kreibich, F. Mersmann, H. E. Ott, and H. Wang-Helmreich, "Phoenix from the Ashes—An Analysis of the Paris Agreement to the United Nations Framework Convention on Climate Change," *Wuppertal Institute for Climate, Environment and Energy*, vol. 1, pp. 1–54, 2016.
- [7] J. Williams, "Policy implications of deep decarbonization in the united states," *AGUFM*, vol. 2015, pp. PA31B–2163, 2015.
- [8] State of California Energy Commission *et al.*, "California's 2030 climate commitment: Renewable resources for half of the state's electricity by 2030. state of california energy commission," Tech. Rep., 2017.
- [9] IEA, "Renewables 2017 analysis and forecasts to 2022," International Energy Agency, Tech. Rep., October 2017.
- [10] L. L. N. Laboratory. (2020) Estimated u.s. energy consumption in 2019: 100.2 quads. [Online]. Available: https://flowcharts.llnl.gov/content/assets/images/energy/us/Energy_US_2019.png
- [11] EIA, "Annual energy outlook 2020," *Independent Statistics and Analysis, U.S. Energy Information Administration, Department of Energy*, 2020.
- [12] R. Kamphuis, K. Kok, C. Warmer, and M. Hommelberg, "Architectures for novel energy infrastructures: Multi-agent based coordination patterns," *2008 First International Conference on Infrastructure Systems and Services: Building Networks for a Brighter Future (INFRA)*, pp. 1–6, 2008.
- [13] L. H. Hansen, P. H. Madsen, F. Blaabjerg, H. Christensen, U. Lindhard, and K. Eskildsen, "Generators and power electronics technology for wind turbines," in *IECON'01. 27th Annual Conference of the IEEE Industrial Electronics Society (Cat. No. 37243)*, vol. 3. IEEE, 2001, pp. 2000–2005.
- [14] Y. Kumar, J. Ringenberg, S. S. Depuru, V. K. Devabhaktuni, J. W. Lee, E. Nikolaidis, B. Andersen, and A. Afjeh, "Wind energy: Trends and enabling technologies," *Renewable and Sustainable Energy Reviews*, vol. 53, pp. 209–224, 2016.
- [15] G. A. Munoz-Hernandez, S. P. Mansoor, and D. I. Jones, *Modelling and controlling hydropower plants*. London: Springer, 2013.
- [16] M. Chaabene and M. Annabi, "Dynamic thermal model for predicting solar plant adequate energy management," *Energy Conversion and Management*, vol. 39, no. 3–4, pp. 349–355, Feb 1998.
- [17] G. Pasaoglu, M. Honselaar, and C. Thiel, "Potential vehicle fleet co2 reductions and cost implications for various vehicle technology deployment scenarios in europe," *Energy Policy*, vol. 40, pp. 404–421, Jan 2012.
- [18] T. Litman, "Comprehensive evaluation of transport energy conservation and emission reduction policies," *Transportation Research Part A: Policy and Practice*, vol. 47, pp. 1–23, 2013.
- [19] P. H. Andersen, J. A. Mathews, and M. Rask, "Integrating private transport into renewable energy policy: The strategy of creating intelligent recharging grids for electric vehicles," *Energy Policy*, vol. 37, no. 7, pp. 2481–2486, Jul 2009.
- [20] E. Sortomme and M. A. El-Sharkawi, "Optimal Scheduling of Vehicle-to-Grid Energy and Ancillary Services," *Smart Grid, IEEE Transactions on*, vol. 3, no. 1, pp. 351–359, 2012.
- [21] U.S. Energy Information Administration, "Manufacturing Energy Consumption Survey," U.S. Department of Energy, Washington DC USA, Tech. Rep., 2015. [Online]. Available: <http://www.eia.gov/consumption/manufacturing/>
- [22] D. Anair and A. Mahmassani, "State of charge: Electric vehicles' global warming emissions and fuel-cost savings across the United States," *Union of Concerned Scientists*, 2012.
- [23] R. Cloutier, G. Muller, D. Verma, R. Nilchiani, E. Hole, and M. Bone, "The concept of reference architectures," *Systems Engineering*, vol. 13, no. 1, pp. 14–27, 2010.
- [24] D. F. Rueda and E. Calle, "Using interdependency matrices to mitigate targeted attacks on interdependent networks: A case study involving a power grid and backbone telecommunications networks," *International Journal of Critical Infrastructure Protection*, vol. 16, pp. 3–12, 2017.
- [25] P. Uday and K. Marais, "Designing resilient systems-of-systems: A survey of metrics, methods, and challenges," *Systems Engineering*, vol. 18, no. 5, pp. 491–510, 2015.
- [26] D. J. Thompson, W. C. H. Schoonenberg, and A. M. Farid, "Hetero-functional graph resilience of the future american electric grid," 2020.
- [27] D. P. Chassin and C. Posse, "Evaluating north american electric grid reliability using the barabási-albert network model," *Physica A: Statistical Mechanics and its Applications*, vol. 355, no. 2–4, pp. 667–677, 2005.
- [28] I. Hernandez-Fajardo and L. Dueñas-Orsorio, "Probabilistic study of cascading failures in complex interdependent lifeline systems," *Reliability Engineering & System Safety*, vol. 111, pp. 260–272, 2013.
- [29] ICF, "Assessment of new england's natural gas pipeline capacity to satisfy short and near-term power generation needs," ICF International for ISO-NE Planning Advisory Committee, Tech. Rep., 2012.

- [30] T. Bonham, "Resilience of unite states energy infrastructure to fluvial threat," Thesis, Dartmouth College, Hanover, NH, USA, May 2020.
- [31] F. Venn, *The oil crisis*. Routledge, 2016.
- [32] Practical Action, *Poor people's energy outlook 2016: National energy access planning from the bottom up*. Practical Action Publishing, 2016.
- [33] C. Gellings, F. Functioning, and S. Grid, "Estimating the costs and benefits of the smart grid," EPRI, Palo Alto, CA, USA, Tech. Rep., 2011.
- [34] V. C. Güngör, D. Sahin, T. Kocak, S. Ergüt, C. Buccella, S. Member, C. Cecati, G. P. Hancke, and S. Member, "Smart grid technologies : Communication technologies and standards," *IEEE Transactions on Industrial Informatics*, vol. 7, no. 4, pp. 529–539, 2011.
- [35] V. Gungor, D. Sahin, T. Kocak, S. Ergut, C. Buccella, C. Cecati, and G. Hancke, "A survey on smart grid potential applications and communication requirements," *Industrial Informatics, IEEE Transactions on*, vol. 9, no. 1, pp. 28–42, Feb 2013.
- [36] C. ISO, "What the duck curve tells us about managing a green grid," *Calif. ISO, Shap. a Renewed Futur*, pp. 1–4, 2012.
- [37] G. Joos, B. T. Ooi, D. McGillis, F. D. Galiana, and R. Marceau, "The potential of distributed generation to provide ancillary services bt - proceedings of the 2000 power engineering society summer meeting, july 16, 2000 - july 20, 2000," ser. Proceedings of the IEEE Power Engineering Society Transmission and Distribution Conference, vol. 3. Dept. of Elec. and Comp. Engineering, Concordia University, Montreal, Que., H3G-1M8, Canada: Institute of Electrical and Electronics Engineers Inc., 2000, pp. 1762–1767.
- [38] L. Xie, P. M. S. Carvalho, L. A. F. M. Ferreira, J. Liu, B. H. Krogh, N. Popli, and M. D. Ilić, "Wind integration in power systems: Operational challenges and possible solutions," *Proceedings of the IEEE*, vol. 99, no. 1, pp. 214–232, Jan 2011.
- [39] W. F. Pickard, A. Q. Shen, and N. J. Hansing, "Parking the power: Strategies and physical limitations for bulk energy storage in supply-demand matching on a grid whose input power is provided by intermittent sources," *Renewable and Sustainable Energy Reviews*, vol. 13, no. 8, pp. 1934–1945, Oct 2009.
- [40] J. Kassakian, R. Schmalensee, G. Desgroseilliers, T. Heidel, K. Afridi, A. Farid, J. Grochow, W. Hogan, H. Jacoby, J. Kirtley, H. Michaels, I. Perez-Arriaga, D. Perreault, N. Rose, G. Wilson, N. Abudaldah, M. Chen, P. Donohoo, S. Gunter, P. Kwok, V. Sakhrani, J. Wang, A. Whitaker, X. Yap, R. Zhang, and M. I. of Technology, "The Future of the Electric Grid: An Interdisciplinary MIT Study," 2011.
- [41] R. C. Pietzcker, F. Ueckerdt, S. Carrara, H. S. De Boer, J. Després, S. Fujimori, N. Johnson, A. Kitous, Y. Scholz, P. Sullivan *et al.*, "System integration of wind and solar power in integrated assessment models: A cross-model evaluation of new approaches," *Energy Economics*, vol. 64, pp. 583–599, 2017.
- [42] M. Haller, S. Ludig, and N. Bauer, "Decarbonization scenarios for the EU and MENA power system: Considering spatial distribution and short term dynamics of renewable generationnatics of renewable generation," *Energy Policy*, vol. 47, pp. 282–290, 2012.
- [43] M. Howard, "The integrated grid: realizing the full value of central and distributed energy resources," *ICER Chron*, 2014.
- [44] E. a. Rogers, "The Energy Savings Potential of Smart Manufacturing," American Council for an Energy-Efficient Economy, Washington DC USA, Tech. Rep. July, 2014.
- [45] D. Dori, *Model-based systems engineering with OPM and SysML*. Springer, 2015.
- [46] EIA, "Availability of the national energy modeling system (nems) archive," United States Energy Information Administration, Tech. Rep., 2017. [Online]. Available: https://www.eia.gov/outlooks/aeo/info_nems_archive.cfm
- [47] S. Friedenthal, A. Moore, and R. Steiner, *A Practical Guide to SysML: The Systems Modeling Language*, 2nd ed. Burlington, MA: Morgan Kaufmann, 2011.
- [48] T. Weillkiens, *Systems engineering with SysML/UML modeling, analysis, design*. Burlington, Mass.: Morgan Kaufmann, 2007.
- [49] G. M. Masters, *Renewable and efficient electric power systems*. John Wiley & Sons, 2013.
- [50] S. Mokhtab and W. A. Poe, *Handbook of natural gas transmission and processing*. Gulf professional publishing, 2012.
- [51] M. V. Lurie, *Modeling of Oil Product and Gas Pipeline Transportation*. Wiley-VCH Verlag GmbH & Co. KGaA, 2009.
- [52] EIA, "Coal market module of the national energy modeling system: Model documentation 2014," *Independent Statistics and Analysis, U.S. Energy Information Administration, Department of Energy*, 2014.
- [53] R. Albert, I. Albert, and G. L. Nakarado, "Structural vulnerability of the north american power grid," *Physical review E*, vol. 69, no. 2, p. 025103, 2004.
- [54] G. Dong, R. Du, L. Tian, and R. Liu, "Robustness of network of networks with interdependent and interconnected links," *Physica A: Statistical Mechanics and its Applications*, vol. 424, pp. 11–18, 2015.
- [55] P. Jean-Baptiste and R. Ducroux, "Energy policy and climate change," *Energy Policy*, vol. 31, no. 2, pp. 155–166, Jan 2003.
- [56] R. Lempert, B. L. Preston, J. Edmonds, L. Clarke, T. Wild, M. Binsted, E. Diringier, and B. Townsend, "Pathways to 2050 alternative scenarios for decarbonizing the u.s. economy," Center for Climate and Energy Solutions, Climate Innovation 2050, 2019.
- [57] J. Rogers, K. Averyt, S. Clemmer, M. Davis, F. Flores-Lopez, D. Kenney, J. Macknick, N. Madden, J. Meldrum, S. Sattler, and E. Spanger-Siegfried, "Water-Smart Power: Strengthening the U.S. Electricity System in a Warming World," Union for Concerned Scientists, Cambridge, MA, Tech. Rep., 2013.
- [58] A. Al-Douri, D. Sengupta, and M. El-Halwagi, "Shale gas monetization - a review of downstream processing to chemicals and fuels," *Journal of Natural Gas Science and Engineering*, 2017. [Online]. Available: <http://www.sciencedirect.com/science/article/pii/S1875510017302299>
- [59] S. An, Q. Li, and T. Gedra, "Natural gas and electricity optimal power flow," 2003 *IEEE PES Transmission and Distribution Conference and Exposition*, no. 1, pp. 138–143, 2003.
- [60] T. Li, M. Eremia, M. Shahidepour, and M. Shahidepour, "Interdependency of natural gas network and power system security," *IEEE Transactions on Power Systems*, vol. 23, no. 4, pp. 1817–1824, 2008.
- [61] M. Shahidepour, Y. Fu, and T. Wiedman, "Impact of natural gas infrastructure on electric power systems," *Proceedings of the IEEE*, vol. 93, no. 5, pp. 1042–1056, 2005.
- [62] C. Unsuhay, J. W. M. Lima, and A. C. Z. D. Souza, "Modeling the integrated natural gas and electricity optimal power flow," *IEEE Power Engineering Society General Meeting*, pp. 1–7, 2007.
- [63] A. Zlotnik, A. Rudkevich, R. Carter, P. Ruiz, S. Backhaus, and J. Tafl, "Grid architecture at the gas-electric interface," *Los Alamos Natl. Lab., Santa Fe, NM, USA, Rep. LA-UR-17-23662*, 2017.
- [64] R. A. Kerr, "Natural gas from shale bursts onto the scene," 2010.
- [65] A. Muzhikyan, S. Muhanji, G. Moynihan, D. Thompson, Z. Berzolla, and A. M. Farid, "The 2017 ISO New England System Operational Analysis and Renewable Energy Integration Study," *Energy Reports*, vol. 5, pp. 747–792, July 2019. [Online]. Available: <https://doi.org/10.1016/j.egyr.2019.06.005>
- [66] K. Aleklett, M. Höök, K. Jakobsson, M. Lardelli, S. Snowden, and B. Söderbergh, "The peak of the oil age—analyzing the world oil production reference scenario in world energy outlook 2008," *Energy Policy*, vol. 38, no. 3, pp. 1398–1414, 2010.
- [67] AAR, "Railroads and coal," Association of American Railroads, Tech. Rep., 2016. [Online]. Available: <https://www.aar.org/BackgroundPapers/Railroads%20and%20Coal.pdf>
- [68] W. N. Lubega and A. M. Farid, "A Reference System Architecture for the Energy-Water Nexus," *IEEE Systems Journal*, vol. PP, no. 99, pp. 1–11, 2014. [Online]. Available: <http://dx.doi.org/10.1109/JSYST.2014.2302031>
- [69] W. N. Lubega, A. Santhosh, A. M. Farid, and K. Youcef-Toumi, "Opportunities for Integrated Energy and Water Management in the GCC – A Keynote Paper," in *EU-GCC Renewable Energy Policy Experts' Workshop*, no. December, Masdar Institute, Abu Dhabi, UAE, 2013, pp. 1–33. [Online]. Available: http://www.grc.net/data/contents/uploads/Opportunities_for_Integrated_Energy_and_Water_Management_in_the_GCC_5874.pdf
- [70] A. M. Farid, W. N. Lubega, and W. Hickman, "Opportunities for Energy-Water Nexus Management in the Middle East and North Africa," *Elementa*, vol. 4, no. 134, pp. 1–17, 2016. [Online]. Available: <http://dx.doi.org/10.12952/journal.elementa.000134>
- [71] W. N. Lubega, "An Engineering Systems Approach to the Modeling and Analysis of the Energy-Water Nexus," Master's Thesis, Masdar Institute of Science & Technology, 2014.
- [72] W. N. Lubega and A. M. Farid, "An Engineering Systems Sensitivity Analysis Model for Holistic Energy-Water Nexus Planning," in *ASME 2014 Power Conference*, Baltimore, MD, 2014, pp. 1–10. [Online]. Available: <http://dx.doi.org/10.1115/POWER2014-32076>
- [73] —, "Quantitative Engineering Systems Model and Analysis of the Energy-Water Nexus," *Applied Energy*, vol. 135, no. 1, pp. 142–157, 2014. [Online]. Available: <http://dx.doi.org/10.1016/j.apenergy.2014.07.101>
- [74] W. Hickman, A. Muzhikyan, and A. M. Farid, "The Synergistic Role of Renewable Energy Integration into the Unit Commitment of the Energy

- Water Nexus,” *Renewable Energy*, vol. 108, no. 1, pp. 220–229, 2017. [Online]. Available: <https://dx.doi.org/10.1016/j.renene.2017.02.063>
- [75] A. M. Farid and W. N. Lubega, “Powering and Watering Agriculture: Application of Energy-Water Nexus Planning,” in *GHTC 2013: IEEE Global Humanitarian Technology Conference*, Silicon Valley, CA, USA, 2013, pp. 1–6. [Online]. Available: <http://dx.doi.org.libproxy.mit.edu/10.1109/GHTC.2013.6713689>
- [76] W. N. Lubega, A. Santhosh, A. M. Farid, and K. Youcef-Toumi, “An Integrated Energy and Water Market for the Supply Side of the Energy-Water Nexus in the Engineered Infrastructure,” in *ASME 2014 Power Conference*, Baltimore, MD, 2014, pp. 1–11. [Online]. Available: <http://dx.doi.org/10.1115/POWER2014-32075>
- [77] A. Santhosh, A. M. Farid, A. Adegbege, and K. Youcef-Toumi, “Simultaneous Co-optimization for the Economic Dispatch of Power and Water Networks,” in *The 9th IET International Conference on Advances in Power System Control, Operation and Management*, Hong Kong, China, 2012, pp. 1–6. [Online]. Available: <http://dx.doi.org/10.1049/cp.2012.2148>
- [78] A. Santhosh, A. M. Farid, and K. Youcef-Toumi, “The Impact of Storage Facilities on the Simultaneous Economic Dispatch of Power and Water Networks Limited by Ramping Rates,” in *IEEE International Conference on Industrial Technology*, Cape Town, South Africa, 2013, pp. 1–6. [Online]. Available: <http://dx.doi.org/10.1109/ICIT.2013.6505794>
- [79] —, “The Impact of Storage Facility Capacity and Ramping Capabilities on the Supply Side of the Energy-Water Nexus,” *Energy*, vol. 66, no. 1, pp. 1–10, 2014. [Online]. Available: <http://dx.doi.org/10.1016/j.energy.2014.01.031>
- [80] V. C. Tidwell, J. Macknick, K. Zemlick, J. Sanchez, and T. Woldeyesus, “Transitioning to zero freshwater withdrawal in the U.S. for thermoelectric generation,” *Applied Energy*, vol. 131, pp. 508–516, Jun. 2014. [Online]. Available: <http://linkinghub.elsevier.com/retrieve/pii/S0306261913009215>
- [81] T. Ishimatsu, A. Doufene, A. Alawad, and O. de Weck, “Desalination network model driven decision support system: a case study of saudi arabia,” *Desalination*, vol. 423, pp. 65–78, 2017.
- [82] S. A. Roosa, *Sustainable Development Handbook*. 700 Indian Trail Lilbum, GA: The Fairmont Press, Inc., 2008.
- [83] W. N. Lubega and A. M. Farid, “A Meta-System Architecture for the Energy-Water Nexus,” in *8th Annual IEEE Systems of Systems Conference*, Maui, Hawaii, USA, 2013, pp. 1–6. [Online]. Available: <http://dx.doi.org/10.1109/SYSoSE.2013.6575246>
- [84] H. Abdulla and A. M. Farid, “Extending the energy-water nexus reference architecture to the sustainable development of agriculture, industry & commerce,” in *First IEEE International Smart Cities Conference*, Guadalajara, Mexico, 2015, pp. 1–7. [Online]. Available: <http://dx.doi.org/10.1109/ISC2.2015.7366166>
- [85] J. Glasson and R. Therivel, *Introduction to environmental impact assessment*. Routledge, 2013.
- [86] Platts, “Platts energy map data pro,” S&P Global Platts, Tech. Rep., 2017. [Online]. Available: <http://www.platts.com/products/map-data-pro>
- [87] A. Reichwein and C. Paredis, “Magicdraw sysml-modelica integration: Java-based implementation of the omg sysml-modelica transformation (sym) using magicdraw sysml,” Object Management Group, Tech. Rep., 2012. [Online]. Available: <http://www.mbsec.gatech.edu/research/projects/active/sysml-modelica-integration>
- [88] SE Handbook Working Group, *Systems Engineering Handbook: A Guide for System Life Cycle Processes and Activities*. International Council on Systems Engineering (INCOSE), 2011.
- [89] E. Crawley, B. Cameron, and D. Selva, *System Architecture: Strategy and Product Development for Complex Systems*. Upper Saddle River, N.J.: Prentice Hall Press, 2015.
- [90] J. Rumbaugh, I. Jacobson, and G. Booch, *The Unified Modeling Language Reference Manual*. Reading, Mass.: Addison-Wesley, 2005.
- [91] R. N. Rosa, “The role of synthetic fuels for a carbon neutral economy,” *C—Journal of Carbon Research*, vol. 3, no. 2, p. 11, 2017.
- [92] O. L. De Weck, D. Roos, and C. L. Magee, *Engineering systems: meeting human needs in a complex technological world*. Cambridge, Mass.: MIT Press, 2011. [Online]. Available: <http://www.knovel.com/knovel2/Toc.jsp?BookID=4611http://mitpress-ebooks.mit.edu/product/engineering-systems>
- [93] S. M. Rinaldi, “Modeling and simulating critical infrastructures and their interdependencies,” in *System Sciences, 2004. Proceedings of the 37th Annual Hawaii International Conference on*, Jan 2004, pp. 8 pp.—
- [94] R. D. Prasad, R. Bansal, and A. Raturi, “Multi-faceted energy planning: A review,” *Renewable and Sustainable Energy Reviews*, vol. 38, pp. 686–699, 2014.
- [95] S. V. Buldyrev, R. Parshani, G. Paul, H. E. Stanley, and S. Havlin, “Catastrophic cascade of failures in interdependent networks,” *Nature*, vol. 464, no. 7291, p. 1025, 2010.
- [96] G. C. Unruh, “Understanding carbon lock-in,” *Energy policy*, vol. 28, no. 12, pp. 817–830, 2000.
- [97] —, “Escaping carbon lock-in,” *Energy policy*, vol. 30, no. 4, pp. 317–325, 2002.
- [98] K. C. Seto, S. J. Davis, R. B. Mitchell, E. C. Stokes, G. Unruh, and D. Ürges-Vorsatz, “Carbon lock-in: types, causes, and policy implications,” *Annual Review of Environment and Resources*, vol. 41, 2016.
- [99] S. A. Markolf, M. V. Chester, D. A. Eisenberg, D. M. Iwaniec, C. I. Davidson, R. Zimmerman, T. R. Miller, B. L. Ruddell, and H. Chang, “Interdependent infrastructure as linked social, ecological, and technological systems (setss) to address lock-in and enhance resilience,” *Earth’s Future*, vol. 6, no. 12, pp. 1638–1659, 2018.
- [100] W. N. Lubega and A. M. Farid, “An engineering systems model for the quantitative analysis of the energy-water nexus,” in *Complex Systems Design & Management*. Paris, France: Springer Berlin Heidelberg, 2013, ch. 16, pp. 219–231. [Online]. Available: http://dx.doi.org/10.1007/978-3-319-02812-5_16
- [101] EIA, “The national energy modeling system: An overview 2018,” *Independent Statistics and Analysis, U.S. Energy Information Administration, Department of Energy*, 2019.
- [102] W. C. Schoonenberg, I. S. Khayal, and A. M. Farid, *A Hetero-functional Graph Theory for Modeling Interdependent Smart City Infrastructure*. Berlin, Heidelberg: Springer, 2018. [Online]. Available: <http://dx.doi.org/10.1007/978-3-319-99301-0>
- [103] D. Thompson, W. C. Schoonenberg, and A. M. Farid, “A Hetero-functional Graph Analysis of Electric Power System Structural Resilience,” in *IEEE Innovative Smart Grid Technologies Conference North America*, Washington, DC, United states, 2020, pp. 1–5. [Online]. Available: <http://dx.doi.org/10.1109/ISGT45199.2020.9087732>
- [104] P. Palensky and D. Dietrich, “Demand Side Management: Demand Response, Intelligent Energy Systems, and Smart Loads,” *Industrial Informatics, IEEE Transactions on*, vol. 7, no. 3, pp. 381–388, 2011.
- [105] L. Xie, M. D. Ilic, and M. D. Ili, “Model Predictive Economic / Environmental Dispatch of Power Systems with Intermittent Resources,” in *2009 Power & Energy Society General Meeting*, 2009, pp. 1–6.
- [106] A. Alabdulwahab, A. Abusorrah, X. Zhang, and M. Shahidehpour, “Coordination of interdependent natural gas and electricity infrastructures for firming the variability of wind energy in stochastic day-ahead scheduling,” *IEEE Transactions on Sustainable Energy*, vol. 6, no. 2, pp. 606–615, 2015.
- [107] M. A. Mac Kinnon, J. Brouwer, and S. Samuelsen, “The role of natural gas and its infrastructure in mitigating greenhouse gas emissions, improving regional air quality, and renewable resource integration,” *Progress in Energy and Combustion Science*, vol. 64, pp. 62 – 92, 2018.



Dakota J. Thompson graduated from Colby College in 2018 with a B.A. in Physics and minor in Computer Science. He is now pursuing a Ph.D. in energy systems engineering at the Thayer School of Engineering at Dartmouth. As an undergraduate, Dakota worked on several research projects with the LIINES at the Thayer School of Engineering at Dartmouth and continues his research in power grid resilience, renewable energy integration, and hetero-functional graph theory.



Amro M. Farid is currently an Associate Professor of Engineering at the Thayer School of Engineering at Dartmouth and Adjunct Associate Professor of computer science at the Department of Computer Science. He leads the Laboratory for Intelligent Integrated Networks of Engineering Systems (LIINES). The laboratory maintains an active research program in Smart Power Grids, Energy-Water Nexus, Energy-Transportation Nexus, Industrial Energy Management, and Integrated Smart City Infrastructures. He received his Sc. B. in 2000 and his Sc. M. 2002 in

mechanical engineering from MIT and his Ph.D. degree in Engineering from the U. of Cambridge (UK).