

# TEMPI: An Interposed MPI Library with a Canonical Representation of CUDA-aware Datatypes

Carl Pearson  
University of Illinois  
Urbana-Champaign  
Urbana, Illinois, USA  
pearson@illinois.edu

Kun Wu  
University of Illinois  
Urbana-Champaign  
Urbana, Illinois, USA  
kunwu2@illinois.edu

I-Hsin Chung  
IBM T. J. Watson Research  
Yorktown Heights, New York, USA  
ihchung@us.ibm.com

Jinjun Xiong  
IBM T. J. Watson Research  
Yorktown Heights, New York, USA  
jinjun@us.ibm.com

Wen-Mei Hwu  
Nvidia Research  
Urbana, Illinois, USA  
whwu@nvidia.com

## ABSTRACT

MPI Derived Datatypes are an abstraction that simplifies handling of non-contiguous data in MPI applications. These datatypes are recursively constructed at runtime from primitive Named Types defined in the MPI standard. More recently, the development and deployment of CUDA-aware MPI implementations has encouraged the transition of distributed high-performance MPI codes to use GPUs. Such implementations allow MPI functions to directly operate on GPU buffers, easing integration of GPU compute into MPI codes. Despite substantial attention to CUDA-aware MPI implementations, they continue to offer crippling poor GPU performance when manipulating derived datatypes on GPUs. This work presents a new MPI library, TEMPI, to address this issue. TEMPI first introduces a common datatype to represent equivalent MPI derived datatypes. TEMPI can be used as an interposed library on existing MPI deployments without system or application changes. Furthermore, this work presents a performance model of GPU derived datatype handling, demonstrating that previously preferred “one-shot” methods are not always fastest. Ultimately, the interposed-library model of this work demonstrates MPI\_Pack speedup of up to 720,400× and MPI\_Send speedup of up to 59,000× compared to the MPI implementation deployed on a leadership-class supercomputer. This yields speedup of more than 1000× in a 3D halo exchange at 192 ranks.

## CCS CONCEPTS

• **Software and its engineering** → **Software libraries and repositories**; **Message passing**; • **Computing methodologies** → **Massively parallel algorithms**; **Distributed algorithms**; • **Theory of computation** → **Massively parallel algorithms**.

Permission to make digital or hard copies of all or part of this work for personal or classroom use is granted without fee provided that copies are not made or distributed for profit or commercial advantage and that copies bear this notice and the full citation on the first page. Copyrights for components of this work owned by others than ACM must be honored. Abstracting with credit is permitted. To copy otherwise, or republish, to post on servers or to redistribute to lists, requires prior specific permission and/or a fee. Request permissions from [permissions@acm.org](mailto:permissions@acm.org).

arxiv, Dec 31, 2021.

© 2021 Association for Computing Machinery.

ACM ISBN 978-x-xxxx-xxxx-x/YY/MM...\$15.00

<https://doi.org/10.1145/nnnnnnnn.nnnnnnnn>

## KEYWORDS

MPI, CUDA, derived datatype

### ACM Reference Format:

Carl Pearson, Kun Wu, I-Hsin Chung, Jinjun Xiong, and Wen-Mei Hwu. 2021. TEMPI: An Interposed MPI Library with a Canonical Representation of CUDA-aware Datatypes. In *Proceedings of arxiv preprint (arxiv)*. ACM, New York, NY, USA, 12 pages. <https://doi.org/10.1145/nnnnnnnn.nnnnnnnn>

## 1 INTRODUCTION

MPI derived datatypes [15, p. 83] are a useful abstraction for describing the layout of non-contiguous data in memory. They allow MPI functions to operate on such data without intermediate handling by the user application, especially packing the data into a contiguous buffer before transfer. As GPUs have become a dominant high-performance computing accelerator, MPI implementations such as OpenMPI [5], MVAPICH [12], Spectrum MPI [8] and MPICH [6] have become “CUDA-aware”. In such implementations MPI can directly operate on CUDA device allocations to streamline application development and potentially accelerate inter-rank transfers of GPU-resident data.

Previous works have created specialized strategies for each datatype [14], contributed solutions to handling arbitrary datatypes on GPUs [9], integrated datatype handling with the communication layer [7, 17], and tackled the latency of GPU operations [4]. Despite broad GPU deployment in distributed computing and substantial work in datatype handling, high-performance handling of GPU datatypes remains a rare feature. MVAPICH-GDR features some fast handling of GPU datatypes, but requires [11] the unrelated Mellanox OpenFabrics Enterprise Distribution, which is tied to specific network hardware not present on all systems.

Therefore the challenge of deployment appears to be fundamental and unaddressed by efforts so far. Consequently, one contribution of this work is to demonstrate that an interposed library can transparently deliver large derived-datatype performance improvements without application modification. The Topology Experiments for MPI (TEMPI) library implements this work and has been tested with OpenMPI 4.0.5, MVAPICH 2.3.4, and Spectrum MPI 10.3.1.2. It transparently converts non-contiguous GPU-resident types to contiguous data before it is passed to the underlying MPI implementation. TEMPI is available at <https://github.com/cwpearson/tempi>.

This work also presents a new approach to handling strided MPI datatypes. Prior work (Section 7) recognizes that MPI datatypes can be generalized to a list of contiguous blocks defined by offsets and sizes. Further optimizations include specialization for types with certain kinds of regularity [14, 16] or handling arbitrary datatypes [3, 9]. This work draws a middle ground by observing that compositions of contiguous, vector, hvector, and subarray types are all special cases of an object suitable for compact representation. A translation phase converts the datatype into an in-memory representation, a translation phase generates a canonical simplified representation, and a parameterized kernel is selected to pack and unpack the data transparently. This affords wide coverage of structured non-contiguous data without performance fragility of specialized kernels or large metadata sizes for arbitrary datatype handling.

Thirdly, this work presents a performance model for understanding the impact of packing strategies. Prior work has largely focused on “one-shot” methods where non-contiguous GPU data is transferred directly into contiguous host memory through the CUDA “zero-copy” mechanism. This model shows that the one-shot method may not be preferable for non-contiguous data with large strides. The model is evaluated in the context of the OLCF Summit system. Prior work has also investigated deeper integration with MPI or data transfer performance details [3, 4, 7, 17]. TEMPI’s interposer design makes it compatible with all widely-deployed MPI implementations, but it cannot modify the underlying data-transfer primitives in this way. TEMPI’s interposer design means underlying transfer primitives cannot be modified, but compatibility with all widespread MPI deployments is retained.

TEMPI demonstrates a speedup of up to 720,400 $\times$  for MPI\_Pack and MPI\_Unpack, 59,000 $\times$  for MPI\_Send, and 20,000 $\times$  for a 3D stencil halo exchange on the OLCF Summit system, which does not natively support fast datatype operations on GPU.

This paper is organized in the following way: Section 2 introduces MPI derived datatypes, their composition, and the need for compact representation. Section 3 describes how TEMPI transforms datatypes and selects the kernel. Section 4 describes the library-interposer method that makes the derived type modifications available without application modification. Section 5 describes how datatype-accelerated MPI primitives can be created without system MPI support. Section 6 describes the microbenchmark and 3D stencil results. Section 8 describes future work for the library. Section 7 describes related work. Finally, Section 9 concludes.

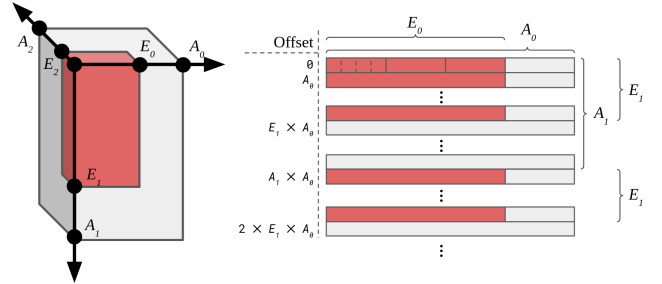
## 2 COMPOSITION AND REPRESENTATION OF DERIVED DATATYPES

Many MPI datatypes can be composed to describe multi-dimensional strided objects. This work considers the following subset due to their natural application to describing such objects.

- “predefined” or “named” [15, §3.2.2]: these are the base MPI datatypes (MPI\_BYTE, MPI\_FLOAT, etc) that correspond to various C or Fortran types.
- “contiguous” [15, §4.1.2]: these describe “replication of a datatype in contiguous locations.” MPI\_Type\_contiguous( $n$ , *oldtype*, *newtype*): *newtype* is  $n$  contiguous repetitions of *oldtype*. MPI

- “vector/hvector” [15, §4.1.2]: these describe “replication of a datatype into...equally spaced blocks.” MPI\_Type\_vector( $c$ ,  $l$ ,  $s$ , *oldtype*, *newtype*): *newtype* is a vector of  $c$  blocks, each block is  $l$  contiguous repetitions of *oldtype* and the beginning of each block is separated by  $s$  contiguous repetitions of *oldtype*. For hvector,  $s$  is given in bytes instead.
- “subarray” [15, §4.1.3]: these describe “ $n$ -dimensional subarray of an  $n$ -dimensional array.” MPI\_Type\_create\_subarray( $n$ , {*sizes*}, {*subsizes*}, {*offsets*} *order*, *oldtype*, *newtype*): *newtype* is an  $n$ -dimensional subarray of an *oldtype* array with extent *sizes*. The subarray is of extent *subsizes* at offset *offsets*. *order* controls C or FORTRAN ordering.

These types may be composed in many ways to describe the same non-contiguous bytes. For example, consider the 3D object in Fig. 1, which can be visualized as a three-dimensional sub-object of an enclosing three-dimensional object, where the sub-object shares an origin with the enclosing object and each element of the object is a single-precision floating-point number (an MPI\_FLOAT), consuming four bytes.



**Figure 1: A 3D object with extent  $E_0 \times E_1 \times E_2$  floats in an allocation  $A_0 \times A_1 \times A_2$  bytes, and the corresponding linearized memory layout.**

Each 1D row of the object ( $E_0 \times 4$  contiguous bytes) to be described in many ways; a non-exhaustive list follows (meanings of function parameters described in the bulleted list above):

- MPI\_Type\_contiguous( $E_0$ , MPI\_FLOAT, &row): “row” comprises a contiguous replication of  $E_0$  single-precision floating-point (4-byte) elements.
- MPI\_Type\_contiguous( $E_0 \times 4$ , MPI\_BYTE, &row): “row” is  $E_0 \times 4$  1-byte elements.
- MPI\_Type\_vector(1,  $E_0$ , 1, MPI\_FLOAT, &row)
- MPI\_Type\_vector( $E_0$ , 4, 4, MPI\_BYTE, &row):
- MPI\_Type\_create\_hvector( $E_0 \times 4$ , 1, 1, MPI\_BYTE, &row)
- MPI\_Type\_create\_subarray(1, { $A_0$ }, { $E_0$ }, {0}, MPI\_ORDER\_C, MPI\_FLOAT, &row)
- MPI\_Type\_create\_subarray(1, { $A_0 \times 4$ }, { $E_0 \times 4$ }, {0}, MPI\_ORDER\_C, MPI\_BYTE, &row)

These are equivalent for describing a single row, but are not entirely interchangeable since their extents vary. This distinction is relevant for certain compositions of these types (e.g., below), or when multiple types are manipulated at once.

A 2D plane ( $E_1$  rows, offset by  $A_0$  bytes between the beginning of each row) can be constructed directly from named types:

- `MPI_Type_vector( $E_1$ ,  $E_0$ ,  $A_0$ , MPI_FLOAT, &plane)`
- `MPI_Type_vector( $E_1$ ,  $E_0 \times 4$ ,  $A_0$ , MPI_BYTE, &plane)`
- `MPI_Type_create_subarray(2, { $A_0$ ,  $A_1$ }, { $E_0$ ,  $E_1$ }, {0, 0}, MPI_ORDER_C, MPI_FLOAT, &plane)`
- `MPI_Type_create_subarray(2, { $A_0 \times 4$ ,  $A_1$ }, { $E_0 \times 4$ ,  $E_1$ }, {0, 0}, MPI_ORDER_C, MPI_BYTE, &plane)`

alternatively, as an hvector of rows:

- `MPI_Type_create_hvector( $E_1$ , 1,  $A_0$ , row, &plane)`

or for the subarray row types:

- `MPI_Type_vector( $E_1$ , 1, 1, row, &plane)`
- `MPI_Type_create_subarray(1,  $A_1$ ,  $E_1$ , 0, MPI_ORDER_C, row, &plane)`

Similarly planes comprise a cuboid ( $E_2$  planes, offset by  $A_0 \times A_1$  bytes between the beginning of each plane). For example,

- `MPI_Type_create_hvector( $E_2$ , 1,  $A_0 \times A_1$ , plane, &cuboid)`
- `MPI_Type_create_subarray(2, { $A_0$ ,  $A_1$ ,  $A_2$ }, { $E_0$ ,  $E_1$ ,  $E_2$ }, {0, 0, 0}, MPI_ORDER_C, MPI_FLOAT, &cuboid)`
- `MPI_Type_create_subarray(2, { $A_0 \times 4$ ,  $A_1$ ,  $A_2$ }, { $E_0 \times 4$ ,  $E_1$ ,  $E_2$ }, {0, 0, 0}, MPI_ORDER_C, MPI_BYTE, &cuboid)`

At its most basic, a datatype can be considered to be a list of contiguous blocks, each defined by an offset and a size. Indeed, many prior works use such a representation in the general case [3, 7, 14, 16, 17], occasionally with additional optimization [9]. The weakness of this approach is that representing datatype may consume as much GPU memory as the datatype itself.

Consider such a type describing  $N$  non-contiguous blocks of  $M$  MPI\_FLOATs. To support objects dispersed across large address ranges, the block offset and size would be 8 bytes each, yielding at least  $16 \times N$  bytes to represent  $M \times N \times 4$  bytes of data. If  $M$  is relatively small (common for any higher-dimension object) the representation will consume similar memory to the data itself, limiting the space left for the application.

Many works adopt specialized kernels to handle certain common datatypes [14, 16, 17]. These naturally lend themselves to specific compact representations, e.g. an MPI vector of any size as only a block length, block count, and stride. Unfortunately, the combinatorial explosion of equivalent representations renders the strategy of specialized kernels infeasible in general; Section 6 shows MVAPICH exhibiting this problem.

This work recognizes that structured data in many MPI applications does not require a generic and costly representation. Compositions of strided datatypes can adequately cover many cases and are amenable to a common compact representation despite the variety of equivalent constructions. Such a representation uses a negligible amount of GPU memory for each datatype, and minimizes the maintenance burden as a small number of generic packing kernels can cover many datatypes. Section 3 describes how this is achieved.

### 3 MPI DERIVED DATATYPE HANDLING

TEMPI provides a transparent translation (Section 4) from non-contiguous to contiguous data between the application and the MPI implementation. A packing strategy is created for each datatype the application calls `MPI_Type_commit` on. When later operations use that datatype, TEMPI first packs the non-contiguous data into a contiguous buffer before passing it on to MPI (and unpacks the

data before returning it to the application). This necessarily places the packing and unpacking operations on the critical path. This section describes how the packing strategy is selected.

TEMPI uses a three-phase translation/transformation/kernel selection approach to convert distinct-but-equivalent MPI datatypes to a common format. The `MPI_Type_commit(datatype)` function delineates the boundary between when an application constructs a datatype and when that type may be used with the rest of the MPI functions. The MPI standard advises that “the system may compile at commit time an internal representation for the datatype ... and select the most convenient transfer mechanism.” [15, p. 110]. In line with that advice, TEMPI’s phases are implemented within the `MPI_Type_commit` function and cached for later use in MPI functions:

- (1) Translation to an internal representation (IR) (Section 3.1)
- (2) Transformation to a compact representation (Section 3.2)
- (3) Kernel selection and on-device representation (Section 3.3)

#### 3.1 Type Translation

The first phase of the datatype handling process is to convert the MPI derived datatype into a *Type*. Each *Type* represents a (possibly non-contiguous) set of bytes from a memory region. Each *Type* has a field *data* of *TypeData*, which represents information about the node and is also used to discriminate the kind of node. Each *Type* also tracks zero or more of its *Type* children. The root of the *Type* tree and its children describe the MPI datatype, the structure of the tree matches the pattern of the constructed MPI datatype. The IR currently includes two kinds of *TypeData*; *DenseData* for contiguous bytes, and *StreamData* for strided patterns of a single child *Type*. *DenseData* plays the same role as a named type in MPI: it represents a sequence of contiguous bytes and has no children.

- (1) *DenseData*
  - (a) integer *offset*, the number of bytes between the lower bound and the first byte of the *Type*
  - (b) integer *extent*, the number of contiguous bytes in the *Type*
- (2) *StreamData*, a strided sequence of elements of the child type
  - (a) integer *offset*, as *DenseData*
  - (b) integer *stride*, the number of bytes between elements
  - (c) integer *count*, the number of elements in the stream

This is done by converting each MPI datatype to a corresponding *DenseData* or *StreamData* node, and then recursively doing the same to its children before attaching them to the converted node. The recursive base case is when an MPI Named type is reached, which by definition have no children. Fig. 2 shows three different MPI C snippets to create the 3D object described in Fig. 1.

An MPI named type (`MPI_INT`, etc), is translated into a *DenseData* with the *extent* field equal to the extent of the named type, and offset 0. A named type is not a derived type, so it has no children.

An MPI contiguous type (`MPI_Type_contiguous`, etc), is a special case *StreamData* where the stride matches the size of the element. It is not *DenseData* as *oldtype* may not be dense. *Offset* is 0, *stride* equal to the extent of the *oldtype* argument, and *count* equal to the *count* argument.

An MPI vector (`MPI_Type_vector`) and hvector (`MPI_Type_create_hvector`) are translated into two nested *StreamData*, a “parent” and “child”. The parent represents the repeated blocks, and the child the repeated elements within each block. Both offsets are 0.

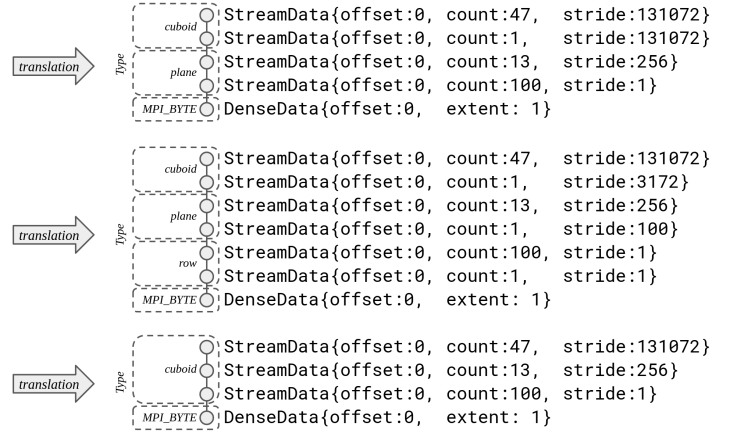
```

int array_of_sizes[2]{256, 512};
int array_of_subsizes[2]{100, 13};
int array_of_starts[2]{0, 0};
MPI_Type_create_subarray(
    2, array_of_sizes, array_of_subsizes,
    array_of_starts, MPI_ORDER_C, MPI_BYTE, &plane);
MPI_Type_vector(47, 1, 1, plane, &cuboid);

MPI_Type_vector(100, 1, 1, MPI_BYTE, &row);
MPI_Type_create_hvector(13, 1, 256, row, &plane);
MPI_Type_create_hvector(47, 1, 256 * 512, plane, &cuboid);

int array_of_sizes[3]{256, 512, 1024};
int array_of_subsizes[3]{100, 13, 47};
int array_of_starts[3]{0, 0, 0};
MPI_Type_create_subarray(
    3, array_of_sizes, array_of_subsizes,
    array_of_starts, MPI_ORDER_C, MPI_BYTE, &cuboid);

```



**Figure 2: Three different MPI C fragments to generate the 3D object from Fig. 1 with  $A_0 = 256$ ,  $A_1 = 512$ ,  $A_2 = 1024$ ,  $E_0 = 100$ ,  $E_1 = 13$ , and  $E_2 = 47$ . The right-hand side shows the corresponding Type IR after translation, with parent TypeData above child TypeData. Equivalent objects can be represented differently and require a later transformation pass.**

The child count is the vector blocklength, and the child stride is the extent of *oldtype*. The parent count is the vector count, and the parent stride is the child *stride* times the vector stride. For hvector the parent *stride* is given directly in the hvector *stride* argument and does not need to be computed.

An MPI subarray is a net of nested *StreamData* equivalent to the dimension of the subarray. MPI subarray arguments are provided inner-to-outer, which corresponds to a descendant-ancestor relationship in the Type tree. The count of dimension  $i$  is provided by the corresponding subarray *subsize*. The stride of dimension  $i$  is the product of the MPI extent of the subarray *oldtype* and the  $i - 1$  preceding subarray sizes. The offset of each dimension is given in terms of elements and is converted to bytes for the TypeData.

### 3.2 Type Transformation

The construction of the Type tree described in Section 3.1 yields trees of *StreamData* with a leaf node of *DenseData*. In order to provide fast handling of equivalent types, these various representations need to be canonicalized and optimized.

Two transformations are used to canonicalize the Type tree. *Dense Folding* collapses *DenseData* into a parent *StreamData*. *Stream Elision* removes a *StreamData* representing a stream of one element. The optimizations are applied repeatedly in turn, only terminating when neither optimization modifies the Type. Algorithm 1 shows the overall simplification process.

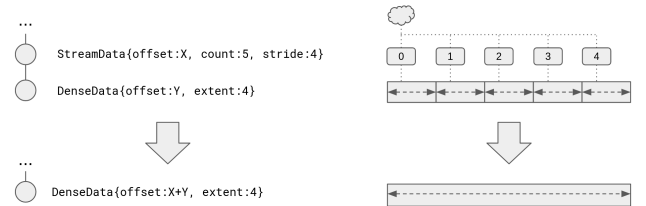
#### Algorithm 1: simplify

```

Function simplify(ty):
    simplified ← ty
    changed ← TRUE
    while changed do
        changed ← FALSE ∨ dense_folding(simplified)  ▷ in-place
        changed ← changed ∨ stream_elision(simplified)  ▷ in-place
    end
    return ty

```

**3.2.1 Dense Folding.** The first optimization is driven by the observation that stride of a *StreamData* may match the extent of a child *DenseData*. Such a configuration represents a stream of repeated contiguous dense elements. In that case, the *DenseData* extent can be “folded” up into the *StreamData*, and the pair can be represented as a single *DenseData* node. This scenario may arise when an MPI vector, subarray, or contiguous type is used to describe a contiguous region larger than any MPI named type.



**Figure 3: Example of Dense Folding. When the extent of a DenseData matches the stride of a parent StreamData, the parent/child combination can be replaced with a single larger DenseData.**

Algorithm 2 shows how the transformation is applied to a Type, and Fig. 3 shows an example. The transformation is applied to each Type node of the Type tree in a depth-first order. At each node, the transformation only applies if the node (*ty*) is a *StreamData* kind and the node’s child (*child*) is a *DenseData*. If the parent’s *stride* matches the child’s *extent*, the parent is replaced with a larger *DenseData* node that represents the entire contiguous stream. The child’s offset is increased to include any offset the parent had.

**3.2.2 Stream Elision.** Consider *ty*, a *StreamData* with a child *StreamData* whose count *count* is one. In such a case, *child* is a single element and can be elided. This construction arises in the case of an MPI vector with *blocklength* one, or a subarray dimension with *subsize* one.

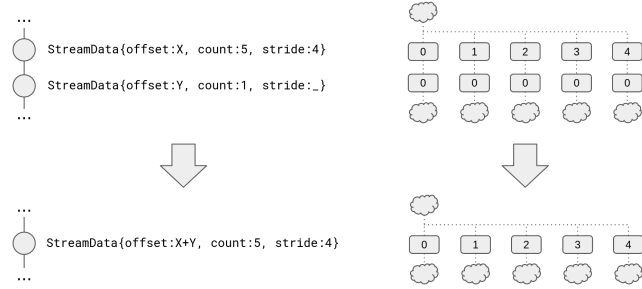


**Algorithm 2: dense\_folding from Alg. 1**

```

Function dense_folding(ty):
    changed ← FALSE
    for child of ty do
        | changed ∨ dense_folding(child)    ▷ fold from bottom up
    end
    if ty.data is not StreamData then
        | return changed
    end
    Type child = ty.children[0]
    if child.data is not DenseData then
        | return changed
    end
    StreamData cData ← child.data
    StreamData pData ← ty.data
    if cData.extent == pData.stride then
        changed ← TRUE
        cData.off ← cData.off + pData.off
        cData.extent ← pData.count × pData.stride
        ty ← child    ▷ replace ty with child
    end
    return changed
    
```

Algorithm 3 shows how the transformation is applied to a *Type*, and Fig. 4 shows an example. Like with dense folding, stream elision is applied separately to each *Type* node in a depth-first order. After that, if both the type *ty* and its child *child* are *StreamData*, then if the child has count of 1, the child is replaced with its own children.



**Figure 4: Example of stream elision. When a child *StreamData* has only a single element, it can be removed from the *Type* tree.**

### 3.3 Kernel Selection

Once the type is canonicalized, it is converted into a *StridedBlock* structure. The *StridedBlock* structure is semantically similar to an MPI subarray and is used only to select the kernel implementation.

- *StridedBlock*
  - integer *start*: byte offset between the lower bound and the first element
  - integer[] *counts*: number of elements in the dimension
  - integer[] *strides*: bytes between the start of each element in the dimension

The first byte is *start* bytes from some arbitrary starting point. Each dimension describes *count* repetitions of the previous dimension, separated by *stride* bytes.

**Algorithm 3: stream\_elision from Alg. 1**

```

Function stream_elision(ty):
    changed ← FALSE
    for child of ty do
        | changed ← changed ∨ stream_elision(child)    ▷ bottom up
    end
    if ty.data is not StreamData then
        | return changed
    end
    Type child = ty.child
    if child.data is not StreamData then
        | return changed
    end
    StreamData cData ← child.data
    if 1 == cData.count then
        changed ← TRUE
        ty.child ← child.children    ▷ delete child
    end
    return changed
    
```

Algorithm 4 describes the conversion from *Type* to *StridedBlock*. This is only possible if the bottom is a *DenseData* and every other object is a *StreamData*. The process in Section 3.2 will apply the conversion if it is possible. The *DenseData* describes the first dimension, which will have stride 1 and count equal to the extent of the *DenseData*. Each higher dimension directly corresponds to the *StreamData*. The offset of each dimension is accumulated into the single offset of the *StridedBlock*.

**Algorithm 4: conversion of *Type* to *StridedBlock***

```

Function strided_block(ty):
    datas ← []
    cur ← ty    ▷ Add all TypeData to an array
    while true do
        datas.append(cur)
        if cur.child == {} then
            | break    ▷ no children left
        else
            | cur ← cur.child
        end
    end
    StridedBlock sb    ▷ to be returned
    for i = 0 to datas.size() do
        if i == 0 then
            if data is DenseData then
                sb.off ← data.off
                sb.counts.append(data.extent)
                sb.strides.append(1)    ▷ DenseData stride is 1
            else
                | return NULL    ▷ Not strided
            end
        else
            if data is StreamData then
                sb.off ← sb.off + data.off
                sb.counts.append(data.count)
                sb.strides.append(data.stride)
            else
                | return NULL    ▷ Not strided
            end
        end
    end
    return sb
    
```

Once the *Type* is converted into a *StridedBlock*, the next task is to choose a method for fast packing and unpacking on the GPU. If

the StridedBlock is 1D (contiguous), we issue a single `cudaMemcpyAsync` to move the data into the destination buffer, followed by a `cudaStreamSynchronize`. This is similar to the implementation in MVAPICH, OpenMPI, and Spectrum MPI. If the StridedBlock is 2D we select a kernel that maps the X-dimension of the thread index into the `count[0]` and the Y-dimension to `count[1]`. If the StridedBlock is 3D, we map the X dimension to the `count[0]`, Y dimension to the `count[1]`, and Z dimension to the `count[2]`. Higher dimensional objects can follow the same general pattern, with additional outer loops for each dimension.

Each kernel is specialized to a word size  $W$ , which is the largest GPU-native type that is both aligned to the object and is a factor of `count[0]`. The x-dimension collaboratively loads `count[0]` contiguous bytes that make up each block using elements of size  $W$ .

In addition to a datatype, Pack and Unpack accept an *incount/outcount* parameter, which specify how many of the datatype are present in the input buffer. This could be viewed as an additional nested stride on the type, except that it is not known until the Pack/Unpack call and therefore is not included in the type optimization. Therefore, the kernels all handle this value dynamically.

Each kernel dimension is filled from X to Z by the largest power of two that encompasses the structure described above, ultimately limited by a block limit of 1024 threads. The grid is sized to cover the entire input object once the block size is chosen.

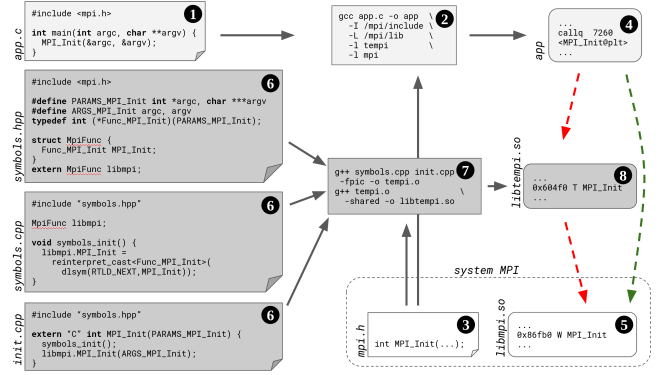
By the end of this whole process, each MPI datatype is mapped to one of two kernel implementations parameterized by  $W$ . No object metadata is stored on the GPU - the kernel parameters are scalar values from the StridedBlock object.

## 4 LIBRARY ARCHITECTURE

The Topology Experiments for MPI library is designed to make MPI modifications available to research and production code without relying on updates to the system MPI implementation. For reference, Fig. 5 shows a compiled MPI application (①-③) and the TEMPI interposer (⑥-⑧). The application source (①) includes the system MPI headers (④) and is compiled (②) to produce a binary (③). At run time, the operating system will resolve the symbols in the application binary according to the order of linked libraries, and `MPI_Init` is found in the system MPI implementation (⑤).

TEMPI provides new MPI functionality for unmodified applications by exporting a partial implementation for the MPI interface. For example, `init.cpp` (⑥) implements the `MPI_Init` function. The TEMPI source includes the system MPI header, and must be compiled (⑦) with the same MPI as the target application so that the ABI matches. If the original application can be recompiled, the TEMPI library (⑧) may be inserted into the link order before the system MPI library (②). If not, the TEMPI library can be injected using LD\_PRELOAD or similar mechanism (not shown).

Either way, the operating system will search for the `MPI_Init` symbol in the TEMPI library. As it is found there, that function will be called instead of the system MPI. Internally, TEMPI may ultimately call some system MPI function after introducing its own functionality. This is achieved through the `dlsym` function. Any parts of the MPI interface that TEMPI does not cover will fall back to the system MPI library automatically.



**Figure 5:** The application source file (①) includes the MPI header file provided by the system (④). It is compiled (②) and linked with the system MPI implementation. When the binary (③) is executed, symbols are resolved and the MPI code from the system MPI library is executed. The TEMPI source files (⑥) are compiled (⑦) into a dynamic library (⑧) using the system MPI header. The application is compiled as normal except for TEMPI being inserted into the link order (④), or an unmodified application can be used with the LD\_PRELOAD mechanism. When the application is executed, any symbols defined by the TEMPI library will be resolved there (⑧), allowing the TEMPI code to be executed. Any others will be resolved in the system implementation.

## 5 MODELING MPI PRIMITIVES WITH DATATYPE ACCELERATION

The interposer design requires that interprocess communication is handled by the underlying system MPI. Therefore, integration of datatype handling with underlying communication is restricted to packing and unpacking non-contiguous data into contiguous buffers, upon which system MPI primitives are invoked.

In the “device” packing method ( $T_{device}$ , Eq. 1), the strided object is packed from the original GPU buffer into an intermediate GPU buffer ( $T_{gpu-pack}$ ), then transferred to an intermediate buffer on the destination GPU with CUDA-aware MPI Send ( $T_{gpu-gpu}$ ), then unpacked into the strided destination object ( $T_{gpu-unpack}$ ).

$$T_{device} = T_{gpu-pack} + T_{gpu-gpu} + T_{gpu-unpack} \quad (1)$$

In the “one-shot” packing method ( $T_{oneshot}$ , Eq. 2), the strided object was packed from the original GPU buffer into intermediate mapped CPU buffer ( $T_{host-pack}$ ), transferred to an intermediate mapped buffer at the destination ( $T_{cpu-cpu}$ ), then unpacked directly into GPU memory ( $T_{host-unpack}$ ).

$$T_{oneshot} = T_{host-pack} + T_{cpu-cpu} + T_{host-unpack} \quad (2)$$

Finally, in the “staged” method ( $T_{staged}$ , Eq. 3) matches the device method, except the intermediate GPU buffer is transferred to a pinned buffer on the host ( $T_{h2d}$ ), where it is transferred to the destination rank’s CPU before being copied to the destination GPU ( $T_{h2d}$ ). This method would only be faster than the device method if  $T_{cpu-cpu} + T_{h2d} + T_{d2h} < T_{gpu-gpu}$ .

$$T_{\text{staged}} = T_{\text{gpu-pack}} + T_{\text{d2h}} + T_{\text{cpu-cpu}} + T_{\text{h2d}} + T_{\text{gpu-unpack}} \quad (3)$$

Wang et al. [16] introduces the one-shot and staged methods (using `cudaMemcpy2DAsync` instead of GPU kernels). They find that the staged method is preferable to one-shot. On the contrary the other works described in Section 7 prefer the one-shot method with various GPU kernels.

Modeling the performance of each term would be a challenge in its own right. Inter-node message latency ( $T_{\text{cpu-cpu}}$ ) is commonly modeled as a latency term plus a bandwidth term [1], possibly refined into short, eager, and rendezvous protocols. Inter-node GPU message latency ( $T_{\text{gpu-gpu}}$ ) further complicates the model with GPU-CPU bandwidth, GPU control latency, direct communication between GPU and NIC (Nvidia’s “GPUDirect”), and pipelining of large messages [2]. When datatypes are involved, there is additional complexity regarding efficiency of non-contiguous memory accesses served through device memory ( $T_{\text{gpu-pack}}$ ) or over the CPU-GPU interconnect ( $T_{\text{cpu-pack}}$ ). The interposer design places TEMPI at the mercy of the performance characteristics of the underlying system, so this work sidesteps these concerns by measuring the relevant performance directly (Sections 6.2 and 6.3).

## 6 RESULTS

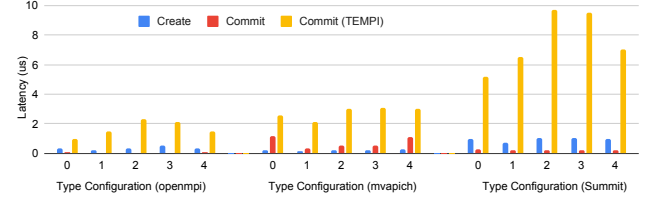
The experiments are carried out on three MPI implementations spanning two hardware platforms summarized in Table 1. All multi-node performance is evaluated using Spectrum MPI on OLCF Summit. For non-communication operations, performance is also evaluated on the single-node *openmpi* and *mvapich* platforms. The *mvapich* platform does not use MVAPICH-GDR, which integrates some prior work by Chu et al. [3, 4], but requires [11] Mellanox networking hardware and drivers despite their irrelevance to datatype handling.

**Table 1: Experimental Platform Summaries**

Name	OLCF Summit	openmpi	mvapich
<b>MPI</b>	Spectrum MPI 10.3.1.2	OpenMPI 4.0.5	MVAPICH 2.3.4
<b>CPU</b>	IBM POWER 9	AMD Ryzen 7 3700x	
<b>GPU</b>	Nvidia V100	Nvidia GTX 1070	
<b>nvcc</b>	11.0.221	11.1.105	
<b>gcc</b>	9.3.0	10.2	
<b>GPU Driver</b>	418.116.00	455.32.00	

### 6.1 MPI\_Type\_commit

The type transformation and kernel selection process is executed when the application calls `MPI_Type_commit`. Fig. 6 shows the run-time impact of creating MPI derived types, broken down into two phases. Creation refers to using the `MPI_Type*` and `MPI_Type_create*` functions to assemble the type description. Commit refers to calling `MPI_Type_commit` on that description. TEMPI does the same operations in each instance; however, it relies on the performance of the `MPI_Type_get_envelope`, `MPI_Type_get_extnt`, `MPI_Type_size`, and `MPI_Type_get_contents` functions. The different implementations will have different performance for those routines, and therefore the “commit” component takes variable amounts



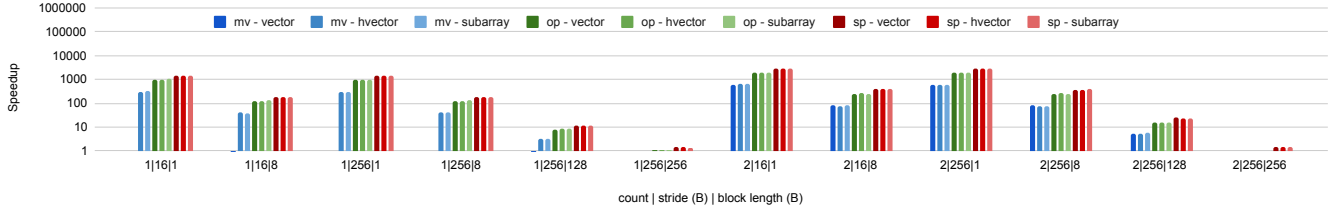
**Figure 6: Time for MPI derived datatype creation and commit time for equivalent 3D objects described with subarray (1), hvector of vector (2), hvector of hvector of vector (2,3), and subarray of vector (4). The “create” component uses `MPI_Type*` and `MPI_Type_create*` family of MPI APIs to describe the type. The “commit” component is how much time is consumed in `MPI_Type_commit`. The trimean of 30000 executions of each phase is reported. Create time is unchanged (TEMPI does nothing) and is reported for comparison. In `MPI_Type_commit`, TEMPI does the same operations regardless of the MPI implementation, but performance varies due to performance of the calls that provide information about MPI types. TEMPI slows commit time substantially, but it still has a negligible impact on application run time.**

of time. Within a particular implementation, different type configurations have different commit times as a different sequence of optimizations is run to arrive at the canonical form. Overall, the transformation and kernel selection process slows down the create+commit process by 2.1× to 5.5× vs. mvapich, 3.5× to 6.8× vs. openmpi, and 4.2× to 11.6× vs. Summit. This slowdown is a one-time cost during program startup and is small in magnitude.

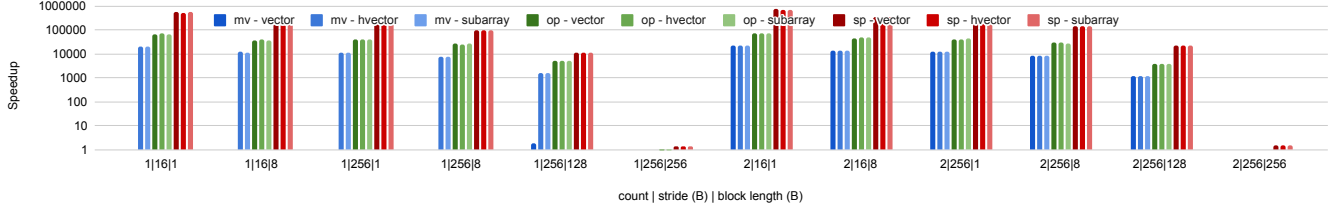
### 6.2 MPI\_Pack and MPI\_Unpack

Once a type has been committed, it can be used in a communication routine. The simplest examination of such a routine is `MPI_Pack`, where a buffer is “sent” into another buffer in the same process. When GPU buffers are passed to the `inbuf` and `outbuf` parameters of `MPI_Pack/Unpack`, TEMPI uses the selected GPU kernel to complete the packing.

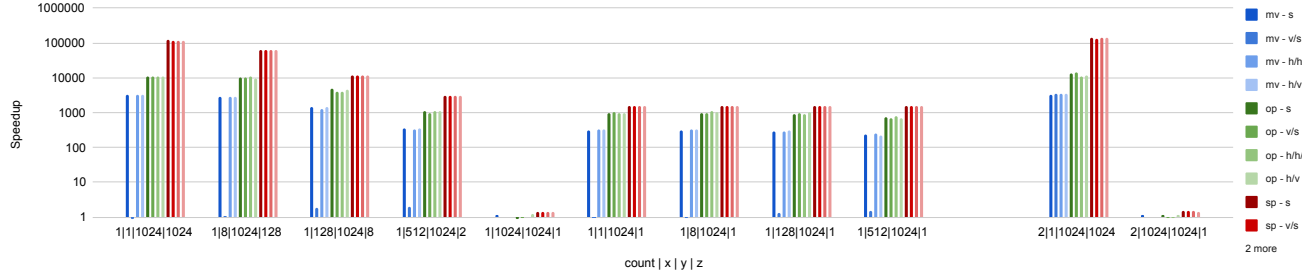
Fig. 7 shows the pack bandwidth achieved for various objects. Overall, across all experiments, speedup varies from 0.9× to 720,400. Spectrum MPI 10.3.1.2, MVAPICH 2.3.4 and OpenMPI 4.0.5 all support a baseline derived datatype handling approach where each contiguous portion of the derived datatype are copied into a contiguous buffer through `cudaMemcpyAsync` (or similar function). These baselines are compared against the combined type optimization and kernel selection method described here, and implemented in the TEMPI library. For vector types, MVAPICH can achieve a small speedup due to specialized kernel implementations combined with removal of the TEMPI overhead. However, for the same object represented as an hvector or subarray, mvapich falls back to the baseline implementation. Generally TEMPI performs best when the contiguous regions are smaller or the total data is larger. In the first case, more memory copies are consolidated into a single kernel, and in the second case, the GPU resources in the kernel are better utilized.



(a) TEMPI speedup for equivalent 1 KiB 2D objects represented through a vector, hvector, and subarray. Speedup over MVAPICH is  $\approx 1$  for single vectors due to specialized kernels in MVAPICH. All implementations achieve similar results for contiguous data, with speedups  $< 1.5\times$ . Overall, speedup ranges from  $0.9\times$  in contiguous blocks to  $2850\times$  for multiple objects of small blocks with large strides.



(b) TEMPI speedup for equivalent 1 MiB 2D objects represented through a vector, hvector, and subarray. Speedup on mvapich is  $\approx 1$  for single vectors due to specialized kernels in MVAPICH. All implementations achieve similar results for contiguous data, with speedups  $< 1.5\times$ . Overall, speedup ranges from  $0.98\times$  in contiguous blocks to  $720,400\times$  for multiple objects of small blocks with large strides.



(c) Each object is equivalently represented in a variety of ways.  $x, y, z$  represent the size of a  $1024^3$ -byte allocation that is packed. Speedup on mvapich is  $\approx 1$  for single vector of subarray due to specialized handling in MVAPICH. Overall, speedup ranges from  $0.89\times$  for contiguous types to  $140,000\times$  objects with small  $x$  dimensions.

**Figure 7: TEMPI MPI\_Pack speedup for objects on mvapich (mv), openmpi (op), and Summit (sp).** TEMPI’s speedup varies from  $0.89$  to  $720,400$ . MVAPICH contiguous results ( $1|256|256$ ,  $2|256|256$ ,  $1|1024|1024|1$  and  $2|1024|1024|1$ ) are omitted due to a bug that impacts its correctness.

MVAPICH also shows the fragility of specializing to particular types. Fig. 7a shows MVAPICH’s good performance for single vectors, but not other equivalent constructions. Furthermore, MVAPICH switches to the copy-per-block baseline when multiple objects are packed at once. Fig. 7c shows a similar result where MVAPICH handles a datatype which is a vector of subarray hundreds to thousands of times faster than an equivalent bare subarray. If those two constructions describe the same object, they should exhibit the same performance.

MVAPICH’s contiguous data transfer performance is omitted in this comparison, as MVAPICH 2.3.4 has a semantic bug for support for continuous datatypes. It uses cudaMemcpy for a device-to-device copy into a contiguous GPU buffer. cudaMemcpy is not synchronous with the host in that scenario. Therefore, MPI\_Pack may return before the input buffer is transferred to the output

buffer, allowing the input buffer to be modified while the MPI\_Pack is still executing.

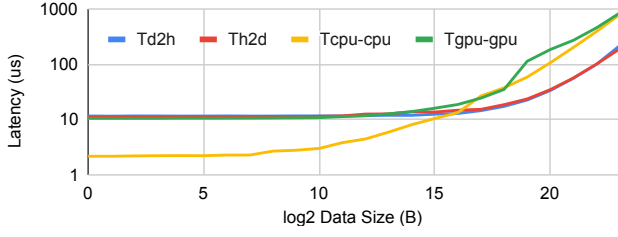
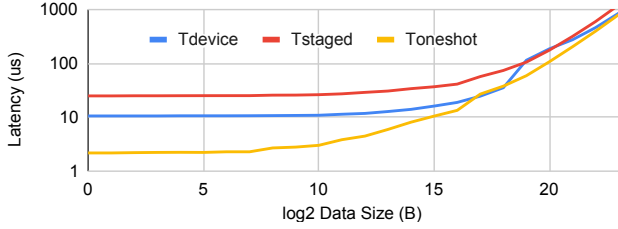
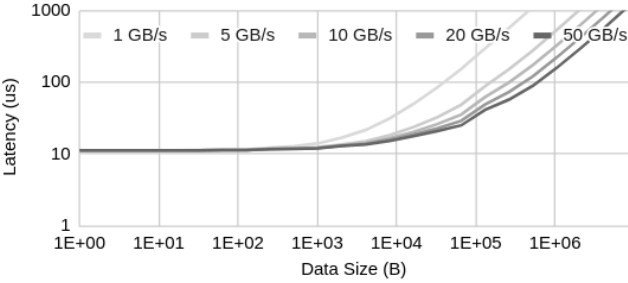
### 6.3 MPI\_Send

MPI allows datatypes to be directly used with MPI\_Send and other communication routines. Section 5 introduced three ways of building MPI communication primitives with fast datatype support when the system MPI does not have it. This model identifies when the one-shot or the staged methods are preferable. All experiments are limited to the Summit platform, the only evaluation platform with multiple GPUs and multiple nodes.

The performance model is analyzed with measured data of various primitives.

- $T_{cpu-cpu}$ : MPI\_Send/MPI\_Recv on CPU buffer
- $T_{gpu-gpu}$ : MPI\_Send/MPI\_Recv on GPU buffer



(a) Measurements of  $T_{d2h}$ ,  $T_{h2d}$ ,  $T_{cpu-cpu}$ , and  $T_{gpu-gpu}$  on Summit.(b) Models of  $T_{device}$ ,  $T_{oneshot}$ , and  $T_{staged}$ , excluding pack time, using the values in (a).(c) Model of  $T_{oneshot}$  using the values in (a) for various pack/unpack bandwidths.**Figure 8: Raw measurements and resulting performance models for various data transfer methods on OLCF Summit.**

- $T_{d2h}$ : `cudaMemcpyAsync` from device (GPU) to host (CPU) and `cudaStreamSynchronize`
- $T_{h2d}$ : `cudaMemcpyAsync` from host to device and `cudaStreamSynchronize`

The MPI operations are measured through a ping-pong between two ranks, and the reported time is half of the total ping-pong time. The two ranks are on separate nodes. The CUDA operations are recorded using wall-time around the first and last calls, which reflect when control leaves and returns to the application.

Fig. 8a shows the results of the four operations for various data sizes. CUDA-aware MPI transfers show a latency floor of about  $\approx 11 \mu s$ . This almost exactly equals the floor for CUDA device-to-host and host-to-device transfers, suggesting that the same overhead dominates both operations. For the CUDA operations, the latency is from the overhead of both `cudaMemcpyAsync()` and `cudaStreamSynchronize()`. The equivalent CPU-CPU MPI transfer has a minimum latency of  $2.2 \mu s$ .

Fig. 8b shows the measurements in Eqs. 1, 2, 3 while holding  $T_{gpu-gpu}$  and  $T_{cpu-cpu}$  to zero. Therefore,  $T_{oneshot} = T_{cpu-cpu}$ , and

$T_{device} = T_{gpu-gpu}$ . These results show that while there is a small region where  $T_{cpu-cpu} < T_{gpu-gpu}$ , that difference is not enough to make the staged method competitive, and it will be disregarded in further discussion. The largest gap is  $80 \mu s$  at 1 MiB, which is consumed by the D2H and H2D transfer time at that size.

Fig. 8c shows  $T_{oneshot}$ , with various hypothetical pack/unpack bandwidths. It also includes a measured kernel launch time of  $4.5 \mu s$ . It is clear that the latency of the one-shot method depends heavily on the pack/unpack performance. The same is true for the device method.

In contrast with the hypothetical values from Fig. 8c, Fig. 9 shows the actual performance of pack and unpack operations for “oneshot” ( $T_{cpu-pack}/T_{cpu-unpack}$ ) and “device” ( $T_{gpu-pack}/T_{gpu-unpack}$ ). The recorded time includes all of the operations described in Section 3.3, i.e., dispatching a specialized kernel based on that word size, selecting appropriate grid dimensions, executing the kernel, and synchronizing after execution.

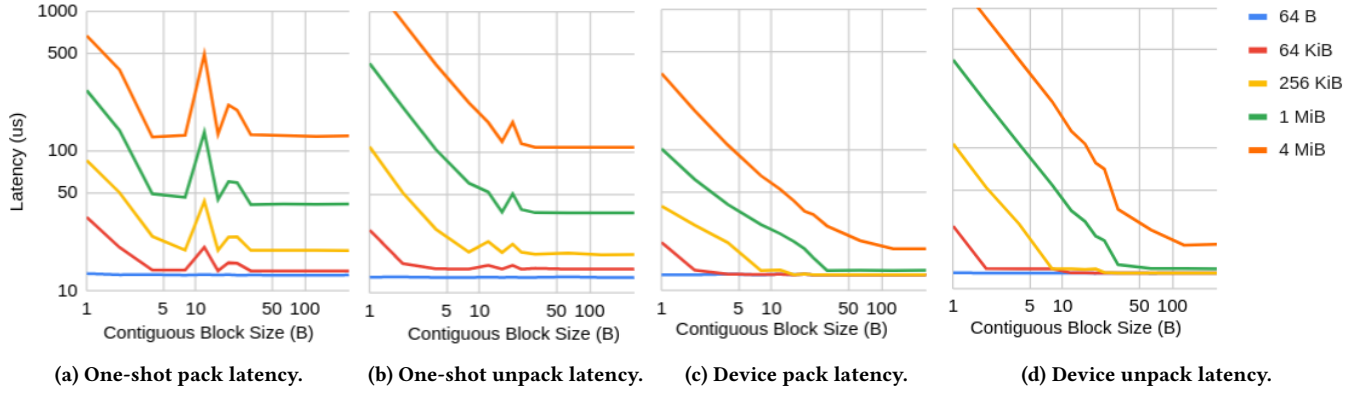
Fig. 9a (9b) shows the time for GPU (un)packing from (to) device memory to (from) mapped host memory. Fig. 9c (9d) shows the time for GPU (un)packing from (to) device memory to (from) mapped host memory.

The performance depends on both the object size and the size of the contiguous blocks in the object. Generally, larger objects are faster as GPU resources are better utilized. Larger blocks also tend to be faster as more memory accesses are contiguous. For the in-device pack this effect disappears once the block is 32 B as all measured transfers larger than that fully utilize a memory transaction. For one-shot, the effect disappears at 128 B for similar reasons. The unpack operation tends to be slower than the pack operation, as unpack involves uncoalesced writes and coalesced reads instead of coalesced writes and uncoalesced reads. Irregular performance for 12 B, 20 B, and 24 B measurements in the one-shot execution.

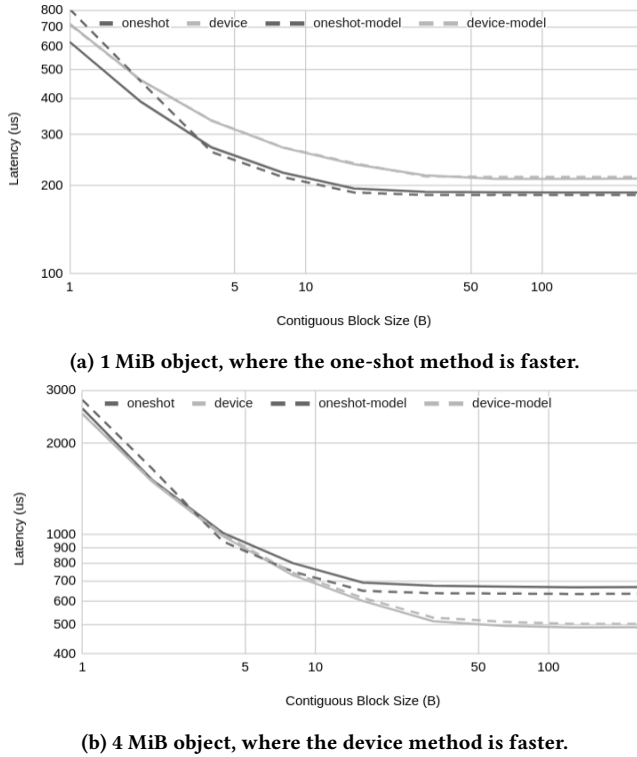
Therefore, whether  $T_{oneshot}$  or  $T_{device}$  is faster depends on both the object size and the contiguous block size. The one-shot packing method is faster when objects are smaller (affording less time to hide the overhead of the CUDA-aware MPI) and more contiguous (where the interconnect is used best), and the device packing method is faster when objects are larger and less contiguous. In the device method, wasting the higher on-device bandwidth during packing is less costly, and in exchange interconnect utilization is high during the CPU-GPU transfer. Fig. 10 compares the modeled and measured performance for 1 MiB and 4 MiB objects across a variety of contiguous data sizes. The “oneshot” model departs the measured performance for very small block sizes, but otherwise, the models provide a faithful prediction of the measured performance.

Finally, Fig. 11 shows the application-visible performance of the two methods `MPI_Send/MPI_Recv` compared to the baseline. A ping-pong of `MPI_Send/MPI_Recv` between a pair of ranks on different nodes is measured 1000 times. The results presented are half of the trimean of those samples, to measure a single send/recv pair.

The latency floor is around  $30 \mu s$ , of which  $26 \mu s$  can be directly attributed to the pack/unpack kernels on the sending and receiving side. The rest of time is consumed by looking up the cached datatype handler and checking to see if the user-provided buffers are GPU-resident. Speedup varies from  $1.07\times$  for large contiguous regions to



**Figure 9: Pack/unpack performance using the “oneshot” and “device” strategies for objects from 64 B to 4 MiB. For smaller contiguous regions, performance is reduced due to low memory or interconnect efficiency for non-coalesced accesses. For larger objects, performance increases as GPU resources are better utilized. The maximum achieved one-shot pack throughput is 32.5 GB/s (39 GB/s for unpack). For device, it is 212 GB/s (202 GB/s for unpack).**



**Figure 10: Measured and modeled MPI\_Send performance for the “oneshot” and “device” packing strategies.**

59000× for large objects with small blocks. Most of the performance improvement comes from the pack/unpack kernels, with the rest from the choice of device or one-shot packing.

This is substantially less than the raw MPI\_Pack and MPI\_Unpack times (Section 6.2), as the contiguous transfer time (Fig. 8a)

also contributes significantly to the overall time and is not accelerated by TEMPI.

#### 6.4 Case Study: 3D Stencil

The enormous datatype handling performance has a commensurate impact on application performance. Here we consider a 3D stencil code, where the total stencil region is a cube of  $512^3 \times P$  gridpoints and  $P$  is the number of ranks. Each gridpoint is a single four-byte value, and the stencil radius is 2. Each halo region is defined in a separate MPI derived datatype and packed into the single buffer using MPI\_Pack. Halo exchange is implemented as an MPI\_Alltoallv on that single buffer. Then, the receive buffer is unpacked. The stencil kernel is a standard 26 point, yielding 26 neighbors for each rank with periodic domain boundaries. This means each rank engages in 26 MPI\_Pack and 26 MPI\_Unpack operations on a variety of different 3D strided datatypes. Reported times are the maximum time consumed for each phase across all ranks.

Fig. 12 shows TEMPI’s halo exchange latency on Summit, broken down into pack, MPI\_Alltoallv, and unpack, as well as the overall halo exchange speedup. The different pack and unpack latencies reflects their different kernel performance (Section 6.2). The speedup is smallest for larger number of ranks, as the communication takes up a relatively larger amount of the total iteration time compared to the pack and unpack operations. Speedup at 192 ranks is 1050×.

## 7 RELATED WORK

TEMPI distinguishes itself from prior work in three ways. First, TEMPI can be used today without waiting for MPI implementers or HPC system administrators. Second, while prior work uses GPU kernels to accelerate datatype operations, TEMPI is the first work that shows transformations on structured datatypes for canonicalization (as opposed to handling specific cases, or reducing everything to a list of offsets and lengths). This provides wide datatype coverage, tiny GPU memory consumption for metadata, and fast generic

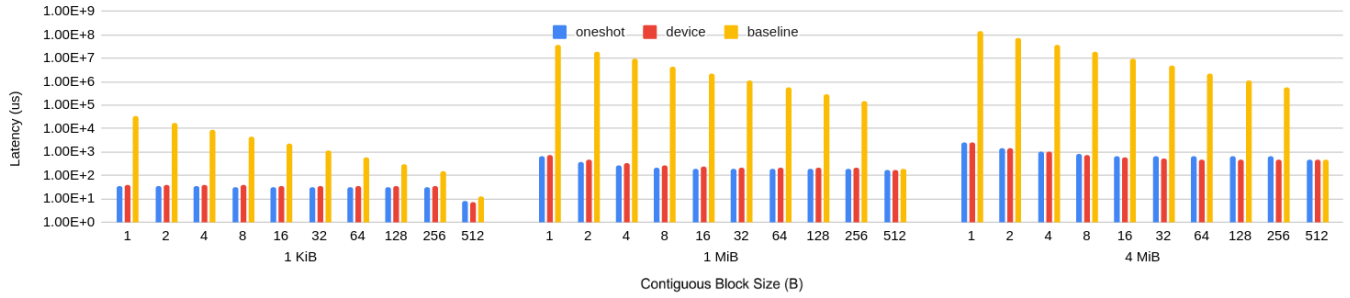
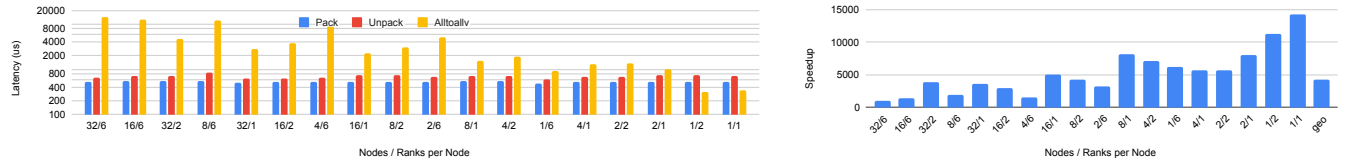


Figure 11: Time for an MPI\_Send/MPI\_Recv pair for 1KiB, 1MiB, and 4MiB 2D objects with contiguous blocks of various sizes.



(a) Performance of phases of halo exchange. Alltoallv time is higher for more ranks and more nodes. Pack/Unpack time is constant, as the amount of data moved per rank is unchanged.

(b) Speedup of entire halo exchange. Speedup is lower for larger number of ranks as datatype handling is a smaller portion of the total time.

Figure 12: Performance of 3D stencil halo exchange operation using TEMPI vs. SpectrumMPI 10.3.1.2.

kernels. Third, prior work examines how to integrate data type handling into MPI more deeply. As TEMPI uses a library-interposer interface on top of MPI, it is not able to make those low-level changes. Despite that, enormous performance improvement is possible.

The MPITypes library [13] is one of the first attempts to generalize datatype handling outside of MPI. It provides several functions for flattening and copying datatypes, and a framework for extending those operations. TEMPI tries to maintain the structured information of types so the MPITypes operations are not directly applicable.

Wang et al. [16] describes an early approach in MVAPICH2. Several options are considered, ultimately selecting a pipelined version of the “staged” method that uses `cudaMemcpy2D` instead of a kernel. Since MVAPICH 1.8a2, MVAPICH had accelerated support for vector and hindexed types, and has used kernels to accelerate some operations since MVAPICH2.2 [10], which is still the case as of 2.3.4. Different kernels for different named datatypes exist, but no optimizations are present for nested datatypes, or operations on more than one datatype.

Jenkins et al. [9] provide fast handling of arbitrary MPI datatypes on the GPU. Nested types are represented by a tree structure that must be traversed by each GPU thread using division, modulo, and binary search operations. They restrict inter-node communication to the one-shot method, which this work finds is not always preferable.

Shi et al. [14] also explicitly breaks the problem into transformation and kernel selection phase. Hand defines specific kernels for handling vector, hvector, subarray, and indexed block types. For other datatypes, it transforms a variety of datatypes into a blocklist, for which it has a specific kernel implementation. Instead, TEMPI

recognizes that nested, strided types reduce to (essentially) a subarray, and explicitly designs a transformation and optimal packing kernel to cover all of those scenarios.

Wei et al. [17] describe a fork of OpenMPI that integrates derived datatype handling both on the GPU itself as well as communication between nodes. The datatype is ultimately represented as a list of blocks, and blocks are partitioned among separate kernels with pipelined communication. It also identifies that full GPU resources for handling non-contiguous data are not needed to saturate the communication links. This fork has remained unmerged and not publicly available.

Chu et al. [3] recognize that one of the challenges of all prior work is the latency of kernel launches. Like prior work, it also represents the datatypes as a list of displacements and lengths. Similar to this work, it defines extraction, conversion, and caching steps, and uses one-shot packing and unpacking. Unlike TEMPI, they do not recognize when the one-shot packing to the host is slower to inefficiency of packing and unpacking over the interconnect. Chu et al. [4] identify that a major cost of transfer is the launch of the packing kernels. They develop an engine that is able to merge various packing requests into a single kernel launch. TEMPI addresses the packing kernel launch cost by issuing a single kernel for multiple copies of the same MPI datatype, but cannot fuse further than that. These two works appear to have been integrated into MVAPICH2-GDR. MVAPICH does not include handling for generic datatypes, but does have more primitive handling of specific datatypes.

Hashmi et al. [7] describe a zero-copy-based data movement system for MPI datatypes. They include kernels where a warp is responsible for a contiguous block in a block list. They also describe

a variety of integrations with the underlying communication library, which TEMPI is unable to address due to its interposer model.

## 8 FUTURE WORK

The interposer library model hinders tighter integration with MPI primitives. For example, pipelining the pack operation through a sequence of kernel calls and messages. Consequently, the performance model does not address such a scenario.

The proposed type analysis infrastructure cannot handle MPI indexed types. It may be the case that applications sometimes use indexed types to describe strided types, in which case an analysis at MPI\_Type\_commit time could traverse the indexed type and recover the strided nature. MPI struct provides an additional challenge, as it can package multiple child datatypes together. For these types, it may ultimately be better to support a more general strategy demonstrated in previous work.

Current approaches favor kernels for data handling over using the DMA engine, e.g. cudaMemcpy2D. These functions have more restrictions on data alignment, but may be useful when they apply. They do not occupy GPU SM resources, and therefore would have a smaller impact on application performance.

While the techniques in this paper are demonstrated in the context of the TEMPI interposer library for maximum compatibility, they can be introduced into any existing MPI implementation. TEMPI is open-source and provided under the permissive Boost software license.

## 9 CONCLUSION

Despite years of deployment of CUDA-aware MPI systems alongside research contributions for GPU datatype handling, MPI derived datatype handling is not generally available. This work presents a library-interposer approach for deploying new code into an existing MPI implementation without modifying an application. That approach is used to integrate novel GPU derived datatype handling into OpenMPI, MVAPICH, and Spectrum MPI. This approach transforms datatypes describing common objects into a compact canonical form, backed by generic processing kernels. The work is evaluated by injecting the new datatype handling code into a deployed MPI implementation on a leadership-class supercomputer. MPI\_Pack performance on datatypes was sped up by up to 720,400×, MPI\_Send up to 59,000× and a 3D stencil halo exchange up to 1000× at 192 ranks.

## ACKNOWLEDGMENTS

This work is supported by IBM-ILLINOIS Center for Cognitive Computing Systems Research (C3SR) - a research collaboration as part of the IBM AI Horizon Network. This research used resources of the Oak Ridge Leadership Computing Facility at the Oak Ridge National Laboratory, which is supported by the Office of Science of the U.S. Department of Energy Contract No. DE-AC05-00OR22725. The authors would also to thank Omer Anjum and Mert Hidayetoglu.

## REFERENCES

- [1] Amotz Bar-Noy and Shlomo Kipnis. 1992. Designing broadcasting algorithms in the postal model for message-passing systems. In *Proceedings of the Fourth Annual ACM Symposium on Parallel Algorithms and Architectures*. 13–22. <https://doi.org/10.1145/140901.140903>
- [2] Amanda Bienz, Luke N. Olson, William D. Gropp, and Shelby Lockhart. 2020. Modeling Data Movement Performance on Heterogeneous Architectures. arXiv:2010.10378 [cs.DC]
- [3] C. Chu, J. M. Hashmi, K. S. Khorassani, H. Subramoni, and D. K. Panda. 2019. High-Performance Adaptive MPI Derived Datatype Communication for Modern Multi-GPU Systems. In *2019 IEEE 26th International Conference on High Performance Computing, Data, and Analytics (HiPC)*. 267–276. <https://doi.org/10.1109/HiPC.2019.00041>
- [4] C. H. Chu, K. S. Khorassani, Q. Zhou, H. Subramoni, and D. K. Panda. 2020. Dynamic Kernel Fusion for Bulk Non-contiguous Data Transfer on GPU Clusters. In *2020 IEEE International Conference on Cluster Computing (CLUSTER)*. 130–141. <https://doi.org/10.1109/CLUSTER49012.2020.00023>
- [5] Richard L. Graham, Timothy S. Woodall, and Jeffrey M. Squyres. 2006. Open MPI: A Flexible High Performance MPI. In *Parallel Processing and Applied Mathematics*, Roman Wyrzykowski, Jack Dongarra, Norbert Meyer, and Jerzy Wasniewski (Eds.). Springer Berlin Heidelberg, Berlin, Heidelberg, 228–239.
- [6] William Gropp. 2002. MPICH2: A New Start for MPI Implementations. In *Proceedings of the 9th European PVM/MPI Users' Group Meeting on Recent Advances in Parallel Virtual Machine and Message Passing Interface*. Springer-Verlag, Berlin, Heidelberg, 7.
- [7] Jahanzeb Maqbool Hashmi, Ching-Hsiang Chu, Sourav Chakraborty, Mohamadreza Bayatpour, Hari Subramoni, and Dhableswar K Panda. 2020. FALCON-X: Zero-copy MPI derived datatype processing on modern CPU and GPU architectures. *J. Parallel and Distrib. Comput.* (2020).
- [8] IBM. 2016. *IBM Spectrum MPI Version 10 Release 1 User's Guide*. Technical Report.
- [9] J. Jenkins, J. Dinan, P. Balaji, T. Peterka, N. F. Samatova, and R. Thakur. 2014. Processing MPI Derived Datatypes on Noncontiguous GPU-Resident Data. *IEEE Transactions on Parallel and Distributed Systems* 25, 10 (2014), 2627–2637. <https://doi.org/10.1109/TPDS.2013.234>
- [10] mvapich. 2020. *MVAPICH2 Changelog*. [http://mvapich.cse.ohio-state.edu/static/media/mvapich/MV2\\_CHANGELOG-2.3.4.txt](http://mvapich.cse.ohio-state.edu/static/media/mvapich/MV2_CHANGELOG-2.3.4.txt)
- [11] MVAPICH. 2020. *MVAPICH20GDR 2.3.5*. Technical Report.
- [12] Dhableswar Kumar Panda, Hari Subramoni, Ching-Hsiang Chu, and Mohamadreza Bayatpour. 2020. The MVAPICH project: Transforming research into high-performance MPI library for HPC community. *Journal of Computational Science* (2020), 101208. <https://doi.org/10.1016/j.jocs.2020.101208>
- [13] Robert Ross, Robert Latham, William Gropp, Ewing Lusk, and Rajeev Thakur. 2009. Processing MPI Datatypes Outside MPI. In *Recent Advances in Parallel Virtual Machine and Message Passing Interface*, Matti Ropo, Jan Westerholm, and Jack Dongarra (Eds.). Springer Berlin Heidelberg, Berlin, Heidelberg, 42–53.
- [14] R. Shi, X. Lu, S. Potluri, K. Hamidouche, J. Zhang, and D. K. Panda. 2014. HAND: A Hybrid Approach to Accelerate Non-contiguous Data Movement Using MPI Datatypes on GPU Clusters. In *2014 43rd International Conference on Parallel Processing*. 221–230. <https://doi.org/10.1109/ICPP.2014.31>
- [15] MPI standards committee. 2015. *MPI: A Message-Passing Interface Standard Version 3.1*. Technical Report.
- [16] H. Wang, S. Potluri, M. Luo, A. K. Singh, X. Ouyang, S. Sur, and D. K. Panda. 2011. Optimized Non-contiguous MPI Datatype Communication for GPU Clusters: Design, Implementation and Evaluation with MVAPICH2. In *2011 IEEE International Conference on Cluster Computing*. 308–316. <https://doi.org/10.1109/CLUSTER.2011.42>
- [17] Wei Wu, George Bosilca, Rolf vandeVaart, Sylvain Jeaugey, and Jack Dongarra. 2016. GPU-Aware Non-Contiguous Data Movement In Open MPI. In *Proceedings of the 25th ACM International Symposium on High-Performance Parallel and Distributed Computing (Kyoto, Japan) (HPDC '16)*. Association for Computing Machinery, New York, NY, USA, 231–242. <https://doi.org/10.1145/2907294.2907317>