

DeepHateExplainer: Explainable Hate Speech Detection in Under-resourced Bengali Language

Md. Rezaul Karim
rezaul.karim@fit.fraunhofer.de
Fraunhofer FIT
RWTH Aachen University
Aachen, Germany

Sumon Kanti Dey
sumonkantidey23@gmail.com
Noakhali Science and Technology
University
Noakhali, Bangladesh

Bharathi Raja Chakravarthi
bharathiraja.akra@gmail.com
Insight Centre for Data Analytics,
National University of Ireland
Galway, Ireland

ABSTRACT

The exponential growths of social media and micro-blogging sites not only provide platforms for empowering freedom of expressions and individual voices, but also enables people to express anti-social behavior like online harassment, cyberbullying, and hate speech. Numerous works have been proposed to utilize the textual data for social and anti-social behavior analysis, by predicting the contexts mostly for highly-resourced languages like English. However, some languages are under-resourced, e.g., South Asian languages like Bengali, that lack computational resources for accurate natural language processing (NLP). In this paper, we propose an explainable approach for hate speech detection from the under-resourced Bengali language, which we called DeepHateExplainer. In our approach, Bengali texts are first comprehensively preprocessed, before classifying them into political, personal, geopolitical, and religious hates, by employing the neural ensemble method of different transformer-based neural architectures (i.e., monolingual Bangla BERT-base, multilingual BERT-cased/uncased, and XLM-RoBERTa). Subsequently, important (most and least) terms are identified with sensitivity analysis and layer-wise relevance propagation (LRP), before providing human-interpretable explanations. Finally, to measure the quality of the explanation (i.e., faithfulness), we compute the comprehensiveness and sufficiency. Evaluations against machine learning (linear and tree-based models) and deep neural networks (i.e., CNN, Bi-LSTM, and Conv-LSTM with word embeddings) baselines yield F1 scores of 84%, 90%, 88%, and 88%, for political, personal, geopolitical, and religious hates, respectively, outperforming both ML and DNN baselines.

KEYWORDS

Hate speech detection, Bengali, Natural language processing, Word embeddings, Transformers, Explainability, Interpretability.

1 INTRODUCTION

Exponential growths of micro-blogging sites and social media not only provide platforms for empowering freedom of expressions and individual voices, but also enables people to express anti-social behavior [1, 2] such as online harassment, cyberbullying, rumors, and spreading hatred statements [3, 2]. Besides, abusive or threatening speech that expresses prejudice against a certain group, which religious, political, geopolitical, personal, and gender abuse are very common [2] and on the basis of race, religion, and sexual orientation are getting pervasive. United Nations Strategy and Plan of Action on Hate Speech [4] defines hate speech as “any kind of communication in speech, writing or behaviour, that attacks or uses

pejorative or discriminatory language with reference to a person or a group on the basis of who they are, in other words, based on their religion, ethnicity, nationality, race, colour, descent, gender or other identity factor”.

Bengali is spoken by 230 million people in Bangladesh and India [5], making it one of the major languages in the world. Although, a rich language with a lot of diversity, Bengali is severely low-resourced for natural language processing (NLP), which is due to the scarcity of computational resources such as language models, labeled datasets, and efficient machine learning (ML) methods required for different NLP tasks. Similar to other major languages like English, the use of hate speech in Bengali is also getting rampant. This is mainly due to unrestricted access and use of social media and digitalization [6]. Some examples of Bengali hate speech and their respective English translations are shown in fig. 1 that are either directed towards a specific person or entity or generalized towards a group. These examples signify how severe Bengali hateful statements could be. Nevertheless, there is a potential chance that these could lead to serious consequences such as hate crimes [2], regardless of languages, geographic locations, or ethnicity.

Automatic identification of hate speech and creating awareness among people is very challenging [2]. However, manual reviewing and verification from a vast amount of online content is not only labor-intensive but also time-consuming [7]. Nevertheless, accurate identification requires automated, robust, and efficient machine learning (ML) methods. Compared to traditional ML and neural network (DNNs)-based approaches, state-of-the-art (SotA) language models are becoming increasingly effective. On a serious drawback: a prediction made by many models can neither be traced back to the input, nor it is clear why the output is transformed in a certain way. This makes even the most efficient DNN models ‘black-box’ methods. On the other hand, the General Data Protection Regulation (GDPR) [8] by the European Parliament enforces the ‘right to explanation’, which prohibits the use of ML for automated decisions unless a clear explanation of the logic used to make each decision is well explained. Therefore, how a prediction is made by an algorithm should be as transparent as possible in order to gain human trust.

To overcome the shortcomings of ‘black-box’-based methods and inspired by the outstanding success of transformer language models (e.g., BERT [9], RoBERTa [10], XLNet [11], and ELECTRA [12]), we propose an explainable approach for hate speech detection from under-resourced Bengali language. Our approach is based on the ensemble of several BERT variants, including monolingual Bangla BERT-base, m-BERT (cased/uncased), and XLM-RoBERTa. Further,

Hate statement	English translation	Context	Source
<ul style="list-style-type: none"> • মালাউনের বাচ্চাদের বাংলায় কোনো স্থান নাই। • মুসলমানরা আল কায়দা, তালেবান এবং জংগী। • কুত্তার বাচ্চা একটা নাস্তিক ব্লগার। 	<ul style="list-style-type: none"> • Hindus have no place in Bangladesh. • Muslims are Al-Qaeda, Taliban and Terrorists. • The atheist blogger is a son of a bitch. 	Religious	<ul style="list-style-type: none"> • Facebook page • Facebook page • Somewhere in blog
<ul style="list-style-type: none"> • বিএনপি স্বাধীনতারিোধী এবং রাজাকারের পুষ্টপোষক। • কুত্তালীগের বাচ্চারা সন্ত্রাসী আর চেতনা ব্যবসায়ী। • জামাত, শিবির, রাজাকার তোরা এই মুহুর্তে বাংলা ছাড়, তোদের ফাঁসি চাই। • তারেক জিয়া ২১ আগস্ট গ্রেনেড হামলার মূল পরিকল্পনাকারী। • হাতুড়ি আর লগিবেটা দিয়ে মানুষ মারা লীগের নেশা। 	<ul style="list-style-type: none"> • BNP is a supporter of anti-liberation war criminals. • Awemelague is a terrorist organization and they are conscious businesspersons. • Anti-liberation war criminals should either be deported from Bangladesh or be prosecuted. • Tarek Zia is the mastermind of the August 21 grenade attack. • Awemelague is just a killer organization. 	Political	<ul style="list-style-type: none"> • Daily Prothom Alo • Facebook page • Facebook page • Daily Prothom Alo • Facebook page
<ul style="list-style-type: none"> • ঘরে ঘরে ঢুকে মহিলাদের ধর্ষণ করে খুন করে দে। • মেয়েদের আমি ঘৃণা করি কারণ ওরা একেকটা খানকির বাচ্চা। 	<ul style="list-style-type: none"> • Trespass each house and kill the women after raping. • I hate girls because they are bitches. 	Gender abuse	<ul style="list-style-type: none"> • Anandabazar Patrika • Somewhere in blog
<ul style="list-style-type: none"> • যদি একজন শীর্ষ ইয়াবা ব্যবসায়ী ওরে কেউ ক্রসফায়ারে দে। • কুত্তার বাচ্চা তুই ড্রাগ, মাগি আর অস্ত্র নিয়েই পড়ে থাক। 	<ul style="list-style-type: none"> • Bodi is a top drug dealer who should be killed by crossfire. • You mother fucker live with drugs, whore and arms. 	Personal	<ul style="list-style-type: none"> • Facebook page • Facebook page
<ul style="list-style-type: none"> • অবৈধ বাংলাদেশিদের অবিলম্বে ঘাড়ে ধাক্কা দিয়ে বিতাড়িত করা হবে। • পাকি জারজরা এখনি বাংলাদেশ ছাড়। • রেস্তোয়ানরা বাংলাদেশের প্রধান শত্রু। 	<ul style="list-style-type: none"> • Illegal Bangladeshis will be immediately pushed to the neck and be deported. • Pakistani bastards leave Bangladesh immediately • Indians are the main enemies of Bangladesh. 	Geopolitical	<ul style="list-style-type: none"> • Dainik Jugasankha • Facebook page • Facebook page

Figure 1: Examples of Bengali hate speech, either directed towards a specific person or entity, or generalized towards a group [2]

we not only provide both global and local explanations of the predictions, in a post-hoc fashion but also provide the measure of explanations in terms of faithfulness.

The rest of the paper is structured as follows: Section 2 reviews related work on hate speech and Bengali word embedding. Section 3 describes the data collection and annotation process. Section 4 describes the process of Bengali neural embedding, network construction, and training. Section 5 illustrates experiment results, including a comparative analysis with baseline models on all datasets. Section 6 summarizes this research with potential limitations and points some possible outlook before concluding the paper.

2 RELATED WORK

When it comes to major languages like English, numerous works [1, 7] have been proposed for accurate identification of hate speech that is based on ML and DNN-based approaches. Classic methods that rely on manual feature engineering, e.g., support vector machines (SVM), Naïve Bayes (NB), k-nearest neighbors (KNN), logistic regression (LR), decision trees (DT), random forest (RF), and gradient boosted trees (GBT). Approaches based on deep neural networks (DNN) that learn multilayers of abstract features from raw texts, which are primarily based on convolutional (CNN) or long short-term memory (LSTM) networks. These approaches, in comparison with DL-based methods, are rather incomparable because the efficiency of linear models at dealing with billions of such texts proven less accurate and unscalable.

CNN and LSTM are two popular DNN architectures: CNN is an effective feature extractor, whereas LSTM suitable for modeling orderly sequence learning problems. CNN extracts word or character combinations, e.g., n-grams, and LSTM learns a long-range word

or character dependencies in texts. Conv-LSTM is a robust architecture to capture long-term dependencies between features extracted by CNN and found more effective than structures solely based on CNN or LSTM, where the class of a word sequence depends on its preceding word sequence. While each type of network has relative advantages, few works have explored combining both architectures into a single network [13]. Except for a few restricted transfer learning settings that achieved higher classification accuracy than a single neural network [7].

However, accurate identification of hate speech in Bengali is still a challenging task. Consequently, only a few restrictive approaches [14, 15, 2] have been proposed, so far. Romim et al. [14] prepared a dataset of 30K comments, making it one of the largest datasets for identifying offensive and hateful statements. However, this dataset has several issues. Firstly, it is very imbalanced, where the ratio of hate speech and non-hate speech ratio is 10K:20K. Secondly, the majority of the hate speech is shorter in length and word count compared to non-hate statements. Besides, this study has several potential limitations. Firstly, their approach merely achieved moderately high accuracy at identifying offensive or hateful statements, giving an accuracy of 82%. Secondly, their approach is ‘black-box’ methods without showing how predictions are made.

Recently, Ismam S. et al. [15] collected hateful comments from Facebook and annotated 5,126 hateful statements. Subsequently, they classified them into six classes– hate speech, communal attack, inciteful, religious hatred, political comments, and religious comments. Their approach based on GRU-based DNN achieved an accuracy of 70.10% only, making it not up to the mark. In a recent approach [2], we provided classification benchmarks for

document classification, sentiment analysis, and hate speech detection in Bengali. The approach, by combining fastText embeddings with multichannel Conv-LSTM network architecture, is probably the first work among a few other studies on hate speech detection. The Conv-LSTM architecture by combining fastText embeddings performed much better compared to Word2Vec and GloVe models, as fastText works well with rare words such that even if a word was not seen during the training, it can be broken down into n-grams to get its corresponding embeddings.

Unfortunately, all of these restrictive approaches are ‘black-box’ methods without showing how a prediction is made by an algorithm. Interpretable methods put more emphasis on the transparency and traceability of opaque DNN models [16]. For example, with layer-wise relevance propagation (LRP) [17, 18, 19] relevant parts of inputs to, and representations in, a neural network that caused a result, can be highlighted [20]. To mitigate such opaqueness and to improve explainability in hate speech identification, Binny et al. [21] proposed ‘HateXplain’ and prepared a benchmark dataset for explainable hate speech detection. Based on SotA methods, they observe that high classification accuracy is not everything, but also high on explainability is desired. They measured the explainability of an NLP model in terms of plausibility and faithfulness that are based on human rationales for training [22]. Inspired by their study and SotA interpretability techniques such as sensitivity analysis (SA) [23] and LRP [17, 18], we propose a novel approach called DeepHateExplainer for hate speech detection from Bengali language with more reliably and accurately.

In our approach, Bengali texts are first comprehensively preprocessed, before classifying them into political, personal, geopolitical, and religious hates, by employing a neural ensemble of different transformer-based neural architectures such as monolingual Bangla BERT-base, multilingual BERT (mBERT)-cased/uncased, and XLM-RoBERTa. Then, we identify important terms with SA and LRP to provide human-interpretable explanations. Subsequently, we provide explanations of hate speech detection, covering both global and local explainability. Finally, we measure the explainability of the hate speech detection in terms of two metrics called comprehensiveness and sufficiency, i.e., faithfulness. Besides, we trained several ML (i.e., LR, NB, KNN, SVM, RF, GBT) and DNN (i.e., CNN, Bi-LSTM, and Conv-LSTM with word embeddings) baseline models. To the end, DeepHateExplainer focus on algorithmic transparency and explainability, with the following assumptions:

- A majority voting-based ensemble from a panel of independent NLP expert, researchers, or linguists provides fairer and trustworthy prediction than a single expert/linguist.
- By decomposing the inner logic (e.g., what terms the model put more attention during inferencing) of a black-box model with probing and SA, the opaqueness can be reduced.
- By highlighting most and least important terms, we can generate human-interpretable explanations.

3 DATASETS

We extend the Bengali Hate Speech Dataset [2] with additional 3,000 labelled samples. Bengali Hate Speech Dataset categorized into political, personal, geopolitical, religious, and gender abusive hates. However, our empirical study and linguist analysis observe

that distinguishing personal from gender abusive hate is often not straightforward, as they often semantically overlap. To justify this, let’s consider the following examples in fig. 2. These statements (non-Bengali speakers are requested to check the English translations) express hatred statement towards a person, albeit com-

monly used words such as খানকির বাচ্চা, শালী, পতিতা, নষ্টা, বেশ্যা, মাগি, খানকি, কুত্তার বাচ্চা responding English terms are the girl of slut, slut, prostitute, fucking bitch, whore, waste, bitch), are directed mostly towards women. We follow a bootstrap approach for data collection, where specific types of texts containing common slurs and terms, either directed towards a specific person or entity or generalized towards a group, are only considered. Texts were collected from Facebook, YouTube comments, and newspapers. We categorize the samples into political, personal, geopolitical, and religious hate. Sample distribution and definition of different types of hates are outlined in table 1.

3.1 Data annotations

Three annotators (a linguist, a native Bengali speaker, and an NLP researcher) participated in the annotation process. To reduce possible bias, unbiased contents are supplied to the annotators and each label was assigned based on a majority voting on the annotator’s independent opinions. To evaluate the quality of the annotations and to ensure the decision based on the criteria of the objective, we measure inter-annotator agreement w.r.t Cohen’s Kappa statistic [24]. Let’s n target objects are annotated by $m (\geq 2)$ annotators into one of $k (\geq 2)$ mutually exclusive categories, the proportion of score \bar{p}_j and the kappa \hat{k}_j for category j are computed as [24]:

$$\bar{p}_j = \frac{\sum_{i=1}^n x_{ij}}{nm} \quad (1)$$

$$\hat{k}_j = 1 - \frac{\sum_{i=1}^n x_{ij} (m - x_{ij})}{nm(m-1)\bar{p}_j (1 - \bar{p}_j)}, \quad (2)$$

where x_{ij} is possible scores on subject i into category j . The overall kappa \hat{k} is subsequently computed as [24]:

$$\hat{k} = \frac{\sum_{j=1}^k \bar{p}_j (1 - \bar{p}_j) \hat{k}_j}{\sum_{j=1}^k \bar{p}_j (1 - \bar{p}_j)}. \quad (3)$$

4 METHODS

In this section, our proposed method in detail, covering neural word embeddings, network training, hyperparameter optimization, and explanation generation.

4.1 Data preprocessing

We remove HTML markups, links, image titles, special characters, and excessive use of spaces/tabs, before the annotation process. Further, following preprocessing were performed before training ML and DNN baselines:

- **Hashtags normalization:** inspired by positive effects in classification task [25], hastags were normalized.
- **Stemming:** inflected words were reduced to their stem, base or root form.
- **Emojis and duplicates:** all emojis, emoticons, duplicate, and user mentions were removed.

Hate statement in Bengali	English translation
ওদের মৃত্যুদণ্ড দেওয়া ভুল হয়েছে, খানকির বাচ্চাদের সারা জীবন কষ্ট দিয়ে দিয়ে মারা উচিত ছিল।	It was wrong to execute them, the children of the prostitute should have died at the cost of their lives.
বাংলাদেশে যদি কোন খানকি থাকে সেটা হলো প্রভা মাগি।	If there is any slut in Bangladesh, it is bitch Prova (a Bangladeshi actress).
তুই ২০ টাকার খানকির চেয়েও নষ্ট, বেশ্যা খানা হলো তোর জন্য উপযুক্ত জায়গা।	You're worth more than a whore for 20 Taka, brothel is the right place for you.
পরীমনি একটা পতিতা। মাগি প্রযোজকদের চুদা খেয়ে রাতারাতি বাড়ি গাড়ির মালিক হয়ে গেছে।	Porimoni is a prostitute. She became the owner of the house and car overnight after she was fucked by film producers.
শালী রানুদি তোর টাইম টাইম শেষ, কুস্তার বাচ্চা তুই নরকে যা।	You fucking Ranudi, your time is up, you bitch, you go to hell.

Figure 2: Example hate statements directed towards a person, but may contextually directed towards a women

- **Infrequent words:** tokens with a document frequency less than 5 were removed.

However, as research has shown that BERT-based models perform better classification accuracy on uncleaned texts, we did not perform major preprocessing tasks, except for the lightweight preprocessing discussed above.

4.2 Training of ML baselines

We train ML baselines models such as LR, SVM, KNN, NB, RF, and GBT, using character n-grams and word uni-grams with TF-IDF weighting. The best hyperparameters are produced through random search with 3-fold cross-validation tests.

4.3 Neural word embeddings

We train fastText [26] word embedding model on Bengali articles we used for the classification benchmark study, covering document classification, sentiment analysis, and hate speech detection [2]. For each articles, we follow the preprocessing steps described in section 4.1. The preprocess reduces vocabulary size due to the colloquial nature of the texts and some degree, addresses the sparsity in word-based feature representations. We also tested by keeping word inflections, lemmatization, and lower document frequencies. We observed slightly better accuracy using the lemmatization, which is the reason we reported the result based on it.

The fastText model represents each word as an n-gram of characters, which helps capture the meaning of shorter words and allows the embeddings to understand suffixes and prefixes. Each token is embedded into a 300-dimensional real-valued vector, where each element is the weight for the dimension for the token. Since the annotated hate statements are relatively shorter¹, we constrain each sequence to 100 words by truncating long texts and pad shorter ones with zero values. Otherwise, convolutional layers will be padded with many blank vectors for the majority of documents, which would cause the network to perform poorly.

¹ Please refer to table 1

4.4 Training of DNN baseline models

We construct and train three DNN baselines: CNN, Bi-LSTM, and Conv-LSTM. Weights of embedding layer for each network is initialized with the embeddings based on fastText. Embedding layer maps each text into a ‘sequence’ (for LSTM and CNN layers) to transform into feature representation, which is then flattened and feed into a fully connected softmax layer for the classification. Besides, we add Gaussian noise and dropout layers to improve model generalization. AdaGrad optimizer is used to learn the model parameters by reducing categorical-cross-entropy loss.

4.5 Training of transformer-based models

As shown in fig. 3², we train monolingual Bangla BERT-base, mBERT (both cased and uncased), and XLM-RoBERTa large models. The Bangla-BERT-base³ is a pretrained language model built with BERT-based mask language modeling. RoBERTa [10] is an improved variant of BERT, which is optimized by setting larger batch sizes, introducing dynamic masking, and training on larger datasets. XLM-RoBERTa [27] is a multilingual model trained on web crawled data. XLM-RoBERTa not only outperformed other transformer models on cross-lingual benchmarks but also performed better on various NLP tasks in a low-resourced language setting.

We shuffle the training set for every epoch. Besides, the gradient clipping method is applied. We set the initial learning rate to $2e^{-5}$ and adopt the Adam optimizer with the scheduled learning rate. We adopt the pre-trained *uncased BERT-base* model, by setting maximum input length to 256. The number of combination layers of multi-head attention, followed by a fully connected softmax layer. As we perform the ensemble of best models to report the final predictions, several experiments with different hyperparameters combinations are tried (as shown in table 2), before saving the best performing epochs, for each model.

² The English translation of the Bengali text is “Porimoni (a Bangladeshi actress) is a prostitute. She became the owner of the house and car overnight after she was fucked by film producers.”

³ <https://huggingface.co/project/5fe12f68f829ed6d700e8665ace.com/sagorsarker/bangla>

Table 1: Statistics of the hate speech detection dataset

Type of hate	Definition	#Statement	#Words	AWS
Political	Hates directed towards a political group/party	857	132,867	18.50
Religious	Hates directed towards a religion or religious group	1,001	140,756	20.18
Geopolitical	Hates directed towards a country or region	1,849	117,180	17.25
Personal	Hates directed towards a person	2,408	146,475	21.70
Total		6,115	672,109	19.22

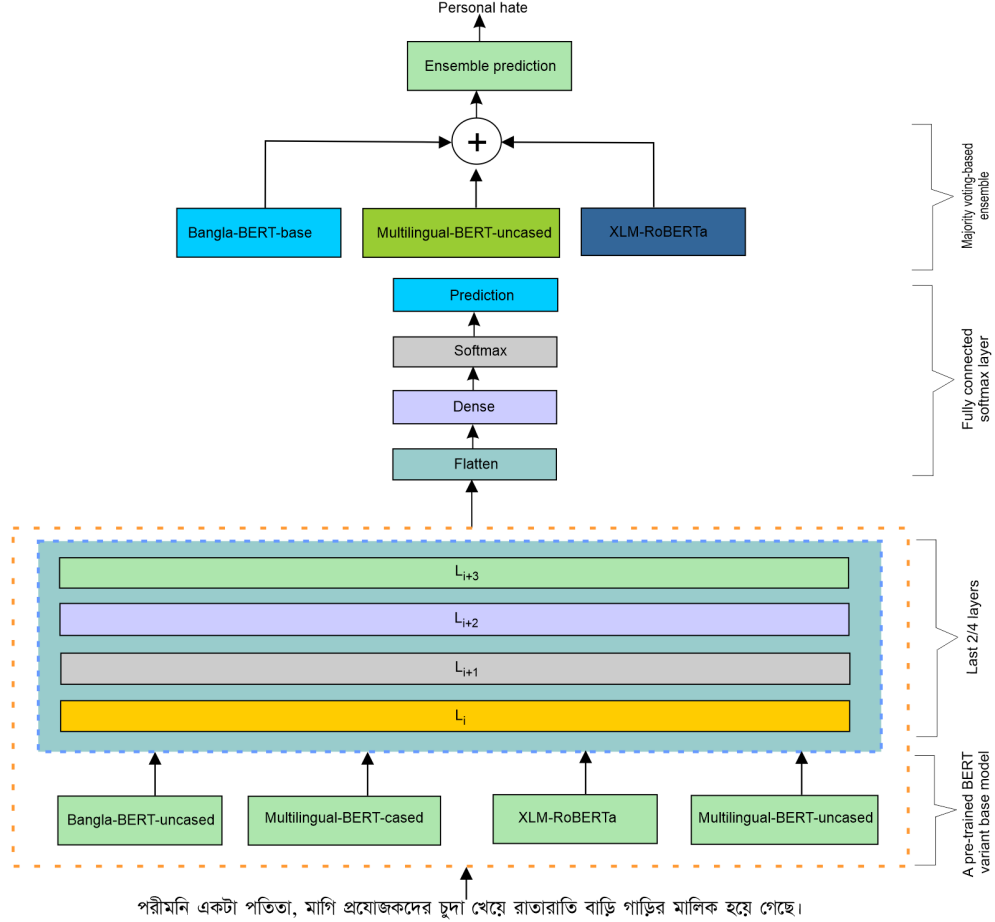


Figure 3: A schematic representation of the proposed approach: each of four different BERT variants are finetuned by adding a fully connected softmax layer on top, followed by voting-based ensemble prediction. English translation of the input: Porimoni (a Bangladeshi movie actress) is a prostitute. She became the owner of the house and car overnight after she was fucked by film producers.

4.6 Generating explanations

We provide both global and local explanations of the predictions, in a post-hoc fashion. For the former, list of most and least significant relevant words for each class are identified based on linguist analysis. To provide overall global interpretability, permutation feature importance (PFI) is computed on top of a trained model f . For feature x_i in dataset X and for each repetition r in $1, 2, \dots, R$, column x_i is randomly shuffled to generate a corrupted version \tilde{X}_{r,x_i} for X .

A reference balanced score (e.g., F1-score) s_{r,x_i} is then computed for f . Mean importance σ_{x_i} for feature x_i is then computed as:

$$\sigma_{x_i} = s - \frac{1}{R} \sum_{r=1}^R s_{r,x_i} \quad (4)$$

For the latter, we identify which features in a sample are important for individual prediction. Relevance score (RS) as a measure of importance is computed with SA and relevance conservation

Table 2: Hyperparameter combination for BERT variants

Hyper parameter	Bangla-BERT	mBERT cased	mBERT-uncased	XLM-RoBERTa
Learning-rate	3e-5	3e-5	5e-5	2e-5
Epochs	6	6	6	5
Max seq length	128	128	128	128
Dropout	0.3	0.3	0.3	0.4
Batch size	16	16	16	16

LRP [28]. For an input vector of sample x , RS R_d is computed for each input dimension d . This is analogous to quantify the relevance of x_d w.r.t to target class c . Then the RS R_d is generated by computing squared partial derivatives as [28]:

$$R_d = \left(\frac{\partial f_c}{\partial x_d}(\mathbf{x}) \right)^2, \quad (5)$$

where f_c is a prediction score function for class c . Total relevances is then computed by summing relevances of all input space dimensions d [28]:

$$\|\nabla_{\mathbf{x}} f_c(\mathbf{x})\|_2^2. \quad (6)$$

In contrast to SA, LRP is based on the layer-wise relevance conservation principle. LRP redistributes the quantity $f_c(\mathbf{x})$ from output layer to the input layer. The relevance for the output layer neuron is set to $f_c(\mathbf{x})$ w.r.t to the target class c , by ignoring irrelevant output layer neurons. The layer-wise relevance score for each intermediate lower-layer neuron is computed based on weighted connections. Suppose z_j and z_i are an upper-layer and a lower-layer neuron, respectively. Assuming the value of z_j is already computed in the forward pass as $\sum_i z_i \cdot w_{ij} + b_j$, where w_{ij} and b_j are the weight and bias, the relevance score R_i for the lower-layer neurons z_i is then computed by distributing the relevances onto lower-layer. Subsequently, the relevance propagation $R_{i \leftarrow j}$ from upper-layer neurons z_j to lower-layer neurons z_i is computed as a fraction of the relevance R_j . Subsequently, all the incoming relevance for each lower-layer neuron is summed up as [28]:

$$R_{i \leftarrow j} = \frac{z_i \cdot w_{ij} + \frac{\epsilon \cdot \text{sign}(z_j) + \delta \cdot b_j}{N}}{z_j + \epsilon \cdot \text{sign}(z_j)} \cdot R_j \quad (7)$$

where N is total number of lower-layer neurons connected to z_j , ϵ is a stabilizer, $\text{sign}(z_j) = (1_{z_j \geq 0} - 1_{z_j < 0})$ is the sign of z_j , and δ is a constant multiplicative factor set to 1, to conserve the total relevance of all neurons in the same layer. Finally, R_i is computed as $R_i = \sum_j R_{i \leftarrow j}$ [28].

4.7 Measuring explainability

Recently, Andreas Holzinger et al. [20] has introduced ‘system causability scale’ (SCS) to measure the quality of explanations. SCS is based on the notion of Causability [29] combined with concepts adapted from a widely-accepted usability scale. The purpose of SCS is to quickly determine whether and to what extent an explainable user interface, an explanation, or an explanation process itself is suitable for the intended purpose [20]. However, since SCS is

based on usability feedback for an explainable interface, it is not suitable for our case. Therefore, the faithfulness w.r.t comprehensiveness and sufficiency are computed to measure the quality of the explanation based on ERASER [30].

First, to measure comprehensiveness, a contrast example \tilde{x}_i is first created, for each sample x_i , where \tilde{x}_i is calculated by removing the predicted rationales r_i from x_i . Let $f(x_i)_c$ be the original prediction probability provided by a model f for the predicted class c . If model f is defined as $f(x_i \setminus r_i)_c$ as the predicted probability of $\tilde{x}_i (= x_i \setminus r_i)$, it is expected that the model prediction will be lower on removing the rationales [30]. The comprehensiveness e is then calculated as [30]:

$$e = f(x_i)_c - f(x_i \setminus r_i)_c \quad (8)$$

The concept of rationales is proposed by Zaidan et al. [22]. They introduced the proposed using rationales in NLP in which human annotators would highlight a span of text that could support their labeling decision. For example, to justify why a review is positive, an annotator can highlight the most important words and phrases that would tell someone to see the movie. On the contrary, to justify why a review is negative, highlight words and phrases that would tell someone not to see the movie. Subsequently, it is found to be useful in different downstream NLP tasks [30] like hate speech detection [21], text classification [31], etc.

In our case, a similar idea is conceptualized with the leave-one-feature-out analysis in which the rationale is computed based on the number of highlighted features divided by the number of features in a test sample. A prediction is considered as a match if the overlap with any of the ground truth rationales $r_i \geq 0.5$. A high value of comprehensiveness implies that the rationales were influential in the prediction. The sufficiency s , which measures the degree to which extracted rationales are adequate for the model f , is measured as follows [30]:

$$s = f(x_i)_c f(r_i)_c \quad (9)$$

5 EXPERIMENTS

In this section, we demonstrate some evaluation results, both qualitatively and qualitatively. Besides, we explain the predictions, both globally and locally.

5.1 Experiment setup

Programs were implemented using⁴, scikit-learn, kears, and PyTorch⁵. Open source implementation of fastText⁶ is used for the embeddings. SHAP⁷ and ELI5⁸ is used to compute the PFI. Each model

⁴ Dataset, models, and codes will be made open access.

⁵ <https://github.com/rezacsedu/DeepHateExplainer>

⁶ <https://radimrehurek.com/gensim/models/fasttext.html>

⁷ <https://github.com/slundberg/shap> ⁸ <https://eli5.readthedocs.io/en/latest/index.html>

is trained on 80% of the data, followed by evaluating the trained model on 20% held-out data. We report w.r.t weighted-averaged precision, recall, F1-score, and Matthias correlation coefficient (MCC), as the dataset is imbalanced.

Finally, a majority voting-based ensemble of top-3 models is generated to report the final prediction. In our case, we select the best models with WeightWatcher⁹ [32]. Using WeightWatcher, the models giving the lowest log-norm and highest weighted-alpha are only considered. This is backed by the fact that a lower log-norm signifies better generalization of network weights for unknown test samples [32].

5.2 Analysis of hate speech detection

We evaluate four variants of BERT models on the held-out test set. The reported results in table 3 are based on the hyperparameter combination listed in table 2. As shown, the best F1 score of 88% is achieved for the standalone XLM RoBERTa large model, which is already 2% to 5% better than other standalone transformer models. Based on performance metrics and the lowest log-norm, the top-3 models were selected using WeightWatcher for the ensemble prediction. XML-RoBERTa model turns out to be both the best performing and best-fitted model, followed by Bangla BERT-base and mBERT-cased/uncased. Subsequently, mBERT-cased was discarded from the voting ensemble. As shown, the ensemble from top-3 models gives a significant accuracy boost. A more detailed breakdown of correct and incorrect classifications for each class using the confusion matrices is shown in fig. 4, which correspond to ground truth labels vs. the predictions made.

Ensemble prediction boosts the accuracy up to 2% to 7% across classes w.r.t F1 score, compared to standalone mBERT-cased and XML-RoBERTa. Nevertheless, the misclassification rates for all the classes have reduced significantly. This improvement signifies, to large extent, that ensemble prediction is effective. Since classes are imbalanced, accuracy alone gives a distorted estimation of the performance. Hence, we provide class-specific classification reports in table 4 for the final ensemble prediction. Although the highest MCC score of 0.837 is achieved with the ensemble prediction, it is slightly better than that of the XLM RoBERTa model, giving an MCC score of 0.834. Overall, MCC scores of ≥ 0.77 were observed for each model w.r.t Pearson correlation coefficient. This signifies that predictions are strongly correlated with the ground truths.

5.3 Comparison with baselines

Efficient feature selection can have significant impacts on model performance for ML classic methods [2]. Inspired by this, we observe the performance with manual feature selection. Forests of trees concept¹⁰ is employed to compute impurity-based feature importance. Each model is then trained by discarding irrelevant features. The feature selection helped SVM, KNN, RF, and GBT models improve the accuracy. GBT and RF models perform best among ML baseline models.

GBT model performs the best among all the ML baseline models, giving an MCC score of 0.571, albeit the F1 scores for both RF and GBT are the same. The RF model also performs reasonably well,

giving an F1 score of 68%. Contrarily, performance for SVM, LR, and NB are degraded significantly: while, LR is not resilient to class discriminating features that could be lost during the feature selection, perhaps the conditional independence assumption (where features are assumed to be independent when conditioned upon class labels) of NB is not hold. Overall, performance from all the ML baseline models was severely poor, making them not suitable for making any reliable identification of hates.

Each DNN baseline model is evaluated by initializing the embedding layer’s weight with fastText embeddings. Each model either outperforms or gives comparable performance to ML baseline models. In particular, Conv-LSTM performs the best among DNN baselines, giving F1 and MCC scores of 0.78 and 0.694, which is about 4 to 5% better than Bi-LSTM (the second-best among DNN baselines) and GBT (the best among ML baseline) models, respectively. While the F1 scores recorded for CNN and Bi-LSTM are 0.73 and 0.75, respectively, making them comparable to GBT and RF models. Overall, DNN baseline models also performed poorly compared to transformer-based models, albeit the fastText embedding model could have captured the word-level semantics sufficiently.

5.4 Explaining hate speech detection

We provide both local and global explanations for the hate speech identification. For the former, we highlight globally important terms. Words seen in fig. 5 are most frequently used to express hatred statements (corresponding English terms are Rajakar, war criminals, Muslim, militant, Hindu, Jihadi¹¹, Rohingya¹², Pakistanis, Indians, Bangladesh Jamaat-e-Islami¹³, war criminals, whore, fuck, ass, rape, execution, Kutta League¹⁴, consciousness¹⁵, Hammer League¹⁶, son of a pig, slut, bastard, son of a bitch, broker¹⁷). These findings are further validated with the linguistic analysis, outlining the semantic meaning and relevance of these words. Nevertheless, we provide most and least SA and LRP relevant word lists for each class in fig. 7, while lists down the most important terms that are used to express hatred statements for each hate class in fig. 6.

Local explanations for individual samples, on the other hand, are provided by highlighting the most important terms. We provide class-wise example heat maps based on SA and LRP-based relevances in fig. 8 exposing different types of hates, where the color intensity is normalized to the maximum relevance per hate statement. Further, in order to quantitatively validate the word-level relevances for local explainability, we perform the leave-one-out experiment. The idea is to improve the greedy backward elimination algorithm by preserving more interactions among terms. First, we randomly select a sample hate statement (e.g., the same as fig. 8b) in the test set. For the sample, we generate prediction probabilities for all the classes, followed by explaining word-level relevance for the two highest probable classes.

¹¹ The hatred term to accuse Muslims to be terrorist in India, Pakistan, and Bangladesh.

¹² People who flew from genocide and ethnic cleansing by the Myanmar army and got asylum in Bangladesh. ¹³ An Islamist political party in Bangladesh. ¹⁴ The hatred form of a student league - the student organization of Bangladesh Awami League, where Kutta means dogs. ¹⁵ The hatred form for Bangladesh Awami League, whose political agenda is backed by the motivation of liberation war. ¹⁶ The hatred term of the student league - the official student organization of Bangladesh Awami League, who are suspects of killing many oppositions and innocent people with a hammer and hock-stick like stuff. ¹⁷ Supporters of Bangladesh Awami League are called the broker of India, while the people from Bangladesh Nationalist Party and Bangladesh Jamaat-e-Islami are called broker of Pakistan.

⁹ <https://github.com/CalculatedContent/WeightWatcher> ¹⁰ Forests of trees concept is a meta-transformer for selecting features based on importance weights

Table 3: Performance of speech detection

Method	Classifier	Precision	Recall	F1	MCC
ML baselines	LR	0.68	0.68	0.67	0.542
	NB	0.65	0.65	0.64	0.511
	SVM	0.67	0.67	0.66	0.533
	KNN	0.67	0.67	0.66	0.533
	RF	0.69	0.69	0.68	0.561
	GBT	0.71	0.69	0.68	0.571
DNN baselines	CNN	0.74	0.73	0.73	0.651
	Bi-LSTM	0.75	0.75	0.75	0.672
	Conv-LSTM	0.79	0.78	0.78	0.694
BERT variants	Bangla BERT	0.86	0.86	0.86	0.797
	mBERT-cased	0.84	0.84	0.84	0.779
	XML-RoBERTa	0.88	0.88	0.88	0.834
	mBERT-uncased	0.85	0.84	0.84	0.783
	Ensemble*	0.88	0.88	0.88	0.837

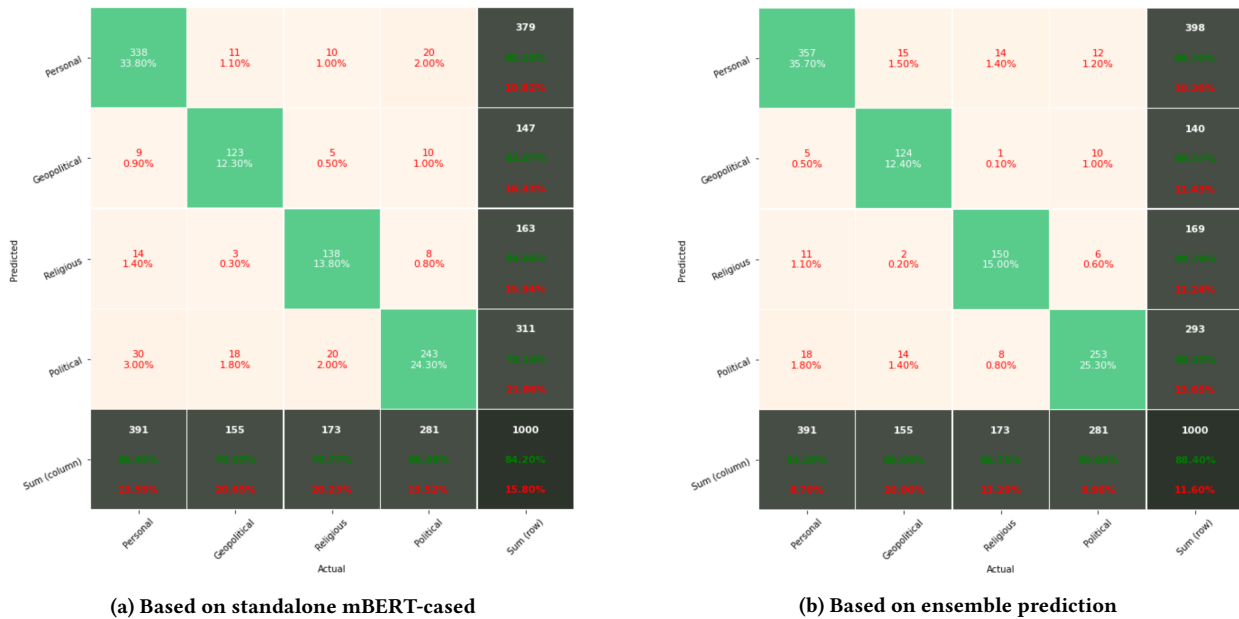


Figure 4: confusion matrices for standalone mBERT-cased vs. ensemble prediction

রাজাকার, মুসলিম, জাঙ্গি, মালাউন, জিহাদি, রোহিঙ্গা, পার্কি, রেন্ডিয়া, জামাত, শিবির, যুদ্ধোপরাধী, বেশ্যা, চুদ, গুদ, ধর্ষণ, ফাঁসি, কুস্তালীগ, চেতনাবাজ, হাতুড়িলীগ, শুওরের বাচ্চা, মাগি, হারামি, কুস্তারবাচ্চা, দালাল

Figure 5: Globally most important terms that are used to express hatred statements for all the hate classes

Table 4: Class-wise classification report

Hate type	Precision	Recall	F1
Personal	0.90	0.91	0.90
Political	0.89	0.80	0.84
Religious	0.89	0.87	0.88
Geopolitical	0.86	0.90	0.88

Let's consider the example in fig. 9. Words on the right side are positive, while words on the left are negative. Words like জাতি, দখলে, and হিন্দু (race, Occupy, and Hindu in English, respectively) are positive for religious class, albeit the most significant word জাতি (race in English) is negative for personal hate category (where words বাচ্চারা and হারামজাদা (son of a bitch and bastard in English) are more important). The word জাতি has the highest positive score of 0.27 for class religious. Our

Class	Relevance	Bengali terms	English translation
Religious	Most relevant	ইসলাম, মালাউন, হিন্দু, মুসলিম, জঙ্গি, হুজুর, মসজিদ, মন্দির, মালু, মূর্তিপূজা, মাদ্রাসা, আরব, তেঁতুল হুজুর, জিহাদি, কোরআন, খলিফা, হর, জাহান্নাম, নরক, বাইবেল, শিবির, জামাত।	Islam, Malaun, Hindu, militant, Lord, mosque, temple, Malu, idolatry, madrasa, Arab, Tantul Huzur, Jihadi, Quran, Caliph, Whore, Hell, Abyss, Bible, Shibir, Jamaat.
	Least relevant	বিবি, সহবস্থান, দুর্গাপূজা, কালীপূজা, ঈদ, তারাবি, রোজা, হজ্জ, নামাজ।	Wife, coexistence, Durga Puja (main religious festival of Hindus in Bangladesh and West Bengal, India), Kali Puja (the second main religious festival of Hindus in Bangladesh), Eid, Tarabi (prayers performed by Muslim at night during Ramadan), fasting, Hajj (pilgrim by Muslim), prayers.
Personal	Most relevant	শুওরের বাচ্চা, মাগি, হারামি, কুন্তারবাচ্চা, তেঁতুল হুজুর, খানকি, মুরগীকবির, পতিতা, বেশ্যা, শালী, ফাঁসি, রোহিঙ্গা, ভোদায়, মৃত্যুদণ্ড, নষ্টা, দালাল, জাফরশাঁদ, সুদখোর, রাজাকার, চেতনাবাজ, গুম, খুন, জঙ্গি, চুদ, ধর্ষক।	Swine, prostitute, bastard, young dog, Tamarind lord, whore, Chicken Kabir (the hatred name of activist Shahriar Kabir who is known as a chicken supplier to Pakistan army during the liberation war in 1971), prostitute, whore, usurer, death by execution, Rohingya, vagina, death penalty, slut, broker, Jafar bull (the hatred name of famous writer Professor Jafar Iqbal in Bangladesh), usurer, Razakar, conscious, kidnapping, murder, militant, fuck, rapist.
	Least relevant	মানুষ, কলঙ্ক, তালেবান, মহিলা, মেয়েরা, পিতা, সন্তান, আমানত, ব্যাঙ্ক, টাকা, ডাকাত, চোর, বাটপার, ইসলামী ব্যাংক।	Human, stigma, Taliban, female, girls, father, children, deposits, banks, money, robbers, thieves, cheater, Islami bank.
Geopolitical	Most relevant	পাকিস্তান, ভারত, রেভিয়া, বাংলাদেশ, মিয়ানমার, রোহিঙ্গা, ব্রিটিশ, আমেরিকান, ফিলিস্তিন, কলকাতা, ট্রাম্প, ঢাকাইয়া, ফাকিস্তান, ইসরাইল, টার্কি, আমিরাত, আরব, কাংলাদেশ, পাকি, মোদী, বিজেপি, ইন্ডিয়া, ইরাক।	Pakistan, India, Rendia (hatred form of India by Bangladeshis), Bangladesh, Myanmar, Rohingya, British, American, Palestine, Kolkata, Trump, Dhaka, Pakistan, Israel, Turkey, UAE, Arab, Kangleadesh (hatred form of Bangladesh by Indians), Paki (the hatred form for Pakistanis), Modi, BJP, India, Iraq.
	Least relevant	ট্রানজিট, ফারাক্কা, চীন, হাসিনা, সীমান্ত, সুন্দরবন, কাশ্মীর, বিএসএফ।	Transit, Farakka, China, Hasina, border, Sundarbans (largest mangrove forest in Bangladesh and India), Kashmir, BSF.
Political	Most relevant	কুন্তালীগ, রাজাকার, চেতনাবাজ, হাতুড়িলীগ, পুলিশলীগ, কাদের, তারেকজিয়া, খালেদা, জামাত, শিবির, যুদ্ধোপরাধী, ফাঁসি, নিজামী, হেফাজতে ইসলাম, কাউয়া কাদের, ইলেকশন, নির্বাচন।	Ke, Quader (the hatred name of politician Obaidul Quader of Bangladesh Awami League), Tareq Zia, Khaleda, Jamaat, Shibir, war criminals, execution, Nizami, Hefazat-e-Islam, Kawa Kader, election, selection, Kutta League, Razakar, consciousness, Haturi league, police league.
	Least relevant	উন্নয়ন, আর্থ সামাজিক, নিরাপত্তা, ভোটধিকার, ট্রেন, শহর, গ্রাম, র্যাব, মুক্তিযোদ্ধা, বাংলা, ষড়যন্ত্র, সন্ত্রাসী, মিটিং, মিছিল, রাষ্ট্র, প্রদেশ, অবস্থা, সরকার, দশা, শাসন, পরিচালনা, নিয়ন্ত্রণ, আধিপত্য।	Development, socio-economic, security, franchise, train, city, village, RAB, freedom fighter, Bengali, conspiracy, terrorist, meeting, procession, state, province, status, government, phase, governance, management, control, dominance.

Figure 6: Globally most important terms and their interpretation that are used to express hatred statements for each hate class

model predicts this as a religious hate statement too, with the probability of 59%. However, if we remove word জাতি from the text, we would expect the model to predict the label religious with a probability of 32% (i.e., 59% – 27%). On the other hand, the word জাতি is negative for class personal hate, albeit words বাচ্চা and হারামজাদা have positive scores of 0.23 and 0.17 for the class personal. These words identified by our approach not only reveals the relevance of important terms for the classifier’s decision, but also signify that removing the most relevant terms will impact the final decision, accordingly to their relevance value.

5.5 Measure of explainability

For measuring the explainability, only top models (ML, DNN, and BERT variants) are considered based on the results we analyzed in section 5.2 and section 5.3. Results of the faithfulness in terms of comprehensiveness and sufficiency are shown in table 5. As shown, XML-RoBERTa attained the highest comprehensiveness and sufficiency scores, outperforming other standalone models. Overall, BERT variants not only attained higher scores but also consistently outperforms other models such as GBT and Conv-LSTM baselines. Further, our study outlines two additional observations:

- (1) GBT model shows both higher comprehensiveness and sufficiency compared to Conv-LSTM model, albeit the latter

Religious: top features		Geopolitical: top features		Political: top features		Personal: top features	
Weight	Feature	Weight	Feature	Weight	Feature	Weight	Feature
+1.991	হিন্দু	+1.702	পাকিস্তান	+2.016	কুসালীগ	+1.193	শুওরেরবাচ্চা
+1.925	জঙ্গি	+0.825	ভারত	+1.951	রাজাকার	+1.030	মাগি
+1.834	হুজুর	+0.798	রেন্ডিয়া	+1.758	চেতনাবাজ	+1.021	হারামি
+1.813	মসজিদ	+0.786	বাংলাদেশ	+1.697	হাতুড়িলীগ	+0.946	কুস্তারবাচ্চা
+1.697	মন্দির	+0.779	মিয়ানমার	+1.655	পুলিশলীগ	+0.899	তৈতুলহুজুর
+1.696	মর্তিপুজা	+0.773	রোহিঙ্গা	+1.522	তারেকজিয়া	+0.797	যানকি
+1.617	মাদ্রাসা	+0.729	ব্রিটিশ	+1.518	খালেদা	+0.700	মুরগীকবির
+1.594	আরব	+0.724	আমেরিকান	+1.516	জামাত	+0.640	ফাসি
+1.497	তৈতুলহুজুর	+0.610	ফিলিস্তিন	+1.420	শিবির	+0.550	রোহিঙ্গা
+1.488	জিহাদি	+0.550	কলকাতা	+1.320	যুদ্ধোপরাধী	+0.520	ভোদায়
+1.389	কোরআন	+0.430	ট্রান্স	+1.220	ফাসি	+0.530	মৃত্যুদন্ড
+1.390	খলিফা	+0.420	ফাকিস্তান	+1.219	নিজামী	+0.320	দালাল
+1.380	জাহান্নাম	+0.420	ইসরাইল	+1.215	হেফাজেতেইসলাম	+0.420	জাফরখাঁড়
+1.260	নরক	+0.420	কাংলাদেশ	+1.115	কাউয়াকদের	+0.214	সুদখোর
+1.242	শিবির	+0.410	পাকি	+1.112	ইনু	+0.150	রাজাকার
+1.213	জামাত	+0.420	মোদি	+1.009	ইলেকশন	+0.100	চেতনাবাজ
...1074 more positive ...		+0.410	ব্রিজেপি	+1.008	নির্বাচন	+0.020	গুম
...15605 more negative ...		+0.320	ইরাক	+1.007	ভোট	+0.010	জঙ্গি
-1.686	বিবি	...11710 more positive11007 more positive11122 more positive ...	
-10.453	সহবস্থান	...14069 more negative10772 more negative22657 more negative ...	
-10.455	দুর্গাপুজা	-1.379	ট্রানজিট	-1.379	মিছিল	-0.852	মানুষ
-10.550	কালীপুজা	-1.200	ফারাক্কা	-1.200	রাষ্ট্র	-0.894	কলঙ্ক
-10.600	ঈদ	-1.191	সীমান্ত	-1.191	সরকার	-1.181	মহিলা
-10.770	তারাবি	-1.100	সুন্দরবন	-1.100	পরিচালনা	-1.243	মেয়েরা
-10.640	রোজা	-1.090	কাম্বীর	-1.090	নিয়ন্ত্রণ	-1.242	সন্তান
-10.550	হজর	-1.045	বি.এস.এফ	-1.045	উন্নয়ন	-1.241	আমানত
-10.340	নামাজ			-1.033	নিরাপত্তা	-1.230	ব্যাক
				-0.976		-1.221	ব্যাক

Figure 7: Global feature importance, highlighting important terms per class

Input text: আপনারা ভক্তামি করেন আপনারা মুখে নাম নিলে পাপ । রাজাকার আওয়ামী লীগ । সুষ্ঠু নির্বাচন দেন তারপর দেখেন বি	Input text: পুড়িয়ে হত্যা । মুসলিমদের ঘর বাড়ি আজও দখলে । মুসলিম জবাই হত্যা । বড় হারামজাদা জাতি হিন্দু মালাউনের বাচ্চারা ।
SA heatmap: আপনারা ভক্তামি করেন আপনারা মুখে নাম নিলে পাপ । রাজাকার আওয়ামী লীগ । সুষ্ঠু নির্বাচন দেন তারপর	SA heatmap: পুড়িয়ে হত্যা । মুসলিমদের ঘর বাড়ি আজও দখলে । মুসলিম জবাই হত্যা । বড় হারামজাদা জাতি হিন্দু মালাউনের বাচ্চারা ।
GI heatmap: আপনারা ভক্তামি করেন আপনারা মুখে নাম নিলে পাপ । রাজাকার আওয়ামী লীগ । সুষ্ঠু নির্বাচন দেন তারপর	GI heatmap: পুড়িয়ে হত্যা । মুসলিমদের ঘর বাড়ি আজও দখলে । মুসলিম জবাই হত্যা । বড় হারামজাদা জাতি হিন্দু মালাউনের বাচ্চারা ।
(a) Political hate	(b) Religious hate
Input text: টিক নাই দুধ দেখলে মনে হয় শুধু গুয়া মারছে না দুধে শুনা তরে এক হাত দন দিয়া গুয়া মারলে তখন	Input text: ভারত আছে শুধু শুধু ফি ট্রানজিট ফি বন্দর সুবিধা ফি বাতউৎখ নিতে। বিপদের বন্ধু চীন পাশে দাঁড়িয়েছে। ধন্যবাদ শি ও শেষ হাসিনা
SA heatmap: টিক নাই দুধ দেখলে মনে হয় শুধু গুয়া মারছে না দুধে শুনা তরে এক হাত দন দিয়া গুয়া মারলে তখন	SA heatmap: ভারত আছে শুধু শুধু ফি ট্রানজিট ফি সুবিধা ফি নিতে বিপদের বন্ধু চীন পাশে দাঁড়িয়েছে ধন্যবাদ শি ও শেষ হাসিনা
GI heatmap: টিক নাই দুধ দেখলে মনে হয় শুধু গুয়া মারছে না দুধে শুনা তরে এক হাত দন দিয়া গুয়া মারলে তখন	GI heatmap: ভারত আছে শুধু শুধু ফি ট্রানজিট ফি সুবিধা ফি নিতে বিপদের বন্ধু চীন পাশে দাঁড়িয়েছে ধন্যবাদ শি ও শেষ হাসিনা
(c) Personal hate	(d) Geopolitical hate

Figure 8: Example heat maps for for different types of hate, highlighting relevant terms

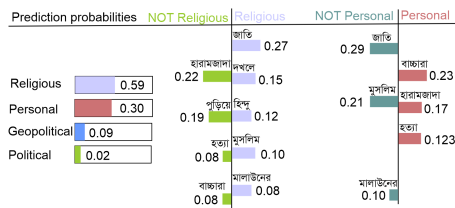


Figure 9: Word-level relevance test

Table 5: Measure of explainability

Classifier	Comprehensiveness	Sufficiency
GBT	0.79	0.25
Conv-LSTM	0.73	0.15
Bangla BERT	0.0.78	0.25
XML-RoBERTa	0.85	0.45
mBERT-uncased	0.81	0.35
mBERT-cased	0.76	0.28

outperformed the former in classification task w.r.t classification metrics.

- (2) As for BERT variants, Bangla BERT and mBERT-cased generate the least faithful explanations.

This signifies that a model that attains the best scores in terms of performance metrics, may not perform well in terms of faithfulness explainability metrics. Based on this observation, it would not be unfair to say that a model's performance metric alone is not enough. Models with slightly lower performance, but much higher scores

for faithfulness might be preferred for sensitive use cases such as hate speech detection at hand.

6 CONCLUSION AND OUTLOOK

In this paper, we proposed DeepHateExplainer - an explainable approach for hate speech detection for under-resourced Bengali language. Based on ensemble prediction, DeepHateExplainer can detect different types of hates with an F1-score of 88%, outperforming several ML and DNN baselines. We observed that feature

selection can have non-trivial impacts on the learning capabilities of ML and DNN models. Our study also suggests that even if a standalone ML and DNN baseline model does not perform reliably well, the ensemble of several models still may outperform individual models. Overall of contributions of our approach is three folds:

- (1) We prepared the largest hate speech detection dataset in the Bengali language.
- (2) To the best of our knowledge, we are the first batch of researchers to employ neural transformer-based language models for hate speech detection.
- (3) We improved both local and global explainability and algorithmic transparency of ‘black-box’ models by mitigating their opaqueness.

We believe that our computational resources (annotated dataset, language models, source codes, and interpretability techniques) will further advance NLP research for the under-resourced Bengali language. On the other hand, our approach has several potential limitations too. First, we had a limited amount of labeled data at hand during the training. Therefore, it would be unfair to claim that we could rule out the chance of overfitting. Secondly, we applied SA and LRP on a DNN baseline model (i.e., Conv-LSTM), albeit it would be more reasonable to do the same on the best performing standalone XLM-RoBERTa model.

In the future, we not only want to overcome these limitations (by extending the datasets with a substantial amount of samples and applying SA and LRP on the XLM-RoBERTa model), but also want to focus on other interesting areas such as named entity recognition, part-of-speech tagging, sense disambiguation, and question answering for the Bengali language.

REFERENCES

- [1] Mai Sherief, Vivek Kulkarni, and Elizabeth Belding. 2018. Hate lingo: a target-based linguistic analysis of hate speech in social media. In *12th AAAI Conference on Web and Social Media*.
- [2] Md Karim, Bharathi Raja Chakravarthi, Mihael Arcan, John P McCrae, Michael Cochez, et al. 2020. Classification benchmarks for under-resourced Bengali language based on multichannel Convolutional-LSTM network. *arXiv:2004.07807*.
- [3] Manoel Horta Ribeiro, Pedro H Calais, Virgílio AF Almeida, and Wagner Meira Jr. 2018. Characterizing and detecting hateful users on Twitter. In *12th AAAI conference on web and social media*.
- [4] A Guterres. 2019. United nations strategy and plan of action on hate speech. Taken from: <https://www.un.org/en/genocideprevention/documents/20Strategy>.
- [5] MS Islam. 2009. Research on bangla language processing in bangladesh: progress & challenges. In *8th Intl. Language & Development Conf*. 23–25.
- [6] Ziqi Zhang, David Robinson, and Jonathan Tepper. 2018. Detecting hate speech on twitter using a convolution-GRU based neural network. In *ESWC*. Springer, 745–760.
- [7] R. Izsák. 2015. Hate speech and incitement to hatred against minorities in the media. *UN Humans Rights Council, A/HRC/28/64*.
- [8] Margot E Kaminski. 2019. The right to explanation, explained. *Berkeley Tech. LJ*, 34, 189.
- [9] Jacob Devlin, Ming-Wei Chang, Kenton Lee, and Kristina Toutanova. 2018. Bert: pre-training of deep bidirectional transformers for language understanding. *arXiv:1810.04805*.
- [10] Yinhan Liu, Myle Ott, Naman Goyal, Mike Lewis, Luke Zettlemoyer, and Veselin Stoyanov. 2019. RoBERTa: a robustly optimized BERT pretraining approach. *arXiv:1907.11692*.
- [11] Zhilin Yang, Zihang Dai, Yiming Yang, Jaime Carbonell, Russ R Salakhutdinov, and Quoc V Le. 2019. XLNET: generalized autoregressive pretraining for language understanding. In *Advances in neural information processing systems*, 5753–5763.
- [12] Kevin Clark, Minh-Thang Luong, Quoc V Le, and Christopher D Manning. 2020. Electra: pre-training text encoders as discriminators rather than generators. *arXiv:2003.10555*.
- [13] Joni Salminen, Hind Almerikhi, Milica Milenkovic, and Jung. 2018. Anatomy of online hate: developing a taxonomy and ml models for identifying and classifying hate in online news media. In *ICWSM*, 330–339.
- [14] Nauros Romim, Mosahed Ahmed, Hriteshwar Talukder, and Md Saiful Islam. 2020. Hate speech detection in the bengali language: a dataset and its baseline evaluation. *arXiv preprint arXiv:2012.09686*.
- [15] Alvi Md Ishmam and Sadia Sharmin. 2019. Hateful speech detection in public facebook pages for the bengali language. In *2019 18th IEEE International Conference On Machine Learning And Applications (ICMLA)*. IEEE, 555–560.
- [16] Md Karim, Michael Cochez, and Oya et al. Beyan. 2019. OncoNetExplainer: explainable predictions of cancer types based on gene expression data. *arXiv:1909.04169*.
- [17] Sebastian Bach, Alexander Binder, Grégoire Montavon, Frederick Klauschen, Klaus-Robert Müller, and Wojciech Samek. 2015. On pixel-wise explanations for non-linear classifier decisions by layer-wise relevance propagation. *PloS one*, 10, 7.
- [18] Brian Kenji Iwana, Ryohei Kuroki, and Seiichi Uchida. 2019. Explaining convolutional neural networks using softmax gradient layer-wise relevance propagation. *arXiv:1908.04351*.
- [19] Jindong Gu, Yinchong Yang, and Volker Tresp. 2018. Understanding individual decisions of cnns via contrastive backpropagation. In *Asian Conference on Computer Vision*. Springer, 119–134.
- [20] Andreas Holzinger, André Carrington, and Heimo Müller. 2020. Measuring the quality of explanations: the system causability scale (scs). *KI-Künstliche Intelligenz*, 1–6.
- [21] Binny Mathew, Punyajoy Saha, Seid Muhie Yimam, Chris Biemann, Pawan Goyal, and Animesh Mukherjee. 2020. Hatexplain: a benchmark dataset for explainable hate speech detection. *arXiv preprint arXiv:2012.10289*.
- [22] Omar Zaidan, Jason Eisner, and Christine Piatko. 2007. Using annotator rationales to improve machine learning for text categorization. In *Prof. of Human language technologies 2007: The conference of the North American chapter of the association for computational linguistics*, 260–267.

- [23] Inc. Path Mind. 2020. Symbolic reasoning (symbolic ai) and machine learning. <https://pathmind.com/wiki/symbolic-reasoning/>.
- [24] Bin Chen, Dennis Zaebst, and Lynn Seel. 2005. A macro to calculate kappa statistics for categorizations by multiple raters. In *Proceeding of the 30th Annual SAS Users Group International Conference*. Citeseer, 155–30.
- [25] Thierry Declerck and Piroska Lendvai. 2015. Processing and normalizing hashtags. In *Proceedings of the International Conference Recent Advances in Natural Language Processing*, 104–109.
- [26] Edouard Grave, Piotr Bojanowski, and Tomas Mikolov. 2018. Learning word vectors for 157 languages. In *Proc. of the International Conference on Language Resources and Evaluation (LREC)*.
- [27] Alexis Conneau, Kartikay Khandelwal, Naman Goyal, Vishrav Chaudhary, Guillaume Wenzek, Francisco Guzmán, Edouard Grave, Myle Ott, Luke Zettlemoyer, and Veselin Stoyanov. 2019. Unsupervised cross-lingual representation learning at scale. *arXiv:1911.02116*.
- [28] Leila Arras, Grégoire Montavon, Klaus-Robert Muller, and Wojciech Samek. 2017. Explaining recurrent neural network predictions in sentiment analysis. *arXiv:1706.07206*.
- [29] Andreas Holzinger, Georg Langs, Helmut Denk, Kurt Zatloukal, and Heimo Müller. 2019. Causability and explainability of artificial intelligence in medicine. *Wiley Interdisciplinary Reviews: Data Mining and Knowledge Discovery*, 9, 4, e1312.
- [30] Jay DeYoung, Sarthak Jain, Nazneen Fatema Rajani, Eric Lehman, Caiming Xiong, Richard Socher, and Byron C Wallace. 2019. Eraser: a benchmark to evaluate rationalized nlp models. *arXiv preprint arXiv:1911.03429*.
- [31] Elize Herrewijnen, Dong Nguyen, Jelte Mense, and Floris Bex. [n. d.] Machine-annotated rationales: faithfully explaining text classification.
- [32] Charles H Martin and Michael W Mahoney. 2019. Traditional and heavy-tailed self regularization in neural network models. *arXiv:1901.08276*.