

Reducing the H_0 Tension with Exponential Acoustic Dark Energy

Lu Yin^{1,2,*}

¹*Center for Quantum Spacetime, Sogang University, Seoul 04107, Korea*

²*Department of Physics, Sogang University, Seoul 04107, Korea*

Abstract

We explored a new dark fluid model in the early universe to relieve the Hubble tension significantly, that tension is the different result of the Hubble constant derived from CMB inference and local measurements within the Λ CDM. We discussed an exponential form of the equation of state in the acoustic dark energy for the first time, in which gravitational effects from its acoustic oscillations can impact the CMB phenomena at the epoch of matter radiation equivalent, called the exponential acoustic dark energy (eADE). And the constraints were given by the current cosmological data and the comparison of the phenomena with the stander model was shown through CMB and matter power spectra. The result shows our model has the $H_0 = 71.65^{+1.62}_{-4.4}$ in 68% C.L. with a smaller best fitted χ^2 value than that in Λ CDM.

arXiv:2012.13917v1 [astro-ph.CO] 27 Dec 2020

* yinlu@sogang.ac.kr

I. INTRODUCTION

After the accelerated expanding Universe was discovered in 1998[1, 2], the Λ CDM has been one of the most important models to explain the modern Universe and can be fitted with many observations very well [3]. When consider “how fast is this expanding nowadays?”, we need to use the Hubble parameter. But in recent years, the debate about the value of present Hubble parameter H_0 was much attention with the more precise measurements of different techniques. The standard candle measurements from type Ia Supernovae at low redshift get an H_0 value of 74.03 ± 1.42 [km/s/Mpc] [43], while the standard ruler measurements from the CMB at high redshift give an H_0 of 67.4 ± 0.5 [km/s/Mpc][35]. This implacable result was called the “Hubble tension” and the tension is beyond 4.4σ . The precision of these cosmological measurements is about 1%, which indicates that such a large discrepancy cannot be explained by systematic errors. Moreover, an independent strong gravitational lensing experiment H0LiCOW gives $H_0 = 73.3^{+1.7}_{-1.8}$ [km/s/Mpc] [6], so that it confirms the measurements from supernovae, whereas the BAO result from BOSS agrees with that of Planck [7]. As a result, the tension is even increased to 5.3σ by combining all of the H_0 values of different origins.

One popular approach to release this tension is to add some extra dark radiation or another sterile neutrino in the epoch before the recombination, so that the cosmological expansion becomes faster with a lower sound horizon r_s , resulting in a shorter expanding history of the Universe and a larger H_0 value[8–21]. However, this approach would change for the acoustic oscillations and damping scale [22], which has been constrained by the observation of CMB precisely. So this approach is scant to raise H_0 drastically[23, 35].

In another approach, a dark component only becomes effective around the epoch of recombination, which named “the early dark energy (EDE)”, can avoid the previous problem and can release the Hubble tension manifest [30]. But the EDE model will also change the CMB acoustic peaks at phases and amplitudes by its perturbation. A species Acoustic Dark Energy (ADE) model can avert this trouble of EDE and increase the value of H_0 [25, 26]. The ADE model can be considered as a dark fluid component and the equation of state w_{ADE} is much different from that in EDE.

In the ADE model, the sound speed varies with the equation of state in the background that becomes important in the time of matter-radiation equivalent and it impacts the CMB

through the gravitational effects of its own acoustic oscillations at this epoch. The ADE also can be considered as a scalar field that conversion of potential to kinetic energy [27].

We explored a new equation of state of the ADE model, which is expanded into an exponential form. It has the same advantages as the previous model but has fewer free parameters. This model can increase the value of H_0 . In this study, we plan to not only explain our Exponential Acoustic Dark Energy (eADE) model but also fit this model by using the most recent observational data. In particular, we use the **CAMB** [33] and **CosmoMC** [34] packages with the Markov chain Monte Carlo (MCMC) method to give then constrains of the model.

This paper is organized as follows. In Sec. II, we introduce our eADE model. We also derive the evolution equations for the dark fluid part of eADE in the linear perturbation theory. In Sec. III, we present our numerical calculations. In particular, we show the CMB and matter power spectra and the constraints on the model-parameters from several cosmological observation datasets. Finally, we will present our conclusion in Sec. IV.

II. EXPONENTIAL ACOUSTIC DARK ENERGY MODEL

Exponential acoustic dark energy (eADE) is defined to be a perfect dark fluid and its equation of state (EoS) w_{eADE} and the sound speed c_s^2 give the main remark of this model. In the eADE, we can relieve the Hubble tension by acoustic phenomenology of the linear sound waves from the background and the perturbation.

We defined the equation of state w_{eADE} to be

$$1 + w_{eADE}(a) = 2^{1 - \frac{a_c}{2a}}, \quad (1)$$

where a_c is the moment for critical redshift z_c ($z_c = 1/a_c - 1$) and in this epoch eADE becomes dominant. For the value of the equation of state that $w_{eADE} = -1$ when $a \ll a_c$, $w_{eADE} = \sqrt{2} - 1$ when $a = a_c$ and $w_{eADE} = 1$ when $a = 1$. Since the value of a_c is around $\mathcal{O}(10^{-4})$, we regard a_c as $a_c \ll 1$ for the present time. The point result above is the same with the development of equation of state in ADE model [25] (see the Table I). Moreover, this EoS in our eADE model has one less free parameter than the ADE model (parameter p at Eq.1 in [25]). And the eADE model also has a transiently important contribution around a_c then decays quickly. So comparing with the equation of state in ADE model [25], our

eADE model is not only considered a more simple form of the equation of state but also take a new form which is given by exponential.

We also take the evolution of this EoS in the Early Dark Energy (EDE) model [30] into comparison, where the EDE model with the condition of parameter $n = 2$ and $n = 3$ are shown in Tab.I.

TABLE I. The benchmark point of EoS for eADE, ADE, and EDE model at different cosmic scale factor a . For the EDE model, we select the parameter n equal to 2 or 3.

Value of EoS	$a \ll a_c$	$a = a_c$	$a = 1$
w_{eADE}	-1	$\sqrt{2} - 1$	1
w_{ADE}	-1	$\sqrt{2} - 1$	1
w_{EDE} with $n = 3$	-1	-1/4	1/2
w_{EDE} with $n = 2$	-1	-1/3	1/3

The exponential acoustic dark energy density evolves as [28],

$$\Omega_{eADE}(a) = \frac{\rho_{eADE}}{\rho_{tot}} = 2f_c \frac{(c_s^2 + 1)^2 - (w_{eADE} + 1)^2}{(c_s^2 + 1)^2} \quad (2)$$

where $f_c = \frac{\rho_{eADE}(a_c)}{\rho_{tot}(a_c)}$ means the contribution of eADE at a_c .

The pressure of the eADE can be given from $P_{eADE} = w_{eADE}\rho_{eADE}$. From Eq. 1 and Eq. 2, the P_{eADE} can be written naturally as

$$P_{eADE} = \frac{6H^2 f_c (c_s^2 + 1)^2 - (w_{eADE} + 1)^2}{8\pi G (c_s^2 + 1)^2} w_{eADE}. \quad (3)$$

The c_s^2 is the sound speed, defined as

$$c_s^2 \equiv \frac{\dot{P}_{eADE}}{\dot{\rho}_{eADE}} = \dot{w}_{eADE}. \quad (4)$$

Since the only parametrization of w_{eADE} can be given by the cosmological observation and the value of $c_s^2 \approx 1$, we fix c_s^2 to be 1 in the next. So the Ω_{eADE} and P_{eADE} can be rewritten as,

$$\Omega_{eADE}(a) \stackrel{c_s^2=1}{=} f_c \left[2 - \frac{(w_{eADE}(a) + 1)^2}{2} \right]. \quad (5)$$

We will use global fitting to give the numerical value of this parameter later. Since the eADE model has a main effect in the early Universe around a_c , we can see the Ω_{eADE} is equal to zero when $a = 1$ in nowadays.

The pressure term can be shown as,

$$P_{eADE} \stackrel{c_s^2=1}{=} \frac{6H^2 f_c}{8\pi G} (-2\xi^3 + \xi^2 + 2\xi^1 - \xi^0), \quad (6)$$

where $\xi(a) = 2^{-\frac{ac}{2a}}$. It can give a polynomial of the ξ , and the order of ξ in pressure can be shown as a group with 3, 2, 1, and 0 naturally. And when $a = 1$, the pressure value of the eADE is equal to zero. It shows the effect of the P_{eADE} is the same as the matter in the late time Universe.

Now we discuss the perturbation part of this model. The $\dot{\rho}_{eADE}$ can be calculated as $\delta\rho_{eADE} = \delta_{eADE}\rho_{eADE}$, where δ_{eADE} is the density contrast. Thus, the δP_{eADE} can be given by

$$\delta P_{eADE} = (w_{eADE}\delta_{eADE} + \delta w_{eADE})\rho_{eADE}. \quad (7)$$

We consider

$$\delta w_{eADE} = (c_s^2 - w_{eADE})\delta_{eADE}. \quad (8)$$

The quantity δw_{eADE} is the spatial fluctuations in the equation of state, so the pressure fluctuation in Eq.7 can be rewritten as

$$\delta P_{eADE} = \delta\rho_{eADE}c_s^2. \quad (9)$$

Equation of state fluctuations can arise from temporal variations in the background equation of state through a general coordinate.

We present the next calculation in the synchronous gauge and consider the corresponding velocities of the dark fluid as θ_{eADE} . The conservation equations then become

$$\dot{\delta}_{eADE} = -(1 + w_{eADE})(\theta_{eADE} + \frac{\dot{h}}{2}) - 3\frac{\dot{a}}{a}(c_s^2 - w_{eADE})\delta_{eADE} - k\theta_{eADE}, \quad (10)$$

$$\dot{\theta}_{eADE} = \frac{\dot{a}}{a}(2w_{eADE} - 1)\theta_{eADE} - \frac{\dot{w}_{eADE}}{1 + w_{eADE}}\theta_{eADE} + \frac{c_s^2 k^2}{a^2(1 + w_{eADE})}\delta_{eADE}, \quad (11)$$

where k is the k -space unit vector, h is the metric perturbation in the Fourier space [29] and $\theta_{eADE} = 0$ in the rest frame of this dark fluid.

III. PHENOMENA OF THE EXPONENTIAL ACOUSTIC DARK ENERGY

In this section, we present our global fitting results by running the Markov Chain Monte Carlo (MCMC). We modified the public code of **CAMB**[33] and **CosmoMC** program [34] with the model and the data of CMB + BAO + H_0 + SN. For the dataset of

TABLE II. Priors for cosmological parameters in the exponential acoustic dark energy model.

Parameter	Prior
Model parameter $\log(a_c)$	$-10.0 \leq \log(a_c) \leq -3.0$
Model parameter f_c	$0 \leq f_c \leq 1$
Baryon density parameter	$0.5 \leq 100\Omega_b h^2 \leq 10$
CDM density parameter	$0.1 \leq 100\Omega_c h^2 \leq 99$
Optical depth	$0.01 \leq \tau \leq 0.8$
$\frac{\text{Sound horizon}}{\text{Angular diameter distance}}$	$0.5 \leq 100\theta_{MC} \leq 10$
Scalar power spectrum amplitude	$2 \leq \ln(10^{10} A_s) \leq 4$
Spectral index	$0.8 \leq n_s \leq 1.2$

CMB, we considered temperature fluctuation from *Planck 2018* with `Planck_highl_TTTEEE`, `Planck_lowl_EE`, `Planck_lowl_TT`, `Planck_lensing` polarization [35–39]. The baryon acoustic oscillation (BAO) data include 6dF Galaxy Survey [40] and the Sloan Digital Sky Survey [41, 42] in our global fitting. The Hubble Space Telescope (HST) observational result [43] also was used as the single data point of the Hubble constant $H_0 = 74.03^{+1.42}_{-1.42}$. In addition, the 1048 type Ia supernovae data points in our fitting come from the latest Pantheon dataset in 2018 [44].

The prior of the free parameters were set in Table II. We opened the bound of parameter f_c from 0 to 1. For the limitation of the parameter a_c , we select $\log(a_c)$ to do the global fitting.

We present our fitting result of the marginalized 1D and 2D posterior distributions in Fig. 1. In this figure, the blue color means the Λ CDM, and the red color present our eADE model with two additional free parameters ($\log(a_c)$ and f_c). The result shows that the best-fitting value of $\log(a_c)$ equal to $-3.41^{+0.29}_{-0.12}$ ($-3.41^{+0.40}_{-0.82}$) in 68% (95%) C.L.. The model parameter f_c have the best-fitting result $0.16^{+0.40}_{-0.05}$ in 68% C.L.. Since the eADE will back to Λ CDM when f_c back to zero. This result has the lower bound larger than 0.011 in 68% C.L., which means the eADE model can be distinguished with Λ CDM larger than one sigma.

The Table. III also gives the fitting result of the Baryon density parameter Ω_b and the cold dark matter density parameter Ω_c , the χ^2 results of the Λ CDM and the eADE model.

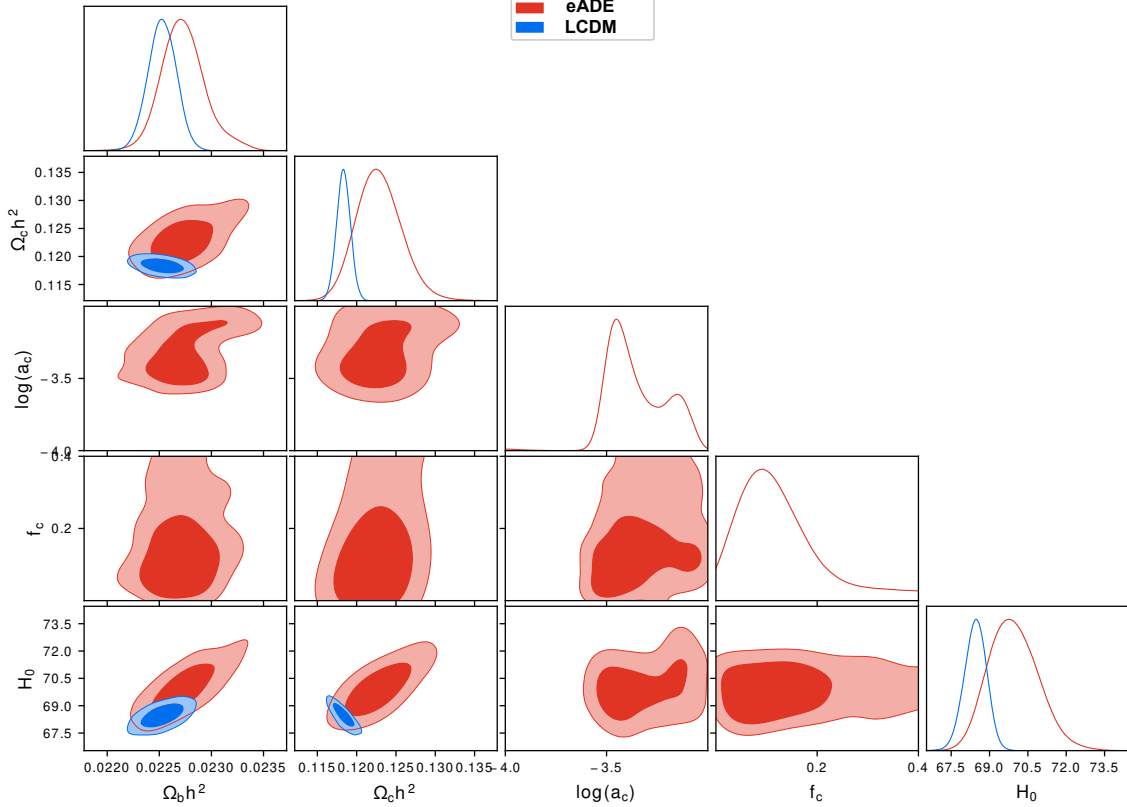


FIG. 1. One and two-dimensional distributions of $\Omega_b h^2$, $\Omega_c h^2$, $\log(a_c)$, f_c and H_0 , where the contour lines represent 68% and 95% C.L., respectively.

Since $a_c \approx a_{eq}$, the eADE plays an important role in the CMB acoustic peaks. In the time of a_c , the CMB was impacted by eADE and radiation maximally. And later the eADE redshifts faster than the radiation, it makes the value of $\Omega_c h^2$ higher than the normal case. For the same reason, the eADE model has a larger value of tilt n_s and Ω_b compared with Λ CDM.

The χ^2 value of eADE is 3853.93, which is smaller than the result in Λ CDM (3858.21). The difference between the χ^2 is 4.28. Since there are two additional free parameters for eADE model, we consider the Akaike Information Criterion (AIC) [46] to the statistical analyse and compare the two models.

The AIC estimator can be expressed by

$$AIC \equiv -2 \ln L_{max} + 2k \quad (12)$$

where $L_{max} \equiv p(d|\theta_{max}, M)$ is the maximum likelihood value and k at here is the number of free parameters for model. Since $\chi^2 = -2 \ln L_{max}$ and our eADE model just has two

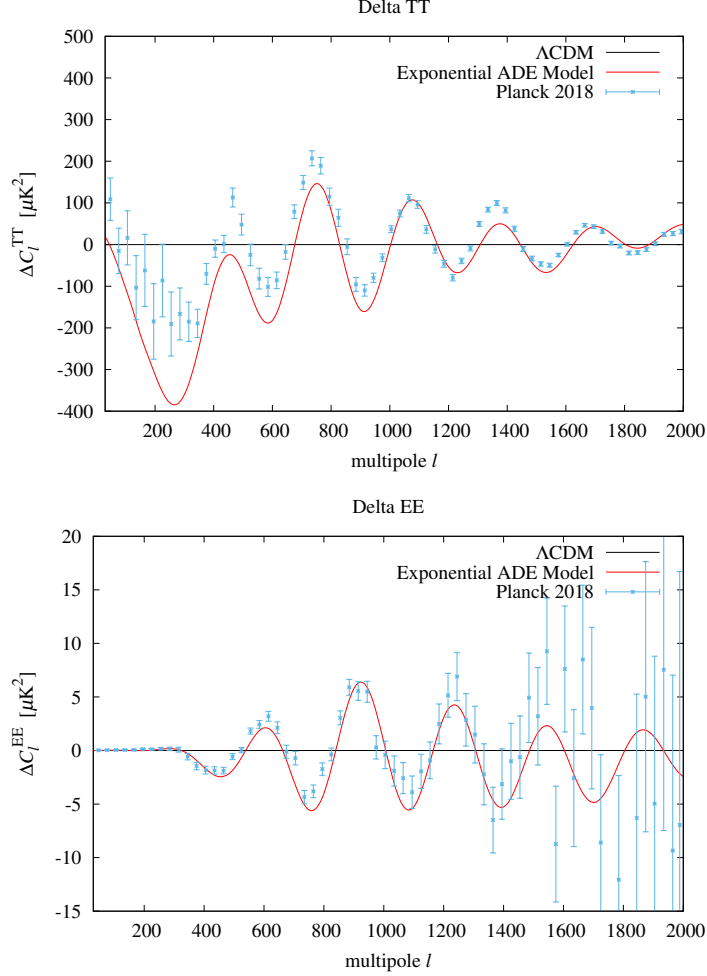


FIG. 2. The ΔC_l is the change between the eADE model and the Λ CDM for the CMB power spectra, where the value of $\log(a_c)$ and f_c are same with the best-fit result in Table.III. The eADE model is illustrated by the red line, which almost coincides with the black one from Λ CDM, while the Planck 2018 dataset with blue points are closer to the line of eADE than Λ CDM.

additional free parameters, we can get $\Delta AIC = \Delta AIC_{\Lambda CDM} - \Delta AIC_{eADE} = 0.28$ in the CMB+ H_0 +BAO+SN dataset. The value for ΔAIC shows a preference for the eADE model compared to the Λ CDM model [47], and consistent with our conclusion from the difference of χ^2 in the global fitting.

There is a remarkable result for the Hubble parameter H_0 . Compared with Λ CDM, the H_0 in eADE model equal to $71.65^{+1.62}_{-4.4}$ in 68% C.L.. And the result of H_0 value in Λ CDM is $68.45^{+0.46}_{-0.41}$ in 68% C.L.. and it shows that the eADE model can release the Hubble tension. How the eADE can release the H_0 tension? At the background level, the addition of eADE can lead to a larger value of the total energy density before the recombination. This will

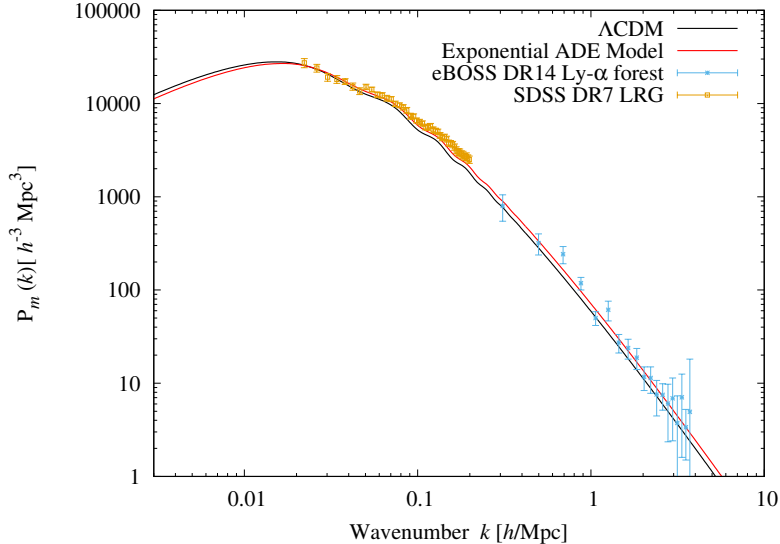


FIG. 3. Matter power spectra for the Λ CDM and the eADE model with data points in different scales. The Ly- α data from eBOSS clustering on the small scales, and SDSS Luminous Red Galaxy(LRG) clustering on the intermediate scales.

give a smaller value of the sound horizon r_s and a shorter expanding history before this recombination. Once the precise angular given by CMB measurements, the inverse distance ladder scale will be reduced and this will lead to the rise of H_0 .

We can see the difference between eADE and Λ CDM for TT mode and EE mode of the CMB power spectra in Fig. 2. The observational data points of CMB come from Planck 2018[36]. In the TT mode, eADE has a smaller value in the first peak and the second peak before $l < 500$, same with the ADE result. The EE mode from Planck measurement is still too noisy in the high l . The eADE can fit the data much better than Λ CDM in $l < 1500$.

In the Fig. 3, we can compare the eADE and Λ CDM in matter power spectra with different observations. The Luminous Red Galaxy (LRG) data come from SDSS DR7 [48], which in the redshift between 0.6 and 1.0 and have a smaller difference to eADE than Λ CDM especially at high wavenumber k [h/Mpc]. On the small scale, we compared the two model in the eBOSS DR14 Ly- α forest data [45]. The center value of the Ly- α data point prefers eADE in high k [h/Mpc]. Since the errorbar of the Ly- α forest dataset is still too large, we can not give a clear distinguishment for the eADE and the Λ CDM in matter power spectra.

TABLE III. Fitting results for the eADE and Λ CDM, where the limits are given at 68% and 95% C.L., respectively.

Parameter	eADE (68% C.L.)	eADE (95% C.L.)	Λ CDM (68% C.L.)	Λ CDM (95% C.L.)
$\Omega_b h^2$	$0.02273^{+0.00018}_{-0.00022}$	$0.02273^{+0.00046}_{-0.00041}$	0.02253 ± 0.00014	$0.02253^{+0.00026}_{-0.00027}$
$\Omega_c h^2$	$0.1228^{+0.0026}_{-0.0030}$	$0.1228^{+0.0058}_{-0.0055}$	0.11833 ± 0.00088	$0.1183^{+0.0018}_{-0.0017}$
$100\theta_{MC}$	$1.04067^{+0.00042}_{-0.00038}$	$1.04067^{+0.00073}_{-0.00081}$	1.04117 ± 0.00029	$1.04117^{+0.00057}_{-0.00058}$
τ	$0.0589^{+0.0072}_{-0.0083}$	$0.059^{+0.016}_{-0.015}$	0.0580 ± 0.0074	$0.058^{+0.015}_{-0.014}$
$\log(a_c)$	$-3.41^{+0.29}_{-0.12}$	$-3.41^{+0.40}_{-0.82}$	—	—
f_c	$0.16^{+0.40}_{-0.05}$	< 0.565	—	—
$\ln(10^{10} A_s)$	3.061 ± 0.016	$3.061^{+0.033}_{-0.031}$	3.049 ± 0.015	$3.049^{+0.029}_{-0.028}$
n_s	0.9771 ± 0.0058	$0.977^{+0.011}_{-0.011}$	0.9693 ± 0.0036	$0.9693^{+0.0070}_{-0.0072}$
H_0	$71.65^{+1.62}_{-4.4}$	$71.65^{+1.8}_{-4.4}$	$68.45^{+0.46}_{-0.41}$	$68.45^{+0.82}_{-0.88}$
σ_8	0.827 ± 0.011	$0.827^{+0.021}_{-0.021}$	$0.8156^{+0.0083}_{-0.0066}$	$0.816^{+0.015}_{-0.015}$
$\chi^2_{best-fit}$	3853.93		3858.21	
$\Delta\chi^2_{best-fit}$	-4.28		0	

IV. CONCLUSIONS

In this work, we introduced a perfect dark fluid, named exponential acoustic dark energy as a good candidate to release the H_0 tension. The eADE model was defined with a special exponential form of the equation of state and the sound speed, the model effective, especially in the matter-radiation equivalent time.

We showed the background evolution and the linear perturbation of the eADE model and did the MCMC global fitting with the recent observational data which include the Planck, SDSS, HST, and Pantheon. From this simulation, the eADE model has benefit to release the H_0 tension with the result of $H_0 = 71.65^{+1.62}_{-4.4}$ which contrasted with the $H_0 = 68.45^{+0.46}_{-0.41}$ in Λ CDM at 68% C.L.. The fitting result of eADE present a smaller χ^2 ($\chi^2_{eADE} = 3853.93$) than the Λ CDM ($\chi^2_{\Lambda CDM} = 3858.21$). The AIC analyse also conformed this result with $\Delta AIC_{\Lambda CDM-eADE} = 0.28$.

We also did the comparison with Λ CDM and different measurements in the CMB power spectra and the matter power spectra. The result also prefers our eADE model to Λ CDM

in small scale structure.

ACKNOWLEDGMENTS

Thanks for the support from the CQUeST, Sogang University.

Thank Prof. G. Tasinato for the inspirer. Thanks to Prof. X. Zhang and Dr. S. Ni in the Northeastern University for part of the numerical calculations running by the workstation of their group. Thanks to my laptop, it took on many MCMC jobs that did not belong to it in the isolation yea

-
- [1] A. G. Riess *et al.* [Supernova Search Team], *Astron. J.* **116**, 1009 (1998).
 - [2] S. Perlmutter *et al.* [Supernova Cosmology Project Collaboration], *Astrophys. J.* **517**, 565 (1999).
 - [3] E. J. Copeland, M. Sami and S. Tsujikawa, *Int. J. Mod. Phys. D* **15**, 1753 (2006).
 - [4] A. G. Riess, S. Casertano, W. Yuan, L. M. Macri and D. Scolnic, *Astrophys. J.* **876**, no.1, 85 (2019) doi:10.3847/1538-4357/ab1422 [arXiv:1903.07603 [astro-ph.CO]].
 - [5] N. Aghanim *et al.* [Planck], *Astron. Astrophys.* **641**, A6 (2020) doi:10.1051/0004-6361/201833910 [arXiv:1807.06209 [astro-ph.CO]].
 - [6] K. C. Wong, S. H. Suyu, G. C. F. Chen, C. E. Rusu, M. Millon, D. Sluse, V. Bonvin, C. D. Fassnacht, S. Taubenberger and M. W. Auger, *et al.* *Mon. Not. Roy. Astron. Soc.* **498**, no.1, 1420-1439 (2020) doi:10.1093/mnras/stz3094 [arXiv:1907.04869 [astro-ph.CO]].
 - [7] H. Gil-Marín, W. J. Percival, L. Verde, J. R. Brownstein, C. H. Chuang, F. S. Kitaura, S. A. Rodríguez-Torres and M. D. Olmstead, *Mon. Not. Roy. Astron. Soc.* **465**, no.2, 1757-1788 (2017) doi:10.1093/mnras/stw2679 [arXiv:1606.00439 [astro-ph.CO]].
 - [8] M. Wyman, D. H. Rudd, R. A. Vanderveld and W. Hu, *Phys. Rev. Lett.* **112**, no.5, 051302 (2014) doi:10.1103/PhysRevLett.112.051302 [arXiv:1307.7715 [astro-ph.CO]].
 - [9] C. Dvorkin, M. Wyman, D. H. Rudd and W. Hu, *Phys. Rev. D* **90**, no.8, 083503 (2014) doi:10.1103/PhysRevD.90.083503 [arXiv:1403.8049 [astro-ph.CO]].
 - [10] B. Leistedt, H. V. Peiris and L. Verde, *Phys. Rev. Lett.* **113**, 041301 (2014) doi:10.1103/PhysRevLett.113.041301 [arXiv:1404.5950 [astro-ph.CO]].

- [11] P. A. R. Ade *et al.* [Planck], *Astron. Astrophys.* **594**, A14 (2016) doi:10.1051/0004-6361/201525814 [arXiv:1502.01590 [astro-ph.CO]].
- [12] J. Lesgourgues, G. Marques-Tavares and M. Schmaltz, *JCAP* **02**, 037 (2016) doi:10.1088/1475-7516/2016/02/037 [arXiv:1507.04351 [astro-ph.CO]].
- [13] M. Drewes, T. Lasserre, A. Merle, S. Mertens, R. Adhikari, M. Agostini, N. A. Ky, T. Araki, M. Archidiacono and M. Bahr, *et al.* *JCAP* **01**, 025 (2017) doi:10.1088/1475-7516/2017/01/025 [arXiv:1602.04816 [hep-ph]].
- [14] E. Di Valentino, A. Melchiorri and J. Silk, *Phys. Lett. B* **761**, 242-246 (2016) doi:10.1016/j.physletb.2016.08.043 [arXiv:1606.00634 [astro-ph.CO]].
- [15] N. Canac, G. Aslanyan, K. N. Abazajian, R. Easther and L. C. Price, *JCAP* **09**, 022 (2016) doi:10.1088/1475-7516/2016/09/022 [arXiv:1606.03057 [astro-ph.CO]].
- [16] L. Feng, J. F. Zhang and X. Zhang, *Eur. Phys. J. C* **77**, no.6, 418 (2017) doi:10.1140/epjc/s10052-017-4986-3 [arXiv:1703.04884 [astro-ph.CO]].
- [17] I. M. Oldengott, T. Tram, C. Rampf and Y. Y. Y. Wong, *JCAP* **11**, 027 (2017) doi:10.1088/1475-7516/2017/11/027 [arXiv:1706.02123 [astro-ph.CO]].
- [18] L. Lancaster, F. Y. Cyr-Racine, L. Knox and Z. Pan, *JCAP* **07**, 033 (2017) doi:10.1088/1475-7516/2017/07/033 [arXiv:1704.06657 [astro-ph.CO]].
- [19] C. D. Kreisch, F. Y. Cyr-Racine and O. Doré, *Phys. Rev. D* **101**, no.12, 123505 (2020) doi:10.1103/PhysRevD.101.123505 [arXiv:1902.00534 [astro-ph.CO]].
- [20] H. L. Li, J. F. Zhang and X. Zhang, *Commun. Theor. Phys.* **72**, no.12, 125401 (2020) doi:10.1088/1572-9494/abb7c9 [arXiv:2005.12041 [astro-ph.CO]].
- [21] M. Zhang, J. F. Zhang and X. Zhang, *Commun. Theor. Phys.* **72**, 125402 (2020) doi:10.1088/1572-9494/abbb84 [arXiv:2005.04647 [astro-ph.CO]].
- [22] W. Hu and M. J. White, *Astrophys. J.* **471**, 30-51 (1996) doi:10.1086/177951 [arXiv:astro-ph/9602019 [astro-ph]].
- [23] M. Raveri, W. Hu, T. Hoffman and L. T. Wang, *Phys. Rev. D* **96**, no.10, 103501 (2017) doi:10.1103/PhysRevD.96.103501 [arXiv:1709.04877 [astro-ph.CO]].
- [24] V. Poulin, T. L. Smith, T. Karwal and M. Kamionkowski, *Phys. Rev. Lett.* **122**, no.22, 221301 (2019) doi:10.1103/PhysRevLett.122.221301 [arXiv:1811.04083 [astro-ph.CO]].
- [25] M. X. Lin, G. Benevento, W. Hu and M. Raveri, *Phys. Rev. D* **100**, no. 6, 063542 (2019) doi:10.1103/PhysRevD.100.063542 [arXiv:1905.12618 [astro-ph.CO]].

- [26] M. X. Lin, W. Hu and M. Raveri, Phys. Rev. D **102**, 123523 (2020) doi:10.1103/PhysRevD.102.123523 [arXiv:2009.08974 [astro-ph.CO]].
- [27] C. Armendariz-Picon, V. F. Mukhanov and P. J. Steinhardt, Phys. Rev. D **63**, 103510 (2001) doi:10.1103/PhysRevD.63.103510 [arXiv:astro-ph/0006373 [astro-ph]].
- [28] V. Poulin, T. L. Smith, D. Grin, T. Karwal and M. Kamionkowski, Phys. Rev. D **98**, no.8, 083525 (2018) doi:10.1103/PhysRevD.98.083525 [arXiv:1806.10608 [astro-ph.CO]].
- [29] C. P. Ma and E. Bertschinger, Astrophys. J. **455**, 7 (1995).
- [30] V. Poulin, T. L. Smith, T. Karwal and M. Kamionkowski, Phys. Rev. Lett. **122**, no.22, 221301 (2019) doi:10.1103/PhysRevLett.122.221301 [arXiv:1811.04083 [astro-ph.CO]].
- [31] C. Gordon and W. Hu, Phys. Rev. D **70**, 083003 (2004) doi:10.1103/PhysRevD.70.083003 [astro-ph/0406496].
- [32] J. C. Hill, E. McDonough, M. W. Toomey and S. Alexander, arXiv:2003.07355 [astro-ph.CO].
- [33] A. Lewis, A. Challinor and A. Lasenby, Astrophys. J. **538**, 473 (2000)
- [34] A. Lewis and S. Bridle, Phys. Rev. D **66**, 103511 (2002)
- [35] N. Aghanim *et al.* [Planck], Astron. Astrophys. **641**, A6 (2020) doi:10.1051/0004-6361/201833910 [arXiv:1807.06209 [astro-ph.CO]].
- [36] N. Aghanim *et al.* [Planck], Astron. Astrophys. **641**, A5 (2020) doi:10.1051/0004-6361/201936386 [arXiv:1907.12875 [astro-ph.CO]].
- [37] Y. Akrami *et al.* [Planck], Astron. Astrophys. **641**, A9 (2020) doi:10.1051/0004-6361/201935891 [arXiv:1905.05697 [astro-ph.CO]].
- [38] Y. Akrami *et al.* [Planck], Astron. Astrophys. **641**, A10 (2020) doi:10.1051/0004-6361/201833887 [arXiv:1807.06211 [astro-ph.CO]].
- [39] N. Aghanim *et al.* [Planck], Astron. Astrophys. **641**, A8 (2020) doi:10.1051/0004-6361/201833886 [arXiv:1807.06210 [astro-ph.CO]].
- [40] F. Beutler, C. Blake, M. Colless, D. H. Jones, L. Staveley-Smith, L. Campbell, Q. Parker, W. Saunders and F. Watson, Mon. Not. Roy. Astron. Soc. **416**, 3017-3032 (2011) doi:10.1111/j.1365-2966.2011.19250.x [arXiv:1106.3366 [astro-ph.CO]].
- [41] A. J. Ross, L. Samushia, C. Howlett, W. J. Percival, A. Burden and M. Manera, Mon. Not. Roy. Astron. Soc. **449**, no.1, 835-847 (2015) doi:10.1093/mnras/stv154 [arXiv:1409.3242 [astro-ph.CO]].
- [42] S. Alam *et al.* [BOSS], Mon. Not. Roy. Astron. Soc. **470**, no.3, 2617-2652 (2017)

- doi:10.1093/mnras/stx721 [arXiv:1607.03155 [astro-ph.CO]].
- [43] A. G. Riess, S. Casertano, W. Yuan, L. M. Macri and D. Scolnic, *Astrophys. J.* **876**, no.1, 85 (2019) doi:10.3847/1538-4357/ab1422 [arXiv:1903.07603 [astro-ph.CO]].
- [44] D. M. Scolnic, D. O. Jones, A. Rest, Y. C. Pan, R. Chornock, R. J. Foley, M. E. Huber, R. Kessler, G. Narayan and A. G. Riess, *et al.* *Astrophys. J.* **859**, no.2, 101 (2018) doi:10.3847/1538-4357/aab9bb [arXiv:1710.00845 [astro-ph.CO]].
- [45] B. Abolfathi *et al.* [SDSS], *Astrophys. J. Suppl.* **235**, no.2, 42 (2018) doi:10.3847/1538-4365/aa9e8a [arXiv:1707.09322 [astro-ph.GA]].
- [46] H. Akaike, “A new look at the statistical model identification,” *IEEE Trans. Autom. Control* **19**, 716 (1974)
- [47] F. Arevalo, A. Cid and J. Moya, *Eur. Phys. J. C* **77**, no.8, 565 (2017) doi:10.1140/epjc/s10052-017-5128-7 [arXiv:1610.09330 [astro-ph.CO]].
- [48] B. A. Reid, W. J. Percival, D. J. Eisenstein, L. Verde, D. N. Spergel, R. A. Skibba, N. A. Bahcall, T. Budavari, M. Fukugita and J. R. Gott, *et al.* *Mon. Not. Roy. Astron. Soc.* **404**, 60-85 (2010) doi:10.1111/j.1365-2966.2010.16276.x [arXiv:0907.1659 [astro-ph.CO]].