

Analysis of Cluster Randomized Trials of Infectious Diseases: Effect Heterogeneity, Noncompliance, and Spillover Effects

Chan Park* and Hyunseung Kang†

Department of Statistics, University of Wisconsin–Madison

Abstract

Cluster randomized trials (CRTs) are a popular design to study the effect of interventions in infectious disease settings. However, standard analysis of CRTs often overlooks the joint presence of (i) effect heterogeneity, (ii) noncompliance, and (iii) spillover effects. This paper tackles two problems that arise when (i)-(iii) are present. First, we present a method to estimate the overall and heterogeneous intent-to-treat effect without imposing parametric modeling assumptions. Second, we propose a novel method to bound the spillover effect among never-takers by combining linear programming and risk minimization. We conclude by reanalyzing a CRT studying the effect of face masks and hand sanitizers on transmission of influenza at Hong Kong.

Keywords — Cluster randomized trials, Effect heterogeneity, Infectious diseases, Intent-to-treat effect, Noncompliance, Spillover effects

*chan.park@wisc.edu †hyunseung@stat.wisc.edu

1 Introduction

1.1 Motivation: Cluster Randomized Trials in Infectious Disease Settings

In studies of infectious diseases, cluster randomized trials (CRTs) are a popular experimental design to study the effect of interventions where an entire cluster of individuals, usually households or villages, are randomized to treatment or control (Miguel and Kremer, 2004; Cowling et al., 2009; Canini et al., 2010; Stebbins et al., 2011; MacIntyre et al., 2011; Aiello et al., 2012; Devoto et al., 2012). CRTs are preferred if (i) clusters occur naturally and individuals in clusters interact to affect each other’s outcomes or (ii) the planned intervention is designed to be implemented at the cluster-level and/or individual-level intervention is practically infeasible. For example, Cowling et al. (2009) ran a CRT to study the effect of giving away free face masks and hand sanitizers on controlling the spread of the influenza A or B virus during the 2008 interpandemic influenza period in HongKong; this is the period before the 2009-2010 swine flu pandemic in Hong Kong. Because individuals were naturally clustered into households, the study randomly assigned treatment at the household level where some households received free face masks and hand sanitizers (i.e. the treated group) and other households did not receive them (i.e. the control group).

When analyzing data from CRTs in infectious disease settings, investigators primarily focus on the overall intent-to-treat (ITT) effect, usually with a mixed effects model to adjust for pre-treatment covariates and intra-correlations within clusters; the overall ITT effect is the population average effect of the cluster-level treatment on the outcome (see Section 2.4 for details). For example, the Hong Kong study above analyzed the overall ITT effect of giving free masks and hand sanitizers on reducing flu cases and adjusted for pre-treatment covariates such as age, sex, and vaccine history through a logistic mixed-effects regression model. While simple, the overall ITT effect may give a limited picture about the true effectiveness of interventions for the following reasons.

1. *Effect heterogeneity*: The ITT effect may be heterogeneous among individuals in a cluster. For example, in the Hong Kong study, giving masks and hand sanitizers may be more effective among older individuals in a household compared to younger individuals and the overall ITT effect may mask this variation in the ITT effect.

2. *Noncompliance*: Individuals may not comply to the cluster-level randomized treatment. For example, the Hong Kong study reported that only 27% to 47% of members in the treated clusters actually used the free masks that were given to them. Under noncompliance, the overall ITT effect would only reveal the effect of *giving* free masks, but not the effect of actually *wearing* face masks as a method of infection control. In the worst case, the overall ITT effect may be close to zero not because masks or hand sanitizers are ineffective, but because very few people actually used them.
3. *Spillover effects*: Individuals interact with each other in a cluster and their noncompliant behaviors may affect others' outcomes; the latter phenomena is known as interference (Cox, 1958; Rubin, 1986). In the Hong Kong study, due to noncompliance, some individuals in the treated households did not use face masks or hand sanitizers, potentially exposing themselves to flu. However, those who used masks regularly may have protected themselves and protected peers who did not wear them through a form of herd immunity; in causal inference, the former effect is called the direct effect and the latter effect is called the spillover effect (Sobel, 2006; Hudgens and Halloran, 2008; Tchetgen Tchetgen and VanderWeele, 2012). When both direct and spillover effects are plausible, it's unclear whether the overall ITT effect measures the direct effect, the spillover effect, or possibly neither. Critically, the relative magnitude between the direct and spillover effects may have different implications for public health.

CRTs in development economics (Miguel and Kremer, 2004; Devoto et al., 2012) also face these issues; see the supplementary materials for a selective review of CRTs with these issues. More broadly, when facing these issues jointly in a CRT, conducting proper statistical analysis is critical to ensure that the public health recommendations are sound.

1.2 Prior Works and Our Contributions

There is a rich literature on effect heterogeneity, noncompliance, and spillover effects. But, these topics are often studied in isolation, making it challenging to study CRTs that have all three phenomena simultaneously. For example, recent literature on heterogeneous treatment effects (Athey and Imbens, 2016; Chernozhukov et al., 2018; Athey et al., 2019; Ding et al., 2019) often assume that interference, noncompliance, or both are absent; see Dorie et al. (2019) for a recent review.

Literature on noncompliance in CRTs (Frangakis et al., 2002; Small et al., 2008; Jo et al., 2008; Imai et al., 2009; Middleton and Aronow, 2015; Kang and Keele, 2018) typically assume that spillover effects are not present. Finally, literature on interference (Hong and Raudenbush, 2006; Sobel, 2006; Rosenbaum, 2007; Hudgens and Halloran, 2008; Tchetgen Tchetgen and VanderWeele, 2012; Liu and Hudgens, 2014; Perez-Heydrich et al., 2014; van der Laan, 2014; Liu et al., 2016; Aronow and Samii, 2017; Barkley et al., 2017; Choi, 2017; Eckles et al., 2017; Ogburn et al., 2017; Sävje et al., 2017; Athey et al., 2018; Basse and Feller, 2018; Liu et al., 2019; Forastiere et al., 2020) mainly focuses on identifying and estimating average network causal effects, often assuming full compliance.

Some recent work have begun tackling problems that arise at the intersection of effect heterogeneity, noncompliance, and/or interference. Forastiere et al. (2016) studied interference and noncompliance in CRTs under a Bayesian framework. Kang and Imbens (2016) and Imai et al. (2020) studied interference and noncompliance in multi-level randomized experiments. Bargagli-Stoffi et al. (2020) studied effect heterogeneity under interference in randomized experiments with perfect compliance. Finally, Kang and Keele (2018) and Kilpatrick et al. (2020) studied identification of treatment effects in CRTs when both treatment spillovers and noncompliance are present.

Our contribution to the literature is to address two specific problems that arise at the intersection of these phenomena and are summarized below.

1. First, we study estimation of overall and heterogeneous ITT effects without imposing parametric modeling assumptions, say based on logistic or Normal mixed effect models, or without dividing the sample to conduct a subgroup analysis for heterogeneous effects. Our proposed method is not entirely new, as it extends a nonparametric, regression-esque method in Ding et al. (2019) to CRTs. Our modest contributions are to (i) propose estimators that are invariant to affine transformations of the outcome and (ii) to show that the estimators have desirable asymptotic properties even when the cluster size is growing to infinity; often, asymptotic arguments in CRTs assume the cluster size is bounded. We briefly discuss (ii)’s practical relevance in Section 3.
2. Second, we present a novel method to bound the spillover effect among never-takers (NTs), again without imposing any parametric modeling assumptions. Briefly, in a CRT with non-

compliance, NTs are individuals who never take/use/receive the treatment regardless of the randomized assignment. In the Hong Kong study, NTs are those who would not wear masks or use hand sanitizers regardless of whether they were provided for free or not. In CRTs of vaccines, NTs could be individuals who refuse to get vaccinated or are immunocompromised to get the vaccine. Under interference, the NTs' outcome may vary according to his/her peers' treatment used status. For example, in a vaccine study, NTs may be protected by their peers who got vaccinated; this protective effect is the spillover effect among NTs and is formally defined in Section 2.4.

Because point-identification of this spillover effect is impossible in CRTs (Kang and Keele, 2018), our method generates bounds by combining linear programming (LP) and risk minimization from supervised machine learning where a trained classifier from risk minimization shrinks the LP bounds for the spillover effect. We show that our bounds are sharp and present consistent estimators of them. We also briefly discuss a heuristic resampling algorithm to construct confidence sets for bounds.

2 Setup

2.1 Review: Notation

Let J be the number of clusters and let each cluster be indexed by $j = 1, \dots, J$. Let n_j be the number of individuals in cluster j where each individual is indexed by $i = 1, \dots, n_j$. Let $N = \sum_{j=1}^J n_j$ be the total number of individuals in the study. Let $Z_j \in \{0, 1\}$ be the treatment assignment of cluster j where $Z_j = 1$ denotes that cluster j was assigned to treatment and $Z_j = 0$ denotes that cluster j was assigned to control. Let $D_{ji} \in \{0, 1\}$ be the observed treatment receipt/usage status of individual i in cluster j where $D_{ji} = 1$ indicates that individual i used/took the treatment and $D_{ji} = 0$ otherwise. Unlike Z_j , there is an extra subscript i in D_{ji} because the decision to take the treatment randomized at the cluster-level occurs at the individual level. Let $Y_{ji} \in \mathbb{R}$ be the observed outcome of individual i in cluster j . In the Hong Kong study, Z_j represents giving away free masks and hand sanitizers to households, with $Z_j = 1$ if household j got free masks and hand sanitizers and $Z_j = 0$ if household j did not get them. D_{ji} represents whether an individual in a household is using these items, with $D_{ji} = 1$ if the individual used the

masks and/or hand sanitizers and $D_{ij} = 0$ if the individual did not use them. Y_{ji} is the influenza status of an individual, with $Y_{ji} = 1$ if the individual did not contract the flu and $Y_{ji} = 0$ if the individual contracted the flu. Finally, let $\mathbf{X}_{ji} \in \mathbb{R}^p$ be p -dimensional pre-treatment covariates of individual i in cluster j .

We introduce two operators on tensors, the sample mean operator \mathcal{M} and the sample covariance operator \mathcal{V} . Let $\mathcal{S} = \{\mathcal{S}_1, \dots, \mathcal{S}_J\}$ and $\mathcal{T} = \{\mathcal{T}_1, \dots, \mathcal{T}_J\}$ be collections of $k_1 \times k_2$ matrices where the ℓ th column of \mathcal{S}_j and \mathcal{T}_j are denoted as $\mathbf{s}_{j\ell} \in \mathbb{R}^{k_1}$ and $\mathbf{t}_{j\ell} \in \mathbb{R}^{k_1}$, respectively, for $\ell = 1, \dots, k_2$. Then, the sample mean operator $\mathcal{M} : \{\mathbb{R}^{k_1 \times k_2}\}^{\otimes J} \rightarrow \mathbb{R}^{k_1 \times k_2}$ on set \mathcal{S} and the sample covariance operator $\mathcal{V} : \{\mathbb{R}^{k_1 \times k_2}\}^{\otimes J} \otimes \{\mathbb{R}^{k_1 \times k_2}\}^{\otimes J} \rightarrow \mathbb{R}^{k_1 k_2 \times k_1 k_2}$ on sets \mathcal{S} and \mathcal{T} are defined as

$$\mathcal{M}(\mathcal{S}) = \frac{1}{J} \sum_{j=1}^J \mathcal{S}_j, \quad \mathcal{V}(\mathcal{S}, \mathcal{T}) = \frac{1}{J-1} \sum_{j=1}^J [\text{vec}(\mathcal{S}_j) - \text{vec}\{\mathcal{M}(\mathcal{S})\}] [\text{vec}(\mathcal{T}_j) - \text{vec}\{\mathcal{M}(\mathcal{T})\}]^\top.$$

Here $\text{vec}(\mathbf{A}) = (\mathbf{a}_1^\top, \dots, \mathbf{a}_{k_2}^\top)^\top$ is the vectorization of a $k_1 \times k_2$ matrix $\mathbf{A} = [\mathbf{a}_1, \dots, \mathbf{a}_{k_2}]$ where $\mathbf{a}_\ell \in \mathbb{R}^{k_1}$ is the ℓ th column vector of \mathbf{A} . Also, we denote the covariance matrix of \mathcal{S} as $\mathcal{V}(\mathcal{S}) = \mathcal{V}(\mathcal{S}, \mathcal{S})$. When $k_2 = 1$, $\mathcal{M}(\mathcal{S})$ and $\mathcal{V}(\mathcal{S})$ reduce to the sample mean and the covariance matrix of J vectors of $\mathcal{S}_1, \dots, \mathcal{S}_J$.

Finally, for a vector \mathbf{v} , let $\mathbf{v}_{(-k)}$ be the vector \mathbf{v} with the k th index removed. For two non-random sequences a_J and b_J , $a_J = O(b_J)$ means $\limsup_{J \rightarrow \infty} |a_J/b_J| < \infty$, $a_J = o(b_J)$ means $\lim_{J \rightarrow \infty} |a_J/b_J| = 0$, and $a_J = \Theta(b_J)$ means $a_J = O(b_J)$ plus $\liminf_{J \rightarrow \infty} |a_J/b_J| > 0$.

2.2 Review: Potential Outcomes in CRTs and Interference

We use the potential outcomes notation of [Neyman \(1923\)](#) and [Rubin \(1974\)](#) to define causal effects. For each $z_j \in \{0, 1\}$, let $D_{ji}^{(z_j)}$ denote the potential treatment receipt of individual i in cluster j if cluster j were assigned to treatment z_j . The vector of potential treatment receipt in cluster j under treatment z_j is denoted as $\mathbf{D}_j^{(z_j)} = (D_{j1}^{(z_j)}, \dots, D_{jn_j}^{(z_j)})$ and the vector of potential treatment receipt in cluster j under treatment z_j that excludes individual i is denoted as $\mathbf{D}_{j(-i)}^{(z_j)} = (D_{j1}^{(z_j)}, \dots, D_{j,i-1}^{(z_j)}, D_{j,i+1}^{(z_j)}, \dots, D_{jn_j}^{(z_j)})$. Let $Y_{ji}^{(z_j, d_{ji}, \mathbf{d}_{j(-i)})}$ be the potential outcome of individual i in cluster j if cluster j were assigned to z_j , individual i 's treatment receipt were $d_{ji} \in \{0, 1\}$, and peers of individual i had treatment receipts $\mathbf{d}_{j(-i)} \in \{0, 1\}^{n_j-1}$. Let $Y_{ji}^{\langle z_j \rangle} = Y_{ji}^{(z_j, D_{ji}^{(z_j)}, \mathbf{D}_{j(-i)}^{(z_j)})}$ be the potential outcome of individual i in cluster j if cluster j were assigned to treatment z_j , individual

i 's treatment receipt were $D_{ji}^{(z_j)}$, and peers of individual i had treatment receipts $\mathbf{D}_{j(-i)}^{(z_j)}$. Finally, let $\mathcal{F}_J = \{Y_{ji}^{(z_j, d_{ji}, \mathbf{d}_{j(-i)})}, D_{ji}^{(z_j)}, \mathbf{X}_{ji} \mid z_j \in \{0, 1\}, d_{ji} \in \{0, 1\}, \mathbf{d}_{j(-i)} \in \{0, 1\}^{n_j-1}, i = 1, \dots, n_j, j = 1, \dots, J\}$ be the collection of all potential outcomes. We assume a finite population framework where \mathcal{F}_J is fixed, but unknown and only Z_j is random in the study.

We make some important remarks about the notation, especially its implications about interference. First, the potential outcome of individual i in cluster j , i.e. $Y_{ji}^{(z_j)} = Y_{ji}^{(z_j, D_{ji}^{(z_j)}, \mathbf{D}_{j(-i)}^{(z_j)})}$, is affected by the treatment receipt of everyone in cluster i , a phenomena known as partial interference (Sobel, 2006; Hudgens and Halloran, 2008). In particular, our notation for the potential outcome $Y_{ji}^{(z_j, d_{ji}, \mathbf{d}_{j(-i)})}$ is a departure from the literature on CRTs under noncompliance (Frangakis et al., 2002; Small et al., 2008; Jo et al., 2008; Imai et al., 2009; Middleton and Aronow, 2015; Kang and Keele, 2018) where the potential outcome was denoted as $Y_{ji}^{(z_j, d_{ji})}$ without the peers' treatment receipts $\mathbf{d}_{j(-i)}$. Second, because CRTs randomize treatment at the cluster-level and everyone in a cluster is assigned treatment or control, we use $D_{ji}^{(z_j)}$ instead of $D_{ji}^{(z_j, \mathbf{z}_{i(-j)})}$ for the treatment receipt; the latter notation allows the treatment assignment to vary between individuals in the same cluster, which is not a feasible intervention in a CRT. This also means that we still have four principal strata under noncompliance (Angrist et al., 1996) in our setting; see below for details. Third, the observed data and the potential outcomes are linked through the cluster-level treatment assignment Z_j , i.e. $Y_{ji} = Y_{ji}^{(1)} Z_j + Y_{ji}^{(0)} (1 - Z_j)$ and $D_{ji} = D_{ji}^{(1)} Z_j + D_{ji}^{(0)} (1 - Z_j)$.

2.3 Review: Assumptions on Noncompliance and Interference

Next, we introduce standard working assumptions found in the literature on noncompliance and interference; see Angrist et al. (1996) and Hudgens and Halloran (2008) for details.

(A1) (*Cluster Random Assignment*): m clusters are randomly assigned to treatment, i.e. $P(\mathbf{Z} = \mathbf{z} \mid \mathcal{F}_J, \mathcal{Z}_J) = \binom{J}{m}^{-1}$ where \mathcal{Z}_J is the set of allowable cluster-level treatment assignments with m treated clusters. Also, m/J is bounded away from 0 and 1 for all J .

(A2) (*Non-Zero Causal Effects of Z on D*): $N^{-1} \sum_{j=1}^J \sum_{i=1}^{n_j} \{D_{ji}^{(1)} - D_{ji}^{(0)}\} \neq 0$.

(A3) (*Network Exclusion Restriction*) For every $d_{ji} \in \{0, 1\}$ and $\mathbf{d}_{j(-i)} \in \{0, 1\}^{n_j-1}$, we have $Y_{ji}^{(1, d_{ji}, \mathbf{d}_{j(-i)})} = Y_{ji}^{(0, d_{ji}, \mathbf{d}_{j(-i)})} = Y_{ji}^{(d_{ji}, \mathbf{d}_{j(-i)})}$.

(A4) (*Monotonicity of Treatment Receipt*) For every individual i in cluster j , we have $D_{ji}^{(0)} \leq D_{ji}^{(1)}$.

(A5) (*Bounded, Monotonic Outcome*) For every individual i in cluster j , we have $0 \leq Y_{ji}^{(0)} \leq Y_{ji}^{(1)} \leq 1$.

We briefly discuss assumptions (A1)-(A5) in the Hong Kong study. Assumption (A1) is satisfied by the design of the Hong Kong study. Assumption (A2) is plausible since, as mentioned in Section 1.1, some individuals in the household ended up using face masks and hand sanitizers. Assumption (A3) states that conditional on everyone's face mask and hand sanitizer usage in cluster j , the flu status of individual i in cluster j does not depend on the initial randomized assignment; if individual i improved his/her overall hygiene not via masks or hand sanitizers and this improvement in hygiene affected his/her flu status, assumption (A3) would be violated. Assumption (A4) is often assessed by defining four subgroups of the study population, always-takers (ATs; $D_{ji}^{(0)} = D_{ji}^{(1)} = 1$), compliers (COs; $D_{ji}^{(0)} = 0$ and $D_{ji}^{(1)} = 1$), defiers (DFs; $D_{ji}^{(0)} = 1, D_{ji}^{(1)} = 0$), and never-takers (NTs; $D_{ji}^{(0)} = D_{ji}^{(1)} = 0$). In the Hong Kong study, always-takers are individuals who always use face masks and hand hygiene regardless of whether the items were offered for free or not; i.e., $D_{ji}^{(0)} = D_{ji}^{(1)} = 1$. Compliers are individuals who use face masks and hand sanitizers if they were offered for free and who do not use them if they were not offered; i.e., $D_{ji}^{(0)} = 0$ and $D_{ji}^{(1)} = 1$. Defiers are individuals who use face masks and hand sanitizers if they are not offered, but use them if they are offered; i.e., $D_{ji}^{(0)} = 1$ and $D_{ji}^{(1)} = 0$. Finally, never-takers are individuals who never use face masks and hand hygiene regardless of whether they are offered or not; i.e., $D_{ji}^{(0)} = D_{ji}^{(1)} = 0$. Under assumption (A4), there are no defiers. Finally, assumption (A5) states that the flu status of individual i (i.e the outcome) is bounded between 0 and 1 and giving free masks/hand sanitizers to households is no more harmful than not giving them, both of which are plausible; see Choi (2017) for a similar assumption. More generally, in settings where the intervention is meant to benefit an individual, the monotonicity part of (A5) is plausible. Also, as long as the outcome is bounded, one can transform the outcome into the 0-1 range to satisfy the boundedness part of (A5).

Subsequent sections will use different combinations of assumptions (A1)-(A5) to derive statistical properties of our proposed methods. Specifically, when studying ITT-related effects, we will only use assumption (A1). When studying spillover effects, we will use all assumptions (A1)-(A5).

2.4 Causal Estimands of Interest and Problem Statement

We study three causal estimands in the paper. Let $\mathcal{Y}_j^{(z)} = (J/N) \sum_{i=1}^{n_j} Y_{ji}^{(z)}$ be the scaled average of potential outcomes in cluster j under treatment arm $z \in \{0, 1\}$ and let $\mathbf{y}^{(z)} = \{\mathcal{Y}_1^{(z)}, \dots, \mathcal{Y}_J^{(z)}\}^\top$ be the collection of $\mathcal{Y}_j^{(z)}$ s across J clusters. The first estimand of interest is the overall/population average ITT effect and is defined as the average of individual ITT effects $\tau_{ji} = Y_{ji}^{(1)} - Y_{ji}^{(0)}$ for everyone in the study.

$$\tau_{\text{ITT}} = \frac{1}{N} \sum_{j=1}^J \sum_{i=1}^{n_j} \tau_{ji} = \mathcal{M}\{\mathbf{y}^{(1)}\} - \mathcal{M}\{\mathbf{y}^{(0)}\}. \quad (1)$$

In the Hong Kong study, τ_{ITT} represents the population average effect of giving free masks and hand sanitizers to households on contracting the flu and a positive τ_{ITT} would indicate that giving these items for free prevented flu cases. The second estimand is the heterogeneous ITT effect defined by covariates \mathbf{X}_{ji} . Specifically, following [Ding et al. \(2019\)](#), consider the best linear approximation of individual treatment effects τ_{ji} by \mathbf{X}_{ji} , i.e.

$$\boldsymbol{\beta}^* = \arg \min_{\boldsymbol{\beta}} \sum_{j=1}^J \sum_{i=1}^{n_j} \left(\tau_{ji} - \mathbf{X}_{ji}^\top \boldsymbol{\beta} \right)^2. \quad (2)$$

The term $\mathbf{X}_{ji}^\top \boldsymbol{\beta}^*$ in (2) is called the best linear approximation of τ_{ji} where “best” is defined as the value of $\boldsymbol{\beta}^*$ that minimizes the least squares criterion and the term $\epsilon_{ji} = \tau_{ji} - \mathbf{X}_{ji}^\top \boldsymbol{\beta}^*$ is the approximation error. As discussed in [Ding et al. \(2019\)](#), [Heckman et al. \(1997\)](#), and [Djebbari and Smith \(2008\)](#), (2) is not a modeling assumption where the outcome (or the treatment effect) must equal to $\mathbf{X}_{ji}^\top \boldsymbol{\beta}^*$ plus mean-zero error; instead, $\mathbf{X}_{ji}^\top \boldsymbol{\beta}^*$ is capturing the systematic variation in the treatment effect and there may be non-mean-zero residual variation in ϵ_{ji} that could be explained by higher-order terms of \mathbf{X}_{jis} . Let $\mathcal{Y}_{X,j}^{(z)} = (J/N) \sum_{i=1}^{n_j} \mathbf{X}_{ji} Y_{ji}^{(z)}$, $\mathcal{X}_j = (J/N) \sum_{i=1}^{n_j} \mathbf{X}_{ji} \mathbf{X}_{ji}^\top$, $\mathbf{y}_X^{(z)} = \{\mathcal{Y}_{X,1}^{(z)}, \dots, \mathcal{Y}_{X,J}^{(z)}\}$, and $\boldsymbol{\mathcal{X}} = \{\mathcal{X}_1, \dots, \mathcal{X}_J\}$. If $N^{-1} \sum_{j=1}^J \sum_{i=1}^{n_j} \mathbf{X}_{ji} \mathbf{X}_{ji}^\top$ is invertible, $\boldsymbol{\beta}^*$ in (2) becomes

$$\boldsymbol{\beta}^* = \left(\frac{1}{N} \sum_{j=1}^J \sum_{i=1}^{n_j} \mathbf{X}_{ji} \mathbf{X}_{ji}^\top \right)^{-1} \left(\frac{1}{N} \sum_{j=1}^J \sum_{i=1}^{n_j} \mathbf{X}_{ji} \tau_{ji} \right) = \left\{ \mathcal{M}(\boldsymbol{\mathcal{X}}) \right\}^{-1} \left[\mathcal{M}\{\mathbf{y}_X^{(1)}\} - \mathcal{M}\{\mathbf{y}_X^{(0)}\} \right].$$

To interpret β^* in the Hong Kong study, suppose \mathbf{X}_{ji} is equal to age measured in years. Then, a positive β^* would suggest that giving free masks and hand sanitizers to households is more beneficial to older individuals than younger individuals in the household while a negative β^* would suggest the opposite.

The third estimand of interest is the average spillover effect among NTs. As mentioned earlier, a NT is an individual who never uses the treatment, say vaccines or face masks, regardless of the cluster-level randomized assignment. However, other individuals may use the treatment, say by getting vaccinated or wearing face masks, and their usage may provide some protection among NTs in the form of herd immunity. Formally, under assumption (A3), this protective effect can be defined as

$$\tau_{\text{NT}} = \frac{1}{N_{\text{NT}}} \sum_{j=1}^J \sum_{i=1}^{n_j} \left\{ Y_{ji}^{(0, \mathbf{D}_{j(-i)}^{(1)})} - Y_{ji}^{(0, \mathbf{D}_{j(-i)}^{(0)})} \right\} \text{NT}_{ji} \quad (3)$$

where $\text{NT}_{ji} = \mathbb{1}\{D_{ji}^{(1)} = 0, D_{ji}^{(0)} = 0\}$ denotes whether individual i in cluster j is a NT and $N_{\text{NT}} = \sum_{j=1}^J \sum_{i=1}^{n_j} \text{NT}_{ji}$ is the total number of NTs in the population. The definition of τ_{NT} implicitly assumes that there is at least one NT in the population, i.e. $N_{\text{NT}} \neq 0$. If $\tau_{\text{NT}} = 0$, it suggests that the treatment usage among NTs' peers didn't affect the NTs' outcome and as such, there was no protective spillover effect for the NTs. If $\tau_{\text{NT}} > 0$, it suggests that the treatment usage among NTs' peers spilled over to the NTs and there was a protective effect. More concretely, in the Hong Kong study, a positive τ_{NT} would imply that the NTs who refused to wear masks or use hand sanitizers benefitted from their peers wearing masks and using hand sanitizers.

Finally, we remark that while there are other types of spillover effects (Hudgens and Halloran, 2008), we focus on the spillover effects among NTs because in public health settings where some subset of the population may not be able to use the intervention for a variety of reasons (e.g. immunocompromised, potential severe side effects from treatment, refusal), it is important know whether this subpopulation can be protected through their peers and if so, what the magnitude of this protection is to better design public health policies.

3 Analyzing Intent-to-Treat Effects

To estimate the two ITT effects τ_{ITT} and β^* , consider $\widehat{\mathcal{M}}_z(\mathcal{S})$ and $\widehat{\mathcal{V}}_z(\mathcal{S})$, which are estimators of the mean and covariance operators under treatment arm $z \in \{0, 1\}$, i.e.

$$\widehat{\mathcal{M}}_z(\mathcal{S}) = \frac{\sum_{j=1}^J \mathbb{1}(Z_j = z) \mathcal{S}_j}{\sum_{j=1}^J \mathbb{1}(Z_j = z)}, \quad \widehat{\mathcal{V}}_z(\mathcal{S}) = \frac{\sum_{j=1}^J \mathbb{1}(Z_j = z) [\text{vec}(\mathcal{S}_j) - \text{vec}\{\widehat{\mathcal{M}}_z(\mathcal{S})\}] [\text{vec}(\mathcal{S}_j) - \text{vec}\{\widehat{\mathcal{M}}_z(\mathcal{S})\}]^\top}{\sum_{j=1}^J \mathbb{1}(Z_j = z) - 1}.$$

Let $\mathcal{Y} = \{\mathcal{Y}_1^{\langle Z_1 \rangle}, \dots, \mathcal{Y}_J^{\langle Z_J \rangle}\}$ and $\mathcal{Y}_X = \{\mathcal{Y}_{X,1}^{\langle Z_1 \rangle}, \dots, \mathcal{Y}_{X,J}^{\langle Z_J \rangle}\}$ be the observed values of $\mathcal{Y}_j^{\langle z_j \rangle}$ and $\mathcal{Y}_{X,j}^{\langle z_j \rangle}$, respectively. Natural estimators of τ_{ITT} and β^* would be the Neyman-type unbiased estimators (Neyman, 1923; Ding et al., 2019) which are the difference-in-means of the observed outcomes between the treated and control clusters; for example, for τ_{ITT} , a Neyman-type unbiased estimator would be $\widehat{\tau}_{\text{ITT}} = \widehat{\mathcal{M}}_1(\mathcal{Y}) - \widehat{\mathcal{M}}_0(\mathcal{Y})$. However, in cluster-level settings, we discovered that these estimators are sensitive to affine transformations in the outcome variable. As a simple example, if we were to flip a binary outcome Y from 1, 0 to 0, 1, these estimators do not always flip the sign of the estimated effect (i.e. the expected behavior), even asymptotically; ultimately, this is because cluster size n_j , which also defines the estimand, varies between the treated and control groups in the observed data. To resolve this, we instead use a ratio estimator popular in the sampling literature to sample clusters of units (Cochran, 1977; Fuller, 2009).

$$\widehat{\tau}_{\text{ITT}} = \{\widehat{\mathcal{M}}_1(\mathcal{N})\}^{-1} \widehat{\mathcal{M}}_1(\mathcal{Y}) - \{\widehat{\mathcal{M}}_0(\mathcal{N})\}^{-1} \widehat{\mathcal{M}}_0(\mathcal{Y}), \quad \widehat{\beta} = \{\widehat{\mathcal{M}}_1(\mathcal{X})\}^{-1} \widehat{\mathcal{M}}_1(\mathcal{Y}_X) - \{\widehat{\mathcal{M}}_0(\mathcal{X})\}^{-1} \widehat{\mathcal{M}}_0(\mathcal{Y}_X) \quad (4)$$

where $\mathcal{N} = \{(J/N)n_1, \dots, (J/N)n_J\}$ is the collection of scaled cluster sizes. Lemma 3.1 formally shows that the estimators in (4) are robust to affine transformations in CRTs.

Lemma 3.1. *Consider an affine transformation of the outcome $Y'_{ji} = a + bY_{ji}$ with known a and b . Let τ'_{ITT} and $\beta^{*'} be the new estimands under the transformed outcome and let $\widehat{\tau}'_{\text{ITT}}$ and $\widehat{\beta}'$ be their respective estimators from (4) using the new outcomes. Then, we have $\tau'_{\text{ITT}} = b\tau_{\text{ITT}}$ and $\beta^{*'} = b\beta^*$ for the estimands as well as $\widehat{\tau}'_{\text{ITT}} = b\widehat{\tau}_{\text{ITT}}$ and $\widehat{\beta}' = b\widehat{\beta}$ for the estimators.$*

We remark that the estimators in (4) are biased because the inverse terms are random. Fortunately, Theorem 3.1 shows that the ratio estimators are consistent and asymptotically Normal.

Specifically, let $\mathcal{R}_j^{(z)}$ be the residualized $\mathcal{Y}_j^{(z)}$ that is obtained from regressing $\mathcal{Y}_j^{(z)}$ on the cluster size n_j and let $\mathcal{R}_{X,j}^{(z)}$ be the residualized $\mathcal{Y}_{X,j}^{(z)}$ that is obtained from regressing $\mathcal{Y}_{X,j}^{(z)}$ on the regressor matrix $\sum_{i=1}^{n_j} \mathbf{X}_{ji} \mathbf{X}_{ji}^\top$; see Chapter 2.11 of [Cochran \(1977\)](#) and Chapter 2.1 of [Fuller \(2009\)](#) for the role of these variables in ratio estimators. Assumption 3.1 lays out the asymptotic conditions for Theorem 3.1 to hold.

Assumption 3.1. For each $z \in \{0, 1\}$, let $\mathcal{R}_j^{(z)} = \mathcal{Y}_j^{(z)} - \mathcal{N}_j \mathcal{M}\{\mathcal{Y}^{(z)}\}$ and $\mathcal{R}_{X,j}^{(z)} = \mathcal{Y}_{X,j}^{(z)} - \mathcal{X}_j \{\mathcal{M}(\mathcal{X})\}^{-1} \mathcal{M}\{\mathcal{Y}_X^{(z)}\}$ be centered variables. Also, let $\mathcal{R}^{(z)} = \{\mathcal{R}_1^{(z)}, \dots, \mathcal{R}_J^{(z)}\}$ and $\mathcal{R}_X^{(z)} = \{\mathcal{R}_{X,1}^{(z)}, \dots, \mathcal{R}_{X,J}^{(z)}\}$. We assume the following.

- (i) (*Asymptotic rate of m and J*) As $J \rightarrow \infty$, we have $m/J \rightarrow p_{\text{trt}} \in (0, 1)$.
- (ii) (*First moments and full rank*) For each $z = 0, 1$, $\mathcal{M}\{\mathcal{R}^{(z)}\}$, $\mathcal{M}\{\mathcal{R}_X^{(z)}\}$ have finite limits as $J \rightarrow \infty$. Also, $\mathcal{M}(\mathcal{X})$ is full rank and $\lim_{J \rightarrow \infty} \mathcal{M}(\mathcal{X})$ converges to a full-rank matrix.
- (iii) (*Second moments*) For each $z = 0, 1$, $\mathcal{V}\{\mathcal{R}^{(z)}\}$, $\mathcal{V}\{\mathcal{R}_X^{(z)}\}$, $\mathcal{V}\{\mathcal{R}^{(1)}, \mathcal{R}^{(0)}\}$, $\mathcal{V}\{\mathcal{R}_X^{(1)}, \mathcal{R}_X^{(0)}\}$, $\mathcal{V}(\mathcal{N})$, and $\mathcal{V}(\mathcal{X})$ have nonzero finite limits as $J \rightarrow \infty$.
- (iv) (*Tightness*) As $J \rightarrow \infty$, $\|\mathcal{R}_j^{(z)}\|_2^2/J$, $\|\mathcal{R}_{X,j}^{(z)}\|_2^2/J$, $\|\mathcal{N}_j - 1\|_2^2/J$, and $\|\mathcal{X}_j - \mathcal{M}(\mathcal{X})\|_2^2/J$ converge to zero for all $j = 1, \dots, J$ and $z = 0, 1$.

Theorem 3.1. Suppose assumption (A1) and Assumption 3.1 hold. Then, as $J \rightarrow \infty$, the limiting distributions of $\hat{\tau}_{\text{ITT}}$ and $\hat{\beta}$ are

$$\sqrt{J}(\hat{\tau}_{\text{ITT}} - \tau_{\text{ITT}}) \xrightarrow{D} N\left(0, \lim_{J \rightarrow \infty} (J \cdot V_{\text{ITT}})\right) \quad , \quad \sqrt{J}(\hat{\beta} - \beta^*) \xrightarrow{D} N\left(0, \lim_{J \rightarrow \infty} (J \cdot V_{\beta})\right)$$

where the variance terms are given by

$$V_{\text{ITT}} = \frac{\mathcal{V}\{\mathcal{R}^{(1)}\}}{m} + \frac{\mathcal{V}\{\mathcal{R}^{(0)}\}}{J - m} - \frac{\mathcal{V}\{\mathcal{R}^{(1)} - \mathcal{R}^{(0)}\}}{J} \quad ,$$

$$V_{\beta} = \left\{ \mathcal{M}(\mathcal{X}) \right\}^{-1} \left[\frac{\mathcal{V}\{\mathcal{R}_X^{(1)}\}}{m} + \frac{\mathcal{V}\{\mathcal{R}_X^{(0)}\}}{J - m} - \frac{\mathcal{V}\{\mathcal{R}_X^{(1)} - \mathcal{R}_X^{(0)}\}}{J} \right] \left\{ \mathcal{M}(\mathcal{X}) \right\}^{-1} \quad .$$

Conditions (i), (ii), and (iii) of Assumption 3.1 are mild assumptions on the rate of m, J and moments of potential outcomes. Also, condition (iv) is a direct consequence of [Hájek \(1960\)](#), [Lehmann \(1999\)](#), Theorem 5 of [Li and Ding \(2017\)](#) and Condition 1 of [Ding et al. \(2019\)](#). We

remark that J and n_j can grow so long as Assumption 3.1 holds. Also, if n_j is bounded, Theorem 3.1 will still hold so long as Assumption 3.1 holds. For example, bounded n_j implies conditions (iii) and (iv) so long as $\|\mathbf{X}_{ji}\|$ is bounded. Practically speaking, Theorem 3.1 allows us to conduct tests on τ_{ITT} and β^* in most CRTs of infectious diseases where the cluster size is bounded (e.g., the Hong Kong study or other household-level CRTs) or where the cluster size is comparable to the number of clusters (e.g., CRTs concerning moderate number of small villages, hospitals, or providers), all without making parametric modeling assumptions or splitting the sample for a subgroup analysis.

Let $\mathcal{R}_j = \mathcal{Y}_j^{\langle Z_j \rangle} - \mathcal{N}_j \widehat{\mathcal{M}}_{Z_j}(\mathbf{Y})$ and $\mathcal{R}_{X,j} = \mathcal{Y}_{X,j}^{\langle Z_j \rangle} - \mathcal{X}_j \{\widehat{\mathcal{M}}_{Z_j}(\mathbf{X})\}^{-1} \widehat{\mathcal{M}}_{Z_j}(\mathbf{Y}_X)$ be the observed values of $\mathcal{R}_j^{\langle z \rangle}$ and $\mathcal{R}_{X,j}^{\langle z \rangle}$, respectively. Let $\mathcal{R} = \{\mathcal{R}_1, \dots, \mathcal{R}_J\}$ and $\mathcal{R}_X = \{\mathcal{R}_{X,1}, \dots, \mathcal{R}_{X,J}\}$ be the collection of these observed values. To estimate the asymptotic variance, we use the following conservative variance estimators $J\widehat{V}_{\text{ITT}}$ and $J\widehat{V}_\beta$ where

$$\begin{aligned} \widehat{V}_{\text{ITT}} &= \frac{\widehat{\mathcal{V}}_1(\mathcal{R})}{m} + \frac{\widehat{\mathcal{V}}_0(\mathcal{R})}{J-m}, \\ \widehat{V}_\beta &= \left\{ \widehat{\mathcal{M}}_1(\mathbf{X}) \right\}^{-1} \left\{ \frac{\widehat{\mathcal{V}}_1(\mathcal{R}_X)}{m} \right\} \left\{ \widehat{\mathcal{M}}_1(\mathbf{X}) \right\}^{-1} + \left\{ \widehat{\mathcal{M}}_0(\mathbf{X}) \right\}^{-1} \left\{ \frac{\widehat{\mathcal{V}}_0(\mathcal{R}_X)}{J-m} \right\} \left\{ \widehat{\mathcal{M}}_0(\mathbf{X}) \right\}^{-1}. \end{aligned} \quad (5)$$

See Fogarty (2018b,a); Zhang et al. (2020) for similar variance estimators. We can use Theorem 3.1 and the variance estimators to conduct hypothesis tests on τ_{ITT} and β^* . For example, to test the null of no ITT effect, say $H_{0,\text{ITT}} : \tau_{\text{ITT}} = 0$ at level α , we can construct a Wald-type test where we reject the null hypothesis if the test statistic $(\widehat{\tau}_{\text{ITT}})^2 \widehat{V}_{\text{ITT}}^{-1}$ exceeds $\chi_{1,1-\alpha}^2$; here $\chi_{r,1-\alpha}^2$ is the $1 - \alpha$ quantile of the χ^2 distribution with r degrees of freedom. Inverting the test gives us a $1 - \alpha$ confidence interval of τ_{ITT}

$$\text{CI}_{\tau_{\text{ITT}},1-\alpha} = \left\{ \tau \mid (\widehat{\tau}_{\text{ITT}} - \tau)^2 \widehat{V}_{\text{ITT}}^{-1} \leq \chi_{1,1-\alpha}^2 \right\} = \left[\widehat{\tau}_{\text{ITT}} + z_{\alpha/2} \widehat{V}_{\text{ITT}}^{1/2}, \widehat{\tau}_{\text{ITT}} + z_{1-\alpha/2} \widehat{V}_{\text{ITT}}^{1/2} \right], \quad (6)$$

where $z_{1-\alpha/2}$ is the $1 - \alpha/2$ quantile of the standard Normal distribution. Or let $S \subseteq \{1, \dots, p\}$ be the subset of variables from \mathbf{X}_{ji} that we wish to test the null of no heterogeneous effect, say $H_{0,S} : \beta_S^* = 0$, at α level. Similar to the test for $H_{0,\text{ITT}}$ above, we can construct a Wald-type test for $H_{0,S}$ where we reject $H_{0,S}$ if the test statistic $\widehat{\beta}_S^T \widehat{V}_{\beta_S}^{-1} \widehat{\beta}_S$ exceeds $\chi_{|S|,1-\alpha}^2$. Also, inverting the

test gives us a $1 - \alpha$ confidence set for β_S^* .

$$\text{CR}_{\beta_S, 1-\alpha} = \left\{ \beta \mid \{ \hat{\beta}_S - \beta \}^\top \hat{V}_{\beta_S}^{-1} \{ \hat{\beta}_S - \beta \} \leq \chi_{|S|, 1-\alpha}^2 \right\}. \quad (7)$$

4 Analyzing Spillover Effects Among Never-Takers

4.1 Overview

To motivate our analysis of spillover effect among NTs τ_{NT} , we start by decomposing τ_{NT} into averages of potential outcomes under treatment and control.

$$\tau_{\text{NT}} = \tau_{1,\text{NT}} - \tau_{0,\text{NT}} = \left(\frac{1}{N_{\text{NT}}} \sum_{j=1}^J \sum_{i=1}^{n_j} Y_{ji}^{(1)} \cdot \text{NT}_{ji} \right) - \left(\frac{1}{N_{\text{NT}}} \sum_{j=1}^J \sum_{i=1}^{n_j} Y_{ji}^{(0)} \cdot \text{NT}_{ji} \right). \quad (8)$$

Theorem 2 in [Kang and Keele \(2018\)](#) showed that τ_{NT} cannot be point-identified in a CRT because the NT status is not known for the control clusters and thus, $\tau_{0,\text{NT}}$ cannot be point-identified; in contrast, $\tau_{1,\text{NT}}$ is point-identified. As such, our procedure aims to bound τ_{NT} and can be broken down into two steps. In the first step (see [Section 4.2](#)), we build a “NT classifier” $C_\eta(\mathbf{X}_{ji})$ that takes in pre-treatment covariates from individual ji and outputs $C_\eta(\mathbf{X}_{ji}) = 1$ if individual ji is predicted to be a NT or $C_\eta(\mathbf{X}_{ji}) = 0$ otherwise; the term η parametrizes the classifier C_η . In the second step (see [Section 4.3](#)), we use this classifier inside a linear program to obtain a sharp bound for τ_{NT} . An attractive feature of our method is that the NT classifier in the first step does not have to a perfect classifier; in the worst case, it can be a random classifier, but a good classifier with a low mis-classification rate R tightens the bounds on τ_{NT} . Also, our approach to bounds differs from other well-known IV bounds in the literature ([Pearl, 1995](#); [Balke and Pearl, 1997](#); [Cheng and Small, 2006](#); [Ramsahai, 2012](#); [Richardson and Robins, 2014](#); [Swanson et al., 2018](#)) in that (i) prior literature has primarily focused on sharp bounds for the average treatment effect, not local or spillover effects and (ii) prior literature often ignored pre-treatment covariates as a way to sharpen bounds.

4.2 Training the NT Classifier With Constrained Risk Minimization

To train the classifier C_η predicting NT status, let $L : \mathbb{R} \otimes \mathbb{R} \rightarrow \mathbb{R}$ be a loss function, say squared error loss or logistic/cross-entropy loss with a penalty. Consider a classifier parametrized by $\eta = (\theta, q)$ and having the form $C_\eta(\mathbf{X}_{ji}) = \mathbb{1}\{f_\theta(\mathbf{X}_{ji}) \geq q\}$; here $f_\theta : \mathbb{R}^p \rightarrow \mathbb{R}$ is a function that transforms the covariates \mathbf{X}_{ji} and is parametrized by θ . This type of indicator-based classifier is not new, as it is related to the rectified linear unit common in deep neural networks (Goodfellow et al., 2016), the margin condition in support vector machines (Steinwart and Christmann, 2008) where f is a kernel function and q is the margin, a quantile-threshold classifier in Kennedy et al. (2020), or a binary choice model in econometrics Klein and Spady (1993).

To train our classifier, we first consider the following solution of η that is a variant of constrained risk minimization.

$$\theta^* = \arg \min_{\theta} \sum_{j=1}^J \sum_{i=1}^{n_j} L(\text{NT}_{ji}, f_\theta(\mathbf{X}_{ji})), \quad q^* \in \left\{ q \left| N_{\text{NT}} = \sum_{j=1}^J \sum_{i=1}^{n_j} \mathbb{1}\{f_{\theta^*}(\mathbf{X}_{ji}) \geq q\} \right. \right\}. \quad (9)$$

The first part of equation (9) comes from the risk minimization literature and as such, we can use a large library of classifiers based on risk minimization. Some well-known examples include:

(EE1) (*Multiple linear regression: linear f_θ , squared error loss*) A linear learner $f_\theta(\mathbf{X}_{ji}) = \mathbf{X}_{ji}^\top \theta$ and a square-error loss function $L(\text{NT}_{ji}, f_\theta(\mathbf{X}_{ji})) = (\text{NT}_{ji} - f_\theta(\mathbf{X}_{ji}))^2$.

(EE2) (*Penalized logistic regression: logistic f_θ , ℓ^2 -regularized logistic loss*) A logistic learner $f_\theta(\mathbf{X}_{ji}) = \{1 + \exp(-\mathbf{X}_{ji}^\top \theta)\}^{-1}$ and a logistic loss where $L(\text{NT}_{ji}, f_\theta(\mathbf{X}_{ji})) = -\text{NT}_{ji} \log \{f_\theta(\mathbf{X}_{ji})\} - (1 - \text{NT}_{ji}) \log \{1 - f_\theta(\mathbf{X}_{ji})\} + \lambda \|\theta\|^2 / 2$ with $\lambda > 0$ as a regularization parameter.

The second part of (9) calibrates f_{θ^*} obtained from risk minimization so that the final classifier of NTs $C_\eta(\mathbf{X}_{ji})$ correctly estimates of the total number of NTs. Combined, the two parts of (9) are designed to find the best η based on an investigator's choice of the loss function L and learner f_θ ; as mentioned earlier, $C_\eta(\mathbf{X}_{ji})$ does not have to be a perfect classifier of NTs for our procedure to work.

Now, (9), as written, is impossible to use with real data because (i) the term q^* in (9) may not always exist in finite samples, (ii) the indicator function $\mathbb{1}$ to solve for q^* is not smooth, posing a computational challenge to find (ideally a unique) q^* , and (iii) NT_{ji} s are not observed for every

ji . To resolve issue (i), we leverage data augmentation techniques in machine learning (Sietsma and Dow, 1991; Goodfellow et al., 2016) where we perturb the original f_{θ^*} by adding i.i.d. random noise and solve q based on the new, randomized f_{θ^*} , denoted as \tilde{f}_{θ^*} .

$$q^* \in \left\{ q \mid N_{\text{NT}} = \sum_{j=1}^J \sum_{i=1}^{n_j} \mathbb{1}\{\tilde{f}_{\theta^*}(\mathbf{X}_{ji}) \geq q\} \right\}, \quad \tilde{f}_{\theta^*}(\mathbf{X}_{ji}) = f_{\theta^*}(\mathbf{X}_{ji}) + e_{ji}, \quad e_{ji} \sim \text{Unif}(-r, r). \quad (10)$$

The randomized \tilde{f}_{θ^*} is the original f_{θ^*} with uniformly distributed noise added to it. The choice to use a uniform distribution as the randomizer is out of convenience and other distributions are possible. The choice of r governing the uniform distribution depends on the original f_{θ^*} (see the supplementary materials for details) and in our numerical studies below, we use $r = 10^{-10}$. Using the randomized learner \tilde{f}_{θ^*} always guarantees a solution for q^* in finite sample. Relatedly, we can re-define the classifier as $\tilde{C}_{\eta}(\mathbf{X}_{ji}) = \mathbb{1}\{\tilde{f}_{\theta^*}(\mathbf{X}_{ji}) \geq q\}$ based on \tilde{f}_{θ^*} .

Next, to resolve (ii), we again use a trick from machine learning where the indicator function is replaced with a continuous surrogate indicator function \mathcal{I} , say a scaled hyperbolic tangent or a logistic function. For our setting, we use the following surrogate indicator function $\mathcal{I}_{c,h}$ parameterized by $c, h > 0$; this surrogate function is not only continuous, but also differentiable and strictly increasing.

$$\mathcal{I}_{c,h}(t) = \begin{cases} 1 - c \cdot \exp\left\{-\frac{1-2c}{2ch}(t-h)\right\} & \text{if } h \leq t \\ \frac{1-2c}{2h}(t+h) + c & \text{if } -h \leq t < h \\ c \cdot \exp\left\{\frac{1-2c}{2ch}(t+h)\right\} & \text{if } t < -h \end{cases} \quad (11)$$

The exact choice of c and h depends on the randomized learner \tilde{f}_{θ^*} and broadly speaking, c and h should roughly be of order $c = \Theta((\log J)^{-1})$ and $h = \Theta(J^{-1})$. After addressing issues (i) and (ii), the original optimization problem (9) becomes

$$\theta^* = \arg \min_{\theta} \sum_{j=1}^J \sum_{i=1}^{n_j} L(\text{NT}_{ji}, f_{\theta}(\mathbf{X}_{ji})), \quad N_{\text{NT}} = \sum_{j=1}^J \sum_{i=1}^{n_j} \mathcal{I}_{c,h}(\tilde{f}_{\theta^*}(\mathbf{X}_{ji}) - q^*). \quad (12)$$

and the classifier based on $\eta^* = (\theta^*, q^*)$ has the form $\tilde{C}_{\eta^*}(\mathbf{X}_{ji}) = \mathbb{1}\{\tilde{f}_{\theta^*}(\mathbf{X}_{ji}) \geq q^*\}$. Finally, to resolve issue (iii), we train our classifier among the treated clusters because under assumption (A4),

the NT status is known for $Z_j = 1$, i.e. $\text{NT}_{ji} = (1 - D_{ji})$ when $Z_j = 1$. Combining (i)-(iii), our estimated classifier is based on the following optimization problem.

$$\hat{\theta} = \arg \min_{\theta} \sum_{j:Z_j=1} \sum_{i=1}^{n_j} L(1 - D_{ji}, f_{\theta}(\mathbf{X}_{ji})), \quad \sum_{j:Z_j=1} \sum_{i=1}^{n_j} (1 - D_{ji}) = \sum_{j,Z_j=1} \sum_{i=1}^{n_j} \mathcal{I}_{c,h}(\tilde{f}_{\hat{\theta}}(\mathbf{X}_{ji}) - \hat{q}) . \quad (13)$$

We will denote the estimated classifier as $\tilde{C}_{\hat{\eta}}(\mathbf{X}_{ji}) = \mathbb{1}\{\tilde{f}_{\hat{\theta}}(\mathbf{X}_{ji}) \geq \hat{q}\}$ where $\hat{\eta} = (\hat{\theta}, \hat{q})$.

4.3 Bounding the Spillover Effect with Linear Program and Classifier C_{η^*}

To construct a sharp bound using the NT classifier, we first consider the “population-level”/“true” NT classifier $\tilde{C}_{\eta^*}(\mathbf{X}_{ji})$ in (12). Let $R = (N_{\text{NT}})^{-1} \sum_{j=1}^J \sum_{i=1}^{n_j} \text{NT}_{ji} \{1 - \tilde{C}_{\eta^*}(\mathbf{X}_{ji})\}$ be the misclassification rate of the classifier. We can use the NT classifier to construct proxy estimates of $\tau_{1,\text{NT}}$ and $\tau_{0,\text{NT}}$ in equation (8) by replacing the true NT status with the predicted NT status from the classifier; we denote these as $\tau_{1,C}$ and $\tau_{0,C}$.

$$\begin{aligned} \tau_{z,C} &= \frac{1}{N_{\text{NT}}} \sum_{j=1}^J \sum_{i=1}^{n_j} Y_{ji}^{(z)} \tilde{C}_{\eta^*}(\mathbf{X}_{ji}) = \frac{A_z + B_{z+}}{N_{\text{NT}}} , \\ A_z &= \sum_{j=1}^J \sum_{i=1}^{n_j} Y_{ji}^{(z)} \text{NT}_{ji} \tilde{C}_{\eta^*}(\mathbf{X}_{ji}) , \quad B_{z+} = \sum_{j=1}^J \sum_{i=1}^{n_j} Y_{ji}^{(z)} (1 - \text{NT}_{ji}) \tilde{C}_{\eta^*}(\mathbf{X}_{ji}) . \end{aligned}$$

The term A_z making up $\tau_{z,C}$ is the sum of potential outcomes among NTs that were correctly classified by the classifier. The term B_{z+} is the sum of potential outcomes among non-NTs that were incorrectly classified; in other words, B_{z+} is the potential outcomes from the false-positives of the classifier. Similarly, we can decompose $\tau_{1,\text{NT}}$ and $\tau_{0,\text{NT}}$ as $\tau_{z,\text{NT}} = (A_1 + B_{z-})/N_{\text{NT}}$ where $B_{z-} = \sum_{j=1}^J \sum_{i=1}^{n_j} Y_{ji}^{(z)} \text{NT}_{ji} \{1 - \tilde{C}_{\eta^*}(\mathbf{X}_{ji})\}$ is the sum of potential outcomes among false-negatives of the classifier. Combined, the decompositions allow us to re-express our target estimand as $\tau_{\text{NT}} = (N_{\text{NT}})^{-1} \{(A_1 + B_{1-}) - (A_0 + B_{0-})\}$. Also, the decompositions reveal a set of linear relationships between the terms $A_1, A_0, B_{1+}, B_{1-}, B_{0+}$, and B_{0-} , and the terms $\tau_{1,\text{NT}}, \tau_{0,C}, \tau_{1,C}$, and R ; as we show below, the latter terms can be estimated from data. Our proposed linear program uses these

decompositions and IV assumptions to find the upper and lower bounds for τ_{NT} :

$$\begin{aligned} \text{Minimize or maximize over } & \frac{(A_1 + B_{1-}) - (A_0 + B_{0-})}{N_{\text{NT}}} \text{ subject to } \begin{cases} A_1 + B_{1-} = N_{\text{NT}} \cdot \tau_{1,\text{NT}} & (14\text{a}) \\ A_1 + B_{1+} = N_{\text{NT}} \cdot \tau_{1,C} & (14\text{b}) \\ A_0 + B_{0+} = N_{\text{NT}} \cdot \tau_{0,C} & (14\text{c}) \\ A_0 \leq A_1, B_{0-} \leq B_{1-}, B_{0+} \leq B_{1+} & (14\text{d}) \\ B_{1+}, B_{1-} \leq N_{\text{NT}} \cdot R & (14\text{e}) \\ 0 \leq A_0, A_1, B_{0-}, B_{1-}, B_{0+}, B_{1+} & (14\text{f}) \end{cases} \\ & A_1, A_0, B_{1+}, B_{1-}, B_{0+}, B_{0-} \end{aligned}$$

Minimizing the linear program gives us the lower bound for τ_{NT} and maximizing the linear program gives us the upper bound for τ_{NT} . Constraints (14a), (14b), and (14c) are based the decompositions of $\tau_{1,\text{NT}}$, $\tau_{1,C}$ and $\tau_{0,C}$. Constraint (14d) is from the monotonicity of the outcome in assumption (A5). Finally, constraints (14e) and (14f) are from the boundedness of the outcome and the definition of the misclassification rate R . Theorem 4.1 characterize the solution to this linear program, including the bound's sharpness; for the interested reader, the proof of Theorem 4.1, especially the explicit formula for [LB, UB], requires explicitly working out the simplex algorithm for the proposed linear program (Dantzig, 1966) and utilizing the optimality property of the simplex algorithm, both of which are detailed in the supplementary materials.

Theorem 4.1. *Suppose assumptions (A1)-(A5) hold. Then, given a classifier $\tilde{C}_{\eta^*}(\mathbf{X}_{ji})$, the minimizing and maximizing solutions to the linear program, denoted as LB and UB respectively, are*

$$[\text{LB}, \text{UB}] = \left[\max \left(0, \tau_{1,\text{NT}} - \tau_{0,C} - R, \tau_{1,C} - \tau_{0,C} - R \right), \min \left(\tau_{1,\text{NT}}, \tau_{1,\text{NT}} - \tau_{0,C} + R, \tau_{1,C} - \tau_{0,C} + R \right) \right]. \quad (15)$$

Furthermore, [LB, UB] are the sharpest bounds for τ_{NT} , i.e. they are the narrowest possible bounds given $\tau_{1,C}$, $\tau_{0,C}$, and R .

If the classifier has a 100% mis-classification rate, i.e. $R = 1$, our estimated bounds for τ_{NT} would be $[0, \tau_{1,\text{NT}}]$, the first terms in the expressions for LB and UB, respectively. However, as we have a better classifier with a low R , we can tighten the bounds on τ_{NT} through the second and third terms of the expressions for LB and UB. In the ideal case when $R = 0$, $\tilde{C}_{\eta^*}(\mathbf{X}_{ji})$ perfectly classifies the true NT status NT_{ji} for all individuals and our sharp bounds reduces to a point τ_{NT} .

Now, the linear program as written above is not feasible with real data because it requires the true $\tilde{C}_{\eta^*}(\mathbf{X}_{ji})$ and population-level terms $\tau_{1,\text{NT}}, \tau_{0,C}, \tau_{1,C}, N, R$. To resolve this, we can replace $\tilde{C}_{\eta^*}(\mathbf{X}_{ji})$ with the estimator $\tilde{C}_{\hat{\eta}}(\mathbf{X}_{ji}) = \mathbb{1}\{\tilde{f}_{\hat{\theta}}(\mathbf{X}_{ji}) \geq \hat{q}\}$ in (13) and we can estimate the rest as follows:

$$\begin{aligned}\hat{\tau}_{1,C} &= \frac{1}{N_{1,\text{NT}}} \sum_{j=1}^J \sum_{i=1}^{n_j} Z_j Y_{ji} \tilde{C}_{\hat{\eta}}(\mathbf{X}_{ji}), & \hat{\tau}_{0,C} &= \frac{1}{N_{0,\text{NT}}} \sum_{j=1}^J \sum_{i=1}^{n_j} (1 - Z_j) Y_{ji} \tilde{C}_{\hat{\eta}}(\mathbf{X}_{ji}) \\ \hat{\tau}_{1,\text{NT}} &= \frac{1}{N_{1,\text{NT}}} \sum_{j=1}^J \sum_{i=1}^{n_j} Z_j Y_{ji} (1 - D_{ji}), & \hat{R} &= \frac{1}{N_{1,\text{NT}}} \sum_{j=1}^J \sum_{i=1}^{n_j} Z_j \tilde{C}_{\hat{\eta}}(\mathbf{X}_{ji}) D_{ji}.\end{aligned}\quad (16)$$

Here, $N_{z,\text{NT}} = \sum_{j=1}^J \sum_{i=1}^{n_j} \mathbb{1}(Z_{ji} = z) \tilde{C}_{\hat{\eta}}(\mathbf{X}_{ji})$ is the predicted number of NTs among clusters that were randomized to $z \in \{0, 1\}$. We can plug these estimators to the linear program above to arrive at the estimated sharp bounds, which by Theorem 4.1 has the explicit form

$$\left[\widehat{\text{LB}}, \widehat{\text{UB}}\right] = \left[\max\left(0, \hat{\tau}_{1,\text{NT}} - \hat{\tau}_{0,C} - \hat{R}, \hat{\tau}_{1,C} - \hat{\tau}_{0,C} - \hat{R}\right), \min\left(\hat{\tau}_{1,\text{NT}}, \hat{\tau}_{1,\text{NT}} - \hat{\tau}_{0,C} + \hat{R}, \hat{\tau}_{1,C} - \hat{\tau}_{0,C} + \hat{R}\right)\right]. \quad (17)$$

4.4 Asymptotic Properties

The prior sections discussed our methodology to construct sharp bounds $[\widehat{\text{LB}}, \widehat{\text{UB}}]$ of τ_{NT} based on an estimated classifier $\tilde{C}_{\hat{\eta}}(\mathbf{X}_{ji}) = \mathbb{1}\{\tilde{f}_{\hat{\theta}}(\mathbf{X}_{ji}) \geq \hat{q}\}$. The goal of this section is to show that the estimated sharp bounds are consistent for the the population-level sharp bounds $[\text{LB}, \text{UB}]$.

Before we state the result, we take a brief moment to discuss some interesting theoretical challenges and subsequent insights about dealing with a randomized classifier \tilde{f}_{θ} and a surrogate indicator function in a finite sample, randomization inference framework; to the best of our knowledge, using these two popular concepts in machine learning under a randomization inference framework is new. Broadly speaking, consistency of the estimated parameter $\hat{\eta}$ based on a randomized \tilde{f}_{θ} and a smoothed indicator function $\mathcal{I}_{c,h}$ does not necessarily imply consistency of the estimated classifier where $\tilde{C}_{\hat{\eta}}(\mathbf{X}_{ji}) = \mathbb{1}\{\tilde{f}_{\hat{\theta}}(\mathbf{X}_{ji}) \geq \hat{q}\}$ converges to $\tilde{C}_{\eta^*}(\mathbf{X}_{ji}) = \mathbb{1}\{\tilde{f}_{\theta^*}(\mathbf{X}_{ji}) \geq q^*\}$ due, in part, to the non-smoothness of the indicator function. A related concern is that the set of q^* s that satisfy (12) may be different than the set of \hat{q} s that satisfy (13). To establish consistency of the estimated classifier and ultimately, the estimated sharp bounds, we have to explicitly characterize the rate

of convergence of $\hat{\eta}$. Not surprisingly, the choice of the non-randomized f and L , specifically their complexity and smoothness, plays a critical role on defining these rates and Section A.3 of the supplementary materials contain additional discussions on these rates as well as describe slightly more general conditions on L and f for consistent estimation. For simplicity, we state below conditions on f and L that are more stringent than those in the supplementary materials, but are more frequent in the literature.

Assumption 4.1. Let $\mathcal{E} = \mathcal{E}_\theta \otimes \mathcal{E}_q$ be a finite-dimensional Euclidean parameter space of η and let $\mathcal{E}^\circ = \mathcal{E}_\theta^\circ \otimes \mathcal{E}_q^\circ$ be the interior of \mathcal{E} . Suppose the following assumptions on f and L hold.

- (i) (*Asymptotics of NT and J*) The proportion of NTs N_{NT}/N is bounded away from zero for every J and n_i is bounded. Also, we have $m/J \rightarrow p_{\text{trt}} \in (0, 1)$ and $N_{\text{NT}}/N \rightarrow p_{\text{NT}} \in (0, 1)$ as $J \rightarrow \infty$.
- (ii) (*Compact \mathcal{E} and true parameter in \mathcal{E}°*) The sets \mathcal{E}_θ and \mathcal{E}_q are compact and the true parameter η^* is in \mathcal{E}° , i.e. $\eta^* \in \mathcal{E}^\circ$.
- (iii) (*Full rank \mathbf{X}_{ji} and rate of $\|\mathbf{X}_{ji}\|$*) $\mathcal{M}(\mathcal{X})$ is full rank and $\lim_{J \rightarrow \infty} \mathcal{M}(\mathcal{X})$ converges to a full-rank matrix. Also, the maximum of norms of \mathbf{X}_{ji} among all individuals is of order $O(\log J)$, i.e. $\max_{ji} \|\mathbf{X}_{ji}\| = O(\log J)$.
- (iv) (*Behavior of randomized \tilde{f}*) Let $G_J(q; \theta)$ be the empirical cumulative distribution function (CDF) of $\tilde{f}_\theta(\mathbf{X}_{ji})$, $G_J(q; \theta) = N^{-1} \sum_{j=1}^J \sum_{i=1}^{n_j} \mathbb{1}\{\tilde{f}_\theta(\mathbf{X}_{ji}) \leq q\}$. Then, $G_J(q; \theta)$ satisfies the following conditions.
 - (a) (*Smoothness*) Let $\mathcal{E}_{\theta, \text{const}}^\circ = \{\theta \in \mathcal{E}_\theta^\circ \mid \tilde{f}_\theta(\mathbf{X}_{ji}) = \tilde{f}_\theta(\mathbf{X}'_{ji}) \ \forall \mathbf{X}_{ji} \neq \mathbf{X}'_{ji}\}$ be the set of θ where \tilde{f}_θ is constant. For any fixed $\theta \in \mathcal{E}_\theta^\circ \setminus \mathcal{E}_{\theta, \text{const}}^\circ$ and fixed $q_1, q_2 \in \mathcal{E}_q^\circ$, we have $|G_J(q_2; \theta) - G_J(q_1; \theta)| \leq \mu_J(\theta) |q_2 - q_1|$ where $\mu_J(\theta)$ depends on J and θ . Also, $\mu_J(\theta)$ are of the order $O(1)$.
 - (b) (*Local identifiability*) There exists an interval $[q_L, q_U]$ containing q^* such that for any fixed $(q_1, q_2) \subset [q_L, q_U]$, we have $|G_J(q_2; \theta^*) - G_J(q_1; \theta^*)| \geq \kappa_J |q_2 - q_1|$ where κ_J only depends on J and converges to a positive constant as $J \rightarrow \infty$.

Condition (i) of Assumption 4.1 characterize the asymptotic behavior of the number of NTs, the cluster size, and the number of treated clusters; the bounded n_i is stronger than that in Assumption

3.1 and is a notable limitation of our theory. Condition (ii) and the full rank portion of condition (iii) are common assumptions when proving theoretical properties of estimators based on examples (EE1) and (EE2). They are also common assumptions in estimating equations or likelihood-based methods; see Chapter 7 of [Gourieroux and Monfort \(1995\)](#) for one example. The max norm portion of condition (iii) states that the range of the covariates grow at $\log J$ rate and is satisfied if covariates are realizations from a non-degenerate sub-exponential distribution; see Chapter 3 of [Embrechts et al. \(1997\)](#) for examples. Finally, condition (iv) describes two conditions on the CDF of the randomized \tilde{f}_θ . Roughly, part (a) of condition (iv) states that the derivative of the CDF of \tilde{f}_θ is finite for every J ; it is violated if the CDF “jumps” or changes drastically as J grows. Part (b) of condition (iv) states that the derivative of the CDF near the true q^* is non-zero; it is violated if the CDF remains flat around q^* . Both parts of condition (iv) hold for examples (EE1) and (EE2) if all \mathbf{X}_{ji} are discrete or if the density of the continuous components of \mathbf{X}_{ji} is bounded above. The supplementary materials contain additional details, including a visual illustration of condition (iv).

Let $\tilde{\mathcal{F}}_J = \mathcal{F}_J \cup \{e_{ji} \mid i = 1, \dots, n_j, j = 1, \dots, J\}$ be the extended set of \mathcal{F} that includes the randomization term e_{ji} from \tilde{f}_θ . We treat e_{ji} as fixed after being randomly generated once and condition on $\tilde{\mathcal{F}}_J$ in our asymptotic arguments; this allows the randomness in the study to still be from the treatment assignment \mathbf{Z} only and is in alignment with finite-sample/randomization inference framework. Lemma 4.1 establishes consistency of $\hat{\eta}$ as well as its rate of convergence.

Lemma 4.1. *Suppose assumptions (A1)-(A5) and Assumption 4.1 hold. Then, for any ϵ such that $\epsilon = \Theta(J^{-r})$ with $0 < r < 1/4$, the estimator $\hat{\eta}$ from (13) satisfies $\lim_{J \rightarrow \infty} P\left\{\|\hat{\eta} - \eta^*\| > \epsilon \mid \tilde{\mathcal{F}}_J, \mathcal{Z}_J\right\} = 0$*

The term ϵ in Lemma 4.1 is allowed to decrease as J increases, but the rate of ϵ must be slower than $J^{-1/4}$. Also, Lemma 4.1 implies that with probability 1, $J^r \|\hat{\eta} - \eta^*\|$ converges to zero as $J \rightarrow \infty$ for $0 < r < 1/4$. These are slower rates of convergence than typical parametric rates of $J^{-1/2}$, in part because of the surrogate indicator function in equation (13).

Using Lemma 4.1, Theorem 4.2 shows that the estimated sharp bounds are consistent.

Theorem 4.2. *Suppose the same conditions in Lemma 4.1 hold. Then, $\hat{\tau}_{1,NT}$, $\hat{\tau}_{1,C}$, $\hat{\tau}_{0,C}$, and \hat{R}*

are consistent for $\tau_{1,\text{NT}}$, $\tau_{1,C}$, $\tau_{0,C}$, and R , respectively, i.e., for any fixed constant $\epsilon > 0$, we have

$$\begin{aligned} \lim_{J \rightarrow \infty} P\left\{|\widehat{\tau}_{1,\text{NT}} - \tau_{1,\text{NT}}| > \epsilon \mid \widetilde{\mathcal{F}}_J, \mathcal{Z}_J\right\} &= 0, & \lim_{J \rightarrow \infty} P\left\{|\widehat{\tau}_{1,C} - \tau_{1,C}| > \epsilon \mid \widetilde{\mathcal{F}}_J, \mathcal{Z}_J\right\} &= 0, \\ \lim_{J \rightarrow \infty} P\left\{|\widehat{\tau}_{0,C} - \tau_{0,C}| > \epsilon \mid \widetilde{\mathcal{F}}_J, \mathcal{Z}_J\right\} &= 0, & \lim_{J \rightarrow \infty} P\left\{|\widehat{R} - R| > \epsilon \mid \widetilde{\mathcal{F}}_J, \mathcal{Z}_J\right\} &= 0. \end{aligned}$$

Furthermore, the estimated sharp bounds are consistent, i.e.

$$\lim_{J \rightarrow \infty} P\left\{|\widehat{\text{UB}} - \text{UB}| > \epsilon \mid \widetilde{\mathcal{F}}_J, \mathcal{Z}_J\right\} = 0, \quad \lim_{J \rightarrow \infty} P\left\{|\widehat{\text{LB}} - \text{LB}| > \epsilon \mid \widetilde{\mathcal{F}}_J, \mathcal{Z}_J\right\} = 0.$$

4.5 Inference on Bounds

In general, deriving inferential properties for bounds is a difficult, sometimes impossible, task; see [Imbens and Manski \(2004\)](#), [Romano and Shaikh \(2008\)](#), [Romano and Shaikh \(2010\)](#), [Hirano and Porter \(2012\)](#), [Chernozhukov et al. \(2013\)](#), and citations within. In particular, to obtain uniformly valid confidence sets for bounds requires some understanding about the (asymptotic) distributions of the inputs to the linear program in (16), uniformly over τ_{NT} in LB and UB. Given that we are using a non-trivial classifier that has been randomized and includes a surrogate indicator function, we defer a complete solution to this problem to a future paper. For now, we propose a practical approach to construct confidence sets for the bounds of τ_{NT} based on popular resampling procedures, such as the bootstrap ([Efron, 1979](#)) or subsampling ([Politis and Romano, 1994](#); [Politis et al., 1999](#)). In Section 5.2, we conduct a simulation study to numerically assess whether the proposed inference procedure provides the desired coverage rate.

Let $\boldsymbol{\vartheta}_{\text{UB}} = (\tau_{1,\text{NT}}, \tau_{1,\text{NT}} - \tau_{0,C} + R, \tau_{1,C} - \tau_{0,C} + R)$ and $\boldsymbol{\vartheta}_{\text{LB}} = (0, \tau_{1,\text{NT}} - \tau_{0,C} - R, \tau_{1,C} - \tau_{0,C} - R)$ denote the components of the upper and lower bounds in equation (15). Also, let $\widehat{\boldsymbol{\vartheta}}_{\text{UB}}$ and $\widehat{\boldsymbol{\vartheta}}_{\text{LB}}$ denote the plug-in estimators of $\boldsymbol{\vartheta}_{\text{UB}}$ and $\boldsymbol{\vartheta}_{\text{LB}}$, respectively, from equation (17). The confidence set procedure is divided into two parts; see Algorithm 1 for details. The first part estimates the standard errors of $\widehat{\boldsymbol{\vartheta}}_{\text{UB}}$ and $\widehat{\boldsymbol{\vartheta}}_{\text{LB}}$ via cluster resampling. Specifically, we re-sample treated and control clusters B times; the exact choice of B depends on m and $J - m$, but we set $B = 1000$ in our simulation and empirical study. For each re-sampled data, we estimate each element of the min and max operator in equation (17) and compute the empirical variance-covariance matrix of these elements. For subsampling, we also choose the proportion of subsamples p_S that has the largest spectral norm

of the empirical covariances. The second part uses the estimated standard errors to conduct a series of hypothesis tests where each hypothesis test is a pairwise comparison between elements of $\boldsymbol{\vartheta}_{\text{UB}}$ and $\boldsymbol{\vartheta}_{\text{LB}}$. Specifically, the test statistic $T_{\text{UB},(kl)}$ in Algorithm 1 corresponds to the null hypothesis $H_{0,\text{UB},(kl)} : \vartheta_{\text{UB},(k)} \geq \vartheta_{\text{UB},(l)}$ where $\vartheta_{\text{UB},(\ell)}$ is the element of $\boldsymbol{\vartheta}_{\text{UB}}$ from $\hat{\boldsymbol{\vartheta}}_{\text{UB},(\ell)}$, the ℓ th order statistic of $\hat{\boldsymbol{\vartheta}}_{\text{UB}}$. The test statistic $T_{\text{LB},(kl)}$ corresponds to the null hypothesis $H_{0,\text{LB},(kl)} : \vartheta_{\text{LB},(k)} \leq \vartheta_{\text{LB},(l)}$ where $\vartheta_{\text{LB},(\ell)}$ is the element of $\boldsymbol{\vartheta}_{\text{LB}}$ from $\hat{\boldsymbol{\vartheta}}_{\text{LB},(\ell)}$, the ℓ th order statistic of $\hat{\boldsymbol{\vartheta}}_{\text{LB}}$. The flow chart in Algorithm 1 describes the sequential hypothesis testing and the corresponding confidence sets. We remark that we use the standard Normal approximation when conducting each test; we can assess the Normality assumption by examining the empirical distributions of $\hat{\boldsymbol{\vartheta}}_{\text{UB}}^{[b]}$ and $\hat{\boldsymbol{\vartheta}}_{\text{LB}}^{[b]}$ with a quantile-quantile plot or by using an appropriate multivariate Normality test (Mardia, 1970; Alva and Estrada, 2009).

5 Simulation

5.1 Model

We conduct a simulation study to examine the performance of our method. Our simulation study mimics the original Hong Kong study in that we use the same (i) subset of pre-treatment covariates (i.e., sex, age, vaccination history), (ii) cluster structure (i.e., number of clusters, size of clusters), and (iii) treatment randomization probabilities from the study. From these characteristics, we generate the potential treatment receipts and the potential outcome based on the following models.

$$\begin{aligned} \mathbf{X}_{ji} &= [1, X_{ji,\text{male}}, X_{ji,\text{age}}, X_{ji,\text{age}}^2, X_{ji,\text{vaccine}}]^\top \\ D_{ji}^{(0)} &= 0, \quad D_{ji}^{(1)} \sim \text{Ber}\{p_D(\mathbf{X}_{ji})\}, \quad p_D(\mathbf{X}_{ji}) = \text{expit}\{-0.05(X_{ji,\text{age}} - 20)(X_{ji,\text{age}} - 50)\} \\ Y_{ji}^{(0)} &\sim \text{Ber}\{\text{expit}(-3)\}, \quad Y_{ji}^{(1)} \sim \max\left[Y_{ji}^{(0)}, \text{Ber}\{p_Y(D_{ji}^{(1)}, \mathbf{X}_{ji})\}\right] \\ p_Y(D_{ji}^{(1)}, \mathbf{X}_{ji}) &= \begin{cases} \text{expit}(-3 + 2\bar{C}_{ji}) & \text{if } D_{ji}^{(1)} = 0 \text{ (i.e. NT)} \\ \text{expit}(-3 + 2 + 4X_{ji,\text{vaccine}}) & \text{if } D_{ji}^{(1)} = 1 \text{ (i.e. Complier)} \end{cases} \end{aligned} \quad (18)$$

Here, $\bar{C}_{ji} = (n_{ji} - 1)^{-1} \sum_{i': i' \neq i} D_{ji'}^{(1)}$ is the average number of ji 's neighbors who are using the treatment. From the data generating process, individual ji is a complier with probability $p_D(\mathbf{X}_{ji})$ and is a NT with probability $1 - p_D(\mathbf{X}_{ji})$. Broadly speaking, the simulation model reflects a study

Algorithm 1 Construction of $1 - \alpha$ Confidence Sets for τ_{NT}

Require: Number of resamples B ; $\alpha \in (0, 1)$; sample proportions $p_S \in (0, 1)$ for subsampling only

- 1: **for** $b = \{1, \dots, B\}$ **do**
- 2: **if** subsampling **then** Randomly sample p_S proportion of the treated and control clusters without replacement.
- 3: **else if** bootstrap **then** Randomly sample all m treated clusters and all $J - m$ control clusters with replacement.
- 4: Compute $\hat{\boldsymbol{\vartheta}}_{UB}^{[b]} = (\hat{\tau}_{1,NT}, \hat{\tau}_{1,NT} - \hat{\tau}_{0,\nu} + \hat{R}, \hat{\tau}_{1,\nu} - \hat{\tau}_{0,\nu} + \hat{R})^\top$ and $\hat{\boldsymbol{\vartheta}}_{LB}^{[b]} = (0, \hat{\tau}_{1,NT} - \hat{\tau}_{0,\nu} - \hat{R}, \hat{\tau}_{1,\nu} - \hat{\tau}_{0,\nu} - \hat{R})^\top$.
- 5: Save $N^{[b]}$, the number of individuals in the re-sampled clusters.
- 6: **end for**
- 7: Compute $\hat{\Sigma}_{UB}$ and $\hat{\Sigma}_{LB}$, the empirical covariances of $\hat{\boldsymbol{\vartheta}}_{UB}^{[b]}$ and $\hat{\boldsymbol{\vartheta}}_{LB}^{[b]}$, respectively.

$$\hat{\Sigma}_{UB} = \frac{\bar{N}}{N} \cdot \mathcal{V}\left(\left[\hat{\boldsymbol{\vartheta}}_{UB}^{[1]}, \dots, \hat{\boldsymbol{\vartheta}}_{UB}^{[B]}\right]\right) \quad , \quad \hat{\Sigma}_{LB} = \frac{\bar{N}}{N} \cdot \mathcal{V}\left(\left[\hat{\boldsymbol{\vartheta}}_{LB}^{[1]}, \dots, \hat{\boldsymbol{\vartheta}}_{LB}^{[B]}\right]\right) \quad , \quad \bar{N} = \frac{1}{B} \sum_{b=1}^B N^{[b]}$$

8: Define the following statistics.

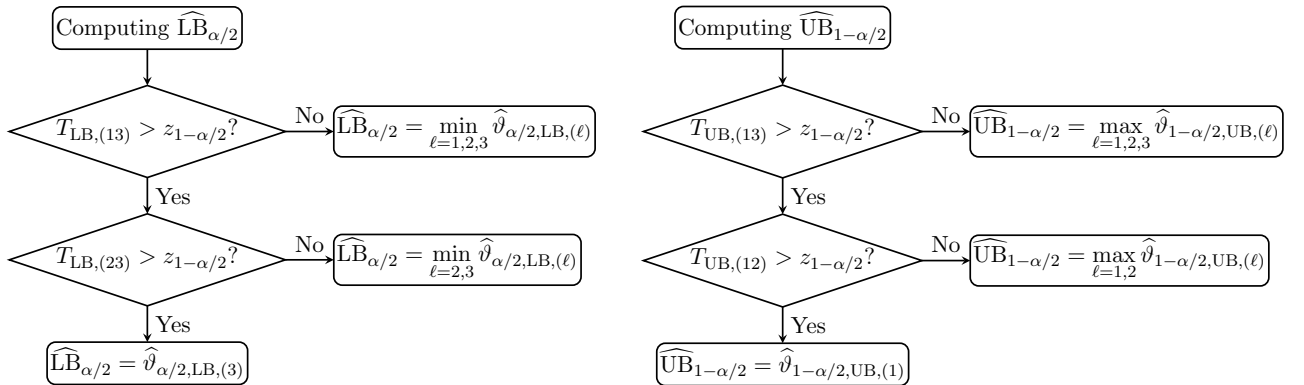
1. The ℓ th smallest element of $\hat{\boldsymbol{\vartheta}}_{LB}$ and $\hat{\boldsymbol{\vartheta}}_{UB}$, denoted as $\hat{\vartheta}_{LB,(\ell)}$ and $\hat{\vartheta}_{UB,(\ell)}$ ($\ell = 1, 2, 3$), respectively. Use these indexes ℓ throughout the algorithm.
2. The elements $\hat{\Sigma}_{LB,(k\ell)}$ and $\hat{\Sigma}_{UB,(k\ell)}$ ($1 \leq k < \ell \leq 3$), which are components of $\hat{\Sigma}_{LB}$ and $\hat{\Sigma}_{UB}$, respectively.
3. For each $1 \leq k < l \leq 3$, the test statistics $T_{LB,k\ell}$ and $T_{UB,k\ell}$.

$$T_{LB,(k\ell)} = \sqrt{\frac{\{\hat{\vartheta}_{LB,(k)} - \hat{\vartheta}_{LB,(\ell)}\}^2}{\hat{\Sigma}_{LB,(kk)} + \hat{\Sigma}_{LB,(\ell\ell)} - 2\hat{\Sigma}_{LB,(k\ell)}}} \quad , \quad T_{UB,(k\ell)} = \sqrt{\frac{\{\hat{\vartheta}_{UB,(k)} - \hat{\vartheta}_{UB,(\ell)}\}^2}{\hat{\Sigma}_{UB,(kk)} + \hat{\Sigma}_{UB,(\ell\ell)} - 2\hat{\Sigma}_{UB,(k\ell)}}}$$

4. For each $l = 1, 2, 3$, compute $\hat{\vartheta}_{\alpha/2, LB, (\ell)}$ and $\hat{\vartheta}_{1-\alpha/2, UB, (\ell)}$.

$$\hat{\vartheta}_{\alpha/2, LB, (\ell)} = \max\left\{0, \hat{\vartheta}_{LB, (\ell)} + z_{\alpha/2} \sqrt{\hat{\Sigma}_{LB, (\ell\ell)}}\right\} \quad , \quad \hat{\vartheta}_{1-\alpha/2, UB, (\ell)} = \min\left\{1, \hat{\vartheta}_{UB, (\ell)} + z_{1-\alpha/2} \sqrt{\hat{\Sigma}_{UB, (\ell\ell)}}\right\}$$

- 9: Use the flow chart to get the lower and upper ends of the confidence set, $\widehat{LB}_{\alpha/2}$ and $\widehat{UB}_{1-\alpha/2}$, respectively.



- 10: **return** $1 - \alpha$ confidence set for τ_{NT} , $[\widehat{LB}_{\alpha/2}, \widehat{UB}_{1-\alpha/2}]$.
-

population where individuals between 20 and 50 of age (in years) are likely to comply to the cluster-level interventions and the ITT effect among these individuals is greater than the ITT effect among individuals outside of this age bracket. The ITT effect also varies depending on the individual's vaccination history. In addition, the NTs have spillover effects driven by compliant individuals who are likely between 20 and 50 year olds. Overall, the true overall ITT effect is $\tau_{\text{ITT}} = 0.237$ and the true spillover effect is $\tau_{\text{NT}} = 0.152$. Once the potential outcomes are generated, we follow the original design of the study where we randomly assign 72 clusters to treatment and the rest 79 clusters to control; we repeat the treatment randomization 1000 times.

5.2 Results

Table 5.1 shows the estimation results of the overall ITT effect τ and the heterogeneous ITT effect β^* . We see that our estimators have negligible biases for τ (bias = 5.43×10^{-4}) and β^* (bias < 10^{-3}). Also, the estimated 95% CIs have the desired coverage rates, ranging from 93.4% to 98.6%, and using true variance matrix in Theorem 3.1 gets closer to the nominal 95% coverage rate. We also find that age, age squared, and vaccine history are significant effect modifiers, agreeing with our data generating model.

Target estimand	Overall	Heterogeneous ITT effect coefficient (β^*)				
Variable	ITT (τ_{ITT})	Intercept (β_0^*)	Gender (β_1^*)	Age (β_2^*)	Age ² (β_3^*)	Vaccination (β_4^*)
True value	2.37×10^{-1}	3.60×10^{-2}	5.04×10^{-2}	1.48×10^{-2}	-2.37×10^{-4}	2.71×10^{-1}
Estimate	2.37×10^{-1}	3.30×10^{-2}	5.01×10^{-2}	1.50×10^{-2}	-2.40×10^{-4}	2.72×10^{-1}
Bias	-5.39×10^{-4}	-3.01×10^{-3}	-3.70×10^{-4}	1.89×10^{-4}	-2.56×10^{-6}	2.48×10^{-4}
Standard error	2.30×10^{-2}	6.26×10^{-2}	4.75×10^{-2}	3.55×10^{-3}	4.93×10^{-5}	6.42×10^{-2}
Average p-value	$< 10^{-9}$	0.527	0.435	0.006	0.001	0.009
Coverage using \hat{V}	0.985	0.984	0.986	0.975	0.980	0.985
Coverage using V	0.958	0.945	0.951	0.942	0.934	0.942

Table 5.1: Estimation Results for ITT Effects. Each column represents a target quantity of interest. Bias is the mean difference between the estimate and the true value. Standard error is the standard deviation of the estimates. Average p-value is the average of p-values from Wald-type tests. Coverages is the proportion CIs that include the true value.

For the sharp bound on the spillover effect, we use three potential classifiers for NTs, labeled as (P1), (P2), and (P3). For (P1) and (P2), we use (EE1) and (EE2), respectively, with \mathbf{X}_{ji} in (18). For (P3), we use (EE2), but with a reduced set of covariates $\widetilde{\mathbf{X}}_{ji} = [1, X_{ji,\text{male}}, X_{ji,\text{age}}, X_{ji,\text{vaccine}}]^\top$. The noise for the randomized learner \tilde{f}_{θ^*} is generated from a uniform distribution $\text{Unif}[-10^{-10}, 10^{-10}]$.

Table 5.2 summarizes the bounds if we had the population-level classifiers. Among the three classifiers, (P2) has the narrowest bound of τ_{NT} because the f in (P2) is nearly identical to the compliance status model. In contrast, (P3) has the widest bound because of the missing quadratic term. From Theorem 4.2, our estimated bounds from the observed data should be close to these population-level bounds.

Classifier	τ_{NT}	$\tau_{1,\text{NT}}$	$\tau_{0,\text{NT}}$	$\tau_{1,C}$	$\tau_{0,C}$	R	[LB, UB]
(P1)	0.152	0.195	0.044	0.205	0.044	0.040	[0.121, 0.192]
(P2)				0.199	0.044	0.020	[0.135, 0.172]
(P3)				0.323	0.051	0.273	[0.000, 0.195]

Table 5.2: Estimands Under Each Classifier. Each row corresponds to a classifier. Each column shows the population estimands $\tau_{1,\text{NT}}$, $\tau_{0,\text{NT}}$, τ_{NT} , $\tau_{1,C}$, $\tau_{0,C}$, R , and [LB, UB].

Figure 5.1 reports the estimated bounds and the 95% confidence sets with $B = 1000$ resamples. We see that the estimated bounds cover the true τ_{NT} , with the (P2) classifier producing the shortest bound. We also see that the estimated bounds are close to their population-level counterparts in Table 5.2, numerically verifying Lemma 4.1 and Theorem 4.2. Finally, the confidence sets from both subsampling and bootstrapping achieve nominal coverage of the sharp bound [LB, UB], numerically verifying that Algorithm 1 can achieve desired coverage levels. But, our confidence sets are conservative.

Overall, our simulation results based on the Hong Kong data show that our methods can consistently estimate the ITT effects τ and β^* as well as produce bounds for the spillover effects. In particular, picking a good classifier like (P2) can sharpen the bounds for the NTs. We also show that for each of our classifiers, our confidence set procedure for the bounds provides valid, but conservative coverage.

6 Application

In this section, we re-analyze the original Hong Kong study using our proposed methods. Our replication focuses on the authors’ original analysis of the secondary attack rate, which is the infection rate excluding the index individual, among households where the intervention was applied within 36 hours of symptom onset in the index individual. Table 3 shows the results of the ITT effects. The estimated overall ITT effect and its corresponding standard errors are $\hat{\tau}_{\text{ITT}} = 0.0777$

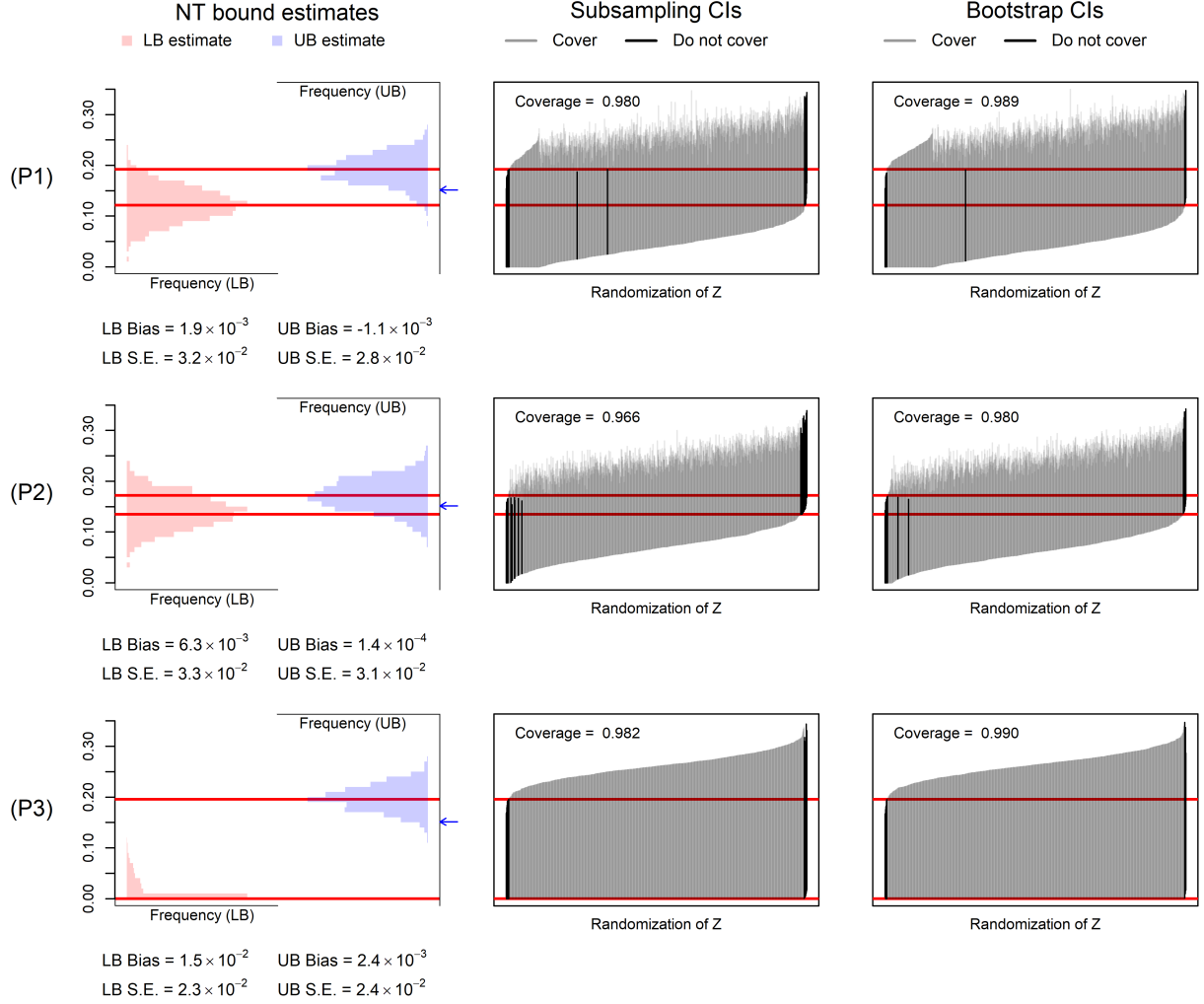


Figure 5.1: Estimation Results of the Spillover Effect Among NTs. Each row correspond to one of the three classifiers (P1), (P2), and (P3). The y -axis across all plots represents effect size. The left column shows histograms of the bound estimates $[\widehat{LB}, \widehat{UB}]$ from each simulated dataset and the x -axes show the relative frequencies. The red solid lines (—) represent the true sharp bounds $[LB, UB]$ under each classifier. The blue arrows (\leftarrow) show the true NT spillover effect $\tau_{NT} = 0.152$. The middle and right columns show the 95% confidence sets based on subsampling and bootstrapping where each vertical segment indicates a 95% CI for $[LB, UB]$ from one simulated dataset. Gray segments (|) are CIs that covered the true sharp NT bound $[LB, UB]$ and black segments (|) are CIs that did not cover it.

and $\{\widehat{V}(\widehat{\pi}_{TT})\}^{1/2} = 0.0379$, respectively. A 95% CI for π_{TT} is $[0.0035, 0.1520]$, which implies the cluster-level interventions of giving free masks and hand sanitizers had a statistically significant positive effect (at $\alpha = 0.05$) in decreasing flu cases in Hong Kong. We remark that this result agrees with the authors' original analysis in their Table 3. In general, our approach, despite not assuming a parametric model, has the power to detect a significant effect and thus, strengthens the existing causal conclusion about the overall ITT effect by the authors.

For heterogeneous ITT effects, we use individual-level, cluster-level, and index/peer’s characteristics as covariates. Specifically, for individual-level characteristics, we use individual’s gender (male/female), age, age squared, and prior vaccine status (yes/no). For cluster-level and peers’ characteristics, we use the index individual’s characteristics (gender, age, age squared, and prior vaccine status), cluster size ($n_j = 2, \dots, 6$), and house size (ranging between 200 and 3000 square footage). Also, background information by [Bartlett \(1957\)](#) and [Keeling and Rohani \(2011, Chapter 6\)](#) on mathematical models of infectious disease within small clusters suggested non-linear relationships between infection rates and cluster size. As such, we encode each cluster size as a fixed effect where $n_i = 2$ is specified as the base level and three indicators $\mathbb{1}(n_j = 3)$, $\mathbb{1}(n_j = 4)$, and $\mathbb{1}(n_j \geq 5)$ are used as dummy variables. In total, with a constant intercept term, \mathbf{X}_{ji} consist of 13 components (intercept, four individual-level characteristics, four index individual characteristics, three dummy variables about n_j , and house size).

Table [6.1](#) summarizes the results. The null hypothesis $H_0 : \beta_{11}^* = 0$ concerning the term $\mathbb{1}(n_j \geq 5)$ is rejected at level $\alpha = 0.05$ with a positive $\hat{\beta}_{11}$, implying that the cluster-level intervention of giving free masks and hand sanitizers was more effective at decreasing infection rates among households with a large number of individuals. Also, the null hypothesis $H_0 : \beta_{12}^* = 0$ concerning house size is rejected at level $\alpha = 0.1$ with a negative $\hat{\beta}_{12}$, implying that the intervention was more effective among individuals who lived in small houses. Combined, the two results suggest that giving free masks and hand sanitizers was more effective among individuals living in dense households. In addition, the p-value of rejecting the overall non-intercept null hypothesis $H_0 : \beta_{(-0)}^* = 0$ is 3.75×10^{-6} , implying that the ITT effect is heterogeneous among the covariates. We remark that the original analysis by [Cowling et al. \(2009\)](#) did not analyze heterogeneous ITT effects and potentially missed out on these important insights about the ITT effect.

Finally, we estimate the sharp bound of the NT spillover effect. Similar to the simulation study, we use three potential classifiers (P1), (P2), and (P3) for NTs, except we use the aforementioned 13 covariates in (P1) and (P2) and we only use the first 5 covariates (i.e. intercept and individual-level covariates) in (P3); the latter specification is done to illustrate the role that a good classifier plays in tightening our bounds. All three classifiers use a uniform distribution $\text{Unif}(-10^{-10}, 10^{-10})$ as the randomizer. For each classifier, we report the estimates $\hat{\tau}_{1,\text{NT}}$, $\hat{\tau}_{1,C}$, $\hat{\tau}_{0,C}$, and \hat{R} as well as the estimated sharp bound $[\widehat{\text{LB}}, \widehat{\text{UB}}]$. We also construct 95% confidence sets based on $B = 1000$

Variable	Estimate	SE	95% CI		χ^2_1 -statistic	p-value
			Lower bound	Upper bound		
Overall ITT (τ_{ITT})	7.77×10^{-2}	3.79×10^{-2}	3.46×10^{-3}	1.52×10^{-1}	4.207	0.040
Intercept (β_0^*)	3.41×10^{-1}	2.00×10^{-1}	-5.19×10^{-2}	7.34×10^{-1}	2.894	0.089
Gender (β_1^*)	2.96×10^{-2}	6.03×10^{-2}	-8.86×10^{-2}	1.48×10^{-1}	0.241	0.623
Age (β_2^*)	-4.48×10^{-3}	6.45×10^{-3}	-1.71×10^{-2}	8.16×10^{-3}	0.483	0.487
Age ² (β_3^*)	3.22×10^{-5}	7.31×10^{-5}	-1.11×10^{-4}	1.76×10^{-4}	0.194	0.660
Vaccination (β_4^*)	-5.43×10^{-2}	6.76×10^{-2}	-1.87×10^{-1}	7.82×10^{-2}	0.645	0.422
Index ind. gender (β_5^*)	-8.85×10^{-2}	5.98×10^{-2}	-2.06×10^{-1}	2.87×10^{-2}	2.188	0.139
Index ind. age (β_6^*)	-6.38×10^{-3}	8.76×10^{-3}	-2.35×10^{-2}	1.08×10^{-2}	0.531	0.466
Index ind. Age ² (β_7^*)	1.66×10^{-4}	1.52×10^{-4}	-1.31×10^{-4}	4.63×10^{-4}	1.199	0.273
Index ind. vaccination (β_8^*)	7.39×10^{-2}	5.81×10^{-2}	-3.99×10^{-2}	1.88×10^{-1}	1.619	0.203
$\mathbb{1}(n_j = 3)$ (β_9^*)	3.29×10^{-2}	8.99×10^{-2}	-1.43×10^{-1}	2.09×10^{-1}	0.134	0.714
$\mathbb{1}(n_j = 4)$ (β_{10}^*)	-3.34×10^{-2}	7.56×10^{-2}	-1.82×10^{-1}	1.15×10^{-1}	0.195	0.659
$\mathbb{1}(n_j \geq 5)$ (β_{11}^*)	2.76×10^{-1}	1.09×10^{-1}	6.27×10^{-2}	4.90×10^{-1}	6.429	0.011
House size (β_{12}^*)	-1.46×10^{-4}	7.57×10^{-5}	-2.94×10^{-4}	2.24×10^{-6}	3.726	0.054

Table 6.1: ITT Effects in the Hong Kong Study. Each row represents an estimand and each column shows relevant statistics.

resamples, $p_s = 0.3$ for (P3), and $p_s = 0.4$ for (P1) and (P2). Table 6.2 summarizes the estimation results.

Classifier	$\widehat{\tau}_{1,\text{NT}}$	$\widehat{\tau}_{1,C}$	$\widehat{\tau}_{0,C}$	\widehat{R}	$[\widehat{\text{LB}}, \widehat{\text{UB}}]$	$[\widehat{\text{LB}}_{0.025}, \widehat{\text{UB}}_{0.975}]$
(P1)	0.966	0.948	0.794	0.345	[0, 0.499]	Subsampling: [0, 0.660]
						Bootstrap: [0, 0.705]
(P2)	0.966	0.966	0.778	0.328	[0, 0.515]	Subsampling: [0, 0.673]
						Bootstrap: [0, 0.707]
(P3)	0.966	0.966	0.800	0.414	[0, 0.579]	Subsampling: [0, 0.735]
						Bootstrap: [0, 0.771]

Table 6.2: Spillover Effect Among NTs in the Hong Kong Study. Each row corresponds to a classifier. Each column shows the estimated quantity.

Under all three classifiers, there is no evidence to suggest that the NT’s spillover effect is greater than zero. Specifically, all three classifiers lead to misclassification errors R around 35% and force the lower bounds across all three classifiers to be 0. The estimated upper bounds range from 0.499 to 0.579, suggesting that wearing masks or using hand sanitizers offers at most a 50% reduction in infection rate among NTs who do not use these items. We do not believe the spillover effect is at the boundary the estimated upper bounds; most likely, it will be somewhere close to 0 given

that all of the lower bound estimates are 0. Also, classifier (P3) using only five covariates has a larger bound than classifiers (P1) and (P2) based on all 13 covariates, suggesting the importance of incorporating more information to build better classifiers. Finally, similar to the simulation study, the bootstrap-based confidence sets are slightly larger than the subsampling-based confidence sets.

7 Conclusion

This paper presents methods to analyze treatment effects in CRTs when both effect heterogeneity, noncompliance and treatment spillovers are present simultaneously. Specifically, we tackle two problems that arise at the intersection of these three issues: (i) estimating the overall and heterogeneous ITT effects and (ii) bounding the NT’s spillover effect. For the ITT effects, we make a modest extension of [Ding et al. \(2019\)](#) to CRT settings where we propose estimators that are robust to affine transformations and do not require parametric modeling assumptions on the outcome. We also show that the desired asymptotic properties hold even if the size of the clusters is not bounded. For the NTs spillover effects, we present a novel method to obtain sharp bounds by using linear programming and supervised machine learning where a good classifier for NTs can tighten the bound. Our method produces sharp bounds for the spillover effect and the proposed estimators of these bounds are shown to be consistent. For inference, we use a heuristic algorithm to construct confidence sets for bounds and numerically demonstrate that they achieve nominal coverage. We demonstrate our methods in the Hong Kong study and find that not only does giving free masks and hand sanitizers within 36 hours after the onset of symptoms reduce the secondary attack rate, its effect is larger among dense households where many families are living in a small living space. However, we are unable to find evidence of a significant spillover effect among NTs from this study.

We end by offering some advice on how to use our methods to analyze CRTs in infectious disease settings. First, we believe our approach to analyzing both overall and heterogeneous ITT effects is promising, especially since it was able to detect significant heterogeneous effects without making explicit modeling assumptions on the outcome and/or the cluster structure via random effect models. Second, unless the spillover effect is large in magnitude or the NT population can be accurately predicted, our bound-based analysis could be conservative. As shown in the

empirical example above, to produce tighter bounds, we recommend investigators collect a richer set of covariates to improve the NT classifier. Finally, our approach to analyzing spillover effects among NTs can also be used to analyze spillover effects among always-takers by simply flipping the definition of Z and D .

Supplementary Material

This document contains supplementary materials for “Analysis of Cluster Randomized Trials of Infectious Diseases: Effect Heterogeneity, Noncompliance, and Spillover Effects.” Section [A](#) presents additional results related to the main paper. Section [B](#) proves lemmas and theorems stated in the paper. Section [C](#) proves lemmas introduced in the supplementary material.

A Additional Results

In this section, we introduce additional results which are related to the main paper.

A.1 Details of Section [1](#) in the Main Paper

In Table [A.1](#), we provide a selective overview of empirical work concerning CRTs for infectious diseases where treatment spillover effects were discussed and noncompliance was reported; for additional studies, see the references cited in these works. Overall, every study relied on some form of parametric modeling, some with random effect models and some using cluster bootstrap standard errors. Additionally, every study had more study units than the number of clusters, with some clusters having 400 study units per cluster ([Miguel and Kremer, 2004](#)) while others 1.35 study unit per cluster ([Devoto et al., 2012](#)).

Reference	Intervention	Primary Outcome	Cluster (size)	Individual (size)	Analytic Method
Miguel and Kremer (2004)	Having deworming drug	Helminth infection	School (75)	Student (~30,000)	Cluster-robust probit regression
Cowling et al. (2009)	Using masks and hand sanitizer	Influenza infection	Household (259)	Household member (794)	Logistic model with cluster-robust bootstrap Generalized estimating equations
Canini et al. (2010)	Using masks	Influenza-like illness	Household (105)	Household member (306)	Logistic model with cluster-robust bootstrap
Stebbins et al. (2011)	Giving hand sanitizer with education	Influenza infection	School (10)	Student (3,360)	Poisson/negative binomial mixed effect model
MacIntyre et al. (2011)	Wearing masks or respirators during the work shift	Influenza-like illness Influenza infection	Hospital (15)	Health care workers (1,441)	Logistic mixed effect model
Aiello et al. (2012)	Using masks and hand sanitizer	Influenza-like illness Influenza infection	University residence hall (37)	University student (1,178)	Discrete-time survival analysis
Devoto et al. (2012)	Providing information about and assisting the connection to the water network	Water usage Child health Overall well-being	Clustered by location (626)	Household (845)	Cluster-robust linear regression
Duflo et al. (2015)	Providing education subsidy and/or HIV education program	School attendance Early marriage/pregnancy HIV/Herpes infection	School (328)	Student (19,289)	Cluster-robust linear regression
MacIntyre et al. (2016)	Using medical masks	Clinical respiratory illness Influenza-like illness Respiratory infection	Hospital (6)	Household (245)	Survival analysis

Table A.1: Summary of the references in Section 1 in the main paper. Both noncompliance and spillover effects are present in all references.

A.2 Details of Section 3 in the Main Paper

A.2.1 Useful Lemmas

In this subsection, we introduce lemmas that are used in proofs in Section B.1 and B.2.

Lemma A.1. *Suppose that assumption (A1) in the main paper hold. Then, the expectation and the variance of \mathbf{Z} are given by*

$$\mathbb{E}(\mathbf{Z} \mid \mathcal{F}_J, \mathcal{Z}_J) = \frac{m}{J} \mathbf{1}_J \quad , \quad \text{Var}(\mathbf{Z} \mid \mathcal{F}_J, \mathcal{Z}_J) = \frac{m(J-m)}{J(J-1)} \Pi_J$$

where $\Pi_J = I_J - \mathbf{1}_J \mathbf{1}_J^\top / J$ is the centering matrix.

Lemma A.2. *Suppose that assumption (A1) in the main paper hold. Then, for $z = 0, 1$, we have the following result.*

$$\mathbb{E}\{\widehat{\mathcal{M}}_z(\mathbf{S}) \mid \mathcal{F}_J, \mathcal{Z}_J\} = \mathcal{M}(\mathbf{S}) \quad , \quad \mathbb{E}\{\widehat{\mathcal{V}}_z(\mathbf{S}, \mathbf{T}) \mid \mathcal{F}_J, \mathcal{Z}_J\} = \mathcal{V}(\mathbf{S}, \mathbf{T})$$

The proofs of Lemma A.1 and A.2 are in Section C.1 and C.2, respectively.

A.2.2 Dependence of Difference-in-means Estimator on Affine Transformations

In this subsection, we show the Neyman-type unbiased estimators $\widehat{\eta}_{\text{TT}} = \widehat{\mathcal{M}}_1(\mathbf{y}) - \widehat{\mathcal{M}}_0(\mathbf{y})$ and $\widehat{\beta} = \{\mathcal{M}(\mathbf{x})\}^{-1} \{\widehat{\mathcal{M}}_1(\mathbf{y}_X) - \widehat{\mathcal{M}}_0(\mathbf{y}_X)\}$ are sensitive to transformation in the outcome variable. Suppose the outcome variable is transformed as $Y'_{ji} = a + bY_{ji}$. The corresponding estimators associated with Y'_{ji} are

$$\widehat{\eta}'_{\text{TT}} = \widehat{\mathcal{M}}_1(a\mathbf{1}_J + b\mathbf{y}) - \widehat{\mathcal{M}}_0(a\mathbf{1}_J + b\mathbf{y}) \quad , \quad \widehat{\beta}' = \left\{ \mathcal{M}(\mathbf{x}) \right\}^{-1} \left\{ \widehat{\mathcal{M}}_1(a\mathbf{c} + b\mathbf{y}_X) - \widehat{\mathcal{M}}_0(a\mathbf{c} + b\mathbf{y}_X) \right\}$$

where $\mathbf{1}_J = \{1, \dots, 1\}$ and $\mathbf{c} = \{c_1, \dots, c_J\}$ with $c_j = (J/N) \sum_{i=1}^{n_j} \mathbf{X}_{ji}$. We observe that $\widehat{\mathcal{M}}_1(a\mathbf{1}_J + b\mathbf{y})$ and $\widehat{\mathcal{M}}_0(a\mathbf{1}_J + b\mathbf{y})$ are given as follows.

$$\widehat{\mathcal{M}}_1(a\mathbf{1}_J + b\mathbf{y}) = \frac{a}{m} \frac{J}{N} \sum_{j=1}^J Z_j n_j + b\widehat{\mathcal{M}}_1(\mathbf{y}) = \frac{aN_1}{m} \frac{J}{N} + b\widehat{\mathcal{M}}_1(\mathbf{y}) \quad , \quad \widehat{\mathcal{M}}_0(a\mathbf{1}_J + b\mathbf{y}) = \frac{aN_0}{J-m} \frac{J}{N} + b\widehat{\mathcal{M}}_0(\mathbf{y})$$

Thus, dependence of $\hat{\tau}'_{\text{ITT}}$ on a does not vanish.

$$\hat{\tau}'_{\text{ITT}} = \frac{aJ}{N} \left(\frac{N_1}{m} - \frac{N_0}{J-m} \right) + b\widehat{\mathcal{M}}_1(\mathbf{y}) - b\widehat{\mathcal{M}}_0(\mathbf{y}) = \frac{aJ}{N} \left(\frac{N_1}{m} - \frac{N_0}{J-m} \right) + b\widehat{\tau}_{\text{ITT}}$$

Similarly, we observe that $\widehat{\mathcal{M}}_1(a\mathbf{c} + b\mathbf{y}_X)$ and $\widehat{\mathcal{M}}_0(a\mathbf{c} + b\mathbf{y}_X)$ are given as follows.

$$\begin{aligned}\widehat{\mathcal{M}}_1(a\mathbf{c} + b\mathbf{y}_X) &= \frac{a}{m} \frac{J}{N} \sum_{j=1}^J Z_j \sum_{i=1}^{n_j} \mathbf{X}_{ji} + b\widehat{\mathcal{M}}_1(\mathbf{y}_X) \\ \widehat{\mathcal{M}}_0(a\mathbf{c} + b\mathbf{y}_X) &= \frac{a}{J-m} \frac{J}{N} \sum_{j=1}^J (1 - Z_j) \sum_{i=1}^{n_j} \mathbf{X}_{ji} + b\widehat{\mathcal{M}}_0(\mathbf{y}_X)\end{aligned}$$

The dependence of $\widehat{\beta}'$ on a does not vanish.

$$\begin{aligned}& \widehat{\mathcal{M}}_1(a\mathbf{c} + b\mathbf{y}_X) - \widehat{\mathcal{M}}_0(a\mathbf{c} + b\mathbf{y}_X) \\ &= \left\{ \mathcal{M}(\mathbf{x}) \right\}^{-1} \left\{ \frac{aJ}{N} \left(\frac{\sum_{j=1}^J Z_j \sum_{i=1}^{n_j} \mathbf{X}_{ji}}{m} - \frac{\sum_{j=1}^J (1 - Z_j) \sum_{i=1}^{n_j} \mathbf{X}_{ji}}{J-m} \right) + b\widehat{\mathcal{M}}_1(\mathbf{y}_X) - b\widehat{\mathcal{M}}_0(\mathbf{y}_X) \right\} \\ &= \left\{ \mathcal{M}(\mathbf{x}) \right\}^{-1} \left\{ \frac{aJ}{N} \left(\frac{\sum_{j=1}^J Z_j \sum_{i=1}^{n_j} \mathbf{X}_{ji}}{m} - \frac{\sum_{j=1}^J (1 - Z_j) \sum_{i=1}^{n_j} \mathbf{X}_{ji}}{J-m} \right) \right\} + b\widehat{\beta}\end{aligned}$$

Due to the dependence on the shifting term, the Neyman-type unbiased estimators are sensitive to transformation in the outcome variable.

A.2.3 Average Cluster-level ITT Effect and Heterogeneous ITT Effect

A variant of τ_{ITT} is the average cluster-level ITT effect where cluster-level averages of individual ITT effects are aggregated. Specifically, let $\mathcal{Y}_{C,j}^{\langle z \rangle} = n_j^{-1} \sum_{i=1}^{n_j} Y_{ji}^{\langle z \rangle}$ and $\mathbf{y}_C^{\langle z \rangle} = \{\mathcal{Y}_{C,1}^{\langle z \rangle}, \dots, \mathcal{Y}_{C,J}^{\langle z \rangle}\}^\top$.

The average cluster-level ITT effect is given as

$$\tau_{\text{ITT.C}} = \frac{1}{J} \sum_{j=1}^J \frac{1}{n_j} \sum_{i=1}^{n_j} \tau_{ji} = \mathcal{M}\{\mathbf{y}_C^{\langle 1 \rangle}\} - \mathcal{M}\{\mathbf{y}_C^{\langle 0 \rangle}\} \quad (19)$$

A variant of the best linear approximation would weigh each cluster by their cluster size, i.e.

$$\beta_C^* = \arg \min_{\beta} \sum_{j=1}^J \frac{1}{n_j} \sum_{i=1}^{n_j} \left(\tau_{ji} - \mathbf{X}_{ji}^\top \beta \right)^2 \quad (20)$$

Let $\mathcal{X}_{C,j} = n_j^{-1} \sum_{i=1}^{n_j} \mathbf{X}_{ji} \mathbf{X}_{ji}^\top$ be the scaled average of regressor matrices in cluster j and let $\mathcal{X}_C = \{\mathcal{X}_{C,1}, \dots, \mathcal{X}_{C,J}\}$ be the collection of $\mathcal{X}_{C,j}$ across J clusters. If $\mathcal{M}(\mathcal{X}_C) = J^{-1} \sum_{j=1}^J n_j^{-1} \sum_{i=1}^{n_j} \mathbf{X}_{ji} \mathbf{X}_{ji}^\top$ is invertible, we can rewrite β_C^* in (20) as

$$\beta_C^* = \left[\frac{1}{J} \sum_{j=1}^J \frac{1}{n_j} \sum_{i=1}^{n_j} \mathbf{X}_{ji} \mathbf{X}_{ji}^\top \right]^{-1} \left[\frac{1}{J} \sum_{j=1}^J \frac{1}{n_j} \sum_{i=1}^{n_j} \mathbf{X}_{ji} \tau_{ji} \right] = \left\{ \mathcal{M}(\mathcal{X}_C) \right\}^{-1} \left[\mathcal{M}\{\mathcal{Y}_{X.C}^{(1)}\} - \mathcal{M}\{\mathcal{Y}_{X.C}^{(0)}\} \right]$$

where $\mathcal{Y}_{X.C,j}^{(z)} = n_j^{-1} \sum_{i=1}^{n_j} \mathbf{X}_{ji} Y_{ji}^{(z)} \in \mathbb{R}^{p \times 1}$ and $\mathcal{Y}_{X.C}^{(z)} = \{\mathcal{Y}_{X.C,1}^{(z)}, \dots, \mathcal{Y}_{X.C,J}^{(z)}\}$.

We propose the following estimators of $\eta_{TT.C}$ and β_C^* that are similar to the estimators in (4) in the main paper.

$$\hat{\eta}_{TT.C} = \{\widehat{\mathcal{M}}_1(\mathcal{N}_C)\}^{-1} \widehat{\mathcal{M}}_1(\mathcal{Y}_C) - \{\widehat{\mathcal{M}}_0(\mathcal{N}_C)\}^{-1} \widehat{\mathcal{M}}_0(\mathcal{Y}_C) = \widehat{\mathcal{M}}_1(\mathcal{Y}_C) - \widehat{\mathcal{M}}_0(\mathcal{Y}_C) \quad (21)$$

$$\widehat{\beta}_C = \{\widehat{\mathcal{M}}_1(\mathcal{X}_C)\}^{-1} \widehat{\mathcal{M}}_1(\mathcal{Y}_{X.C}) - \{\widehat{\mathcal{M}}_0(\mathcal{X}_C)\}^{-1} \widehat{\mathcal{M}}_0(\mathcal{Y}_{X.C}) \quad (22)$$

Here $\mathcal{N}_C = \{(n_1)^{-1} n_1, \dots, (n_J)^{-1} n_J\}$ is the collection of scaled cluster sizes which reduces to $\mathbf{1}_J$. The estimators in (21) and (22) are invariant to affine transformations; see Section B.1 for the proof. Moreover, $\hat{\eta}_{TT.C}$ is unbiased because there is no random denominators unlike $\hat{\eta}_{TT}$. Still, $\widehat{\beta}_C$ is biased as $\widehat{\beta}$ because of the random denominator.

Similar to $\hat{\eta}_{TT}$ and $\widehat{\beta}$, Theorem A.1 shows that $\hat{\eta}_{TT.C}$ and $\widehat{\beta}_C$ achieve asymptotic Normality under Assumption A.1.

Assumption A.1. Let $\mathcal{R}_C^{(z)} = \{\mathcal{R}_{C,1}^{(z)}, \dots, \mathcal{R}_{C,J}^{(z)}\}$ and $\mathcal{R}_{X.C}^{(z)} = \{\mathcal{R}_{X.C,1}^{(z)}, \dots, \mathcal{R}_{X.C,J}^{(z)}\}$ where $\mathcal{R}_{C,j}^{(z)} = \mathcal{Y}_{C,j}^{(z)} - \mathcal{M}\{\mathcal{Y}_C^{(z)}\}$ and $\mathcal{R}_{X.C,j}^{(z)} = \mathcal{Y}_{X.C,j}^{(z)} - \mathcal{X}_{C,j} \{\mathcal{M}(\mathcal{X}_C)\}^{-1} \mathcal{M}\{\mathcal{Y}_{X.C}^{(z)}\}$ for each $z \in \{0, 1\}$. The following condition holds.

- (i) (*Asymptotic rate of m and J*) As $J \rightarrow \infty$, we have $m/J \rightarrow p_{\text{trt}} \in (0, 1)$.
- (ii) (*First Moments and full rank*) For each $z = 0, 1$, $\mathcal{M}\{\mathcal{R}_C^{(z)}\}$, $\mathcal{M}\{\mathcal{R}_{X.C}^{(z)}\}$ have finite limits as $J \rightarrow \infty$. Also, $\mathcal{M}(\mathcal{X}_C)$ is full rank and $\lim_{J \rightarrow \infty} \mathcal{M}(\mathcal{X}_C)$ converges to a full-rank matrix.
- (iii) (*Second Moments*) For each $z = 0, 1$, $\mathcal{V}\{\mathcal{R}_C^{(z)}\}$, $\mathcal{V}\{\mathcal{R}_{X.C}^{(z)}\}$, $\mathcal{V}\{\mathcal{R}_C^{(1)}, \mathcal{R}_C^{(0)}\}$, $\mathcal{V}\{\mathcal{R}_{X.C}^{(1)}, \mathcal{R}_{X.C}^{(0)}\}$, and $\mathcal{V}(\mathcal{X}_C)$ have nonzero finite limits as $J \rightarrow \infty$.
- (iv) (*Tightness*) As $J \rightarrow \infty$, $\|\mathcal{R}_{C,j}^{(z)} - \mathcal{M}\{\mathcal{R}_C^{(z)}\}\|_2^2/J$, $\|\mathcal{R}_{X.C,j}^{(z)} - \mathcal{M}\{\mathcal{R}_{X.C}^{(z)}\}\|_2^2/J$, and $\|\mathcal{X}_{C,j} -$

$\mathcal{M}(\mathcal{X}_C)\|_2^2/J$ converge to zero for all $j = 1, \dots, J$ and $z = 0, 1$.

Theorem A.1. *Suppose assumption (A1) in the main paper holds. Then, under Assumption A.1, as $J \rightarrow \infty$, the limiting distributions of $\hat{\tau}_{\text{ITT.C}}$ and $\hat{\beta}_C$ are*

$$\sqrt{J}(\hat{\tau}_{\text{ITT.C}} - \tau_{\text{ITT.C}}) \xrightarrow{D} N\left(0, \lim_{J \rightarrow \infty} (J \cdot V_{\text{ITT.C}})\right) \quad , \quad \sqrt{J}(\hat{\beta}_C - \beta_C^*) \xrightarrow{D} N\left(0, \lim_{J \rightarrow \infty} (J \cdot V_{\beta_C})\right)$$

where the variance terms are given by

$$V_{\text{ITT.C}} = \frac{\mathcal{V}\{\mathcal{R}_C^{(1)}\}}{m} + \frac{\mathcal{V}\{\mathcal{R}_C^{(0)}\}}{J-m} - \frac{\mathcal{V}\{\mathcal{R}_C^{(1)} - \mathcal{R}_C^{(0)}\}}{J}$$

$$V_{\beta_C} = \left\{\mathcal{M}(\mathcal{X}_C)\right\}^{-1} \left[\frac{\mathcal{V}\{\mathcal{R}_{X.C}^{(1)}\}}{m} + \frac{\mathcal{V}\{\mathcal{R}_{X.C}^{(0)}\}}{J-m} - \frac{\mathcal{V}\{\mathcal{R}_{X.C}^{(1)} - \mathcal{R}_{X.C}^{(0)}\}}{J} \right] \left\{\mathcal{M}(\mathcal{X}_C)\right\}^{-1}$$

Theorem A.1 can be shown by following the proof in Section B.2 after replacing $\mathcal{R}^{(z)}$, $\mathcal{R}_X^{(z)}$, \mathcal{N} , and \mathcal{X} with $\mathcal{R}_C^{(z)}$, $\mathcal{R}_{X.C}^{(z)}$, 1, and \mathcal{X}_C , respectively. Similar to the main paper, we can use Theorem A.1 to conduct hypothesis testing on $\tau_{\text{ITT.C}}$ and β_C^* .

A.3 Details of Section 4 in the Main Paper

In this subsection, we introduce a practical guide for choosing the random noise parameter r and the surrogate indicator function parameters (c, h) .

A.3.1 Choice of the Random Noise Parameter r

First, let Q be the collection of calibration term q satisfying the second part of equation (9) in the main paper; i.e.,

$$Q = \left\{ q \left| N_{\text{NT}} = \sum_{j=1}^J \sum_{i=1}^{n_j} \mathbb{1}\{f_{\theta^*}(\mathbf{X}_{ji}) \geq q\} \right. \right\} \quad (23)$$

As discussed in the main paper, q^* is chosen so that the number of NTs in the population is the same as the number of individuals classified as NT; Kennedy et al. (2020) refers to such classifier as a strength-calibrated classifier.

Q should satisfy two desirable conditions to theoretically guarantee consistent estimation of the sharp bound of τ_{NT} . The first condition is non-empty Q , which implies that the quantile-threshold

classifier based on the “optimal learner” f_{θ^*} (with respect to the loss function L) can be strength-calibrated. That is, the optimal learner can be used to classify individuals into NT and non-NT while the numbers of true NTs and the number of individuals classified as NT are the same. If Q is non-empty, it has a form of $(f_{(N_{\text{NT}})}, f_{(N_{\text{NT}}+1)})$ where $f_{(k)}$ is k -th order statistic of $f_{\theta^*}(\mathbf{X}_{ji})$ among N optimal learners and $N_{\text{NT}} = N - N_{\text{NT}}$ is the number of non-NTs. The second condition is that the length of Q is $\Theta(J^{-1})$ provided that Q is not empty. This implies that all possible calibration values converge to a single value. As a result, all quantile-threshold classifiers based on the optimal learner satisfying (23) are asymptotically equivalent. The convergence rate J^{-1} is the same as two adjacent order statistics of a continuous distribution whose density is upper bounded.

Motivated by the above conditions, we formally define *the optimal solution set* Q as follows.

Definition A.1. A solution set $Q \subset \mathbb{R}$ is optimal if Q is not empty with a form $Q = (q_1, q_2]$ ($q_1, q_2 \in \mathbb{R}$) and the length of Q is $\Theta(J^{-1})$.

As discussed in the main paper, the solution set Q may be non-optimal. Among possible violations, we consider two cases which mostly happens in practice.

- (a) (*Violation 1: Empty Q*) The set Q may empty if the unique values of the optimal proxies are much fewer than J . This happens if all of the covariates are discrete variables. For example, suppose that the observed dataset has a binary covariate $\mathbf{X}_{ji} \in \{0, 1\}$ and that the linear learner $f_{\theta}(\mathbf{X}_{ji}) = \mathbf{X}_{ji}^T \theta$ is used. Then, the optimal learner $f_{\theta^*}(\mathbf{X}_{ji})$ can only take two values corresponding to $\mathbf{X}_{ji} = 0$ or 1 , say $f_{\theta^*}(1) = 0.7$ and $f_{\theta^*}(0) = 0.3$. Thus, the possible number of NTs based on $\sum_{j=1}^J \sum_{i=1}^{n_j} \mathbb{1}\{f_{\theta^*}(\mathbf{X}_{ji}) \geq q\}$ are only three as follows:

$$\sum_{j=1}^J \sum_{i=1}^{n_j} \mathbb{1}\{f_{\theta^*}(\mathbf{X}_{ji}) \geq q\} = \begin{cases} N & q \leq 0.3 \\ \sum_{j=1}^J \sum_{i=1}^{n_j} \mathbb{1}\{\mathbf{X}_{ji} = 1\} & 0.3 < q \leq 0.7 \\ 0 & 0.7 < q \end{cases} \quad (24)$$

Unless the number of individuals whose covariate is 1 equals to N_{NT} (i.e., $\sum_{j=1}^J \sum_{i=1}^{n_j} \mathbb{1}\{\mathbf{X}_{ji} = 1\} = N_{\text{NT}}$), Q is empty.

- (b) (*Violation 2: Asymptotically non-shrinking Q*) Asymptotically non-shrinking Q may occur if NT membership is systematically determined by discrete covariates. Continuing the il-

illustration of (24), suppose that a binary covariate \mathbf{X}_{ji} is the immunocompromise status of individual ji which perfectly indicates NT membership of ji ; i.e, $\mathbb{1}\{\mathbf{X}_{ji} = 1\} = \text{NT}_{ji}$. The corresponding Q is non-empty with a form $(0.3, 0.7]$. If the proportion of NTs and non-NTs do not vanish as J goes to infinity, the length of Q also does not shrink.

To obtain an optimal the solution set under the above cases, we use the randomized learner $\tilde{f}_{\theta^*}(\mathbf{X}_{ji}) = f_{\theta^*}(\mathbf{X}_{ji}) + e_{ji}$ where $e_{ji} \sim \text{Unif}(-r, r)$. The corresponding solution set \tilde{Q} involving the noise-added optimal proxies is defined as

$$\tilde{Q} := \left\{ q \left| N_{\text{NT}} = \sum_{j=1}^J \sum_{i=1}^{n_j} \mathbb{1}\{\tilde{f}_{\theta^*}(\mathbf{X}_{ji}) \geq q\} \right. \right\} \quad (25)$$

In the following paragraphs, we show that \tilde{Q} is an optimal set under carefully chosen r when either one of violation occurs. Briefly speaking, due to the distribution of e_{ji} , the noise-added optimal proxies are distinct and, as a result, \tilde{Q} is non-empty. Furthermore, the length of \tilde{Q} is $\Theta(J^{-1})$ when the empirical probability density function of \mathbf{X}_{ji} s is uniformly upper bounded for all J . This is because the distance between two adjacent order statistics of a uniform distribution is proportional to the reciprocal of the sample size almost surely.

(a) (Remedy for Empty Q)

When Q is empty, we find that there exists a value q_M so that $q_M = f_{(N_{\text{NT}})} = f_{(N_{\text{NT}}+1)}$; i.e., the interval $(f_{(N_{\text{NT}})}, f_{(N_{\text{NT}}+1)}]$ is empty. We define three sets F_1 , F_2 , and F_3 as follows.

$$F_1 = \{f_{\theta^*}(\mathbf{X}_{ji}) \mid f_{\theta^*}(\mathbf{X}_{ji}) > q_M\}, \quad F_2 = \{f_{\theta^*}(\mathbf{X}_{ji}) \mid f_{\theta^*}(\mathbf{X}_{ji}) < q_M\}, \quad F_3 = \{f_{\theta^*}(\mathbf{X}_{ji}) \mid f_{\theta^*}(\mathbf{X}_{ji}) = q_M\}$$

F_1 is the set of the optimal learners that are larger than the upper candidate threshold, F_2 is the set of the optimal learners that are smaller than the lower candidate threshold, and F_3 is the set of the optimal learners that have the same value as the candidate thresholds. Note that the individual whose proxy belongs to F_1 and F_2 is classified as NT and non-NT, respectively.

Let $q_U = \min F_1$ and $q_L = \max F_2$. In words, q_U is the smallest value of the proxies that are

larger than q_M and q_L is the largest value of the proxies that are smaller than q_M . Let r be

$$r = \frac{1}{4} \min\{q_U - q_M, q_M - q_L\}$$

Under this construction, r is smaller than the distance between $F_1 \cup F_2$ and F_3 . The corresponding randomized learner \tilde{f}_{θ^*} is constructed from $\tilde{f}_{\theta^*}(\mathbf{X}_{ji}) = f_{\theta^*}(\mathbf{X}_{ji}) + e_{ji}$ where $e_{ji} \sim \text{Unif}(-r, r)$. Because every randomized learners are different from the others, \tilde{Q} in (25) is not empty. For any $q^* \in \tilde{Q}$, we find that $\tilde{f}_{\theta^*}(\mathbf{X}_{ji}) > q^*$ for any $f_{\theta^*}(\mathbf{X}_{ji}) \in F_1$ and $f_{\theta^*}(\mathbf{X}_{ji}) < q^*$ for any $f_{\theta^*}(\mathbf{X}_{ji}) \in F_2$. This implies that the random noises e_{ji} do not affect the classification for individuals whose optimal learners belong to $F_1 \cup F_2$. That is, the random noises only randomize the individuals whose optimal learner belong to F_3 and the modified solution set \tilde{Q} is the interval between two adjacent order statistic of $\tilde{f}_{\theta^*}(\mathbf{X}_{ji})$ whose original proxy $f_{\theta^*}(\mathbf{X}_{ji})$ belongs to F_3 ; i.e., $f_{\theta^*}(\mathbf{X}_{ji}) = q_M$. Thus, the randomized learners $\tilde{f}_{\theta^*}(\mathbf{X}_{ji})$ corresponding to F_3 follow a uniform distribution $\text{Unif}(q_M - r, q_M + r)$. This implies that the length of \tilde{Q} has the same asymptotic order of the difference of two adjacent order statistics of a uniform distribution. Thus, $|\tilde{Q}| = \Theta(J^{-1})$ almost surely.

(b) (Remedy for Non-shrinking Q)

When Q does not shrink, it implies that $q_L = f_{(N_{\text{NT}})}$ and $q_U = f_{(N_{\text{NT}}+1)}$ are different. Let $r = (q_U - q_L)/4$ and we generate f_{ℓ}^{aux} ($\ell = 1, \dots, J$) from a uniform distribution $\text{Unif}(q_L + r, q_U - r)$ for the data augmentation. Next we choose $\text{NT}_{\ell}^{\text{aux}} \in \{0, 1\}$ so that

$$\sum_{\ell=1}^J \mathbb{1}(f_{\ell}^{\text{aux}} \geq q_L + r) < \sum_{\ell=1}^J \text{NT}_{\ell}^{\text{aux}} < \sum_{\ell=1}^J \mathbb{1}(f_{\ell}^{\text{aux}} \geq q_U - r)$$

We consider the following augmented equation with the randomized learner $\tilde{f}_{\theta^*}(\mathbf{X}_{ji}) = f_{\theta^*}(\mathbf{X}_{ji}) + e_{ji}$ where e_{ji} is generated from $\text{Unif}(-r, r)$.

$$N_{\text{NT}} + \sum_{\ell=1}^J \text{NT}_{\ell}^{\text{aux}} = \sum_{j=1}^J \sum_{i=1}^{n_j} \mathbb{1}\{\tilde{f}_{\theta^*}(\mathbf{X}_{ji}) \geq q\} + \sum_{\ell=1}^J \mathbb{1}(f_{\ell}^{\text{aux}} \geq q) \quad (26)$$

Note that $\sum_{j=1}^J \sum_{i=1}^{n_j} \mathbb{1}\{\tilde{f}_{\theta^*}(\mathbf{X}_{ji}) \geq q_L + r\} = \sum_{j=1}^J \sum_{i=1}^{n_j} \mathbb{1}\{\tilde{f}_{\theta^*}(\mathbf{X}_{ji}) \geq q_U - r\} = N_{\text{NT}}$ because of the construction of r . Thus, by taking $q = q_L + r$, we find that the left hand

side of equation (26) is larger than the right hand side of equation (26). Similarly, by taking $q- = q_U - r$, we find that the left hand side of equation (26) is smaller than the right hand side of equation (26). Since f_ℓ^{aux} s are distinctive and belong to the interval $[q_L + r, q_U - r]$, we find that the solution to the above equation exists. The collection of the solution has a form of $\tilde{Q} = (f_{(k)}^{\text{aux}}, f_{(k+1)}^{\text{aux}}] \subset [q_L, q_U]$ for some k . Since $f_{(k+1)}^{\text{aux}} - f_{(k)}^{\text{aux}}$ is the difference of two adjacent order statistics of a uniform distribution, we find that $|\tilde{Q}| = \Theta(J^{-1})$ almost surely.

Despite the above remedies, we need to know NT membership of each individual to obtain the valid parameter r , which is impossible. As a practical guide for choosing r , we can observe the behavior of the estimated solution set \hat{Q} , which is given by

$$\hat{Q} := \left\{ q \left| \sum_{j:Z_j=1} \sum_{i=1}^{n_j} (1 - D_{ji}) = \sum_{j:Z_j=1} \sum_{i=1}^{n_j} \mathbb{1}\{f_{\hat{\theta}}(\mathbf{X}_{ji}) \geq q\} \right. \right\}$$

where $\hat{\theta}$ is an estimator of θ^* obtained from equation (13) in the main paper. Based on \hat{Q} , we check whether either violation 1 or 2 occurs. It is straightforward to check whether \hat{Q} is empty. However, it is impossible to check whether the length of \hat{Q} is asymptotically non-vanishing based only on the fixed number of J clusters. As a practical guide, we consider that violation 2 happens if \hat{Q} is non-empty and all covariates are discrete. When either of violations occurs, we may follow the above remedies to obtain \hat{r} , the sample counterpart of r , based on \hat{Q} . We generate the noise e_{ji} from a uniform distribution $\text{Unif}(-\hat{r}, \hat{r})$ and obtain the estimated noise-added proxies $\tilde{f}_{\hat{\theta}}(\mathbf{X}_{ji}) = f_{\hat{\theta}}(\mathbf{X}_{ji}) + e_{ji}$.

A.3.2 Choice of the Surrogate Indicator Function Parameter c and h

Replacing the indicator function in (25) with the surrogate indicator function, we obtain the following equation.

$$N_{\text{NT}} = \sum_{j=1}^J \sum_{i=1}^{n_j} \mathcal{I}_{c,h}(\tilde{f}_{\theta^*}(\mathbf{X}_{ji}) - q) \quad (27)$$

Let q^* be the solution to equation (27), which is uniquely determined because $\mathcal{I}_{c,h}$ is a continuous and strictly decreasing function in q .

The equation (27) may or may not be a reasonable surrogate for equation (25) depending on

c and h . A good surrogate equation should render a solution q^* that belongs to \tilde{Q} so that the corresponding quantile-threshold classifier $\mathbb{1}(\tilde{f}_{\theta^*}(\mathbf{X}_{ji}) \geq q^*)$ is strength-calibrated; i.e.,

$$N_{\text{NT}} = \sum_{j=1}^J \sum_{i=1}^{n_j} \mathbb{1}\{\tilde{f}_{\theta^*}(\mathbf{X}_{ji}) - q^* \geq 0\} \quad (28)$$

Thus, we choose c and h to guarantee $q^* \in \tilde{Q}$. Lemma A.3 formally shows the result and its proof is in Section C.3.

Lemma A.3. *Suppose that \tilde{Q} is optimal. Furthermore, suppose that c and h belong to the following set*

$$\left\{ (c, h) \left| 0 < h \leq \frac{\tilde{f}_{(N_{\text{NT}}+1)} - \tilde{f}_{(N_{\text{NT}})}}{2}, \quad 0 < c < \min \left[0.5, \frac{\tilde{f}_{(N_{\text{NT}}+1)} - \tilde{f}_{(N_{\text{NT}})} - h}{2h \max\{\log(N_{\text{NT}}), \log(N_{\text{nNT}})\}} \right] \right\}$$

Then, the unique solution to equation (27) q^* belongs to \tilde{Q} and, as a result, q^* satisfies (28).

Among choices satisfying the condition of Lemma A.3, we choose $c = [\max\{\log N_{\text{NT}}, \log N_{\text{nNT}}\}]^{-1}$ and $h = \{\tilde{f}_{(N_{\text{NT}}+1)} - \tilde{f}_{(N_{\text{NT}})}\}/4$. We study the rates of c and h an asymptotic regime where J goes to infinity with finite cluster size. When \tilde{Q} is optimal (which is true under most of the cases in practice), the rate of h is $\Theta(J^{-1})$. Furthermore, $c = \Theta((\log J)^{-1})$ if the proportions of NT and non-NT do not vanish as J increases; i.e., $N_{\text{NT}} = \Theta(J)$ and $N_{\text{nNT}} = \Theta(J)$.

In practice, we do not know N_{NT} and N_{nNT} and, as a result, we cannot choose the parameters c and h from Lemma A.3. Nonetheless, we present a practical guide for choosing c and h from available data by replacing the unobservable quantities N_{NT} , N_{nNT} , and $\tilde{f}_{(N_{\text{NT}}+1)} - \tilde{f}_{(N_{\text{NT}})}$ in Lemma A.3 with reasonable estimates. First, we find estimates of N_{NT} and N_{nNT} . Let $N_{1,\text{NT}}$ and $N_{1,\text{nNT}}$ be the number of NTs and non-NTs in treated clusters, respectively; i.e.,

$$N_{1,\text{NT}} = \sum_{j:Z_j=1} \sum_{i=1}^{n_j} \text{NT}_{ji} \quad , \quad N_{1,\text{nNT}} = \sum_{j:Z_j=1} \sum_{i=1}^{n_j} (1 - \text{NT}_{ji})$$

Therefore, possible estimates of N_{NT} and N_{nNT} are obtained by

$$\hat{N}_{\text{NT}} = \frac{N}{N_1} N_{1,\text{NT}} \quad , \quad \hat{N}_{\text{nNT}} = \frac{N}{N_1} N_{1,\text{nNT}}$$

where N_1 is the number of individuals in treated clusters; i.e., $N_1 = \sum_{j:Z_j=1}^J n_j$. That is, \hat{N}_{NT} and \hat{N}_{nNT} are the expected number of NTs and non-NTs in the population, respectively. We use these estimates for the set of Lemma A.3 instead of N_{NT} and N_{nNT} .

Next, we find an estimate of $\mathcal{D} := \tilde{f}_{(N_{\text{nNT}}+1)} - \tilde{f}_{(N_{\text{NT}})}$, the difference of two adjacent order statistics based on N observations. Let $\tilde{f}_{1,(k)}$ be k -th order statistic of $\tilde{f}_{\hat{\theta}}(\mathbf{X}_{ji})$ where cluster j is assigned to treatment. The quantity $\mathcal{D}_1 := \tilde{f}_{1,(N_{1,\text{nNT}}+1)} - \tilde{f}_{1,(N_{1,\text{NT}})}$ is the difference of two adjacent order statistics based only on N_1 observations. Since \mathcal{D}_1 is based on fewer observation than \mathcal{D} , \mathcal{D}_1 tends to be larger than \mathcal{D} . Therefore, we again multiply the proportion N_1/N to account for the difference of the number of observations. Therefore, we use $\hat{\mathcal{D}} := N_1 \mathcal{D}_1 / N = N_1 \{\tilde{f}_{1,(N_{1,\text{nNT}}+1)} - \tilde{f}_{1,(N_{1,\text{NT}})}\} / N$ for the set of Lemma A.3 instead of $\mathcal{D} = \tilde{f}_{(N_{\text{nNT}}+1)} - \tilde{f}_{(N_{\text{NT}})}$.

As a result, we choose c and h which belong to the following treated cluster-based set.

$$\left\{ (c, h) \left| 0 < h \leq \frac{\hat{\mathcal{D}}}{2}, 0 < c < \min \left[0.5, \frac{\hat{\mathcal{D}} - h}{2h \max \{ \log(\hat{N}_{\text{NT}}), \log(\hat{N}_{\text{nNT}}) \}} \right] \right. \right\}$$

A standard choice of c and h in the set is

$$c = \left[\max \left\{ \log \left(\frac{N}{N_1} N_{1,\text{NT}} \right), \log \left(\frac{N}{N_1} N_{1,\text{nNT}} \right) \right\} \right]^{-1}, \quad h = \frac{N_1}{N} \cdot \frac{\tilde{f}_{1,(N_{1,\text{nNT}}+1)} - \tilde{f}_{1,(N_{1,\text{NT}})}}{4}$$

Under c and h chosen above, let us obtain the solution to the following equation which is the same as equation (13) in the main paper.

$$\hat{\theta} = \arg \min_{\theta} \sum_{j:Z_j=1} \sum_{i=1}^{n_j} L(1 - D_{ji}, f_{\theta}(\mathbf{X}_{ji})), \quad \sum_{j:Z_j=1} \sum_{i=1}^{n_j} (1 - D_{ji}) = \sum_{j:Z_j=1} \sum_{i=1}^{n_j} \mathcal{I}_{c,h}(\tilde{f}_{\hat{\theta}}(\mathbf{X}_{ji}) \geq \hat{q})$$

Since $c \leq [\max \{ \log(N_{1,\text{NT}}), \log(N_{1,\text{nNT}}) \}]^{-1}$ and $h \leq \{\tilde{f}_{1,(N_{1,\text{nNT}}+1)} - \tilde{f}_{1,(N_{1,\text{NT}})}\} / 4$, \hat{q} satisfies

$$\sum_{j:Z_j=1}^J \sum_{i=1}^{n_j} (1 - D_{ji}) = \sum_{j:Z_j=1}^J \sum_{i=1}^{n_j} \mathbb{1} \{ \tilde{f}_{\hat{\theta}}(\mathbf{X}_{ji}) \geq \hat{q} \}.$$

That is, the quantile-threshold classifier based on r chosen from Section A.3.1 and (c, h) chosen from Section A.3.2 is strength-calibrated for individuals in treated cluster.

A.3.3 General Conditions on f and L for Consistent Estimation of the Sharp Bound

For given f and L , we define the estimating equation as follows. Let $\Psi_J(\eta)$ be the following population estimating equation:

$$\Psi_J(\eta) = \frac{1}{J} \sum_{j=1}^J \psi_j(\eta) \quad , \quad \psi_j(\eta) = \sum_{i=1}^{n_j} \left[\begin{array}{c} \nabla_{\theta} L(\text{NT}_{ji}, f_{\theta}(\mathbf{X}_{ji})) \\ \text{NT}_{ji} - \mathcal{I}_{c,h}(\tilde{f}_{\theta}(\mathbf{X}_{ji}) - q) \end{array} \right] \quad (29)$$

where $\nabla_{\theta} L$ is the gradient of L with respect to θ . By only using clusters under treatment, we consider the sample estimating equation where

$$\hat{\Psi}_J(\eta) = \frac{1}{m} \sum_{j=1}^J Z_j \psi_j(\eta) \quad (30)$$

When L and f have a form either (EE1) or (EE2) in the main paper, $\eta^* = (\theta^{*\top}, q^*)^{\top}$, the solution to equation (12) in the main paper, can be represented as the solution to the population estimating equation (29). Accordingly, $\hat{\eta} = (\hat{\theta}^{\top}, \hat{q})^{\top}$, the solution to equation (13) in the main paper, is the solution to the sample estimating equation (30).

We consider the following conditions on the experimental design and the estimating equation.

Assumption A.2. Suppose the following assumptions hold with probability tending to 1.

- (GC1) (*Asymptotics of NT and J*) The proportion of never-takers N_{NT}/N is bounded strictly away from zero for every J and n_i is bounded. Also, we have $m/J \rightarrow p_{\text{trt}} \in (0, 1)$ and $N_{\text{NT}}/N \rightarrow p_{\text{NT}} \in (0, 1)$ as $J \rightarrow \infty$.
- (GC2) (*Compact \mathcal{E} and true parameter in \mathcal{E}°*) The parameter spaces \mathcal{E}_{θ} and \mathcal{E}_q are compact and the true parameter η^* is in the interior of the parameter spaces, or formally $\eta^* \in \mathcal{E}^{\circ}$.
- (GC3) (*Invertible $\nabla_{\theta}^2 L$*) $\sum_{j=1}^J \sum_{i=1}^{n_j} \nabla_{\theta}^2 L(\text{NT}_{ji}, f_{\theta}(\mathbf{X}_{ji}))$ is invertible for all θ .
- (GC4) (*Slow growing $\|\psi_j\|$ and average rate of change of f*) For all $j = 1, \dots, J$ and η , there exist a constant $v_1 > 0$ satisfying $\|\psi_j(\eta)\| = O((\log J)^{v_1})$. Moreover, for any θ_1, θ_2 , and \mathbf{X}_{ji} , we have $\|f_{\theta_1}(\mathbf{X}_{ji}) - f_{\theta_2}(\mathbf{X}_{ji})\|/\|\theta_1 - \theta_2\| = O(\log J)$.
- (GC5) (*Smooth estimating equation*) For any sequence $\bar{\eta}_J = O(J^{-1/2})$, we have the following result

for some constant $v_2 > 0$.

$$\sup_{\eta \in \mathcal{E}^\circ} \frac{1}{J} \sum_{j=1}^J \left\| \psi_j(\eta) - \psi_j(\eta + \bar{\eta}_J) \right\| = O(J^{-1/2} \cdot (\log J)^{v_2})$$

(GC6) (*Identifiable estimating equation*) For any η such that $\|\eta - \eta^*\| = \epsilon$ with $\epsilon = \Theta(J^{-r})$ for some $0 < r < 1/4$, we have the following result for some constant $v_3 > 0$.

$$\min_{\eta: \|\eta - \eta^*\| = \epsilon} \|\Psi_J(\eta)\| \geq B(J, \epsilon)$$

where $B(J, \epsilon) = \Theta(J^{-r} \cdot (\log J)^{-v_3})$.

(GC7) (*Smooth accumulation of \tilde{f}*) Let $\mathcal{E}' = \{(q, \theta) \mid \tilde{f}_\theta(\mathbf{x}) - q = 0\}$. For any sequence d_J such that $|d_J| = o(1)$, we have

$$\sup_{\eta \in \mathcal{E}^\circ \setminus \mathcal{E}'} \frac{1}{J} \sum_{j=1}^J \sum_{i=1}^{n_j} \mathbb{1}\{|\tilde{f}_\theta(\mathbf{X}_{ji}) - q| < |d_J|\} = O(|d_J|)$$

(GC8) (*Identifiable accumulation of \tilde{f}*) Let $e_J = O(J^{-1})$ and $e'_J = e' + O(J^{-1})$ be sequences satisfying with $0 < e'$ with $e' = \Theta(J^{-r})$ for some $0 < r < 1/4$. Then, we have

$$\begin{aligned} \frac{1}{J} \sum_{j=1}^J \sum_{i=1}^{n_j} \mathbb{1}\{e_J \leq \tilde{f}_{\theta^*}(\mathbf{X}_{ji}) - q^* \leq e'_J\} &= \Theta(J^{-r}) \\ \frac{1}{J} \sum_{j=1}^J \sum_{i=1}^{n_j} \mathbb{1}\{-e'_J \leq \tilde{f}_{\theta^*}(\mathbf{X}_{ji}) - q^* \leq -e_J\} &= \Theta(J^{-r}) \end{aligned}$$

Condition (GC1) and (GC2) are the same as condition (i) and (ii) of Assumption 4.1. Condition (GC3) holds if L is strictly convex in θ . Condition (GC4) means that the norm of the estimating equation is a slowly growing function of J and the transformation function f does not change dramatically across θ for a fixed \mathbf{X}_{ji} . Condition (GC5) implies that the estimating equation does not vary too much in the neighborhood of the given parameter η . Condition (GC6) implies that the estimating equation is curved to some degree at the neighborhood of the true parameter η^* . Condition (GC7) and (GC8) are similar to condition (iii) and (iv) of Assumption 4.1.

Lemma A.4 shows that Assumption 4.1 in the main paper implies Assumption A.2 when f and

L are chosen as either (EE1) or (EE2) in the main paper.

Lemma A.4. *Suppose assumptions (A1)-(A5) and Assumption 4.1 in the main paper hold. Moreover, f and L are chosen as either (EE1) or (EE2) in the main paper. Then, the conditions of Assumption A.2 hold.*

The proof of Lemma A.4 is in Section C.4.

A.3.4 Visual Illustration of Assumption 4.1 in the Main Paper

In Figure A.1, we plot out the value of the cumulative distribution function $G_J(q; \theta^*)$ (y-axis) as a function of q (x-axis). The red dashed line visually guides the true threshold $q^* = 1$. The left plot shows an example of $G_J(q; \theta^*)$ satisfying condition (iv). The middle plot shows an example of $G_J(q; \theta^*)$ violating the first condition of (iv) where the average rate of the derivative of $G_J(q; \theta^*)$ near $q^* = 1$ diverges as $J \rightarrow \infty$. Finally, the right plot shows an example of $G_J(q; \theta^*)$ violating the second condition of (iv) where the average rate of the derivative of $G_J(q; \theta^*)$ near a neighborhood of $q^* = 1$ converges to zero as $J \rightarrow \infty$.

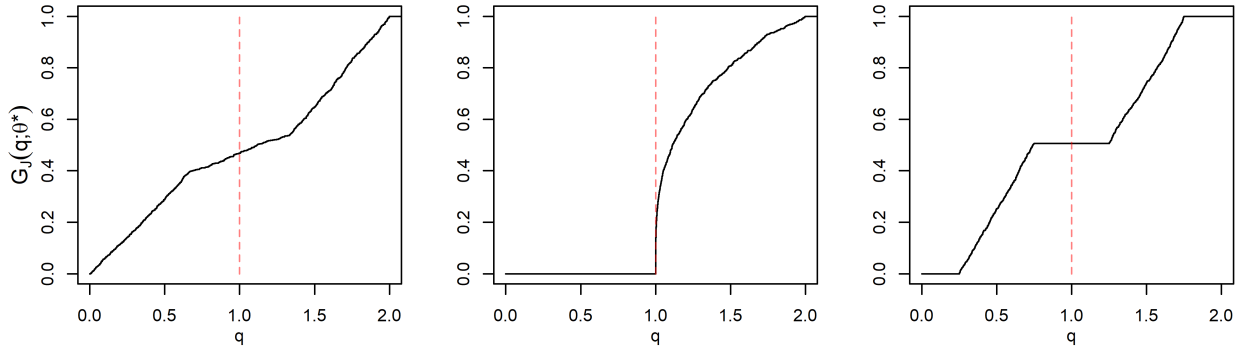


Figure A.1: Visual Illustration of Condition (iv) in Assumption 4.1.

A.4 Additional Results of Section 5 in the Main Paper

In this subsection, we present additional simulation results where the target estimands are τ_{TT} , β^* (defined in (1) and (2) in the main paper), $\tau_{\text{TT.C}}$, β_C^* (defined in (19) and (20) in Section A.2), and τ_{NT} (defined in (15) in the main paper). In Section A.4.1, we present the result using the entire population. In Section A.4.2, we present the result using the same subgroup of the population as

Section 6 in the main paper. Specifically, we only use non-index individuals in household in which the intervention was applied within 36 hours of symptom onset in the index individual.

A.4.1 Results under the Entire Population

The estimation results of τ_{ITT} and β^* are given as follows.

Estimand	Overall	Heterogeneous ITT effect coefficient (β^*)				
Variable	ITT (τ_{ITT})	Intercept (β_0^*)	Gender (β_1^*)	Age (β_2^*)	Age ² (β_3^*)	Vaccination (β_4^*)
True value	2.37×10^{-1}	3.60×10^{-2}	5.04×10^{-2}	1.48×10^{-2}	-2.37×10^{-4}	2.71×10^{-1}
Estimate	2.37×10^{-1}	3.30×10^{-2}	5.01×10^{-2}	1.50×10^{-2}	-2.40×10^{-4}	2.72×10^{-1}
Bias	-5.39×10^{-4}	-3.01×10^{-3}	-3.70×10^{-4}	1.89×10^{-4}	-2.56×10^{-6}	2.48×10^{-4}
Standard error	2.30×10^{-2}	6.26×10^{-2}	4.75×10^{-2}	3.55×10^{-3}	4.93×10^{-5}	6.42×10^{-2}
Average p-value	$< 10^{-9}$	0.527	0.435	0.006	0.001	0.009
Coverage (estimated variance)	0.985	0.984	0.986	0.975	0.980	0.985
Coverage (true variance)	0.958	0.945	0.951	0.942	0.934	0.942

Table A.2: Estimation Result of τ_{ITT} and β^* . Each column represents the target quantity. The true values are based on (1) and (2) in the main paper. Bias is the mean difference between the estimate and the true value. Standard error is the standard deviation of the estimates. Average p-value is the average of p-values from Wald-type tests. Coverages are proportion of estimated and true variance-based CIs including the true value.

The estimation results of $\tau_{\text{ITT.C}}$ and β_C^* are given as follows.

Estimand	Overall	Heterogeneous ITT effect coefficient (β_C^*)				
Variable	ITT ($\tau_{\text{ITT.C}}$)	Intercept ($\beta_{C,0}^*$)	Gender ($\beta_{C,1}^*$)	Age ($\beta_{C,2}^*$)	Age ² ($\beta_{C,3}^*$)	Vaccination ($\beta_{C,4}^*$)
True value	2.35×10^{-1}	4.75×10^{-2}	5.12×10^{-2}	1.40×10^{-2}	-2.29×10^{-4}	2.66×10^{-1}
Estimate	2.35×10^{-1}	4.44×10^{-2}	5.10×10^{-2}	1.42×10^{-2}	-2.32×10^{-4}	2.67×10^{-1}
Bias	-3.61×10^{-4}	-3.12×10^{-3}	-2.37×10^{-4}	2.23×10^{-4}	-3.26×10^{-6}	9.89×10^{-4}
Standard error	2.30×10^{-2}	6.62×10^{-2}	4.90×10^{-2}	3.78×10^{-3}	5.22×10^{-5}	6.25×10^{-2}
Average p-value	$< 10^{-9}$	0.494	0.434	0.014	0.003	0.010
Coverage (estimated variance)	0.982	0.981	0.988	0.982	0.977	0.985
Coverage (true variance)	0.954	0.947	0.948	0.938	0.931	0.942

Table A.3: Estimation Result of $\tau_{\text{ITT.C}}$ and β_C^* . Each column represents the target quantity. The true values are based on (19) and (20) in Section A.2. Bias is the mean difference between the estimate and the true value. Standard error is the standard deviation of the estimates. Average p-value is the average of p-values from Wald-type tests. Coverages are proportion of estimated and true variance-based CIs including the true value.

The estimation result of τ_{NT} is given as follows.

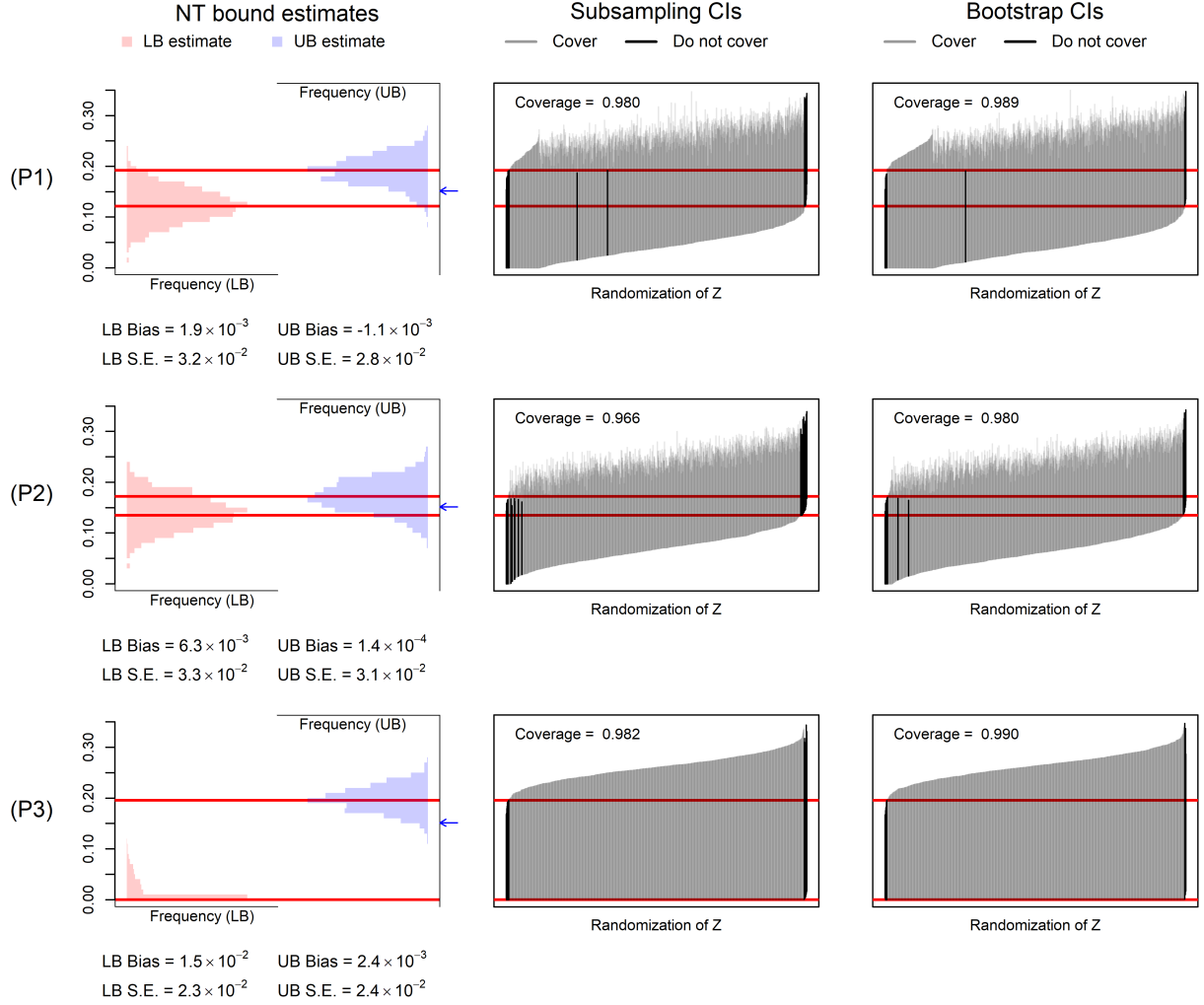


Figure A.2: Estimation Result of τ_{NT} . Each row correspond to one of the three classifiers (P1), (P2), and (P3). The y -axis across all plots represents the effect size. The left column show histograms of the bound estimates $[\widehat{LB}, \widehat{UB}]$ from 1,000 simulations where the x -axes are the relative frequencies. The middle and right columns show the 95% confidence sets based on subsampling and bootstrapping where the x -axes represent the 1,000 simulations and each vertical segment indicates a 95% CI for $[LB, UB]$ obtained from our confidence set algorithm. Gray segments are CIs that covered the true ITT effect and black segments are CIs that did not cover it. The red solid lines represent the true sharp bounds $[LB, UB]$ under each classifier. The blue arrows show the true NT spillover effect $\tau_{NT} = 0.152$.

A.4.2 Results under the Subgroup of the Population

The estimation results of τ_{ITT} and β^* are given as follows.

Estimand	Overall	Heterogeneous ITT effect coefficient (β^*)				
Variable	ITT (τ_{ITT})	Intercept (β_0^*)	Gender (β_1^*)	Age (β_2^*)	Age ² (β_3^*)	Vaccination (β_4^*)
True value	2.48×10^{-1}	3.96×10^{-2}	7.13×10^{-2}	1.35×10^{-2}	-2.24×10^{-4}	3.60×10^{-1}
Estimate	2.51×10^{-1}	4.06×10^{-2}	7.58×10^{-2}	1.36×10^{-2}	-2.26×10^{-4}	3.66×10^{-1}
Bias	2.60×10^{-3}	9.81×10^{-4}	4.51×10^{-3}	7.69×10^{-5}	-2.15×10^{-6}	5.83×10^{-3}
Standard error	3.48×10^{-2}	1.10×10^{-1}	6.49×10^{-2}	5.48×10^{-3}	7.37×10^{-5}	9.54×10^{-2}
Average p-value	$< 10^{-5}$	0.565	0.430	0.119	0.046	0.019
Coverage (estimated variance)	0.977	0.982	0.997	0.979	0.974	0.964
Coverage (true variance)	0.952	0.954	0.952	0.946	0.930	0.945

Table A.4: Estimation Result of τ_{ITT} and β^* . Each column represents the target quantity. The true values are based on (1) and (2) in the main paper. Bias is the mean difference between the estimate and the true value. Standard error is the standard deviation of the estimates. Average p-value is the average of p-values from Wald-type tests. Coverages are proportion of estimated and true variance-based CIs including the true value.

The estimation results of $\tau_{\text{ITT.C}}$ and β_C^* are given as follows.

Estimand	Overall	Heterogeneous ITT effect coefficient (β_C^*)				
Variable	ITT ($\tau_{\text{ITT.C}}$)	Intercept ($\beta_{C,0}^*$)	Gender ($\beta_{C,1}^*$)	Age ($\beta_{C,2}^*$)	Age ² ($\beta_{C,3}^*$)	Vaccination ($\beta_{C,4}^*$)
True value	2.43×10^{-1}	5.26×10^{-2}	6.28×10^{-2}	1.26×10^{-2}	-2.13×10^{-4}	3.53×10^{-1}
Estimate	2.46×10^{-1}	5.40×10^{-2}	6.76×10^{-2}	1.27×10^{-2}	-2.16×10^{-4}	3.59×10^{-1}
Bias	2.43×10^{-3}	1.43×10^{-3}	4.83×10^{-3}	9.93×10^{-5}	-3.07×10^{-6}	5.64×10^{-3}
Standard error	3.68×10^{-2}	1.35×10^{-1}	6.63×10^{-2}	6.24×10^{-3}	7.77×10^{-5}	9.50×10^{-2}
Average p-value	$< 10^{-5}$	0.528	0.467	0.182	0.070	0.022
Coverage (estimated variance)	0.982	0.982	0.994	0.977	0.976	0.962
Coverage (true variance)	0.951	0.953	0.955	0.952	0.943	0.933

Table A.5: Estimation Result of $\tau_{\text{ITT.C}}$ and β_C^* . Each column represents the target quantity. The true values are based on (19) and (20) in Section A.2. Bias is the mean difference between the estimate and the true value. Standard error is the standard deviation of the estimates. Average p-value is the average of p-values from Wald-type tests. Coverages are proportion of estimated and true variance-based CIs including the true value.

The estimation result of τ_{NT} is given as follows.

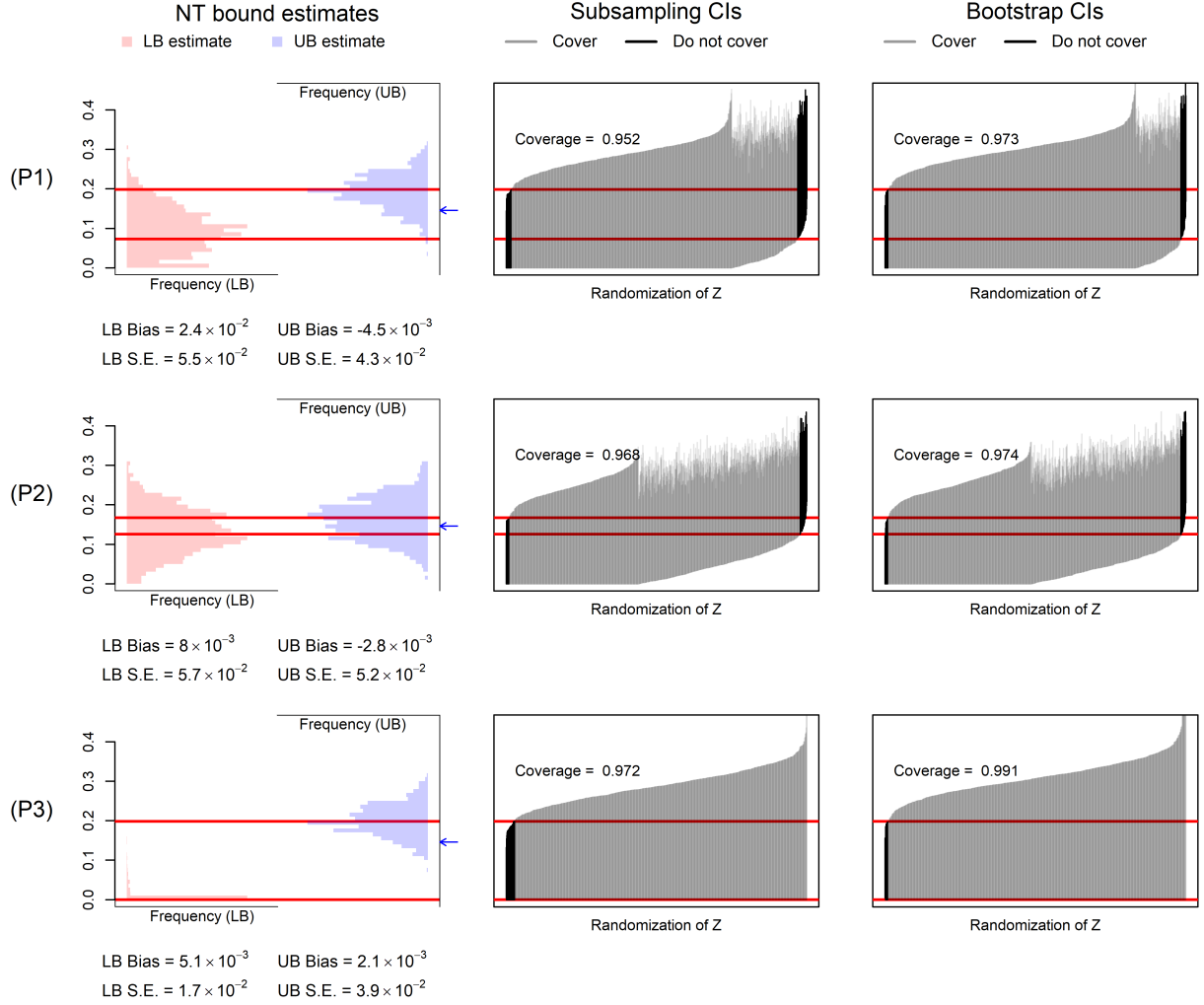


Figure A.3: Estimation Result of τ_{NT} . Each row correspond to one of the three classifiers (P1), (P2), and (P3). The y -axis across all plots represents the effect size. The left column show histograms of the bound estimates $[\widehat{LB}, \widehat{UB}]$ from 1,000 simulations where the x -axes are the relative frequencies. The middle and right columns show the 95% confidence sets based on subsampling and bootstrapping where the x -axes represent the 1,000 simulations and each vertical segment indicates a 95% CI for $[LB, UB]$ obtained from our confidence set algorithm. Gray segments are CIs that covered the true ITT effect and black segments are CIs that did not cover it. The red solid lines represent the true sharp bounds $[LB, UB]$ under each classifier. The blue arrows show the true NT spillover effect $\tau_{NT} = 0.146$.

A.5 Additional Results of Section 6 in the Main Paper

In this subsection, we repeat the analysis in Section 6 in the main paper by targeting the average cluster-level ITT effect $\tau_{\text{ITT},C}$ and the corresponding heterogeneous ITT effect coefficient β_C^* . Table A.6 summarizes the results. Despite the different estimands, the results are almost the same as the results in the main paper except that $\beta_{C,12}^*$ is significant at level 0.05 instead of level 0.1.

Estimand	Variable	Estimate	SE	95% CI		χ^2_1 -statistic	p-value
				Lower bound	Upper bound		
Overall ITT ($\tau_{\text{ITT},C}$)		7.21×10^{-2}	3.56×10^{-2}	2.39×10^{-3}	1.42×10^{-1}	4.110	0.043
Heterogeneous ITT effect coefficient (β^*_C)	Intercept ($\beta^*_{C,0}$)	2.57×10^{-1}	1.98×10^{-1}	-1.32×10^{-1}	6.46×10^{-1}	1.681	0.195
	Gender ($\beta^*_{C,1}$)	4.72×10^{-2}	6.75×10^{-2}	-8.51×10^{-2}	1.80×10^{-1}	0.489	0.485
	Age ($\beta^*_{C,2}$)	-1.26×10^{-3}	6.35×10^{-3}	-1.37×10^{-2}	1.12×10^{-2}	0.039	0.843
	Age ² ($\beta^*_{C,3}$)	2.08×10^{-6}	7.32×10^{-5}	-1.41×10^{-4}	1.46×10^{-4}	0.001	0.977
	Vaccination ($\beta^*_{C,4}$)	-8.03×10^{-2}	6.32×10^{-2}	-2.04×10^{-1}	4.35×10^{-2}	1.615	0.204
	Index ind. gender ($\beta^*_{C,5}$)	-9.80×10^{-2}	6.19×10^{-2}	-2.19×10^{-1}	2.33×10^{-2}	2.506	0.113
	Index ind. age ($\beta^*_{C,6}$)	-4.64×10^{-3}	8.58×10^{-3}	-2.15×10^{-2}	1.22×10^{-2}	0.292	0.589
	Index ind. Age ² ($\beta^*_{C,7}$)	1.44×10^{-4}	1.50×10^{-4}	-1.49×10^{-4}	4.38×10^{-4}	0.930	0.335
	Index ind. vaccination ($\beta^*_{C,8}$)	6.65×10^{-2}	5.64×10^{-2}	-4.40×10^{-2}	1.77×10^{-1}	1.391	0.238
	$\mathbb{1}(n_j = 3)$ ($\beta^*_{C,9}$)	5.29×10^{-2}	8.65×10^{-2}	-1.17×10^{-1}	2.23×10^{-1}	0.374	0.541
	$\mathbb{1}(n_j = 4)$ ($\beta^*_{C,10}$)	-1.84×10^{-2}	7.26×10^{-2}	-1.61×10^{-1}	1.24×10^{-1}	0.064	0.800
	$\mathbb{1}(n_j \geq 5)$ ($\beta^*_{C,11}$)	3.01×10^{-1}	1.13×10^{-1}	7.98×10^{-2}	5.22×10^{-1}	7.118	0.008
House size ($\beta^*_{C,12}$)	-1.58×10^{-4}	7.94×10^{-5}	-3.13×10^{-4}	-2.16×10^{-6}	3.949	0.047	

Table A.6: Heterogeneous treatment effect estimation. Each row shows the estimated quantity. Each column shows the variable name.

B Proof of Lemmas and Theorems in the Main Paper

B.1 Proof of Lemma 3.1

Suppose the outcome variable is transformed as $Y'_{ji} = a + bY_{ji}$. The corresponding estimators associated with Y'_{ji} are

$$\begin{aligned}\hat{\tau}'_{\text{ITT}} &= \frac{1}{N_1} \sum_{j=1}^J Z_j \sum_{i=1}^{n_j} (a + bY_{ji}) - \frac{1}{N_0} \sum_{j=1}^J (1 - Z_j) \sum_{i=1}^{n_j} (a + bY_{ji}) \\ \hat{\beta}' &= \left\{ \sum_{j=1}^J Z_j \sum_{i=1}^{n_j} \mathbf{X}_{ji} \mathbf{X}_{ji}^\top \right\}^{-1} \left\{ \sum_{j=1}^J Z_j \sum_{i=1}^{n_j} \mathbf{X}_{ji} (a + bY_{ji}) \right\} - \left\{ \sum_{j=1}^J (1 - Z_j) \sum_{i=1}^{n_j} \mathbf{X}_{ji} \mathbf{X}_{ji}^\top \right\}^{-1} \left\{ \sum_{j=1}^J (1 - Z_j) \sum_{i=1}^{n_j} \mathbf{X}_{ji} (a + bY_{ji}) \right\} \\ \hat{\tau}'_{\text{ITT.C}} &= \frac{1}{m} \sum_{j=1}^J \frac{Z_j}{n_j} \sum_{i=1}^{n_j} (a + bY_{ji}) - \frac{1}{J - m} \sum_{j=1}^J \frac{1 - Z_j}{n_j} \sum_{i=1}^{n_j} (a + bY_{ji}) \\ \hat{\beta}'_C &= \left\{ \sum_{j=1}^J \frac{Z_j}{n_j} \sum_{i=1}^{n_j} \mathbf{X}_{ji} \mathbf{X}_{ji}^\top \right\}^{-1} \left\{ \sum_{j=1}^J \frac{Z_j}{n_j} \sum_{i=1}^{n_j} \mathbf{X}_{ji} (a + bY_{ji}) \right\} - \left\{ \sum_{j=1}^J \frac{1 - Z_j}{n_j} \sum_{i=1}^{n_j} \mathbf{X}_{ji} \mathbf{X}_{ji}^\top \right\}^{-1} \left\{ \sum_{j=1}^J \frac{1 - Z_j}{n_j} \sum_{i=1}^{n_j} \mathbf{X}_{ji} (a + bY_{ji}) \right\}\end{aligned}$$

For the ITT estimators, it is straightforward to find $\hat{\tau}'_{\text{ITT}} = b\hat{\tau}_{\text{ITT}}$ and $\hat{\tau}'_{\text{ITT.C}} = b\hat{\tau}_{\text{ITT.C}}$.

$$\begin{aligned}\hat{\tau}'_{\text{ITT}} &= \frac{1}{N_1} \sum_{j=1}^J Z_j \sum_{i=1}^{n_j} (a + bY_{ji}) - \frac{1}{N_0} \sum_{j=1}^J (1 - Z_j) \sum_{i=1}^{n_j} (a + bY_{ji}) \\ &= \frac{a}{N_1} \sum_{j=1}^J Z_j n_j - \frac{a}{N_0} \sum_{j=1}^J (1 - Z_j) n_j + b \left(\frac{1}{N_1} \sum_{j=1}^J Z_j \sum_{i=1}^{n_j} Y_{ji} - \frac{1}{N_0} \sum_{j=1}^J (1 - Z_j) \sum_{i=1}^{n_j} Y_{ji} \right) = b\hat{\tau}_{\text{ITT}} \\ \hat{\tau}'_{\text{ITT.C}} &= \frac{1}{m} \sum_{j=1}^J \frac{Z_j}{n_j} \sum_{i=1}^{n_j} (a + bY_{ji}) - \frac{1}{J - m} \sum_{j=1}^J \frac{1 - Z_j}{n_j} \sum_{i=1}^{n_j} (a + bY_{ji}) \\ &= \frac{a}{m} \sum_{j=1}^J \frac{Z_j}{n_j} - \frac{a}{J - m} \sum_{j=1}^J \frac{1 - Z_j}{n_j} + b \left(\frac{1}{m} \sum_{j=1}^J \frac{Z_j}{n_j} \sum_{i=1}^{n_j} Y_{ji} - \frac{1}{J - m} \sum_{j=1}^J \frac{1 - Z_j}{n_j} \sum_{i=1}^{n_j} Y_{ji} \right) = b\hat{\tau}_{\text{ITT.C}}\end{aligned}$$

To show that $\hat{\beta}$ and $\hat{\beta}_C$ are invariant to affine transformations, we first observe

$$\begin{aligned}\left\{ \sum_{j=1}^J Z_j \sum_{i=1}^{n_j} \mathbf{X}_{ji} \mathbf{X}_{ji}^\top \right\}^{-1} \left\{ \sum_{j=1}^J Z_j \sum_{i=1}^{n_j} \mathbf{X}_{ji} \right\} &= \left\{ \sum_{j=1}^J (1 - Z_j) \sum_{i=1}^{n_j} \mathbf{X}_{ji} \mathbf{X}_{ji}^\top \right\}^{-1} \left\{ \sum_{j=1}^J (1 - Z_j) \sum_{i=1}^{n_j} \mathbf{X}_{ji} \right\} = \mathbf{u}_1 \\ \left\{ \sum_{j=1}^J \frac{Z_j}{n_j} \sum_{i=1}^{n_j} \mathbf{X}_{ji} \mathbf{X}_{ji}^\top \right\}^{-1} \left\{ \sum_{j=1}^J \frac{Z_j}{n_j} \sum_{i=1}^{n_j} \mathbf{X}_{ji} \right\} &= \left\{ \sum_{j=1}^J \frac{1 - Z_j}{n_j} \sum_{i=1}^{n_j} \mathbf{X}_{ji} \mathbf{X}_{ji}^\top \right\}^{-1} \left\{ \sum_{j=1}^J \frac{1 - Z_j}{n_j} \sum_{i=1}^{n_j} \mathbf{X}_{ji} \right\} = \mathbf{u}_1\end{aligned}$$

where $\mathbf{u}_1 = (1, 0, \dots, 0)^\top \in \mathbb{R}^p$ so long as the first element of \mathbf{X}_{ji} is 1. As a result, we observe $\hat{\beta}' = b\hat{\beta}$ and $\hat{\beta}'_C = b\hat{\beta}$.

$$\begin{aligned}\hat{\beta}' &= \left\{ \sum_{j=1}^J Z_j \sum_{i=1}^{n_j} \mathbf{X}_{ji} \mathbf{X}_{ji}^\top \right\}^{-1} \left\{ \sum_{j=1}^J Z_j \sum_{i=1}^{n_j} \mathbf{X}_{ji} (a + bY_{ji}) \right\} - \left\{ \sum_{j=1}^J (1 - Z_j) \sum_{i=1}^{n_j} \mathbf{X}_{ji} \mathbf{X}_{ji}^\top \right\}^{-1} \left\{ \sum_{j=1}^J (1 - Z_j) \sum_{i=1}^{n_j} \mathbf{X}_{ji} (a + bY_{ji}) \right\} \\ &= a\mathbf{u}_1 - a\mathbf{u}_1 + b\hat{\beta} = b\hat{\beta} \\ \hat{\beta}'_C &= \left\{ \sum_{j=1}^J \frac{Z_j}{n_j} \sum_{i=1}^{n_j} \mathbf{X}_{ji} \mathbf{X}_{ji}^\top \right\}^{-1} \left\{ \sum_{j=1}^J \frac{Z_j}{n_j} \sum_{i=1}^{n_j} \mathbf{X}_{ji} (a + bY_{ji}) \right\} - \left\{ \sum_{j=1}^J \frac{1 - Z_j}{n_j} \sum_{i=1}^{n_j} \mathbf{X}_{ji} \mathbf{X}_{ji}^\top \right\}^{-1} \left\{ \sum_{j=1}^J \frac{1 - Z_j}{n_j} \sum_{i=1}^{n_j} \mathbf{X}_{ji} (a + bY_{ji}) \right\} \\ &= a\mathbf{u}_1 - a\mathbf{u}_1 + b\hat{\beta} = b\hat{\beta}_C\end{aligned}$$

B.2 Proof of Theorem 3.1

We introduce Theorem 5 of Li and Ding (2017) which is formally stated as follows.

Theorem 5. (Li and Ding, 2017) Suppose that N units are completely randomized into Q treatment groups of size (n_1, \dots, n_Q) . Let L_i be the group number, where $L_i = q$ if unit i belongs to group q . Let $\mathbf{Y}_i(q) \in \mathbb{R}^p$ be unit i 's potential outcome under treatment q and $\bar{\mathbf{Y}} = \sum_{i=1}^N \mathbf{Y}_i(q)/N$ be the average of $\mathbf{Y}_i(q)$ s. Let the average causal effect $\tau(\mathbf{A})$ and its estimator $\hat{\tau}(\mathbf{A})$ be

$$\tau(\mathbf{A}) = \sum_{q=1}^Q \mathbf{A}_q \bar{\mathbf{Y}}(q), \quad \hat{\tau}(\mathbf{A}) = \sum_{q=1}^Q \mathbf{A}_q \hat{\bar{\mathbf{Y}}}(q), \quad \hat{\bar{\mathbf{Y}}}(q) = \frac{1}{n_q} \sum_{i:L_i=q} \mathbf{Y}_i(q)$$

Let \mathbf{S}_q^2 and \mathbf{S}_{qr} be

$$\begin{aligned}\mathbf{S}_q^2 &= \frac{1}{N-1} \sum_{i=1}^N \{ \mathbf{Y}_i(q) - \bar{\mathbf{Y}}(q) \} \{ \mathbf{Y}_i(q) - \bar{\mathbf{Y}}(q) \}^\top \quad (q = 1, \dots, Q) \\ \mathbf{S}_{qr} &= \frac{1}{N-1} \sum_{i=1}^N \{ \mathbf{Y}_i(q) - \bar{\mathbf{Y}}(q) \} \{ \mathbf{Y}_i(r) - \bar{\mathbf{Y}}(r) \}^\top \quad (q, r = 1, \dots, Q, q \neq r)\end{aligned}$$

Suppose that, for any $1 \leq q \neq r \leq Q$, (a) \mathbf{S}_q^2 and \mathbf{S}_{qr} have limiting values, (b) n_q/N has positive limiting value, and (c) $\max_{1 \leq q \leq Q} \max_{1 \leq i \leq N} \|\mathbf{Y}_i(q) - \bar{\mathbf{Y}}(q)\|_2^2/N \rightarrow 0$. Then, $N\text{Var}\{\hat{\tau}(\mathbf{A})\}$ has a

limiting value and

$$\sqrt{N}\{\hat{\boldsymbol{\tau}}(\mathbf{A}) - \boldsymbol{\tau}(\mathbf{A})\} \xrightarrow{D} N\left(0, \lim_{N \rightarrow \infty} N\text{Var}\{\hat{\boldsymbol{\tau}}(\mathbf{A})\}\right)$$

Our framework corresponds to the case of $Q = 2$ with indices $q = 1, 2$ where $q = 1$ and $q = 2$ means treatment ($z = 1$) and control ($z = 0$), respectively. Thus, n_1 , n_2 , and N in Theorem 5 of Li and Ding (2017) correspond to our m , $J - m$, and J , respectively, and condition (b) of Theorem 5 is satisfied from Assumption 3.1-(i) in the main paper.

We only prove the result about $\hat{\boldsymbol{\beta}}$ because $\hat{\boldsymbol{\tau}}_{\text{TT}}$ is a special case of $\hat{\boldsymbol{\beta}}$ where \mathbf{X}_{ji} is chosen as 1 leading $\mathcal{X}_j = (J/N) \sum_{i=1}^{n_j} \mathbf{X}_{ji} \mathbf{X}_{ji}^\top = (J/N) n_j = \mathcal{N}_j$. Let $\boldsymbol{\beta}_1^*$ and $\boldsymbol{\beta}_0^*$ be

$$\boldsymbol{\beta}_1^* = \left\{ \mathcal{M}(\boldsymbol{\mathcal{X}}) \right\}^{-1} \left[\mathcal{M}\{\boldsymbol{\mathcal{Y}}_X^{(1)}\} \right] \quad , \quad \boldsymbol{\beta}_0^* = \left\{ \mathcal{M}(\boldsymbol{\mathcal{X}}) \right\}^{-1} \left[\mathcal{M}\{\boldsymbol{\mathcal{Y}}_X^{(0)}\} \right]$$

From Assumption 3.1-(ii) and (iii), $\|\boldsymbol{\beta}_1^*\|$ and $\|\boldsymbol{\beta}_0^*\|$ are finite. Also, $\boldsymbol{\beta}_1^*$ and $\boldsymbol{\beta}_0^*$ solve the following equations.

$$\frac{1}{J} \sum_{j=1}^J \left(\mathcal{Y}_{X,j}^{(1)} - \mathcal{X}_j \boldsymbol{\beta}_1^* \right) = \frac{1}{J} \sum_{j=1}^J \mathcal{R}_{X,j}^{(1)} = 0 \quad , \quad \frac{1}{J} \sum_{j=1}^J \left(\mathcal{Y}_{X,j}^{(0)} - \mathcal{X}_j \boldsymbol{\beta}_0^* \right) = \frac{1}{J} \sum_{j=1}^J \mathcal{R}_{X,j}^{(0)} = 0$$

We take $\mathbf{Y}_i(1)$ and $\mathbf{Y}_i(2)$ in Theorem 5 of Li and Ding (2017) as $\mathcal{R}_{X,j}^{(1)}$ and 0, respectively. As a consequence, $\bar{\mathbf{Y}}(1)$, $\bar{\mathbf{Y}}(2)$, \mathbf{S}_1^2 , \mathbf{S}_2^2 , and \mathbf{S}_{12} correspond to 0, 0, $\mathcal{V}\{\boldsymbol{\mathcal{R}}_X^{(1)}\}$, 0, and 0, respectively. We also find that condition (b) and (c) of Theorem 5 of Li and Ding (2017) are satisfied under Assumption 3.1. Then, we find

$$\sqrt{J} \left\{ \frac{1}{m} \sum_{j=1}^J Z_j \mathcal{R}_{X,j}^{(1)} \right\} \xrightarrow{D} N\left(0, \lim_{J \rightarrow \infty} J \mathcal{V}\{\boldsymbol{\mathcal{R}}_X^{(1)}\}\right)$$

That is, $m^{-1} \sum_{j=1}^J Z_j \mathcal{R}_{X,j}^{(1)} = O_P(J^{-1/2})$ and, similarly, $(J - m)^{-1} \sum_{j=1}^J (1 - Z_j) \mathcal{R}_{X,j}^{(0)} = O_P(J^{-1/2})$.

Next, we take $\mathbf{Y}_i(1)$ and $\mathbf{Y}_i(2)$ in Theorem 5 of Li and Ding (2017) as $\text{vec}(\mathcal{X}_j)$ and 0, respectively. As a consequence, $\bar{\mathbf{Y}}(1)$, $\bar{\mathbf{Y}}(2)$, \mathbf{S}_1^2 , \mathbf{S}_2^2 , and \mathbf{S}_{12} correspond to $\text{vec}\{\mathcal{M}(\boldsymbol{\mathcal{X}})\}$, 0, $\mathcal{V}\{\boldsymbol{\mathcal{R}}_X^{(1)}\}$, 0, and 0, respectively. We also find that condition (b) and (c) of Theorem 5 of Li and Ding (2017) are

satisfied under Assumption 3.1. Then, we find

$$\sqrt{J} \left[\frac{1}{m} \sum_{j=1}^J Z_j \text{vec}(\mathcal{X}_j) - \text{vec}\{\mathcal{M}(\boldsymbol{\mathcal{X}})\} \right] \xrightarrow{D} N\left(0, \lim_{J \rightarrow \infty} J \mathcal{V}\{\boldsymbol{\mathcal{R}}_X^{(1)}\}\right)$$

This implies $\widehat{\mathcal{M}}_1(\boldsymbol{\mathcal{X}}) = \frac{1}{m} \sum_{j=1}^J Z_j \mathcal{X}_j = \mathcal{M}(\boldsymbol{\mathcal{X}}) + O_P(J^{-1/2})$. Since $\widehat{\mathcal{M}}_1(\boldsymbol{\mathcal{X}})$ is used in the denominator of $\widehat{\boldsymbol{\beta}}$, we study the gap between $\widehat{\mathcal{M}}_1(\boldsymbol{\mathcal{X}})$ and $\mathcal{M}(\boldsymbol{\mathcal{X}})$ which is given as follows.

$$\begin{aligned} \left\| \{\widehat{\mathcal{M}}_1(\boldsymbol{\mathcal{X}})\}^{-1} - \{\mathcal{M}(\boldsymbol{\mathcal{X}})\}^{-1} \right\|_2 &= \left\| -\{\widehat{\mathcal{M}}_1(\boldsymbol{\mathcal{X}})\}^{-1} \{\widehat{\mathcal{M}}_1(\boldsymbol{\mathcal{X}}) - \mathcal{M}(\boldsymbol{\mathcal{X}})\} \{\mathcal{M}(\boldsymbol{\mathcal{X}})\}^{-1} \right\|_2 \\ &\leq \left\| \{\widehat{\mathcal{M}}_1(\boldsymbol{\mathcal{X}})\}^{-1} \right\|_2 \left\| \widehat{\mathcal{M}}_1(\boldsymbol{\mathcal{X}}) - \mathcal{M}(\boldsymbol{\mathcal{X}}) \right\|_2 \left\| \{\mathcal{M}(\boldsymbol{\mathcal{X}})\}^{-1} \right\|_2 \\ &\leq \left[\frac{1}{\lambda_{\min}\{\mathcal{M}(\boldsymbol{\mathcal{X}})\}} + o(1) \right] \cdot O_P(J^{-1/2}) \left[\frac{1}{\lambda_{\min}\{\mathcal{M}(\boldsymbol{\mathcal{X}})\}} \right] \\ &= O_P(J^{-1/2}) \end{aligned}$$

The first equality is straightforward. The first inequality is from the property of the matrix norm. The second equality is from $\widehat{\mathcal{M}}_1(\boldsymbol{\mathcal{X}}) - \mathcal{M}(\boldsymbol{\mathcal{X}}) = O_P(J^{-1/2})$ and the full-rank $\mathcal{M}(\boldsymbol{\mathcal{X}})$ where $\lambda_{\min}(\mathbf{A})$ is the minimum eigenvalue of matrix \mathbf{A} . The last equality is trivial from $\lambda_{\min}\{\mathcal{M}(\boldsymbol{\mathcal{X}})\} < \infty$. Thus, we obtain $\{\widehat{\mathcal{M}}_1(\boldsymbol{\mathcal{X}})\}^{-1} - \{\mathcal{M}(\boldsymbol{\mathcal{X}})\}^{-1} = O_P(J^{-1/2})$. Similarly, we obtain $\{\widehat{\mathcal{M}}_0(\boldsymbol{\mathcal{X}})\}^{-1} - \{\mathcal{M}(\boldsymbol{\mathcal{X}})\}^{-1} = O_P(J^{-1/2})$. Combining the above results, we find that

$$\begin{aligned} \widehat{\boldsymbol{\beta}} - \boldsymbol{\beta}^* &= \{\mathcal{M}(\boldsymbol{\mathcal{X}})\}^{-1} \left[\widehat{\mathcal{M}}_1\{\boldsymbol{\mathcal{R}}_X^{(1)}\} - \widehat{\mathcal{M}}_0\{\boldsymbol{\mathcal{R}}_X^{(0)}\} \right] \\ &\quad + \underbrace{\left[\{\widehat{\mathcal{M}}_1(\boldsymbol{\mathcal{X}})\}^{-1} - \{\mathcal{M}(\boldsymbol{\mathcal{X}})\}^{-1} \right]}_{O_P(J^{-1/2})} \underbrace{\widehat{\mathcal{M}}_1\{\boldsymbol{\mathcal{R}}_X^{(1)}\}}_{O_P(J^{-1/2})} - \underbrace{\left[\{\widehat{\mathcal{M}}_0(\boldsymbol{\mathcal{X}})\}^{-1} - \{\mathcal{M}(\boldsymbol{\mathcal{X}})\}^{-1} \right]}_{O_P(J^{-1/2})} \underbrace{\widehat{\mathcal{M}}_0\{\boldsymbol{\mathcal{R}}_X^{(0)}\}}_{O_P(J^{-1/2})} \\ &= \{\mathcal{M}(\boldsymbol{\mathcal{X}})\}^{-1} \left[\widehat{\mathcal{M}}_1\{\boldsymbol{\mathcal{R}}_X^{(1)}\} - \widehat{\mathcal{M}}_0\{\boldsymbol{\mathcal{R}}_X^{(0)}\} \right] + O_P(J^{-1}) \end{aligned}$$

Finally, we take $\mathbf{Y}_i(1)$ and $\mathbf{Y}_i(2)$ in Theorem 5 of Li and Ding (2017) as $\mathcal{R}_{X,j}^{(1)}$ and $\mathcal{R}_{X,j}^{(0)}$, respectively. As a consequence, $\bar{\mathbf{Y}}(1)$, $\bar{\mathbf{Y}}(2)$, \mathbf{S}_1^2 , \mathbf{S}_2^2 , and \mathbf{S}_{12} correspond to 0, 0, $\mathcal{V}\{\boldsymbol{\mathcal{R}}_X^{(1)}\}$, $\mathcal{V}\{\boldsymbol{\mathcal{R}}_X^{(0)}\}$, and $\mathcal{V}\{\boldsymbol{\mathcal{R}}_X^{(1)}, \boldsymbol{\mathcal{R}}_X^{(0)}\}$, respectively. We also find that condition (b) and (c) of Theorem 5 of Li and Ding (2017) are satisfied under Assumption 3.1. Then, we find

$$\sqrt{J} \left[\widehat{\mathcal{M}}_1\{\boldsymbol{\mathcal{R}}_X^{(1)}\} - \widehat{\mathcal{M}}_0\{\boldsymbol{\mathcal{R}}_X^{(0)}\} \right] \xrightarrow{D} N\left(0, \lim_{J \rightarrow \infty} \left[J \cdot \text{Var}\left[\widehat{\mathcal{M}}_1\{\boldsymbol{\mathcal{R}}_X^{(1)}\} - \widehat{\mathcal{M}}_0\{\boldsymbol{\mathcal{R}}_X^{(0)}\} \mid \mathcal{F}_J, \mathcal{Z}_J \right] \right] \right)$$

The variance of $\widehat{\mathcal{M}}_1\{\mathbf{R}_X^{(1)}\} - \widehat{\mathcal{M}}_0\{\mathbf{R}_X^{(0)}\}$ is given as follows.

$$\begin{aligned}
& \text{Var}\left[\widehat{\mathcal{M}}_1\{\mathbf{R}_X^{(1)}\} - \widehat{\mathcal{M}}_0\{\mathbf{R}_X^{(0)}\} \mid \mathcal{F}_J, \mathcal{Z}_J\right] \\
&= \left(\frac{\mathbf{R}_X^{(1)}}{m} + \frac{\mathbf{R}_X^{(0)}}{J-m}\right) \text{Var}(\mathbf{Z} \mid \mathcal{F}_J, \mathcal{Z}_J) \left(\frac{\mathbf{R}_X^{(1)}}{m} + \frac{\mathbf{R}_X^{(0)}}{J-m}\right)^\top \\
&= \left[\frac{m(J-m)}{J(J-1)} \left(\frac{\mathbf{R}_X^{(1)}}{m} + \frac{\mathbf{R}_X^{(0)}}{J-m}\right) \Pi_J \left(\frac{\mathbf{R}_X^{(1)}}{m} + \frac{\mathbf{R}_X^{(0)}}{J-m}\right)^\top\right] \\
&= \left[\frac{m(J-m)}{J} \left(\frac{\mathcal{V}\{\mathbf{R}_X^{(1)}\}}{m^2} + \frac{\mathcal{V}\{\mathbf{R}_X^{(0)}\}}{(J-m)^2}\right) + \frac{1}{J(J-1)} \{\mathbf{R}_X^{(1)}\} \Pi_J \{\mathbf{R}_X^{(0)}\}^\top + \frac{1}{J(J-1)} \{\mathbf{R}_X^{(0)}\} \Pi_J \{\mathbf{R}_X^{(1)}\}^\top\right] \\
&= \left[\frac{J-m}{mJ} \mathcal{V}\{\mathbf{R}_X^{(1)}\} + \frac{m}{(J-m)J} \mathcal{V}\{\mathbf{R}_X^{(0)}\} \right. \\
&\quad \left. - \frac{1}{J(J-1)} \left[\{\mathbf{R}_X^{(1)} - \mathbf{R}_X^{(0)}\} \Pi_J \{\mathbf{R}_X^{(1)} - \mathbf{R}_X^{(0)}\}^\top - \{\mathbf{R}_X^{(1)}\} \Pi_J \{\mathbf{R}_X^{(1)}\}^\top - \{\mathbf{R}_X^{(0)}\} \Pi_J \{\mathbf{R}_X^{(0)}\}^\top\right]\right] \\
&= \left[\frac{J-m}{mJ} \mathcal{V}\{\mathbf{R}_X^{(1)}\} + \frac{m}{(J-m)J} \mathcal{V}\{\mathbf{R}_X^{(0)}\} - \frac{1}{J} \left[\mathcal{V}\{\mathbf{R}_X^{(1)} - \mathbf{R}_X^{(0)}\} - \mathcal{V}\{\mathbf{R}_X^{(1)}\} - \mathcal{V}\{\mathbf{R}_X^{(0)}\}\right]\right] \\
&= \left[\frac{1}{m} \mathcal{V}\{\mathbf{R}_X^{(1)}\} + \frac{1}{J-m} \mathcal{V}\{\mathbf{R}_X^{(0)}\} - \frac{1}{J} \mathcal{V}\{\mathbf{R}_X^{(1)} - \mathbf{R}_X^{(0)}\}\right]
\end{aligned}$$

The first equality is straightforward. The second equality is from Lemma A.1. The third equality is from the relationship between the covariance operator \mathcal{V} and the centering matrix Π_J . The rest equalities are trivial. As a result, from the Slutsky's theorem, we find

$$\sqrt{J}(\widehat{\beta} - \beta^*) \xrightarrow{D} N\left(0, \lim_{J \rightarrow \infty} (J \cdot V_\beta)\right)$$

where V_β is given by

$$V_\beta = \left\{\mathcal{M}(\mathbf{X})\right\}^{-1} \left[\frac{\mathcal{V}\{\mathbf{R}_X^{(1)}\}}{m} + \frac{\mathcal{V}\{\mathbf{R}_X^{(0)}\}}{J-m} - \frac{\mathcal{V}\{\mathbf{R}_X^{(1)} - \mathbf{R}_X^{(0)}\}}{J}\right] \left\{\mathcal{M}(\mathbf{X})\right\}^{-1}$$

This proves the asymptotic Normality of $\widehat{\beta}$. The asymptotic Normality of $\widehat{\eta}_{\text{TT}}$ can be shown by replacing \mathbf{X}_{ji} , \mathcal{X}_j , \mathbf{X} with 1, \mathcal{N}_j , and 1, respectively.

B.3 Proof of Theorem 4.1

We present the steps of deriving the maximum $P = N_{\text{NT}} \cdot \tau_{\text{NT}} = B_{1-} + A_1 - B_{0-} - A_0$ and the minimum of P can be similarly obtained by studying the minimum of $-P$. We follow the simplex method to obtain the solution; see Section 5 and 6 of [Dantzig \(1966\)](#) and Section 5 of [Waner and Costenoble \(2013\)](#) for the details.

$$\begin{aligned} & \text{Maximize } P = B_{1-} + A_1 - B_{0-} - A_0 \\ & \text{subject to } \left\{ \begin{array}{ll} B_{1-} + A_1 = N_{\text{NT}} \cdot \tau_{1,\text{NT}} & \Leftrightarrow s_1 = -s_9 = B_{1-} + A_1 - N_{\text{NT}}\tau_{1,\text{NT}} \\ A_1 + B_{1+} = N_{\text{NT}} \cdot \tau_{1,C} & \Leftrightarrow s_2 = -s_{10} = A_1 + B_{1+} - N_{\text{NT}}\tau_{1,C} \\ A_0 + B_{0+} = N_{\text{NT}} \cdot \tau_{0,C} & \Leftrightarrow s_3 = -s_{11} = A_0 + B_{0+} - N_{\text{NT}}\tau_{0,C} \\ B_{0-} - B_{1-} \leq 0 & \Leftrightarrow s_4 = B_{1-} - B_{0-} \\ B_{1-} \leq N_{\text{NT}} \cdot R & \Leftrightarrow s_5 = N_{\text{NT}}R - B_{1-} \\ B_{0+} - B_{1+} \leq 0 & \Leftrightarrow s_6 = B_{1+} - B_{0+} \\ B_{1+} \leq N_{\text{NT}} \cdot R & \Leftrightarrow s_7 = N_{\text{NT}}R - B_{1+} \\ A_0 - A_1 \leq 0 & \Leftrightarrow s_8 = A_1 - A_0 \\ B_{1-}, B_{0-}, A_1, A_0, B_{1+}, B_{0+}, s_i \geq 0 \ (i = 1, \dots, 11) \end{array} \right. \end{aligned}$$

Note that $\tau_{1,\text{NT}}, \tau_{1,C}, \tau_{0,C}, R$ satisfy

$$-R \leq \tau_{1,\text{NT}} - \tau_{1,C} \leq R, \quad \tau_{0,C} \leq \tau_{1,C}, \quad \tau_{1,\text{NT}}, \tau_{1,C}, \tau_{0,C}, R \geq 0 \quad (31)$$

Here the variable s_i s are slack variables. Each restriction can be represented as the equality involving the linear combination of the original variable B_z -s and the slack variables s_i s. For example, the first restriction gives the following two equalities.

$$\begin{aligned} B_{1-} + A_1 - s_1 &= N_{\text{NT}}\tau_{1,\text{NT}} \\ B_{1-} + A_1 + s_9 &= N_{\text{NT}}\tau_{1,\text{NT}} \end{aligned}$$

Repeating the construction across all restrictions, we can obtain Table B.1 containing the coefficient of the equalities.

	B_{0-}	B_{1-}	A_0	A_1	B_{0+}	B_{1+}	s_1	s_2	s_3	s_4	s_5	s_6	s_7	s_8	s_9	s_{10}	s_{11}	P	Value
$*s_1$		1		1			-1												$N_{NT}\tau_{1,NT}$
$*s_2$				1		1		-1											$N_{NT}\tau_{1,C}$
$*s_3$			1		1				-1										$N_{NT}\tau_{0,C}$
s_4	1	-1								1									
s_5		1									1								$N_{NT}R$
s_6					1	-1						1							
s_7						1							1						$N_{NT}R$
s_8			1	-1										1					
s_9		1		1											1				$N_{NT}\tau_{1,NT}$
s_{10}				1		1										1			$N_{NT}\tau_{1,C}$
s_{11}			1		1												1		$N_{NT}\tau_{0,C}$
P	1	-1	1	-1														1	

Table B.1: First sequence of the simplex method.

In Table B.1, each row corresponds to the equation containing a slack variable. The last row is attached to study the maximum of P . We call the first column of Table B.1 row label and call the first row of Table B.1 column label. Empty cells correspond to zero. The asterisk in the first three rows indicates that the coefficient of slack variable is negative.

We pivot the row of Table B.1 until we find the solution where the sequences of the pivot depends on the magnitude of $\tau_{1,NT}$, $\tau_{1,C}$, $\tau_{0,C}$, and R satisfying the restrictions in (31). We only present the detailed steps to derive the maximum of P under $\tau_{0,C} \leq \tau_{1,C} \leq \tau_{1,NT} \leq R$ case; the minimum of P can be obtained in a similar manner.

In Table B.1, the existence of three asterisks means that this linear programming is not a standard linear programming. The first procedure of the linear programming is to get rid of the asterisks and make the problem a standard linear programming; see Algorithm 2 for the details.

We follow Algorithm 2 to obtain a standard linear programming. In Table B.1, the first starred row is $*s_1$ -row and its largest entry is 1 in B_{1-} -column. We then calculate the test ratios, the ratio of Value-column to the finite positive coefficient of the pivot column (i.e., B_{1-} -column), which are $N_{NT}\tau_{1,NT}$ in $*s_1$ -row, $N_{NT}R$ in s_5 -row, and $N_{NT}\tau_{1,NT}$ in s_9 -row. The smallest values of the test ratio are obtained in $*s_1$ and s_9 -rows. We decide $*s_1$ -row as the pivot row because of the asterisk and, as a result, we choose the pivot cell as $(*s_1, B_{1-})$. We use the pivot cell to clear the pivot column (i.e., B_{1-} -column) by adding or subtracting the pivot row (i.e., $*s_1$ -row) to the other rows

Algorithm 2 Linear Programming 1

Require: Table 1

r_i : the row label of i th row. c_j : the label of j th row. a_{ij} : the value of (i, j) th cell.

v_i : i th value of Value-column

while asterisked row exists **do**

$i' \leftarrow$ the smallest row index whose r_i has an asterisk; i.e., $i' = \min \{i \mid r_i \text{ has an asterisk}\}$.

$\bar{j} \leftarrow$ the smallest column index whose $a_{i'j}$ is non-negative; i.e., $\bar{j} = \min \{j \mid a_{i'j} \geq 0\}$.

Calculate test ratio t_i for finite positive $a_{i\bar{j}}$ for non- P -rows where

$$t_i = \frac{v_i}{a_{i\bar{j}}} \quad , \quad i \in \{i \mid a_{i\bar{j}} \in (0, \infty), i \text{ does not include } P\text{-row}\}$$

$\bar{i} \leftarrow$ the index of the smallest test ratio; i.e., $\bar{i} = \arg \min_i t_i$. If there are multiple minimums, the index of the asterisked row should be chosen as \bar{i} .

Perform row operation to delete $a_{i\bar{j}}$ s ($i \neq \bar{i}$); i.e.,

$$a_{ij} \leftarrow a_{ij} - \frac{a_{i\bar{j}}}{a_{\bar{i}\bar{j}}} a_{\bar{i}j} \quad , \quad (i \neq \bar{i}, i \text{ includes } P\text{-row}, j \text{ includes Value-column})$$

Replace the row label $r_{\bar{i}}$ with the column label $c_{\bar{j}}$; i.e., $r_{\bar{i}} \leftarrow c_{\bar{j}}$. The new row label $c_{\bar{j}}$ does not have an asterisk even though $r_{\bar{i}}$ had an asterisk.

end while

having non-zero coefficients in the pivot column (i.e., s_4, s_5, s_9 , and P -rows). Finally, we replace the label of the pivot row with the label of the pivot column; i.e., the label of the first row becomes B_{1-} . As a result, we obtain Table B.2.

	B_{0-}	B_{1-}	A_0	A_1	B_{0+}	B_{1+}	s_1	s_2	s_3	s_4	s_5	s_6	s_7	s_8	s_9	s_{10}	s_{11}	P	Value
B_{1-}		1		1			-1												$N_{NT\tau_{1,NT}}$
$*s_2$				1		1		-1											$N_{NT\tau_{1,C}}$
$*s_3$			1		1				-1										$N_{NT\tau_{0,C}}$
s_4	1			1			-1			1									$N_{NT\tau_{1,NT}}$
s_5				-1			1				1								$N_{NT}(R - \tau_{1,NT})$
s_6					1	-1						1							
s_7						1							1						$N_{NT}R$
s_8			1	-1										1					
s_9							1								1				
s_{10}				1		1										1			$N_{NT\tau_{1,C}}$
s_{11}			1		1												1		$N_{NT\tau_{0,C}}$
P	1		1				-1											1	$N_{NT\tau_{1,NT}}$

Table B.2: Second sequence of the simplex method.

In Table B.2, the first starred row is $*s_2$ -row and its largest entry is 1 in A_1 -column. The smallest values of the test ratio are obtained in $*s_2$ and s_{10} -rows. We decide $*s_2$ -row as the pivot

row because of the asterisk and, as a result, we choose the pivot cell as $(*s_2, A_1)$. We use the pivot cell to clear the pivot column (i.e., A_1 -column) by adding or subtracting the pivot row (i.e., $*s_2$ -row) to the other rows having non-zero coefficients in the pivot column (i.e., B_{1-} s_4 , s_5 , s_8 , and s_{10} -rows). Finally, we replace the label of the pivot row with the label of the pivot column; i.e., the label of the second row becomes A_1 . As a result, we obtain Table B.3.

	B_{0-}	B_{1-}	A_0	A_1	B_{0+}	B_{1+}	s_1	s_2	s_3	s_4	s_5	s_6	s_7	s_8	s_9	s_{10}	s_{11}	P	Value
B_{1-}		1				-1	-1	1											$N_{NT}(\tau_{1,NT} - \tau_{1,C})$
A_1				1		1		-1											$N_{NT}\tau_{1,C}$
$*s_3$			1		1				-1										$N_{NT}\tau_{0,C}$
s_4	1					-1	-1	1		1									$N_{NT}(\tau_{1,NT} - \tau_{1,C})$
s_5						1	1	-1			1								$N_{NT}(R - \tau_{1,NT} + \tau_{1,C})$
s_6					1	-1						1							
s_7						1							1						$N_{NT}R$
s_8			1			1		-1						1					$N_{NT}\tau_{1,C}$
s_9							1								1				
s_{10}								1								1			
s_{11}			1		1												1		$N_{NT}\tau_{0,C}$
P	1		1				-1											1	$N_{NT}\tau_{1,NT}$

Table B.3: Third sequence of the simplex method.

In Table B.3, the first starred row is $*s_3$ -row and its largest entry is 1 in A_0 -column. The smallest values of the test ratio are obtained in $*s_3$ and s_{11} -rows. We decide $*s_3$ -row as the pivot row because of the asterisk and, as a result, we choose the pivot cell as $(*s_3, A_0)$. We use the pivot cell to clear the pivot column (i.e., A_0 -column) by adding or subtracting the pivot row (i.e., $*s_3$ -row) to the other rows having non-zero coefficients in the pivot column (i.e., s_8 , s_{11} , and P -rows). Finally, we replace the label of the pivot row with the label of the pivot column; i.e., the label of the third row becomes A_0 . As a result, we obtain In Table B.4.

In Table B.4, there is no more starred rows. This means that Table B.4 is associated with a standard linear programming. We introduce Algorithm 3 to solve a standard linear programming.

We follow Algorithm 3 to obtain the maximum of P . First, we choose the pivot column as the most left column of which coefficient of P is negative, which is B_{0+} -column. The smallest test ratio is obtained in s_6 -row and, as a result, we choose the pivot cell as (s_6, B_{0+}) . We use the pivot cell to clear the pivot column (i.e., B_{0+} -column) by adding or subtracting the pivot row (i.e., s_6 -row) to the other rows having non-zero coefficients in the pivot column (i.e., A_0 , s_8 , and P -rows). Finally, we replace the label of the pivot row with the label of the pivot column; i.e., the label of the third

	B_{0-}	B_{1-}	A_0	A_1	B_{0+}	B_{1+}	s_1	s_2	s_3	s_4	s_5	s_6	s_7	s_8	s_9	s_{10}	s_{11}	P	Value
B_{1-}		1				-1	-1	1											$N_{NT}(\tau_{1,NT} - \tau_{1,C})$
A_1				1		1		-1											$N_{NT}\tau_{1,C}$
A_0			1		1				-1										$N_{NT}\tau_{0,C}$
s_4	1					-1	-1	1		1									$N_{NT}(\tau_{1,NT} - \tau_{1,C})$
s_5						1	1	-1			1								$N_{NT}(R - \tau_{1,NT} + \tau_{1,C})$
s_6					1	-1						1							
s_7						1							1						$N_{NT}R$
s_8					-1	1		-1	1					1					$N_{NT}(\tau_{1,C} - \tau_{0,C})$
s_9							1								1				
s_{10}								1								1			
s_{11}									1								1		
P	1				-1		-1		1									1	$N_{NT}(\tau_{1,NT} - \tau_{0,C})$

Table B.4: Fourth sequence of the simplex method.

Algorithm 3 Linear Programming 2

Require: A standard linear programming (e.g., Table B.4)

r_i : the row label of i th row. c_j : the label of j th row. a_{ij} : the value of (i, j) th cell.

p_j : j th value of P -column. v_i : i th value of Value-column

while negative p_j exists **do**

$\bar{j} \leftarrow$ the smallest column index whose p_j is negative; i.e., $\bar{j} = \min \{j \mid p_j < 0\}$.

Calculate test ratio t_i for finite positive $a_{i\bar{j}}$ and non- P -rows as follows.

$$t_i = \frac{v_i}{a_{i\bar{j}}} \quad , \quad i \in \{i \mid a_{i\bar{j}} \in (0, \infty), i \text{ does not include } P\text{-row}\}$$

$\bar{i} \leftarrow$ the index of the smallest test ratio; i.e., $\bar{i} = \arg \min_i t_i$. If there are multiple minimums, the smallest index is chosen; i.e., $\bar{i} = \min \{i \mid \arg \min_i t_i\}$.

Perform row operation to delete $a_{i\bar{j}}$ s ($i \neq \bar{i}$); i.e.,

$$a_{ij} \leftarrow a_{ij} - \frac{a_{i\bar{j}}}{a_{\bar{i}\bar{j}}} a_{\bar{i}j} \quad , \quad (i \neq \bar{i}, i \text{ includes } P\text{-row}, j \text{ includes Value-column})$$

Replace the row label $r_{\bar{i}}$ with the column label $c_{\bar{j}}$; i.e., $r_{\bar{i}} \leftarrow c_{\bar{j}}$.

end while

The maximum of P is obtained as the current value in (P, Value) -cell.

row becomes B_{0+} . As a result, we obtain Table B.5.

We choose the next pivot cell as (A_0, B_{1+}) and (s_9, s_1) . As a consequence, we obtain Table B.6. Note that the all coefficients in P -row are non-negative. This implies that the maximum of P is the value in Value-column; i.e., $N_{NT}\tau_{1,NT}$ is the maximum of P under $\tau_{0,C} \leq \tau_{1,C} \leq \tau_{1,NT} \leq R$ case.

We comprehensively consider all possible cases of $\tau_{0,C}$, $\tau_{1,C}$, $\tau_{1,NT}$, and R to obtain the maximum

	B_{0-}	B_{1-}	A_0	A_1	B_{0+}	B_{1+}	s_1	s_2	s_3	s_4	s_5	s_6	s_7	s_8	s_9	s_{10}	s_{11}	P	Value
B_{1-}		1				-1	-1	1											$N_{NT}(\tau_{1,NT} - \tau_{1,C})$
A_1				1		1		-1											$N_{NT}\tau_{1,C}$
A_0			1			1			-1			-1							$N_{NT}\tau_{0,C}$
s_4	1					-1	-1	1		1									$N_{NT}(\tau_{1,NT} - \tau_{1,C})$
s_5						1	1	-1			1								$N_{NT}(R - \tau_{1,NT} + \tau_{1,C})$
B_{0+}					1	-1						1							
s_7						1							1						$N_{NT}R$
s_8								-1	1			1		1					$N_{NT}(\tau_{1,C} - \tau_{0,C})$
s_9							1								1				
s_{10}								1								1			
s_{11}									1								1		
P	1					-1	-1		1			1						1	$N_{NT}(\tau_{1,NT} - \tau_{0,C})$

Table B.5: Fifth sequence of the simplex method.

	B_{0-}	B_{1-}	A_0	A_1	B_{0+}	B_{1+}	s_1	s_2	s_3	s_4	s_5	s_6	s_7	s_8	s_9	s_{10}	s_{11}	P	Value
B_{1-}		1	1					1	-1			-1			1				$N_{NT}(\tau_{1,NT} - \tau_{1,C} + \tau_{0,C})$
A_1			-1	1				-1	1			1							$N_{NT}(\tau_{1,C} - \tau_{1,C})$
B_{1+}			1			1			-1			-1							$N_{NT}\tau_{0,C}$
s_4	1		1					1	-1	1		-1			1				$N_{NT}(\tau_{1,NT} - \tau_{1,C} + \tau_{0,C})$
s_5			-1					-1	1		1	1			-1				$N_{NT}(R - \tau_{1,NT} + \tau_{1,C} - \tau_{0,C})$
B_{0+}					1	-1						1							$N_{NT}\tau_{0,C}$
s_7			-1						1			1	1						$N_{NT}(R - \tau_{0,C})$
s_8								-1	1			1		1					$N_{NT}(\tau_{1,C} - \tau_{0,C})$
s_1							1								1				
s_{10}								1								1			
s_{11}									1								1		
P	1		1												1			1	$N_{NT}\tau_{1,NT}$

Table B.6: Sixth sequence of the simplex method.

of P ; Table B.7 summarizes the result.

Similarly, we can study the minimum of P across possible cases of $\tau_{1,NT}$, $\tau_{1,C}$, $\tau_{0,C}$, and R ; Table B.8 summarizes the result.

We can show that $\max P$ equals to $N_{NT} \cdot \min \{\tau_{1,NT}, \tau_{1,NT} - \tau_{0,C} + R, \tau_{1,C} - \tau_{0,C} + R\}$ and $\min P$ equals to $N_{NT} \cdot \{0, \tau_{1,NT} - \tau_{0,C} - R, \tau_{1,C} - \tau_{0,C} - R\}$. Table B.9 and B.10 decompose cases according to the realized value of the bounds and match the corresponding case numbers.

Therefore, this gives the following desired result by dividing N_{NT} .

$$\max \{0, \tau_{1,NT} - \tau_{0,C} - R, \tau_{1,C} - \tau_{0,C} - R\} \leq \tau_{NT} \leq \min \{\tau_{1,NT}, \tau_{1,NT} - \tau_{0,C} + R, \tau_{1,C} - \tau_{0,C} + R\}$$

The bound cannot be sharpened without assuming additional conditions on $\tau_{1,NT}$, $\tau_{1,C}$, $\tau_{0,C}$, and

Case			Case number	$\max P$
$\tau_{1,C} \leq \tau_{1,NT} \leq R$			Case-U-A	$N_{NT}\tau_{1,NT}$
$\tau_{1,NT} \leq \tau_{1,C} \leq R$			Case-U-B	$N_{NT}\tau_{1,NT}$
$\tau_{1,C} \leq R \leq \tau_{1,NT}$	$\tau_{0,C} \leq \tau_{1,NT} - R \leq \tau_{1,C}$	$\tau_{1,NT} - R \leq \tau_{1,C} - \tau_{0,C}$	Case-U-C	$N_{NT}\tau_{1,NT}$
		$\tau_{1,C} - \tau_{0,C} \leq \tau_{1,NT} - R$	Case-U-D	$N_{NT}(\tau_{1,C} - \tau_{0,C} + R)$
	$\tau_{1,NT} - R \leq \tau_{0,C} \leq \tau_{1,C}$	$\tau_{1,NT} - R \leq \tau_{1,C} - \tau_{0,C}$	Case-U-E	$N_{NT}\tau_{1,NT}$
		$\tau_{1,C} - \tau_{0,C} \leq \tau_{1,NT} - R$	Case-U-F	$N_{NT}(\tau_{1,C} - \tau_{0,C} + R)$
$\tau_{1,NT} \leq R \leq \tau_{1,C}$	$\tau_{0,C} \leq \tau_{1,NT} \leq R \leq \tau_{1,C}$		Case-U-G	$N_{NT}\tau_{1,NT}$
	$\tau_{1,NT} \leq \tau_{0,C} \leq R \leq \tau_{1,C}$		Case-U-H	$N_{NT}\tau_{1,NT}$
	$\tau_{1,NT} \leq R \leq \tau_{0,C} \leq \tau_{1,C}$		Case-U-I	$N_{NT}(\tau_{1,NT} - \tau_{0,C} + R)$
$R \leq \tau_{1,NT} \leq \tau_{1,C}$	$\tau_{0,C} \leq \tau_{1,C} - R$	$\tau_{0,C} \leq R$	Case-U-J	$N_{NT}\tau_{1,NT}$
		$R \leq \tau_{0,C}$	Case-U-K	$N_{NT}(\tau_{1,NT} - \tau_{0,C} + R)$
	$\tau_{1,C} - R \leq \tau_{0,C}$	$\tau_{0,C} \leq R$	Case-U-L	$N_{NT}\tau_{1,NT}$
		$R \leq \tau_{0,C}$	Case-U-M	$N_{NT}(\tau_{1,NT} - \tau_{0,C} + R)$
$R \leq \tau_{1,C} \leq \tau_{1,NT}$	$\tau_{0,C} \leq \tau_{1,C} - R$	$\tau_{1,NT} - R \leq \tau_{1,C} - \tau_{0,C}$	Case-U-N	$N_{NT}\tau_{1,NT}$
		$\tau_{1,C} - \tau_{0,C} \leq \tau_{1,NT} - R$	Case-U-O	$N_{NT}(\tau_{1,C} - \tau_{0,C} + R)$
	$\tau_{1,C} - R \leq \tau_{0,C}$	$\tau_{1,NT} - R \leq \tau_{1,C} - \tau_{0,C}$	Case-U-P	$N_{NT}\tau_{1,NT}$
		$\tau_{1,C} - \tau_{0,C} \leq \tau_{1,NT} - R$	Case-U-Q	$N_{NT}(\tau_{1,C} - \tau_{0,C} + R)$

Table B.7: Summary of the maximizing P under comprehensive cases of $\tau_{1,NT}$, $\tau_{1,C}$, $\tau_{0,C}$, and R .

Case			Number	$\min P$
$\tau_{1,NT} \leq \tau_{1,C} \leq R$			Case-L-A	0
$\tau_{1,C} \leq \tau_{1,NT} \leq R$			Case-L-B	0
$\tau_{1,NT} \leq R \leq \tau_{1,C}$	$\tau_{0,C} \leq \tau_{1,NT}$	$\tau_{0,C} \leq \tau_{1,C} - R$	Case-L-C	$N_{NT}(\tau_{1,C} - \tau_{0,C} - R)$
		$\tau_{1,C} - R \leq \tau_{0,C}$	Case-L-D	0
	$\tau_{1,NT} \leq \tau_{0,C}$		Case-L-E	0
$\tau_{1,C} \leq R \leq \tau_{1,NT}$	$\tau_{0,C} \leq \tau_{1,NT} - R$		Case-L-F	$N_{NT}(\tau_{1,NT} - \tau_{0,C} - R)$
	$\tau_{1,NT} - R \leq \tau_{0,C}$		Case-L-G	0
$R \leq \tau_{1,NT} \leq \tau_{1,C}$	$\tau_{0,C} \leq \tau_{1,C} - R$		Case-L-H	$N_{NT}(\tau_{1,C} - \tau_{0,C} - R)$
	$\tau_{1,C} - R \leq \tau_{0,C}$		Case-L-I	0
$R \leq \tau_{1,C} \leq \tau_{1,NT}$	$\tau_{0,C} \leq \tau_{1,NT} - R$		Case-L-J	$N_{NT}(\tau_{1,NT} - \tau_{0,C} - R)$
	$\tau_{1,NT} - R \leq \tau_{0,C}$		Case-L-K	0

Table B.8: Summary of the minimizing P under comprehensive cases of $\tau_{1,NT}$, $\tau_{1,C}$, $\tau_{0,C}$, and R .

R because every candidate of the bound can be realized according to the cases in Table B.7 and B.8.

Case			Upper bound	Corresponding cases
$\tau_{1,C} \leq \tau_{1,NT}$	$\tau_{1,NT} \leq R$		$N_{NT}\tau_{1,NT}$	Case-U-A
	$\tau_{1,C} \leq R \leq \tau_{1,NT}$	$\tau_{1,C} - \tau_{0,C} \leq \tau_{1,NT} - R$	$N_{NT}(\tau_{1,C} - \tau_{0,C} + R)$	Case-U-{D,F}
		$\tau_{1,NT} - R \leq \tau_{1,C} - \tau_{0,C}$	$N_{NT}\tau_{1,NT}$	Case-U-{C,E}
	$R \leq \tau_{1,C}$	$\tau_{1,C} - \tau_{0,C} \leq \tau_{1,NT} - R$	$N_{NT}(\tau_{1,C} - \tau_{0,C} + R)$	Case-U-{O,Q}
		$\tau_{1,NT} - R \leq \tau_{1,C} - \tau_{0,C}$	$N_{NT}\tau_{1,NT}$	Case-U-{N,P}
$\tau_{1,NT} \leq \tau_{1,C}$	$\tau_{1,C} \leq R$		$N_{NT}\tau_{1,NT}$	Case-U-B
	$\tau_{1,NT} \leq R \leq \tau_{1,C}$	$R \leq \tau_{0,C}$	$N_{NT}(\tau_{1,NT} - \tau_{0,C} + R)$	Case-U-I
		$\tau_{0,C} \leq R$	$N_{NT}\tau_{1,NT}$	Case-U-{G,H}
	$R \leq \tau_{1,NT}$	$R \leq \tau_{0,C}$	$N_{NT}(\tau_{1,NT} - \tau_{0,C} + R)$	Case-U-{K,M}
		$\tau_{0,C} \leq R$	$N_{NT}\tau_{1,NT}$	Case-U-{J,L}

Table B.9: Verification of the maximum of P and the upper bound formula by studying comprehensive cases.

Case			Lower bound	Corresponding cases
$\tau_{1,C} \leq \tau_{1,NT}$	$\tau_{1,NT} \leq R$		0	Case-L-B
	$\tau_{1,C} \leq R \leq \tau_{1,NT}$	$\tau_{0,C} + R \leq \tau_{1,NT}$	$N_{NT}(\tau_{1,NT} - \tau_{0,C} + R)$	Case-L-F
		$\tau_{1,NT} \leq \tau_{0,C} + R$	0	Case-L-G
	$R \leq \tau_{1,C}$	$\tau_{0,C} + R \leq \tau_{1,NT}$	$N_{NT}(\tau_{1,NT} - \tau_{0,C} + R)$	Case-L-J
		$\tau_{1,NT} \leq \tau_{0,C} + R$	0	Case-L-K
$\tau_{1,NT} \leq \tau_{1,C}$	$\tau_{1,C} \leq R$		0	Case-L-A
	$\tau_{1,NT} \leq R \leq \tau_{1,C}$	$\tau_{0,C} + R \leq \tau_{1,C}$	$N_{NT}(\tau_{1,C} - \tau_{0,C} - R)$	Case-L-C
		$\tau_{1,C} \leq \tau_{0,C} + R$	0	Case-L-D
	$R \leq \tau_{1,NT}$	$\tau_{0,C} + R \leq \tau_{1,C}$	$N_{NT}(\tau_{1,C} - \tau_{0,C} - R)$	Case-L-H
		$\tau_{1,C} \leq \tau_{0,C} + R$	0	Case-L-I

Table B.10: Verification of the minimum of P and the lower bound formula by studying comprehensive cases.

B.4 Proof of Lemma 4.1

We prove the results established in Lemma 4.1 hold under Assumption A.2. Because of Lemma A.4, the results of Lemma 4.1 hold under Assumption 4.1 in the main paper.

We define a set $\mathcal{S}(\eta^*, r) = \{\eta \mid \|\eta - \eta^*\| \geq r\}$ ($r \geq 0$), which is compact. Therefore, there exists $\eta(r) \in \mathcal{S}(\eta^*, r)$ such that

$$m_J(r) = \inf_{\eta \in \mathcal{S}(\eta^*, r)} \Phi(\eta) = \min_{\eta \in \mathcal{S}(\eta^*, r)} \Phi(\eta) = \Phi(\eta(r)) \quad (32)$$

where $\Phi(\eta) = \|\Psi_J(\eta)\|^2$; i.e.,

$$\Phi(\eta) = \frac{1}{J^2} \left[\underbrace{\left\| \sum_{j=1}^J \sum_{i=1}^{n_j} \nabla_{\theta} L(\text{NT}_{ji}, f_{\theta}(\mathbf{X}_{ji})) \right\|}_{\Phi_1(\theta)}^2 + \underbrace{\left[\sum_{j=1}^J \sum_{i=1}^{n_j} \left\{ \text{NT}_{ji} - \mathcal{I}_{c,h}(\tilde{f}_{\theta}(\mathbf{X}_{ji}) - q) \right\} \right]^2}_{\Phi_2(\theta, q)} \right]$$

Note that $m_J(0) = 0$ where the minimum is achieved at η^* because $\mathcal{S}(\eta^*, 0) = \mathcal{E}$.

The derivative of $\Phi(\eta)$ with respect to η is

$$\frac{\partial}{\partial \eta} \Phi(\eta) = \frac{2}{J^2} \left[\begin{aligned} & \left[\sum_{j=1}^J \sum_{i=1}^{n_j} \nabla_{\theta}^2 L(\text{NT}_{ji}, f_{\theta}(\mathbf{X}_{ji})) \right] \Phi_1(\theta) - \left[\sum_{j=1}^J \sum_{i=1}^{n_j} \mathcal{I}'_{c,h}(\tilde{f}_{\theta}(\mathbf{X}_{ji}) - q) \{ \nabla_{\theta} f_{\theta}(\mathbf{X}_{ji}) \} \right] \Phi_2(\theta, q) \\ & \left[\sum_{j=1}^J \sum_{i=1}^{n_j} \mathcal{I}'_{c,h}(\tilde{f}_{\theta}(\mathbf{X}_{ji}) - q) \right] \Phi_2(\theta, q) \end{aligned} \right]$$

where $\nabla_{\theta}^2 L$ is the Hessian of L with respect to θ and $\mathcal{I}'_{c,h}$ is the derivative of $\mathcal{I}_{c,h}$ which is given by

$$\mathcal{I}'_{c,h}(t) = \begin{cases} \frac{1-2c}{2h} \exp \left\{ -\frac{1-2c}{2ch}(t-h) \right\} & \text{if } h \leq t \\ \frac{1-2c}{2h} & \text{if } -h \leq t \leq h \\ \frac{1-2c}{2h} \exp \left\{ \frac{1-2c}{2ch}(t+h) \right\} & \text{if } t \leq -h \end{cases} \quad (33)$$

Note that $\Phi(\eta)$ is continuously differentiable for all η in \mathcal{E}° , the interior of \mathcal{E} . Combining the compactness of $\mathcal{S}(\eta^*, r_0)$ for any $r_0 \geq 0$ and the continuity of $\Phi(\eta)$, we obtain the continuity of $m_J(r)$.

$$\lim_{r \rightarrow r_0} m_J(r) = \min_{\eta \in \mathcal{S}(\eta^*, r_0)} \Phi(\eta) = m_J(r_0)$$

Taking $r_0 = 0$ gives $\lim_{r \rightarrow 0} m_J(r) = 0$. Therefore, we can take $\mathcal{S}(\eta^*, r)$ so that $m_J(r)$ is arbitrarily close to zero.

Next we study stationary points of $\Phi(\eta)$. Since $\mathcal{I}'_{c,h}(t)$ is positive for all t , $\partial \Phi(\eta) / \partial \eta = 0$ implies that $\Phi_2(\theta, q)$ is zero from the identity of the second component. Moreover, $\Phi_1(\theta)$ is also zero because $\sum_{j=1}^J \sum_{i=1}^{n_j} \nabla_{\theta}^2 L(\text{NT}_{ji}, f_{\theta}(\mathbf{X}_{ji}))$ is invertible from (GC3). This implies that the unique stationary point is η^* because η^* is the unique solution to $\Phi_1(\theta) = 0$ and $\Phi_2(\theta, q) = 0$.

We fix a sufficiently small constant $\epsilon > 0$ so that $\{\eta \mid \|\eta - \eta^*\| < \epsilon\} \subset \mathcal{E}$. There is no local minimum of $\Phi(\eta)$ in $\mathcal{S}^\circ(\eta^*, \epsilon)$, the interior of $\mathcal{S}(\eta^*, \epsilon)$, because every points in $\mathcal{S}^\circ(\eta^*, \epsilon)$ is a non-stationary point. This implies that the local minimum of $\Phi(\eta)$ must be in the boundary of $\mathcal{S}(\eta^*, \epsilon)$, which is equivalent to $\{\eta \mid \|\eta - \eta^*\| = \epsilon\} \cup \partial\mathcal{E}$ where $\partial\mathcal{E}$ is the boundary of \mathcal{E} . Note that $\min_{\eta \in \partial\mathcal{E}} \Phi(\eta) > 0$ due to the uniqueness of η^* . From the continuity of $m_J(r)$, we have $m_J(r) \rightarrow 0$ as $r \rightarrow 0$. Therefore, we may take sufficiently small ϵ to have the minimum in the set $\{\eta \mid \|\eta - \eta^*\| = \epsilon\}$; i.e.,

$$m_J(\epsilon) = \min_{\eta \in \mathcal{S}(\eta^*, \epsilon)} \Phi(\eta) = \min \left\{ \min_{\eta: \|\eta - \eta^*\| = \epsilon} \Phi(\eta), \min_{\eta \in \partial\mathcal{E}} \Phi(\eta) \right\} = \min_{\eta: \|\eta - \eta^*\| = \epsilon} \Phi(\eta)$$

By (GC6), we find $m_J(\epsilon) \geq B(J, \epsilon)^2$ where $B(J, \epsilon) = \Theta(J^{-r}(\log J)^{-v_3})$. Therefore, the event $\{\|\eta - \eta^*\| > \epsilon\}$ is contained in the event $\{\|\Psi_J(\hat{\eta})\| \geq B(J, \epsilon)\}$ and, as a result,

$$P\left\{\|\hat{\eta} - \eta^*\| > \epsilon \mid \tilde{\mathcal{F}}_J, \mathcal{Z}_J\right\} \leq P\left\{\|\Psi_J(\hat{\eta})\| \geq B(J, \epsilon) \mid \tilde{\mathcal{F}}_J, \mathcal{Z}_J\right\} \quad (34)$$

Thus, it suffices to show the right-hand side of (34) converges to zero as $J \rightarrow \infty$. Suppose the following condition holds for any fixed constant $\xi > 0$.

$$\lim_{J \rightarrow \infty} P\left\{\sup_{\eta \in \mathcal{E}^\circ} \{J^r(\log J)^{v_3}\} \|\Psi_J(\eta) - \hat{\Psi}_J(\eta)\| > \xi + o(1) \mid \tilde{\mathcal{F}}_J, \mathcal{Z}_J\right\} = 0 \quad (35)$$

Then, we have the following result as $J \rightarrow \infty$.

$$\begin{aligned} P\left\{\|\Psi_J(\hat{\eta})\| \geq B(J, \epsilon) \mid \tilde{\mathcal{F}}_J, \mathcal{Z}_J\right\} &\leq P\left\{\{J^r(\log J)^{v_3}\} \|\Psi_J(\hat{\eta}) - \hat{\Psi}_J(\hat{\eta})\| \geq B_L + o(1) \mid \tilde{\mathcal{F}}_J, \mathcal{Z}_J\right\} \\ &\leq P\left\{\sup_{\eta \in \mathcal{E}} \{J^r(\log J)^{v_3}\} \|\Psi_J(\eta) - \hat{\Psi}_J(\eta)\| > B_L + o(1) \mid \tilde{\mathcal{F}}_J, \mathcal{Z}_J\right\} \\ &= P\left\{\sup_{\eta \in \mathcal{E}^\circ} \{J^r(\log J)^{v_3}\} \|\Psi_J(\eta) - \hat{\Psi}_J(\eta)\| > B_L + o(1) \mid \tilde{\mathcal{F}}_J, \mathcal{Z}_J\right\} \\ &\rightarrow 0 \end{aligned}$$

where $B_L > 0$ is the limit inferior of $\{J^r(\log J)^{v_3}\}B(J, \epsilon)$. The equality in the first line is from the definition of $\hat{\eta}$, i.e., $\hat{\Psi}_J(\hat{\eta}) = 0$. The inequality in the second line is trivial. The equality in the third line is from the continuity of $\|\Psi_J(\eta) - \hat{\Psi}_J(\eta)\|$ and the compactness of \mathcal{E} . The convergence

to zero in the third line is from (35). Therefore, in conjunction with (34), we have the results of the theorem.

$$P\left\{\|\hat{\eta} - \eta^*\| > \epsilon \mid \tilde{\mathcal{F}}_J, \mathcal{Z}_J\right\} \rightarrow 0 \text{ as } J \rightarrow \infty$$

To conclude the proof, we show that (35) holds. Let δ be a fixed constant satisfying $1/2 < \delta < 1 - 2r < 1$. Since \mathcal{E} is compact, we can partition \mathcal{E} into $\lceil J^\delta \rceil$ subsets such that

$$\mathcal{E} = \bigcup_{k=1}^{\lceil J^\delta \rceil} \mathcal{E}_k$$

where \mathcal{E}_k satisfies that $\|\eta_k - \eta'_k\| \leq \|\bar{\eta}_J\|$ for all $\eta_k, \eta'_k \in \mathcal{E}_k$. For any $\eta_k \in \mathcal{E}_k$ ($k = 1, \dots, \lceil J^\delta \rceil$), we have

$$\begin{aligned} & \sup_{\eta \in \mathcal{E}^\circ} \left\{ J^r (\log J)^{v_3} \right\} \|\Psi_J(\eta) - \hat{\Psi}_J(\eta)\| \\ & \leq \max_k \left\{ J^r (\log J)^{v_3} \right\} \|\Psi_J(\eta_k) - \hat{\Psi}_J(\eta_k)\| + \max_k \sup_{\eta \in \mathcal{E}_k^\circ} \left\{ J^r (\log J)^{v_3} \right\} \|\{\Psi_J(\eta) - \hat{\Psi}_J(\eta)\} - \{\Psi_J(\eta_k) - \hat{\Psi}_J(\eta_k)\}\| \end{aligned} \quad (36)$$

We study the first term of the right-hand side of (36). From (GC4), the variance of $\hat{\Psi}_J(\eta_k) - \Psi_J(\eta_k)$ given a population $\tilde{\mathcal{F}}_J$ is represented by

$$\begin{aligned} \text{Var}\{\Psi_J(\eta_k) - \hat{\Psi}_J(\eta_k) \mid \tilde{\mathcal{F}}_J, \mathcal{Z}_J\} &= \frac{(J-m)}{mJ(J-1)} \sum_{j=1}^J \{\psi_j(\eta_k) - \Psi_J(\eta_k)\} \{\psi_j(\eta_k) - \Psi_J(\eta_k)\}^\top \\ &= O(J^{-1}(\log J)^{2v_1}) \end{aligned}$$

Therefore, we have the following result by the Chebyshev's inequality.

$$\begin{aligned} & P\left\{ \max_k \left\{ J^r (\log J)^{v_3} \right\} \|\Psi_J(\eta_k) - \hat{\Psi}_J(\eta_k)\| > \xi + o(1) \mid \tilde{\mathcal{F}}_J, \mathcal{Z}_J \right\} \\ & \leq \frac{J^{2r} (\log J)^{2v_3}}{\{\xi + o(1)\}^2} \sum_{k=1}^{\lceil J^\delta \rceil} \text{Var}\{\Psi_J(\eta_k) - \hat{\Psi}_J(\eta_k) \mid \mathcal{F}_J, \mathcal{Z}_J\} \\ & = O(J^{\delta+2r-1} (\log J)^{2v_1+2v_3}) \\ & = o(1) \end{aligned} \quad (37)$$

The last asymptotic representation is from $\delta + 2r - 1 < 0$. This concludes that the first term of the right-hand side of (36) is $o_P(1)$.

Next we study the second term of the right hand side of (36). From (GC1), we get $1 - Z_j \cdot J/m \in [1 - c^{-1}, 1]$ for all j . Thus, we have

$$\begin{aligned}
& \max_k \sup_{\eta \in \mathcal{E}_k^\circ} \{J^r(\log J)^{v_3}\} \|\{\Psi_J(\eta) - \widehat{\Psi}_J(\eta)\} - \{\Psi_J(\eta_k) - \widehat{\Psi}_J(\eta_k)\}\| \\
&= \max_k \sup_{\eta \in \mathcal{E}_k^\circ} \{J^r(\log J)^{v_3}\} \left\| \frac{1}{J} \sum_{j=1}^J \left(1 - \frac{Z_j J}{m}\right) \{\psi_j(\eta) - \psi_j(\eta_k)\} \right\| \\
&= \left|1 - Z_j \frac{J}{m}\right| \cdot \max_k \sup_{\eta \in \mathcal{E}_k^\circ} \frac{J^r(\log J)^{v_3}}{J} \sum_{j=1}^J \|\psi_j(\eta) - \psi_j(\eta_k)\| \\
&\leq \max(c^{-1} - 1, 1) \cdot \sup_{\eta \in \mathcal{E}^\circ} \frac{J^r(\log J)^{v_3}}{J} \sum_{j=1}^J \|\psi_j(\eta) - \psi_j(\eta_k)\| \\
&\leq \max(c^{-1} - 1, 1) \cdot O(J^{r-1/2}(\log J)^{v_2+v_3}) \tag{38}
\end{aligned}$$

The first equality is from the definition of $\widehat{\Psi}_J$ and Ψ_J . The second equality is trivial. The inequality in the fourth line is from the boundedness of $1 - Z_j \cdot J/m$ and the relationship between \mathcal{E}° and \mathcal{E}_k° . The last inequality is from (GC5) because we have $\|\eta - \eta_k\| \leq \|\bar{\eta}_J\| = O(J^{-1/2})$ for any $\eta \in \mathcal{E}_k^\circ$ from the construction of \mathcal{E}_k . This concludes that the second term of the right-hand side of (36) is $o(1)$.

Therefore, we obtain (35) is $o_P(1)$.

$$\begin{aligned}
& \sup_{\eta \in \mathcal{E}^\circ} \{J^r(\log J)^{v_3}\} \|\Psi_J(\eta) - \widehat{\Psi}_J(\eta)\| \\
&\leq \max_k \{J^r(\log J)^{v_3}\} \|\Psi_J(\eta_k) - \widehat{\Psi}_J(\eta_k)\| + \max_k \sup_{\eta \in \mathcal{E}_k^\circ} \{J^r(\log J)^{v_3}\} \|\{\Psi_J(\eta) - \widehat{\Psi}_J(\eta)\} - \{\Psi_J(\eta_k) - \widehat{\Psi}_J(\eta_k)\}\| \\
&= o_P(1)
\end{aligned}$$

This concludes the proof.

B.5 Proof of Theorem 4.2

Proof. We establish the consistency of the numerators and denominators of four estimators. We can classify these quantities into two group as follows:

(a) Quantities that are not involved with $(\hat{\theta}, \hat{q})$:

$$\begin{aligned} \text{Numerator of } \hat{\tau}_{1,\text{NT}} &= \sum_{j=1}^J \sum_{i=1}^{n_j} Z_j Y_{ji} \text{NT}_{ji} = \sum_{j=1}^J \sum_{i=1}^{n_j} Z_j Y_{ji}^{(1)} \text{NT}_{ji} \\ \text{Denominator of } \hat{\tau}_{1,\text{NT}}, \hat{\tau}_{1,C}, \hat{R} = N_{1,\text{NT}} &= \sum_{j=1}^J \sum_{i=1}^{n_j} Z_j \text{NT}_{ji} \end{aligned}$$

(b) Quantities that are involved with $(\hat{\theta}, \hat{q})$:

$$\begin{aligned} \text{Numerator of } \hat{\tau}_{1,C} &= \sum_{j=1}^J \sum_{i=1}^{n_j} Z_j Y_{ji} \mathbb{1}\{\tilde{f}_{\hat{\theta}}(\mathbf{X}_{ji}) \geq \hat{q}\} = \sum_{j=1}^J \sum_{i=1}^{n_j} Z_j Y_{ji}^{(1)} \mathbb{1}\{\tilde{f}_{\hat{\theta}}(\mathbf{X}_{ji}) \geq \hat{q}\} \\ \text{Numerator of } \hat{\tau}_{0,C} &= \sum_{j=1}^J \sum_{i=1}^{n_j} (1 - Z_j) Y_{ji} \mathbb{1}\{\tilde{f}_{\hat{\theta}}(\mathbf{X}_{ji}) \geq \hat{q}\} = \sum_{j=1}^J \sum_{i=1}^{n_j} (1 - Z_j) Y_{ji}^{(0)} \mathbb{1}\{\tilde{f}_{\hat{\theta}}(\mathbf{X}_{ji}) \geq \hat{q}\} \\ \text{Denominator of } \hat{\tau}_{0,C} &= N_{0,\text{NT}} = \sum_{j=1}^J \sum_{i=1}^{n_j} (1 - Z_j) \mathbb{1}\{\tilde{f}_{\hat{\theta}}(\mathbf{X}_{ji}) \geq \hat{q}\} \\ \text{Numerator of } \hat{R} &= \sum_{j=1}^J \sum_{i=1}^{n_j} Z_j \mathbb{1}\{\tilde{f}_{\hat{\theta}}(\mathbf{X}_{ji}) \geq \hat{q}\} (1 - \text{NT}_{ji}) \end{aligned}$$

We first consider (a) quantities that are not involved with $(\hat{\theta}, \hat{q})$. Let $\mathbf{W} = (\mathcal{W}_1, \dots, \mathcal{W}_J)^\top$ where we take $\mathcal{W}_j = \sum_{i=1}^{n_j} Y_{ji}^{(1)} \text{NT}_{ji}$ and $\mathbf{Z} = (Z_1, \dots, Z_J)^\top$. Then, we have

$$\frac{J}{Nm} \sum_{j=1}^J \sum_{i=1}^{n_j} Z_j Y_{ji}^{(1)} \text{NT}_{ji} = \frac{J}{Nm} \sum_{j=1}^J \left(\sum_{i=1}^{n_j} Y_{ji}^{(1)} \text{NT}_{ji} \right) Z_j = \frac{J}{Nm} \mathbf{W}^\top \mathbf{Z}$$

From Lemma A.1, the expectation and the variance of the above quantity are given by

$$\begin{aligned} \mathbb{E} \left(\frac{J}{Nm} \mathbf{W}^\top \mathbf{Z} \middle| \tilde{\mathcal{F}}_J, \mathcal{Z}_J \right) &= \frac{J}{Nm} \mathbf{W}^\top \frac{m}{J} \mathbf{1} = \frac{1}{N} \mathbf{W}^\top \mathbf{1} = \frac{1}{N} \sum_{j=1}^J \sum_{i=1}^{n_j} Y_{ji}^{(1)} \text{NT}_{ji} \\ \text{Var} \left(\frac{J}{Nm} \mathbf{W}^\top \mathbf{Z} \middle| \tilde{\mathcal{F}}_J, \mathcal{Z}_J \right) &= \frac{J^2}{N^2 m^2} \mathbf{W}^\top \frac{m(J-m)}{J(J-1)} \Pi_J \mathbf{W} = \frac{J(J-m)}{N^2 (J-1) m} \sum_{j=1}^J (\mathcal{W}_j - \bar{\mathcal{W}})^2 \end{aligned}$$

where $\bar{\mathcal{W}} = \sum_{j=1}^J \mathcal{W}_j / J$. Since \mathcal{W}_j is upper bounded by M and N is greater than J , we get

$$\text{Var}\left(\frac{J}{Nm} \mathbf{W}^\top \mathbf{Z} \mid \tilde{\mathcal{F}}_J, \mathcal{Z}_J\right) \leq \frac{J(J-m)}{J^2(J-1)m} JM^2 = \frac{(J-m)M^2}{(J-1)m} = o(1)$$

Therefore, we obtain the following result as for any $\epsilon > 0$ by the Chebyshev's inequality.

$$\lim_{J \rightarrow \infty} P\left\{\left|\frac{J}{Nm} \sum_{j=1}^J \sum_{i=1}^{n_j} Z_j Y_{ji}^{(1)} \text{NT}_{ji} - \frac{1}{N} \sum_{j=1}^J \sum_{i=1}^{n_j} Y_{ji}^{(1)} \text{NT}_{ji}\right| > \epsilon \mid \tilde{\mathcal{F}}_J, \mathcal{Z}_J\right\} = 0 \quad (39)$$

We can obtain the result about $\sum_{j=1}^J \sum_{i=1}^{n_j} Z_j \text{NT}_{ji}$ by taking $\mathcal{W}_j = \sum_{i=1}^{n_j} \text{NT}_{ji}$ in a similar manner.

$$\lim_{J \rightarrow \infty} P\left\{\left|\frac{J}{Nm} \sum_{j=1}^J \sum_{i=1}^{n_j} Z_j \text{NT}_{ji} - \frac{1}{N} \sum_{j=1}^J \sum_{i=1}^{n_j} \text{NT}_{ji}\right| > \epsilon \mid \tilde{\mathcal{F}}_J, \mathcal{Z}_J\right\} = 0 \quad (40)$$

Next we consider (b) quantities that are involved with $(\hat{\theta}, \hat{q})$. We decompose the numerators of $\hat{\tau}_{1,C}$ as follows.

$$\begin{aligned} & \sum_{j=1}^J \sum_{i=1}^{n_j} Z_j Y_{ji}^{(1)} \mathbb{1}\{\tilde{f}_{\hat{\theta}}(\mathbf{X}_{ji}) \geq \hat{q}\} \\ &= \frac{J}{Nm} \sum_{j=1}^J \sum_{i=1}^{n_j} Z_j Y_{ji}^{(1)} \left[\mathbb{1}\{\tilde{f}_{\hat{\theta}}(\mathbf{X}_{ji}) \geq \hat{q}\} - \mathbb{1}\{\tilde{f}_{\theta^*}(\mathbf{X}_{ji}) \geq q^*\} \right] + \frac{J}{Nm} \sum_{j=1}^J \sum_{i=1}^{n_j} Z_j Y_{ji}^{(1)} \mathbb{1}\{\tilde{f}_{\theta^*}(\mathbf{X}_{ji}) \geq q^*\} \end{aligned} \quad (41)$$

We study each term in the right-hand side of (41). The first term of (41) is bounded as follows.

$$\begin{aligned} & \left| \frac{J}{Nm} \sum_{j=1}^J \sum_{i=1}^{n_j} Z_j Y_{ji}^{(1)} \left[\mathbb{1}\{\tilde{f}_{\hat{\theta}}(\mathbf{X}_{ji}) \geq \hat{q}\} - \mathbb{1}\{\tilde{f}_{\theta^*}(\mathbf{X}_{ji}) \geq q^*\} \right] \right| \\ & \leq \frac{J}{Nm} \sum_{j=1}^J \sum_{i=1}^{n_j} \left| Z_j Y_{ji}^{(1)} \left[\mathbb{1}\{\tilde{f}_{\hat{\theta}}(\mathbf{X}_{ji}) \geq \hat{q}\} - \mathbb{1}\{\tilde{f}_{\theta^*}(\mathbf{X}_{ji}) \geq q^*\} \right] \right| \\ & \leq \frac{J}{Nm} \sum_{j=1}^J \sum_{i=1}^{n_j} \left| \mathbb{1}\{\tilde{f}_{\hat{\theta}}(\mathbf{X}_{ji}) \geq \hat{q}\} - \mathbb{1}\{\tilde{f}_{\theta^*}(\mathbf{X}_{ji}) \geq q^*\} \right| \end{aligned} \quad (42)$$

For a fixed constant $0 < r < 1/4$, we decompose the summand of (42) as follows.

$$\begin{aligned}
& \left| \mathbb{1}\{\tilde{f}_{\hat{\theta}}(\mathbf{X}_{ji}) \geq \hat{q}\} - \mathbb{1}\{\tilde{f}_{\theta^*}(\mathbf{X}_{ji}) \geq q^*\} \right| \\
&= \left| \mathbb{1}\{\tilde{f}_{\theta^*}(\mathbf{X}_{ji}) - q^* \geq 0\} - \mathbb{1}\{\tilde{f}_{\hat{\theta}}(\mathbf{X}_{ji}) - \hat{q} \geq 0\} \right| \\
&\leq \mathbb{1}\left[\left| \tilde{f}_{\theta^*}(\mathbf{X}_{ji}) - q^* \right| \leq \left| \{\tilde{f}_{\theta^*}(\mathbf{X}_{ji}) - q^*\} - \{\tilde{f}_{\hat{\theta}}(\mathbf{X}_{ji}) - \hat{q}\} \right| \right] \\
&= \mathbb{1}\left[\left| \tilde{f}_{\theta^*}(\mathbf{X}_{ji}) - q^* \right| \leq \left| \{f_{\theta^*}(\mathbf{X}_{ji}) - q^*\} - \{f_{\hat{\theta}}(\mathbf{X}_{ji}) - \hat{q}\} \right| \right] \\
&= \mathbb{1}\left[\left| \tilde{f}_{\theta^*}(\mathbf{X}_{ji}) - q^* \right| \leq \left| \{f_{\theta^*}(\mathbf{X}_{ji}) - q^*\} - \{f_{\hat{\theta}}(\mathbf{X}_{ji}) - \hat{q}\} \right| \right] \\
&\quad \times \mathbb{1}\left[\left| \{f_{\theta^*}(\mathbf{X}_{ji}) - q^*\} - \{f_{\hat{\theta}}(\mathbf{X}_{ji}) - \hat{q}\} \right| \leq J^{-r/2} \right] \\
&\quad + \mathbb{1}\left[\left| \tilde{f}_{\theta^*}(\mathbf{X}_{ji}) - q^* \right| \leq \left| \{f_{\theta^*}(\mathbf{X}_{ji}) - q^*\} - \{f_{\hat{\theta}}(\mathbf{X}_{ji}) - \hat{q}\} \right| \right] \\
&\quad \times \mathbb{1}\left[\left| \{f_{\theta^*}(\mathbf{X}_{ji}) - q^*\} - \{f_{\hat{\theta}}(\mathbf{X}_{ji}) - \hat{q}\} \right| > J^{-r/2} \right] \\
&\leq \mathbb{1}\left[\left| \tilde{f}_{\theta^*}(\mathbf{X}_{ji}) - q^* \right| \leq J^{-r/2} \right] + \mathbb{1}\left[\left| \{f_{\theta^*}(\mathbf{X}_{ji}) - q^*\} - \{f_{\hat{\theta}}(\mathbf{X}_{ji}) - \hat{q}\} \right| > J^{-r/2} \right] \\
&\leq \mathbb{1}\left[\left| \tilde{f}_{\theta^*}(\mathbf{X}_{ji}) - q^* \right| \leq J^{-r/2} \right] + \mathbb{1}\left[(K \log J + 1) \|\hat{\eta} - \eta^*\| > J^{-r/2} \right]. \tag{43}
\end{aligned}$$

The equality in the second line is straightforward. The inequality in the third line is from Lemma 1 of Kennedy et al. (2020); for any a and b in \mathbb{R} , we have $|\mathbb{1}(a \geq 0) - \mathbb{1}(b \geq 0)| \leq \mathbb{1}\{|a| \leq |a - b|\}$. The equality in the fourth line is from $\tilde{f}_{\theta}(\mathbf{X}_{ji}) = f_{\theta}(\mathbf{X}_{ji}) + e_{ji}$. The equality in the fifth line is from $\mathbb{1}(E) = \mathbb{1}(E)\mathbb{1}(F) + \mathbb{1}(E)\mathbb{1}(F^c)$ for two events E and F . The inequality in seventh line is from $\mathbb{1}(E) \leq \mathbb{1}(F)$ if $E \subset F$ and $\mathbb{1}(E) \leq 1$ for all E . The last inequality is from (GC4).

$$\left| \{f_{\theta^*}(\mathbf{X}_{ji}) - q^*\} - \{f_{\hat{\theta}}(\mathbf{X}_{ji}) - \hat{q}\} \right| \leq (K \log J) \|\hat{\theta} - \theta^*\| + \|\hat{q} - q^*\| \leq (K \log J + 1) \|\hat{\eta} - \eta^*\|$$

where K is a generic constant. Combining (42) and (43), we obtain an upper bound of (42) as follows.

$$\begin{aligned}
& \frac{J}{Nm} \sum_{j=1}^J \sum_{i=1}^{n_j} \left| \mathbb{1}\{\tilde{f}_{\hat{\theta}}(\mathbf{X}_{ji}) \geq \hat{q}\} - \mathbb{1}\{\tilde{f}_{\theta^*}(\mathbf{X}_{ji}) \geq q^*\} \right| \\
&\leq \frac{J}{Nm} \sum_{j=1}^J \sum_{i=1}^{n_j} \mathbb{1}\left[\left| \tilde{f}_{\theta^*}(\mathbf{X}_{ji}) - q^* \right| \leq J^{-r/2} \right] + \frac{J}{Nm} \sum_{j=1}^J \sum_{i=1}^{n_j} \mathbb{1}\left[(K \log J + 1) \|\hat{\eta} - \eta^*\| > J^{-r/2} \right] \tag{44}
\end{aligned}$$

The first term in (44) is $o(1)$:

$$\begin{aligned}
\frac{J}{Nm} \sum_{j=1}^J \sum_{i=1}^{n_j} \mathbb{1} \left[|\tilde{f}_{\theta^*}(\mathbf{X}_{ji}) - q^*| \leq J^{-r/2} \right] &= \frac{J}{N} \frac{J}{m} \frac{1}{J} \sum_{j=1}^J \sum_{i=1}^{n_j} \mathbb{1} \left[|\tilde{f}_{\theta^*}(\mathbf{X}_{ji}) - q^*| \leq J^{-r/2} \right] \\
&= O(1)O(J^{-r/2}) \\
&= O(J^{-r/2})
\end{aligned}$$

Note that the asymptotic representation is from condition (GC7).

To study the second term in (44), we first study the expectation of $\mathbb{1}[(K \log J + 1)\|\hat{\eta} - \eta^*\| > J^{-r/2}]$, which is denoted by μ .

$$\begin{aligned}
\mu &= \mathbb{E} \left[\mathbb{1}[(K \log J + 1)\|\hat{\eta} - \eta^*\| > J^{-r/2}] \mid \tilde{\mathcal{F}}_J, \mathcal{Z}_J \right] \\
&= P \left[(K \log J + 1)\|\hat{\eta} - \eta^*\| > J^{-r/2} \mid \tilde{\mathcal{F}}_J, \mathcal{Z}_J \right] \\
&\leq P \left[\|\hat{\eta} - \eta^*\| > \epsilon' J^{-r} \mid \tilde{\mathcal{F}}_J, \mathcal{Z}_J \right] \\
&= o(1)
\end{aligned}$$

where $\epsilon' > 0$ in the third line is defined by

$$\epsilon' = \inf_{J=1,2,\dots} \frac{J^{r/2}}{K \log J + 1}$$

Therefore, the inequality in the third line is straightforward from the definition of ϵ' . The asymptotic result in the last line is from Lemma 4.1. Moreover, the variance of $\mathbb{1}[(K \log J + 1)\|\hat{\eta} - \eta^*\| > J^{-r/2}]$ is bounded above by 2. Thus, by the law of large number, the second term in (44) is $o_P(1)$.

$$\begin{aligned}
\frac{J}{Nm} \sum_{j=1}^J \sum_{i=1}^{n_j} \mathbb{1} \left[(K \log J + 1)\|\hat{\eta} - \eta^*\| > J^{-r/2} \right] &= \frac{J}{m} \frac{1}{N} \sum_{j=1}^J \sum_{i=1}^{n_j} \mathbb{1} \left[(K \log J + 1)\|\hat{\eta} - \eta^*\| > J^{-r/2} \right] \\
&= O(1)(\mu + o_P(1)) \\
&= o_P(1)
\end{aligned}$$

This concludes (44) is $o_P(1)$ and, as a result, the first term of (41) is $o_P(1)$ from (42).

To study the second term of (41), let $\mathbf{W} = (\mathcal{W}_1, \dots, \mathcal{W}_J)^\top$ where $\mathcal{W}_j = \sum_{i=1}^{n_j} Y_{ji}^{(1)} \mathbb{1} \{ \tilde{f}_{\theta^*}(\mathbf{X}_{ji}) \geq$

$q^*\}$ and $\mathbf{Z} = (Z_1, \dots, Z_J)^\top$. The second term of (41) is given by

$$\frac{J}{Nm} \sum_{j=1}^J \sum_{i=1}^{n_j} Z_j Y_{ji}^{(1)} \mathbb{1}\{\tilde{f}_{\theta^*}(\mathbf{X}_{ji}) \geq q^*\} = \frac{J}{Nm} \sum_{j=1}^J \left(\sum_{i=1}^{n_j} Y_{ji}^{(1)} \mathbb{1}\{\tilde{f}_{\theta^*}(\mathbf{X}_{ji}) \geq q^*\} \right) Z_j = \frac{J}{Nm} \mathbf{W}^\top \mathbf{Z}$$

The expectation and the variance of this quantity are given by

$$\begin{aligned} \mathbb{E} \left(\frac{J}{Nm} \mathbf{W}^\top \mathbf{Z} \middle| \tilde{\mathcal{F}}_J, \mathcal{Z}_J \right) &= \frac{J}{Nm} \mathbf{W}^\top \frac{m}{J} \mathbf{1} = \frac{1}{N} \mathbf{W}^\top \mathbf{1} = \frac{1}{N} \sum_{j=1}^J \sum_{i=1}^{n_j} Y_{ji}^{(1)} \mathbb{1}\{\tilde{f}_{\theta^*}(\mathbf{X}_{ji}) \geq q^*\} \\ \text{Var} \left(\frac{J}{Nm} \mathbf{W}^\top \mathbf{Z} \middle| \tilde{\mathcal{F}}_J, \mathcal{Z}_J \right) &= \frac{J^2}{N^2 m^2} \mathbf{W}^\top \frac{m(J-m)}{J(J-1)} \Pi_J \mathbf{W} = \frac{J(J-m)}{N^2(J-1)m} \sum_{j=1}^J (\mathcal{W}_j - \bar{\mathcal{W}})^2 \end{aligned}$$

where $\bar{\mathcal{W}} = \sum_{j=1}^J \mathcal{W}_j / J$. Since \mathcal{W}_j is upper bounded by M and N is greater than J , we get

$$\text{Var} \left(\frac{J}{Nm} \mathbf{W}^\top \mathbf{Z} \middle| \tilde{\mathcal{F}}_J, \mathcal{Z}_J \right) \leq \frac{J(J-m)}{J^2(J-1)m} J M^2 = \frac{(J-m)M^2}{(J-1)m} = o(1)$$

Therefore, we obtain the following result as for any $\epsilon > 0$ by the Chebyshev's inequality.

$$\lim_{J \rightarrow \infty} P \left[\left| \frac{J}{Nm} \sum_{j=1}^J \sum_{i=1}^{n_j} Z_j Y_{ji}^{(1)} \mathbb{1}\{\tilde{f}_{\theta^*}(\mathbf{X}_{ji}) \geq q^*\} - \frac{1}{N} \sum_{j=1}^J \sum_{i=1}^{n_j} Y_{ji}^{(1)} \mathbb{1}\{\tilde{f}_{\theta^*}(\mathbf{X}_{ji}) \geq q^*\} \right| > \epsilon \middle| \tilde{\mathcal{F}}_J, \mathcal{Z}_J \right] = 0$$

This implies that the second term of (41) converges to $\sum_{j=1}^J \sum_{i=1}^{n_j} Y_{ji}^{(1)} \mathbb{1}\{\tilde{f}_{\theta^*}(\mathbf{X}_{ji}) \geq q^*\} / N$ in probability. Combining the above results, we obtain that the in-probability limit of (41); i.e.,

$$\lim_{J \rightarrow \infty} P \left[\left| \frac{J}{Nm} \sum_{j=1}^J \sum_{i=1}^{n_j} Z_j Y_{ji}^{(1)} \mathbb{1}\{\tilde{f}_{\hat{\theta}}(\mathbf{X}_{ji}) - \hat{q}\} - \frac{1}{N} \sum_{j=1}^J \sum_{i=1}^{n_j} Y_{ji}^{(1)} \mathbb{1}\{\tilde{f}_{\theta^*}(\mathbf{X}_{ji}) \geq q^*\} \right| > \epsilon \middle| \tilde{\mathcal{F}}_J, \mathcal{Z}_J \right] = 0 \quad (45)$$

We can obtain the following results about the other quantities having $(\hat{\theta}, \hat{q})$ in similar manners.

$$\lim_{J \rightarrow \infty} P \left[\left| \frac{J}{N(J-m)} \sum_{j=1}^J \sum_{i=1}^{n_j} (1-Z_j) Y_{ji}^{(0)} \mathbb{1}\{\tilde{f}_{\hat{\theta}}(\mathbf{X}_{ji}) - \hat{q}\} - \frac{1}{N} \sum_{j=1}^J \sum_{i=1}^{n_j} Y_{ji}^{(0)} \mathbb{1}\{\tilde{f}_{\theta^*}(\mathbf{X}_{ji}) \geq q^*\} \right| > \epsilon \mid \tilde{\mathcal{F}}_J, \mathcal{Z}_J \right] = 0 \quad (46)$$

$$\lim_{J \rightarrow \infty} P \left[\left| \frac{J}{N(J-m)} \sum_{j=1}^J \sum_{i=1}^{n_j} (1-Z_j) \mathbb{1}\{\tilde{f}_{\hat{\theta}}(\mathbf{X}_{ji}) - \hat{q}\} - \frac{1}{N} \sum_{j=1}^J \sum_{i=1}^{n_j} \mathbb{1}\{\tilde{f}_{\theta^*}(\mathbf{X}_{ji}) \geq q^*\} \right| > \epsilon \mid \tilde{\mathcal{F}}_J, \mathcal{Z}_J \right] = 0 \quad (47)$$

$$\lim_{J \rightarrow \infty} P \left[\left| \frac{J}{Nm} \sum_{j=1}^J \sum_{i=1}^{n_j} Z_j \mathbb{1}\{\tilde{f}_{\hat{\theta}}(\mathbf{X}_{ji}) - \hat{q}\} (1 - \text{NT}_{ji}) - \frac{1}{N} \sum_{j=1}^J \sum_{i=1}^{n_j} \mathbb{1}\{\tilde{f}_{\theta^*}(\mathbf{X}_{ji}) \geq q^*\} (1 - \text{NT}_{ji}) \right| > \epsilon \mid \tilde{\mathcal{F}}_J, \mathcal{Z}_J \right] = 0 \quad (48)$$

We use the established results to show the consistency of the estimators. First, $\hat{\tau}_{1,\text{NT}}$ is represented as follows.

$$\hat{\tau}_{1,\text{NT}} = \frac{\sum_{j=1}^J \sum_{i=1}^{n_j} Z_j Y_{ji}^{(1)} \text{NT}_{ji}}{\sum_{j=1}^J \sum_{i=1}^{n_j} Z_j \text{NT}_{ji}} = \frac{\frac{J}{Nm} \sum_{j=1}^J \sum_{i=1}^{n_j} Z_j Y_{ji}^{(1)} \text{NT}_{ji}}{\frac{J}{Nm} \sum_{j=1}^J \sum_{i=1}^{n_j} Z_j \text{NT}_{ji}}$$

From the consistency results in (39) (for the numerator) and (40) (for the denominator) with the continuous mapping theorem, we show that $\hat{\tau}_{1,\text{NT}}$ is consistent for $\tau_{1,\text{NT}}$; i.e.,

$$\hat{\tau}_{1,\text{NT}} = \frac{\frac{J}{Nm} \sum_{j=1}^J \sum_{i=1}^{n_j} Z_j Y_{ji}^{(1)} \text{NT}_{ji}}{\frac{J}{Nm} \sum_{j=1}^J \sum_{i=1}^{n_j} Z_j \text{NT}_{ji}} \xrightarrow{P} \frac{\frac{1}{N} \sum_{j=1}^J \sum_{i=1}^{n_j} Y_{ji}^{(1)} \text{NT}_{ji}}{\frac{1}{N} \sum_{j=1}^J \sum_{i=1}^{n_j} \text{NT}_{ji}} = \tau_{1,\text{NT}}$$

where $\hat{\gamma} \xrightarrow{P} \gamma$ implies that the following condition holds for any $\epsilon > 0$.

$$\lim_{J \rightarrow \infty} P \left\{ |\hat{\gamma} - \gamma| > \epsilon \mid \tilde{\mathcal{F}}_J, \mathcal{Z}_J \right\} = 0 .$$

Second, $\hat{\tau}_{1,C}$ is represented by

$$\hat{\tau}_{1,C} = \frac{\sum_{j=1}^J \sum_{i=1}^{n_j} Z_j Y_{ji}^{(1)} \mathbb{1}\{\tilde{f}_{\hat{\theta}}(\mathbf{X}_{ji}) - \hat{q}\}}{\sum_{j=1}^J \sum_{i=1}^{n_j} Z_j \text{NT}_{ji}} = \frac{\frac{J}{Nm} \sum_{j=1}^J \sum_{i=1}^{n_j} Z_j Y_{ji}^{(1)} \mathbb{1}\{\tilde{f}_{\hat{\theta}}(\mathbf{X}_{ji}) - \hat{q}\}}{\frac{J}{Nm} \sum_{j=1}^J \sum_{i=1}^{n_j} Z_j \text{NT}_{ji}}$$

From the consistency results in (45) (for the numerator) and (40) (for the denominator) with the continuous mapping theorem, we obtain that $\hat{\tau}_{1,C}$ is consistent for $\tau_{1,C}$; i.e.,

$$\hat{\tau}_{1,C} = \frac{\frac{J}{Nm} \sum_{j=1}^J \sum_{i=1}^{n_j} Z_j Y_{ji}^{(1)} \mathbb{1}\{\tilde{f}_{\hat{\theta}}(\mathbf{X}_{ji}) - \hat{q}\}}{\frac{J}{Nm} \sum_{j=1}^J \sum_{i=1}^{n_j} Z_j \text{NT}_{ji}} \xrightarrow{P} \frac{\frac{1}{N} \sum_{j=1}^J \sum_{i=1}^{n_j} Y_{ji}^{(1)} \mathbb{1}\{\tilde{f}_{\hat{\theta}}(\mathbf{X}_{ji}) - \hat{q}\}}{\frac{1}{N} \sum_{j=1}^J \sum_{i=1}^{n_j} \text{NT}_{ji}} = \tau_{1,C}$$

Third, $\hat{\tau}_{0,C}$ is represented by

$$\hat{\tau}_{0,C} = \frac{\sum_{j=1}^J \sum_{i=1}^{n_j} (1 - Z_j) Y_{ji}^{(0)} \mathbb{1}\{\tilde{f}_{\hat{\theta}}(\mathbf{X}_{ji}) - \hat{q}\}}{\sum_{j=1}^J \sum_{i=1}^{n_j} (1 - Z_j) \mathbb{1}\{\tilde{f}_{\hat{\theta}}(\mathbf{X}_{ji}) - \hat{q}\}} = \frac{\frac{J}{N(J-m)} \sum_{j=1}^J \sum_{i=1}^{n_j} (1 - Z_j) Y_{ji}^{(0)} \mathbb{1}\{\tilde{f}_{\hat{\theta}}(\mathbf{X}_{ji}) - \hat{q}\}}{\frac{J}{N(J-m)} \sum_{j=1}^J \sum_{i=1}^{n_j} (1 - Z_j) \mathbb{1}\{\tilde{f}_{\hat{\theta}}(\mathbf{X}_{ji}) - \hat{q}\}}$$

From the consistency results in (46) (for the numerator) and (47) (for the denominator) with the continuous mapping theorem, we obtain that $\hat{\tau}_{0,C}$ is consistent for $\tau_{0,C}$; i.e.,

$$\hat{\tau}_{0,C} = \frac{\frac{J}{N(J-m)} \sum_{j=1}^J \sum_{i=1}^{n_j} (1 - Z_j) Y_{ji}^{(0)} \mathbb{1}\{\tilde{f}_{\hat{\theta}}(\mathbf{X}_{ji}) - \hat{q}\}}{\frac{J}{N(J-m)} \sum_{j=1}^J \sum_{i=1}^{n_j} (1 - Z_j) \mathbb{1}\{\tilde{f}_{\hat{\theta}}(\mathbf{X}_{ji}) - \hat{q}\}} \xrightarrow{P} \frac{\frac{1}{N} \sum_{j=1}^J \sum_{i=1}^{n_j} Y_{ji}^{(0)} \mathbb{1}\{\tilde{f}_{\theta^*}(\mathbf{X}_{ji}) - q^*\}}{\frac{1}{N} \sum_{j=1}^J \sum_{i=1}^{n_j} \mathbb{1}\{\tilde{f}_{\theta^*}(\mathbf{X}_{ji}) - q^*\}} = \tau_{0,C}$$

Note that $N_{\text{NT}} = \sum_{j=1}^J \sum_{i=1}^{n_j} \mathbb{1}\{\tilde{f}_{\theta^*}(\mathbf{X}_{ji}) - q^*\}$ gives the equality in the right hand side.

Lastly, \hat{R} is represented by

$$\hat{R} = \frac{\sum_{j=1}^J \sum_{i=1}^{n_j} Z_j \mathbb{1}\{\tilde{f}_{\hat{\theta}}(\mathbf{X}_{ji}) - \hat{q}\} (1 - \text{NT}_{ji})}{\sum_{j=1}^J \sum_{i=1}^{n_j} Z_j \text{NT}_{ji}} = \frac{\frac{J}{Nm} \sum_{j=1}^J \sum_{i=1}^{n_j} Z_j \mathbb{1}\{\tilde{f}_{\theta^*}(\mathbf{X}_{ji}) - q^*\} (1 - \text{NT}_{ji})}{\frac{J}{Nm} \sum_{j=1}^J \sum_{i=1}^{n_j} Z_j \text{NT}_{ji}}$$

From the consistency results in (48) (for the numerator) and (40) (for the denominator) with the continuous mapping theorem, we obtain that \hat{R} is consistent for R ; i.e.,

$$\hat{R} = \frac{\frac{J}{Nm} \sum_{j=1}^J \sum_{i=1}^{n_j} Z_j \mathbb{1}\{\tilde{f}_{\hat{\theta}}(\mathbf{X}_{ji}) - \hat{q}\} (1 - \text{NT}_{ji})}{\frac{J}{Nm} \sum_{j=1}^J \sum_{i=1}^{n_j} Z_j \text{NT}_{ji}} \xrightarrow{P} \frac{\frac{1}{N} \sum_{j=1}^J \sum_{i=1}^{n_j} \mathbb{1}\{\tilde{f}_{\theta^*}(\mathbf{X}_{ji}) - q^*\} (1 - \text{NT}_{ji})}{\frac{1}{N} \sum_{j=1}^J \sum_{i=1}^{n_j} \text{NT}_{ji}} = R$$

This concludes the proof. □

C Proof of Lemmas in the Supplementary Material

C.1 Proof of Lemma A.1

The expectation of \mathbf{Z} is trivially derived by studying the expectation of each element.

$$\mathbb{E}(Z_j \mid \mathcal{F}_J, \mathcal{Z}_J) = \sum_{\mathbf{z}: z_j=1} P(\mathbf{Z} = \mathbf{z} \mid \mathcal{F}_J, \mathcal{Z}_J) = \sum_{\mathbf{z}: z_j=1} \frac{1}{\binom{J}{m}} = \frac{\binom{J-1}{m-1}}{\binom{J}{m}} = \frac{m}{J}$$

Next we study the variance matrix of \mathbf{Z} . First, the variance of Z_j is given by

$$\text{Var}(Z_j \mid \mathcal{F}_J, \mathcal{Z}_J) = \mathbb{E}(Z_j \mid \mathcal{F}_J, \mathcal{Z}_J) - \{\mathbb{E}(Z_j \mid \mathcal{F}_J, \mathcal{Z}_J)\}^2 = \frac{m}{J} \left(1 - \frac{m}{J}\right) = \frac{m(J-m)}{J(J-1)} \frac{J-1}{J}$$

The first equality is from Z_j is either 0 or 1. The second equality is from the previous result. The third equality shows that the variance of Z_j is the same as the j th diagonal of the variance matrix presented in the lemma. Second, the covariance of Z_j and $Z_{j'}$ ($j \neq j'$) is given by

$$\begin{aligned} \text{Cov}(Z_j, Z_{j'} \mid \mathcal{F}_J, \mathcal{Z}_J) &= \mathbb{E}(Z_j Z_{j'} \mid \mathcal{F}_J, \mathcal{Z}_J) - \mathbb{E}(Z_j \mid \mathcal{F}_J, \mathcal{Z}_J) \mathbb{E}(Z_{j'} \mid \mathcal{F}_J, \mathcal{Z}_J) \\ &= \sum_{\mathbf{z}: z_j=z_{j'}=1} P(\mathbf{Z} = \mathbf{z} \mid \mathcal{F}_J, \mathcal{Z}_J) - \frac{m^2}{J^2} \\ &= \sum_{\mathbf{z}: z_j=z_{j'}=1} \frac{1}{\binom{J}{m}} - \frac{m^2}{J^2} \\ &= \frac{\binom{J-2}{m-2}}{\binom{J}{m}} - \frac{m^2}{J^2} \\ &= -\frac{m(J-m)}{J(J-1)} \frac{1}{J} \end{aligned}$$

The first equality is from the definition of the covariance. The second equality is from the previous result and binary Z_j . The third equality is from assumption (A1). The fourth equality is straightforward. The last equality shows that the covariance of Z_j and $Z_{j'}$ is the same as the (j, j') th component of the variance matrix presented in the lemma. This concludes Lemma A.1.

C.2 Proof of Lemma A.2

We only consider $z = 1$ and the proof under $z = 0$ can be proven in a similar manner. The expectation of $\mathbb{E}\{\widehat{\mathcal{M}}_1(\mathbf{S}) \mid \mathcal{F}_J, \mathcal{Z}_J\}$ is given by

$$\mathbb{E}\{\widehat{\mathcal{M}}_1(\mathbf{S}) \mid \mathcal{F}_J, \mathcal{Z}_J\} = \mathbb{E}\left\{\frac{\sum_{j=1}^J \mathbb{1}(Z_j = 1) \mathbf{s}_j}{\sum_{j=1}^J \mathbb{1}(Z_j = 1)} \mid \mathcal{F}_J, \mathcal{Z}_J\right\} = \frac{1}{m} \sum_{j=1}^J \mathbb{E}\{\mathbb{1}(Z_j = 1) \mid \mathcal{F}_J, \mathcal{Z}_J\} \mathbf{s}_j = \frac{1}{J} \sum_{j=1}^J \mathbf{s}_j = \mathcal{M}(\mathbf{S})$$

The first equality is from the definition of $\widehat{\mathcal{M}}_1(\mathbf{S})$. The second equality is from $m = \sum_{j=1}^J \mathbb{1}(Z_j = 1)$ given \mathcal{F}_J . The third equality is from $\mathbb{E}\{\mathbb{1}(Z_j = 1) \mid \mathcal{F}_J, \mathcal{Z}_J\} = m/J$ for all j . The last equality is from the definition of $\mathcal{M}(\mathbf{S})$.

Next we prove that $\widehat{\mathcal{V}}_1(\mathbf{S}, \mathbf{T})$ is unbiased for $\mathcal{V}(\mathbf{S}, \mathbf{T})$. We find the expectation $\mathbb{E}\{\widehat{\mathcal{M}}_1(\mathbf{S})\widehat{\mathcal{M}}_1(\mathbf{T})^\top \mid \mathcal{F}_J, \mathcal{Z}_J\}$ is given by

$$\begin{aligned} \mathbb{E}\{\widehat{\mathcal{M}}_1(\mathbf{S})\widehat{\mathcal{M}}_1(\mathbf{T})^\top \mid \mathcal{F}_J, \mathcal{Z}_J\} &= \text{Cov}\{\widehat{\mathcal{M}}_1(\mathbf{S}), \widehat{\mathcal{M}}_1(\mathbf{T}) \mid \mathcal{F}_J, \mathcal{Z}_J\} + \mathbb{E}\{\widehat{\mathcal{M}}_1(\mathbf{S}) \mid \mathcal{F}_J, \mathcal{Z}_J\} \mathbb{E}\{\widehat{\mathcal{M}}_1(\mathbf{T}) \mid \mathcal{F}_J, \mathcal{Z}_J\}^\top \\ &= \frac{1}{m^2} \text{Cov}(\mathbf{S}\mathbf{Z}, \mathbf{T}\mathbf{Z} \mid \mathcal{F}_J, \mathcal{Z}_J) + \mathcal{M}(\mathbf{S})\mathcal{M}(\mathbf{T})^\top \\ &= \frac{1}{m^2} \frac{m(J-m)}{J(J-1)} \mathbf{S}\Pi_J\mathbf{T}^\top + \mathcal{M}(\mathbf{S})\mathcal{M}(\mathbf{T})^\top \\ &= \frac{1}{m^2} \frac{m(J-m)}{J(J-1)} \left\{ \mathbf{S}\mathbf{T}^\top - \mathcal{M}(\mathbf{S})\mathcal{M}(\mathbf{T})^\top \right\} + \mathcal{M}(\mathbf{S})\mathcal{M}(\mathbf{T})^\top \\ &= \frac{J-m}{mJ(J-1)} \mathbf{S}\mathbf{T}^\top + \frac{J(m-1)}{m(J-1)} \mathcal{M}(\mathbf{S})\mathcal{M}(\mathbf{T})^\top \end{aligned}$$

The first equality is straightforward. The second equality is from the definition of $\widehat{\mathcal{M}}_1(\mathbf{S})$ and $\mathbb{E}\{\widehat{\mathcal{M}}_1(\mathbf{S}) \mid \mathcal{F}_J, \mathcal{Z}_J\} = \mathcal{M}(\mathbf{S})$. The third equality is from Lemma A.1. The fourth equality is from the form of the centering matrix. The last equality is straightforward.

Combining the intermediate results, we obtain the following unbiasedness.

$$\begin{aligned}
\mathbb{E}\{\widehat{\mathcal{V}}_1(\mathbf{S}, \mathbf{T}) \mid \mathcal{F}_J, \mathcal{Z}_J\} &= \frac{1}{m-1} \sum_{j=1}^J \mathbb{E}\left[\mathbb{1}(Z_j = 1) \{\mathbf{s}_j - \widehat{\mathcal{M}}_1(\mathbf{S})\} \{\mathbf{t}_j - \widehat{\mathcal{M}}_1(\mathbf{T})\}^\top \mid \mathcal{F}_J, \mathcal{Z}_J\right] \\
&= \frac{1}{m-1} \left[\sum_{j=1}^J \mathbb{E}\{\mathbb{1}(Z_j = 1) \mid \mathcal{F}_J, \mathcal{Z}_J\} \mathbf{s}_j \mathbf{t}_j^\top - m \mathbb{E}\{\widehat{\mathcal{M}}_1(\mathbf{S}) \widehat{\mathcal{M}}_1(\mathbf{T})^\top \mid \mathcal{F}_J, \mathcal{Z}_J\} \right] \\
&= \frac{1}{m-1} \left\{ \frac{m}{J} \mathbf{S} \mathbf{T}^\top - \frac{J-m}{J(J-1)} \mathbf{S} \mathbf{T}^\top + \frac{J(m-1)}{J-1} \mathcal{M}(\mathbf{S}) \mathcal{M}(\mathbf{T})^\top \right\} \\
&= \frac{1}{J-1} \left\{ \mathbf{S} \mathbf{T}^\top - J \mathcal{M}(\mathbf{S}) \mathcal{M}(\mathbf{T})^\top \right\} \\
&= \frac{1}{J-1} \sum_{j=1}^J \{\mathbf{s}_j - \mathcal{M}(\mathbf{S})\} \{\mathbf{t}_j - \mathcal{M}(\mathbf{T})\}^\top \\
&= \mathcal{V}(\mathbf{S}, \mathbf{T})
\end{aligned}$$

The first equality is from the definition of $\widehat{\mathcal{V}}_1(\mathbf{S}, \mathbf{T})$. The second equality is straightforward from the definition of $\widehat{\mathcal{M}}_1(\mathbf{S})$ and $\widehat{\mathcal{M}}_1(\mathbf{T})$. The third equality is from the established result. The fourth, fifth, and last equalities are straightforward. This concludes Lemma A.2.

C.3 Proof of Lemma A.3

Let $F_1 = \{ji \mid \tilde{f}_{\theta^*}(\mathbf{X}_{ji}) \geq \tilde{f}_{(N_{\text{nNT}}+1)}\}$ and $F_2 = \{ji \mid \tilde{f}_{\theta^*}(\mathbf{X}_{ji}) \leq f_{(N_{\text{nNT}})}\}$. Let $H(q) = \sum_{j=1}^J \sum_{i=1}^{n_j} \mathcal{I}_{c,h}(\tilde{f}_{\theta^*}(\mathbf{X}_{ji}) - q)$. Note that $H(q)$ is continuous and strictly decreasing function in q over \mathbb{R} .

First, we study the value $H(\tilde{f}_{(N_{\text{nNT}})})$. We find that the summand of $H(\tilde{f}_{(N_{\text{nNT}})})$ for individual ji in F_1 is

$$\mathcal{I}_{c,h}(\tilde{f}_{\theta^*}(\mathbf{X}_{ji}) - \tilde{f}_{(N_{\text{nNT}})}) \geq \mathcal{I}_{c,h}(\tilde{f}_{(N_{\text{nNT}}+1)} - \tilde{f}_{(N_{\text{nNT}})}) = 1 - c \cdot \exp \left[-\frac{1-2c}{2ch} \left\{ \tilde{f}_{(N_{\text{nNT}}+1)} - \tilde{f}_{(N_{\text{nNT}})} - h \right\} \right]$$

The inequality is from the monotonicity of $\mathcal{I}_{c,h}$. The equality is from the definition of $\mathcal{I}_{c,h}$ and $\tilde{f}_{(N_{\text{nNT}}+1)} - \tilde{f}_{(N_{\text{nNT}})} - h \geq 2h - h = h$.

We find that the summand of $H(\tilde{f}_{(N_{\text{nNT}})})$ for individual ji in F_2 is

$$\begin{aligned}
\mathcal{I}_{c,h}(\tilde{f}_{\theta^*}(\mathbf{X}_{ji}) - \tilde{f}_{(N_{\text{nNT}})}) &\geq \mathcal{I}_{c,h}(-h) \mathbb{1}\{\tilde{f}_{\theta^*}(\mathbf{X}_{ji}) = \tilde{f}_{(N_{\text{nNT}})}\} + 0 \cdot \mathbb{1}\{\tilde{f}_{\theta^*}(\mathbf{X}_{ji}) < \tilde{f}_{(N_{\text{nNT}})}\} \\
&= c \cdot \mathbb{1}\{\tilde{f}_{\theta^*}(\mathbf{X}_{ji}) = \tilde{f}_{(N_{\text{nNT}})}\}
\end{aligned}$$

The inequality in the first line is from the positivity of $\mathcal{I}_{c,h}$. The inequality in the second line is from $\mathcal{I}_{c,h}(-h) = c$.

Combining the above results, we can derive a lower bound of $H(\tilde{f}_{(N_{\text{nNT}})})$ as follows.

$$\begin{aligned}
H(\tilde{f}_{(N_{\text{nNT}})}) &= \sum_{ji \in F_1} \mathcal{I}_{c,h}(\tilde{f}_{\theta^*}(\mathbf{X}_{ji}) - \tilde{f}_{(N_{\text{nNT}})}) + \sum_{ji \in F_2} \mathcal{I}_{c,h}(\tilde{f}_{\theta^*}(\mathbf{X}_{ji}) - \tilde{f}_{(N_{\text{nNT}})}) \\
&\geq \sum_{ji \in F_1} \left[1 - c \cdot \exp \left[-\frac{1-2c}{2ch} \left\{ \tilde{f}_{(N_{\text{nNT}}+1)} - \tilde{f}_{(N_{\text{nNT}})} - h \right\} \right] \right] + \sum_{ji \in F_2} c \cdot \mathbb{1}\{\tilde{f}_{\theta^*}(\mathbf{X}_{ji}) = \tilde{f}_{(N_{\text{nNT}})}\} \\
&= N_{\text{NT}} - cN_{\text{NT}} \exp \left[-\frac{1-2c}{2ch} \left\{ \tilde{f}_{(N_{\text{nNT}}+1)} - \tilde{f}_{(N_{\text{nNT}})} - h \right\} \right] + c
\end{aligned}$$

The equality in the first line is straightforward from the definition of F_1 and F_2 . The inequality in the second line is from the above results. The equality in the last line is from $|F_1| = N_{\text{NT}}$ and the uniqueness of the randomized learner $\tilde{f}_{\theta^*}(\mathbf{X}_{ji})$. Subtracting N_{NT} both hand sides, we find that

$$H(\tilde{f}_{(N_{\text{nNT}})}) - N_{\text{NT}} \geq c \left[1 - N_{\text{NT}} \exp \left[-\frac{1-2c}{2ch} \left\{ \tilde{f}_{(N_{\text{nNT}}+1)} - \tilde{f}_{(N_{\text{nNT}})} - h \right\} \right] \right] > 0 \quad (49)$$

The second inequality is from the specific choice of c and h .

Next we study the value $H(\tilde{f}_{(N_{\text{nNT}}+1)})$. We find that the summand of $H(\tilde{f}_{(N_{\text{nNT}}+1)})$ for individual ji in F_1 becomes

$$\begin{aligned}
\mathcal{I}_{c,h}(\tilde{f}_{\theta^*}(\mathbf{X}_{ji}) - \tilde{f}_{(N_{\text{nNT}}+1)}) &\leq \mathcal{I}_{c,h}(h) \cdot \mathbb{1}\{\tilde{f}_{\theta^*}(\mathbf{X}_{ji}) = \tilde{f}_{(N_{\text{nNT}}+1)}\} + 1 \cdot \mathbb{1}\{\tilde{f}_{\theta^*}(\mathbf{X}_{ji}) > \tilde{f}_{(N_{\text{nNT}}+1)}\} \\
&= (1-c) \cdot \mathbb{1}\{\tilde{f}_{\theta^*}(\mathbf{X}_{ji}) = \tilde{f}_{(N_{\text{nNT}}+1)}\} + 1 \cdot \mathbb{1}\{\tilde{f}_{\theta^*}(\mathbf{X}_{ji}) > \tilde{f}_{(N_{\text{nNT}}+1)}\} \\
&= \mathbb{1}\{\tilde{f}_{\theta^*}(\mathbf{X}_{ji}) \geq \tilde{f}_{(N_{\text{nNT}}+1)}\} - c \cdot \mathbb{1}\{\tilde{f}_{\theta^*}(\mathbf{X}_{ji}) = \tilde{f}_{(N_{\text{nNT}}+1)}\}
\end{aligned}$$

The inequality in the first line is from $\mathcal{I}_{c,h}(t) \leq 1$ for all $t \in \mathbb{R}$. The inequality in the second line is from $\mathcal{I}_{c,h}(h) = (1-c)$. The equality in the third line is trivial.

We find that the summand of $H(\tilde{f}_{(N_{\text{nNT}}+1)})$ for individual ji in F_2 becomes

$$\mathcal{I}_{c,h}(\tilde{f}_{\theta^*}(\mathbf{X}_{ji}) - \tilde{f}_{(N_{\text{nNT}}+1)}) \leq \mathcal{I}_{c,h}(\tilde{f}_{(N_{\text{nNT}})} - \tilde{f}_{(N_{\text{nNT}}+1)}) = c \cdot \exp \left[\frac{1-2c}{2ch} \left\{ \tilde{f}_{(N_{\text{nNT}})} - \tilde{f}_{(N_{\text{nNT}}+1)} + h \right\} \right]$$

The inequality in the second line is from the monotonicity of $\mathcal{I}_{c,h}$. The equality in the last line is

from the definition of $\mathcal{I}_{c,h}$ and $\tilde{f}_{(N_{\text{nNT}})} - \tilde{f}_{(N_{\text{nNT}}+1)} + h \leq -2h + h = -h$.

Therefore, $H(\tilde{f}_{(N_{\text{nNT}}+1)})$ is upper bounded as follows.

$$\begin{aligned} H(\tilde{f}_{(N_{\text{nNT}}+1)}) &\leq \sum_{ji \in F_1} \left[\mathbb{1}\{\tilde{f}_{\theta^*}(\mathbf{X}_{ji}) \geq \tilde{f}_{(N_{\text{nNT}}+1)}\} - c \cdot \mathbb{1}\{\tilde{f}_{\theta^*}(\mathbf{X}_{ji}) = \tilde{f}_{(N_{\text{nNT}}+1)}\} \right] \\ &\quad + c \cdot \sum_{ji \in F_2} \exp \left[\frac{1-2c}{2ch} \left\{ \tilde{f}_{(N_{\text{nNT}})} - \tilde{f}_{(N_{\text{nNT}}+1)} + h \right\} \right] \\ &= N_{\text{NT}} - c + cN_{\text{nNT}} \exp \left[\frac{1-2c}{2ch} \left\{ \tilde{f}_{(N_{\text{nNT}})} - \tilde{f}_{(N_{\text{nNT}}+1)} + h \right\} \right] \end{aligned}$$

The equality in the first line is straightforward from the definition of F_1 and F_2 . The inequality in the second line is from the above results. The equality in the last line is from $|F_1| = N_{\text{NT}}$, $|F_2| = N_{\text{nNT}} = N - N_{\text{NT}}$, and the uniqueness of the noise-added proxy $\tilde{f}_{\theta^*}(\mathbf{X}_{ji})$. Subtracting N_{NT} both hand sides, we find that

$$H(\tilde{f}_{(N_{\text{nNT}}+1)}) - N_{\text{NT}} \leq -c \left[1 - N_{\text{nNT}} \exp \left[\frac{1-2c}{2ch} \left\{ \tilde{f}_{(N_{\text{nNT}})} - \tilde{f}_{(N_{\text{nNT}}+1)} + h \right\} \right] \right] < 0 \quad (50)$$

The second inequality is from the specific choice of c and h .

Since $H(q)$ is continuous and strictly decreasing on \mathbb{R} , (49) and (50) imply that the unique solution to $H(q) - N_{\text{NT}}$ exists on the interval $(\tilde{f}_{(N_{\text{nNT}})}, \tilde{f}_{(N_{\text{nNT}}+1)})$. This concludes the proof.

C.4 Proof of Lemma A.4

Proof. Conditions (GC1) and (GC2) are exactly the same as condition (i) and (ii) of Assumption 4.1. Therefore, it is sufficient to show that conditions (GC3)-(GC8) hold which are given in the following Section C.4.1-C.4.8.

C.4.1 Proof of Condition (GC3)

Under (EE1),

$$\sum_{j=1}^J \sum_{i=1}^{n_j} \nabla_{\theta}^2 L(\text{NT}_{ji}, f_{\theta}(\mathbf{X}_{ji})) = \sum_{j=1}^J \sum_{i=1}^{n_j} \mathbf{X}_{ji} \mathbf{X}_{ji}^{\top} = \frac{N}{J} \mathcal{M}(\mathcal{X})$$

which is invertible. Under (EE2), we find

$$\sum_{j=1}^J \sum_{i=1}^{n_j} \nabla_{\theta}^2 L(\text{NT}_{ji}, f_{\theta}(\mathbf{X}_{ji})) = \sum_{j=1}^J \sum_{i=1}^{n_j} \frac{1 + \exp(\mathbf{X}_{ji}^{\top} \theta)}{\{1 + \exp(\mathbf{X}_{ji}^{\top} \theta)\}^2} \mathbf{X}_{ji} \mathbf{X}_{ji}^{\top} + N \lambda I_p$$

which is also invertible so long as $\lambda > 0$.

C.4.2 Proof of Condition (GC4)

We have upper bounds for $\|\psi_j(\eta)\|^2$ under (EE1)

$$\begin{aligned} \|\psi_j(\eta)\|^2 &= \left\| \sum_{i=1}^{n_j} \left\{ (\mathbf{X}_{ji}^{\top} \theta - \text{NT}_{ji}) \mathbf{X}_{ji} \right\} \right\|^2 + \left[\sum_{i=1}^{n_j} \left\{ \text{NT}_{ji} - \mathcal{I}_{c,h}(\tilde{f}_{\theta}(\mathbf{X}_{ji}) - q) \right\} \right]^2 \\ &\leq M^2 \left\{ (K \log J)^2 \|\theta\| + (K \log J) \right\}^2 + (2M)^2 \end{aligned}$$

Note that $\|\mathbf{X}_{ji}\| \leq K \log J$ for some constant K from Assumption 4.1. Similarly, we establish the following result under (EE2).

$$\begin{aligned} \|\psi_j(\eta)\|^2 &= \left\| \sum_{i=1}^{n_j} \left[\{1 + \exp(-\mathbf{X}_{ji}^{\top} \theta)\}^{-1} - \text{NT}_{ji} \right] \mathbf{X}_{ji} + \lambda \theta \right\|^2 + \left[\sum_{i=1}^{n_j} \left\{ \text{NT}_{ji} - \mathcal{I}_{c,h}(\tilde{f}_{\theta}(\mathbf{X}_{ji}) - q) \right\} \right]^2 \\ &\leq M^2 \left\{ 2(K \log J) + \lambda \|\theta\| \right\}^2 + (2M)^2 \end{aligned}$$

This implies that $\|\psi_j(\eta_k)\|/(\log J)^2 < \infty$ for all $j = 1, \dots, J$ for both (EE1) and (EE2), i.e., the first result of (GC4) hold with $v_1 = 2$.

Next we find the second result holds under (EE1) as follows.

$$\|f_{\theta_1}(\mathbf{X}_{ji}) - f_{\theta_2}(\mathbf{X}_{ji})\| = \|\mathbf{X}_{ji}(\theta_1 - \theta_2)\| \leq \|\mathbf{X}_{ji}\| \|\theta_1 - \theta_2\| \leq K \log J \|\theta_1 - \theta_2\| \quad (51)$$

Finally, we find the second result holds under (EE2) as follows.

$$\begin{aligned}
\|f_{\theta_1}(\mathbf{X}_{ji}) - f_{\theta_2}(\mathbf{X}_{ji})\| &= \left\| \frac{\exp(\mathbf{X}_{ji}^\top \theta_1)}{1 + \exp(\mathbf{X}_{ji}^\top \theta_1)} - \frac{\exp(\mathbf{X}_{ji}^\top \theta_2)}{1 + \exp(\mathbf{X}_{ji}^\top \theta_2)} \right\| \\
&\leq \frac{\exp\{|\mathbf{X}_{ji}^\top(\theta_1 - \theta_2)|/2\} - 1}{\exp\{|\mathbf{X}_{ji}^\top(\theta_1 - \theta_2)|/2\} + 1} \\
&\leq \frac{\exp\{K \log J \|\theta_1 - \theta_2\|/2\} - 1}{\exp\{K \log J \|\theta_1 - \theta_2\|/2\} + 1} \\
&\leq K \log J \|\theta_1 - \theta_2\|
\end{aligned} \tag{52}$$

The first equality is from the definition of $f_\theta(\mathbf{X}_{ji})$. The inequality in the second line is from observing the following inequality for all $x \in \mathbb{R}$ and $t > 0$.

$$\frac{\exp(x+t)}{1 + \exp(x+t)} - \frac{\exp(x)}{1 + \exp(x)} \leq \frac{\exp(t/2)}{1 + \exp(t/2)} - \frac{\exp(-t/2)}{1 + \exp(-t/2)} = \frac{\exp(t/2) - 1}{\exp(t/2) + 1}$$

The inequality in the third line is from observing that $(\exp(t/2) - 1)/(\exp(t/2) + 1)$ is increasing in t and (51). The inequality in the fourth line is from $(\exp(t/2) - 1)/(\exp(t/2) + 1) \leq t$ for $t > 0$.

C.4.3 Proof of Condition (GC5) under (EE1)

If $\bar{\eta}_J = 0$, condition (GC5) trivially holds. Therefore, we consider non-zero $\bar{\eta}_J$.

We split the cases where $\bar{\eta}_J \in \mathcal{E}'$ and $\bar{\eta}_J \in \mathcal{E}^\circ \setminus \mathcal{E}'$. If the noise e_{ji} is generated from a uniform distribution, \mathcal{E}' is empty. Therefore, non-empty \mathcal{E}' implies $e_{ji} = 0$ for all ji ; i.e., the randomizer is not used. As a result, when $\bar{\eta}_J$ belongs to non-empty \mathcal{E}' , we have $\mathbf{X}_{ji}^\top \bar{\theta} = \bar{q}$ and $\psi_{ji}(\eta + \bar{\eta}_J) - \psi_{ji}(\eta)$ is given by

$$\psi_{ji}(\eta + \bar{\eta}_J) - \psi_{ji}(\eta) = \begin{bmatrix} \{\mathbf{X}_{ji}^\top(\theta + \bar{\theta}) - \text{NT}_{ji}\} \mathbf{X}_{ji} \\ \text{NT}_{ji} - \mathcal{I}_{c,h}(\mathbf{X}_{ji}^\top(\theta + \bar{\theta}) - q - \bar{q}) \end{bmatrix} - \begin{bmatrix} \{\mathbf{X}_{ji}^\top \theta - \text{NT}_{ji}\} \mathbf{X}_{ji} \\ \text{NT}_{ji} - \mathcal{I}_{c,h}(\mathbf{X}_{ji}^\top \theta - q) \end{bmatrix} = \begin{bmatrix} \mathbf{X}_{ji}^\top \bar{\theta} \\ 0 \end{bmatrix}$$

Thus, we find that $\|\psi_{ji}(\eta + \bar{\eta}_J) - \psi_{ji}(\eta)\| \leq \|\mathbf{X}_{ji}\| |\bar{\theta}_1| \leq K \log J \|\bar{\eta}_J\|$ and

$$\frac{1}{J} \sum_{j=1}^J \left\| \psi_j(\eta) - \psi_j(\eta + \bar{\eta}_J) \right\| \leq \frac{1}{J} \sum_{j=1}^J \sum_{i=1}^{n_j} K \log J \|\bar{\eta}_J\| = MK \log J \|\bar{\eta}_J\| = O(J^{-1/2}(\log J)) = o(1)$$

Next, we consider the case where $\bar{\eta}_J \in \mathcal{E}^\circ \setminus \mathcal{E}'$. We consider the derivative of $\psi_j(\eta)$.

$$\frac{\partial}{\partial \eta} \psi_j(\eta) = \sum_{i=1}^{n_j} \psi'_{ji}(\eta) \quad , \quad \psi'_{ji}(\eta) = \begin{bmatrix} \mathbf{X}_{ji} \mathbf{X}_{ji}^\top & 0 \\ -\mathcal{I}'_{c,h}(\mathbf{X}_{ji}^\top \theta + e_{ji} - q) \mathbf{X}_{ji}^\top & \mathcal{I}'_{c,h}(\mathbf{X}_{ji}^\top \theta + e_{ji} - q) \end{bmatrix} \quad (53)$$

where $\mathcal{I}'_{c,h}$ is the derivative of $\mathcal{I}_{c,h}$ which is given in (33). Note that $\partial \psi_j(\eta)/\partial \eta$ is continuous function for any η . Therefore, we have

$$\|\psi_j(\eta + \bar{\eta}_J) - \psi_j(\eta)\| = \left\| \sum_{i=1}^{n_j} \frac{\partial}{\partial \eta} \psi_{ji}(\eta_m) \cdot \bar{\eta}_J \right\| \leq \sum_{i=1}^{n_j} \left\| \frac{\partial}{\partial \eta} \psi'_{ji}(\eta_m) \right\| \cdot \|\bar{\eta}_J\| \quad (54)$$

where $\eta_m = (q_m, \theta_m^\top)^\top$ is the intermediate value between η and $\eta + \bar{\eta}_J$ that satisfies the mean value theorem condition on ψ_{ji} ; i.e.,

$$\psi_{ji}(\eta + \bar{\eta}_J) = \psi_{ji}(\eta) + \frac{\partial}{\partial \eta} \psi_{ji}(\eta_m) \cdot \bar{\eta}_J$$

We first consider the case of $\eta_m \in \mathcal{E}'$. Then, $\{\partial \psi_{ji}(\eta_m)/\partial \eta\} \cdot \bar{\eta}_J$ for $\eta_m \in \mathcal{E}'$ is given by

$$\frac{\partial}{\partial \eta} \psi_{ji}(\eta_m) \cdot \bar{\eta}_J = \begin{bmatrix} \mathbf{X}_{ji} \mathbf{X}_{ji}^\top & 0 \\ -\frac{1-2c}{2h} \mathbf{X}_{ji}^\top & \frac{1-2c}{2h} \end{bmatrix} \begin{bmatrix} \bar{\theta} \\ \bar{q} \end{bmatrix} = \begin{bmatrix} \mathbf{X}_{ji} \mathbf{X}_{ji}^\top \bar{\theta} \\ \frac{1-2c}{2h} \bar{q} - \frac{1-2c}{2h} \mathbf{X}_{ji}^\top \bar{\theta} \end{bmatrix} \quad (55)$$

Non-empty \mathcal{E}' implies $e_{ji} = 0$ for all ji . Also, based on the definition of \mathcal{E}' , we obtain $\mathbf{X}_{ji}^\top \theta_m + e_{ji} - q_m = \mathbf{X}_{ji}^\top \theta_m - q_m = 0$. Also, since η_m is the internal division point of $\eta + \bar{\eta}_J$ and η , we obtain $q - q_m = -k\bar{q}$ and $q + \bar{q} - q_m = (1-k)\bar{q}$. Similarly, we obtain $\theta - \theta_m = -k\bar{\theta}$ and $\theta + \bar{\theta} - \theta_m = (1-k)\bar{\theta}$. Therefore, we have $q + k\bar{q} = q_m = \mathbf{X}_{ji}^\top \theta_m = \mathbf{X}_{ji}^\top \theta + k\mathbf{X}_{ji}^\top \bar{\theta}$ and, as a result, $\mathbf{X}_{ji}^\top \theta - q = -k(\mathbf{X}_{ji}^\top \bar{\theta} - \bar{q})$. Therefore, we get

$$\begin{aligned} \psi_{ji}(\eta + \bar{\eta}_J) - \psi_{ji}(\eta) &= \begin{bmatrix} \mathbf{X}_{ji} \mathbf{X}_{ji}^\top \bar{\theta} \\ \mathcal{I}_{c,h}(\mathbf{X}_{ji}^\top \theta - q) - \mathcal{I}_{c,h}\{\mathbf{X}_{ji}^\top(\theta + \bar{\theta}) - q - \bar{q}\} \end{bmatrix} \\ &= \begin{bmatrix} \mathbf{X}_{ji} \mathbf{X}_{ji}^\top \bar{\theta} \\ \mathcal{I}_{c,h}\{-k(\mathbf{X}_{ji}^\top \bar{\theta} - \bar{q})\} - \mathcal{I}_{c,h}\{(1-k)(\mathbf{X}_{ji}^\top \bar{\theta} - \bar{q})\} \end{bmatrix} \end{aligned} \quad (56)$$

Since (55) and (56) are equivalent, this implies that $|(1-k)(\mathbf{X}_{ji}^\top \bar{\theta} - \bar{q})| \leq h$ and $|k(\mathbf{X}_{ji}^\top \bar{\theta} - \bar{q})| \leq h$.

Thus, we obtain $|\mathbf{X}_{ji}^\top \bar{\theta} - \bar{q}| = |\mathbf{X}_{ji}^\top \bar{\theta} - \bar{q} + e_{ji}| \leq 2h$; note that the equality holds because $\eta_m \in \mathcal{E}'$ implies $e_{ji} = 0$ for all ji . Consequently, $\eta_m \in \mathcal{E}'$ implies $|\mathbf{X}_{ji}^\top \bar{\theta} - \bar{q} + e_{ji}| \leq 2h$ where $\bar{\eta}_J$ is assumed to belong in $\mathcal{E}^\circ \setminus \mathcal{E}'$; i.e.,

$$\mathbb{1}\{\eta_m \in \mathcal{E}'\} \leq \mathbb{1}\{|\mathbf{X}_{ji}^\top \bar{\theta} + e_{ji} - \bar{q}| \leq 2h, \bar{\eta}_J \in \mathcal{E}^\circ \setminus \mathcal{E}'\} \quad (57)$$

We separate the case $\{\eta_m \in \mathcal{E}^\circ\}$ into three following cases: $\{\eta_m \in \mathcal{E}'\}$, $\{\eta_m \in \mathcal{E}^\circ \setminus \mathcal{E}'\} \cap \{|\mathbf{X}_{ji}^\top \theta_m + e_{ji} - q_m| \leq 2h\}$, and $\{\eta_m \in \mathcal{E}^\circ \setminus \mathcal{E}'\} \cap \{|\mathbf{X}_{ji}^\top \theta_m + e_{ji} - q_m| > 2h\}$. We find that

$$\begin{aligned} & \frac{1}{J} \sum_{j=1}^J \|\psi_j(\eta + \bar{\eta}_J) - \psi_j(\eta)\| \\ & \leq \frac{1}{J} \sum_{j=1}^J \sum_{i=1}^{n_j} \|\psi'_{ji}(\eta_m)\| \cdot \|\bar{\eta}_J\| \cdot \mathbb{1}(\eta_m \in \mathcal{E}') + \frac{1}{J} \sum_{j=1}^J \sum_{i=1}^{n_j} \|\psi'_{ji}(\eta_m)\| \cdot \|\bar{\eta}_J\| \cdot \mathbb{1}(\eta_m \in \mathcal{E}^\circ \setminus \mathcal{E}') \\ & \leq \frac{1}{J} \sum_{j=1}^J \sum_{i=1}^{n_j} \|\psi'_{ji}(\eta_m)\| \cdot \|\bar{\eta}_J\| \cdot \mathbb{1}\{|\mathbf{X}_{ji}^\top \bar{\theta} + e_{ji} - \bar{q}| \leq 2h, \bar{\eta}_J \in \mathcal{E}^\circ \setminus \mathcal{E}'\} \\ & \quad + \frac{1}{J} \sum_{j=1}^J \sum_{i=1}^{n_j} \|\psi'_{ji}(\eta_m)\| \cdot \|\bar{\eta}_J\| \cdot \mathbb{1}\{|\mathbf{X}_{ji}^\top \theta_m + e_{ji} - q_m| \leq 2h, \eta_m \in \mathcal{E}^\circ \setminus \mathcal{E}'\} \\ & \quad + \frac{1}{J} \sum_{j=1}^J \sum_{i=1}^{n_j} \|\psi'_{ji}(\eta_m)\| \cdot \|\bar{\eta}_J\| \cdot \mathbb{1}\{|\mathbf{X}_{ji}^\top \theta_m + e_{ji} - q_m| > 2h, \eta_m \in \mathcal{E}^\circ \setminus \mathcal{E}'\} \quad (58) \end{aligned}$$

The first inequality is from (54). The second inequality is from (57).

Note that we have the following result for η satisfying $|\mathbf{X}_{ji}^\top \theta + e_{ji} - q| \leq 2h$ from the straightforward calculation involving $\psi'_{ji}(\eta)$ in (53).

$$\begin{aligned} & \|\psi'_{ji}(\eta)\| \\ & \leq (p+1) \max \left\{ \frac{1-2c}{2h}, \frac{1-2c}{2h} (K \log J), (K \log J)^2 \right\} = O(J \vee J(\log J) \vee (\log J)^2) = O(J(\log J)) \end{aligned} \quad (59)$$

Here $p = \dim(\mathbf{X}_{ji})$. Moreover, from condition (GC7) (which is proven later), we obtain

$$\sup_{\eta \in \mathcal{E}^\circ \setminus \mathcal{E}'} \frac{1}{J} \sum_{j=1}^J \sum_{i=1}^{n_j} \mathbb{1}\{|\mathbf{X}_{ji}^\top \theta + e_{ji} - q| \leq 2h\} = O(h) = O(J^{-1}) \quad (60)$$

Thus, the first term of (58) is bounded above by

$$\begin{aligned}
& \frac{1}{J} \sum_{j=1}^J \sum_{i=1}^{n_j} \left\| \psi'_{ji}(\eta_m) \right\| \cdot \|\bar{\eta}_J\| \cdot \mathbb{1}\{|\mathbf{X}_{ji}^\top \bar{\theta} + e_{ji} - \bar{q}| \leq 2h, \bar{\eta}_J \in \mathcal{E}^\circ \setminus \mathcal{E}'\} \\
& \leq (p+1) \max \left\{ \frac{1-2c}{2h}, \frac{1-2c}{2h} (K \log J), (K \log J)^2 \right\} \cdot \|\bar{\eta}_J\| \cdot \left[\sup_{\eta \in \mathcal{E}^\circ \setminus \mathcal{E}'} \frac{1}{J} \sum_{j=1}^J \sum_{i=1}^{n_j} \mathbb{1}\{|\mathbf{X}_{ji}^\top \theta + e_{ji} - q| \leq 2h\} \right] \\
& = O(J(\log J)) \cdot O(J^{-1/2}) \cdot O(J^{-1}) \\
& = O(J^{-1/2}(\log J))
\end{aligned}$$

The inequality in the second line is from (59). The asymptotic representation in the third line is from (60). Similarly, the second term of (58) is bounded above by

$$\begin{aligned}
& \frac{1}{J} \sum_{j=1}^J \sum_{i=1}^{n_j} \left\| \psi'_{ji}(\eta_m) \right\| \cdot \|\bar{\eta}_J\| \cdot \mathbb{1}\{|\mathbf{X}_{ji}^\top \theta_m + e_{ji} - q_m| \leq 2h, \eta_m \in \mathcal{E}^\circ \setminus \mathcal{E}'\} \\
& \leq (p+1) \max \left\{ \frac{1-2c}{2h}, \frac{1-2c}{2h} (K \log J), (K \log J)^2 \right\} \cdot \|\bar{\eta}_J\| \cdot \sup_{\eta \in \mathcal{E}^\circ \setminus \mathcal{E}'} \frac{1}{J} \sum_{j=1}^J \sum_{i=1}^{n_j} \mathbb{1}\{|\mathbf{X}_{ji}^\top \theta + e_{ji} - q| \leq 2h\} \\
& = O(J(\log J)) \cdot O(J^{-1/2}) \cdot O(J^{-1}) \\
& = O(J^{-1/2}(\log J))
\end{aligned}$$

If $|\mathbf{X}_{ji}^\top \theta_m + e_{ji} - q_m| > 2h$, we have

$$\begin{aligned}
& \left\| \psi'_{ji}(\eta_m) \right\| \\
& \leq (p+1) \max \left\{ \frac{1-2c}{2h} \exp \left(-\frac{1-2c}{2c} \right), \frac{1-2c}{2h} \exp \left(-\frac{1-2c}{2c} \right) (K \log J), (K \log J)^2 \right\} \\
& = O \left(J \exp(-\log J) \vee J \exp(-\log J) (\log J) \vee (\log J)^2 \right) = O((\log J)^2)
\end{aligned} \tag{61}$$

Hence, the last term of (58) is bounded above by

$$\begin{aligned}
& \frac{1}{J} \sum_{j=1}^J \sum_{i=1}^{n_j} \left\| \psi'_{ji}(\eta_m) \right\| \cdot \|\bar{\eta}_J\| \cdot \mathbb{1}\{|\mathbf{X}_{ji}^\top \theta_m + e_{ji} - q_m| > 2h, \eta_m \in \mathcal{E}^\circ \setminus \mathcal{E}'\} \\
& \leq (p+1) \max \left\{ \frac{1-2c}{2h} \exp\left(-\frac{1-2c}{2c}\right), \frac{1-2c}{2h} \exp\left(-\frac{1-2c}{2c}\right) (K \log J), (K \log J)^2 \right\} \\
& \quad \times \|\bar{\eta}_J\| \cdot \sup_{\eta \in \mathcal{E}^\circ \setminus \mathcal{E}'} \frac{1}{J} \sum_{j=1}^J \sum_{i=1}^{n_j} \mathbb{1}\{|\mathbf{X}_{ji}^\top \theta + e_{ji} - q| > 2h\} \\
& = O((\log J)^2) \cdot O(J^{-1/2}) \cdot O(1 - J^{-1}) \\
& = O(J^{-1/2} (\log J)^2)
\end{aligned}$$

The result is from (60) and (61).

Combining the above results with (58), we obtain the convergence to zero as $J \rightarrow \infty$.

$$\frac{1}{J} \sum_{j=1}^J \left\| \psi_j(\eta + \bar{\eta}_J) - \psi_j(\eta) \right\| \leq O(J^{-1/2} (\log J)^2)$$

The result holds for any $\eta \in \mathcal{E}^\circ$. Thus, this concludes condition (GC5) under (EE1) with $v_2 = 2$.

$$\sup_{\eta \in \mathcal{E}^\circ} \frac{1}{J} \sum_{j=1}^J \left\| \psi_j(\eta + \bar{\eta}_J) - \psi_j(\eta) \right\| = O(J^{-1/2} (\log J)^2)$$

C.4.4 Proof of Condition (GC5) under (EE2)

If $\bar{\eta}_J = 0$, condition (GC5) trivially holds. Therefore, we consider non-zero $\bar{\eta}_J$.

We consider the derivative of $\psi_j(\eta)$.

$$\begin{aligned}
\frac{\partial}{\partial \eta} \psi_j(\eta) &= \sum_{i=1}^{n_j} \psi'_{ji}(\eta) \quad , \\
\psi'_{ji}(\eta) &= \begin{bmatrix} f_{ji}(\theta) \{1 - f_{ji}(\theta)\} \mathbf{X}_{ji} \mathbf{X}_{ji}^\top + \lambda I_p & 0 \\ -\mathcal{I}'_{c,h}(f_{ji}(\theta) + e_{ji} - q) f_{ji}(\theta) \{1 - f_{ji}(\theta)\} \mathbf{X}_{ji}^\top & \mathcal{I}'_{c,h}(f_{ji}(\theta) + e_{ji} - q) \end{bmatrix} \quad (62)
\end{aligned}$$

where $f_{ji}(\theta) = \{1 + \exp(-\mathbf{X}_{ji}^\top \theta)\}^{-1}$; the notation emphasizes that the learner f_θ is a function of θ .

Note that $\partial\psi_j(\eta)/\partial\eta$ is continuous function for any η . Therefore, we have

$$\|\psi_j(\eta + \bar{\eta}_J) - \psi_j(\eta)\| = \left\| \sum_{i=1}^{n_j} \frac{\partial}{\partial\eta} \psi_{ji}(\eta_m) \cdot \bar{\eta}_J \right\| \leq \sum_{i=1}^{n_j} \left\| \frac{\partial}{\partial\eta} \psi'_{ji}(\eta_m) \right\| \cdot \|\bar{\eta}_J\| \quad (63)$$

where $\eta_m = (q_m, \theta_m^\top)^\top$ is the intermediate value between η and $\eta + \bar{\eta}_J$ that satisfies the mean value theorem condition on ψ_{ji} ; i.e.,

$$\psi_{ji}(\eta + \bar{\eta}_J) = \psi_{ji}(\eta) + \frac{\partial}{\partial\eta} \psi_{ji}(\eta_m) \cdot \bar{\eta}_J$$

Similar to (EE1) case, we first consider the case when $\eta_m \in \mathcal{E}'$, which implies that $e_{ji} = 0$ and $f_{ji}(\theta_m) + e_{ji} - q_m = 0$. Then, $\{\partial\psi_{ji}(\eta_m)/\partial\eta\} \cdot \bar{\eta}_J$ is given by

$$\frac{\partial}{\partial\eta} \psi_{ji}(\eta_m) \cdot \bar{\eta}_J = \begin{bmatrix} \frac{\mathbf{X}_{ji}\mathbf{X}_{ji}^\top}{4} + \lambda I_p & 0 \\ -\frac{1-2c}{8h} \mathbf{X}_{ji}^\top & \frac{1-2c}{2h} \end{bmatrix} \begin{bmatrix} \bar{\theta} \\ \bar{q} \end{bmatrix} = \begin{bmatrix} \left(\frac{\mathbf{X}_{ji}\mathbf{X}_{ji}^\top}{4} + \lambda I_p\right) \bar{\theta} \\ \frac{1-2c}{2h} \bar{q} - \frac{1-2c}{8h} \mathbf{X}_{ji}^\top \bar{\theta} \end{bmatrix} \quad (64)$$

Under non-empty \mathcal{E}' and $e_{ji} = 0$, $\psi_{ji}(\eta + \bar{\eta}_J)$ and $\psi_{ji}(\eta)$ reduces to

$$\psi_{ji}(\eta + \bar{\eta}_J) = \begin{bmatrix} \{f_{ji}(\theta + \bar{\theta}) - \text{NT}_{ji}\} \mathbf{X}_{ji} + \lambda(\theta + \bar{\theta}) \\ \text{NT}_{ji} - \mathcal{I}_{c,h}(f_{ji}(\theta + \bar{\theta}) - q - \bar{q}) \end{bmatrix}, \quad \psi_{ji}(\eta) = \begin{bmatrix} \{f_{ji}(\theta) - \text{NT}_{ji}\} \mathbf{X}_{ji} + \lambda\theta \\ \text{NT}_{ji} - \mathcal{I}_{c,h}(f_{ji}(\theta) - q) \end{bmatrix}$$

Therefore, we get

$$\psi_{ji}(\eta + \bar{\eta}_J) - \psi_{ji}(\eta) = \begin{bmatrix} \{f_{ji}(\theta + \bar{\theta}) - f_{ji}(\theta)\} \mathbf{X}_{ji} + \lambda\bar{\theta} \\ \mathcal{I}_{c,h}(f_{ji}(\theta) - q) - \mathcal{I}_{c,h}(f_{ji}(\theta + \bar{\theta}) - q - \bar{q}) \end{bmatrix} \quad (65)$$

The identity of the first block of (64) and (65) reduces the following equation.

$$\frac{\mathbf{X}_{ji}^\top \bar{\theta}}{4} = f_{ji}(\theta + \bar{\theta}) - f_{ji}(\theta) = \frac{\exp(\mathbf{X}_{ji}^\top \theta + \mathbf{X}_{ji}^\top \bar{\theta})}{1 + \exp(\mathbf{X}_{ji}^\top \theta + \mathbf{X}_{ji}^\top \bar{\theta})} - \frac{\exp(\mathbf{X}_{ji}^\top \theta)}{1 + \exp(\mathbf{X}_{ji}^\top \theta)}$$

For any θ , the solution is $\mathbf{X}_{ji}^\top \bar{\theta} = 0$. This implies that $\bar{\theta} = 0$, $\theta_m = \theta = \theta + \bar{\theta}$, and $q_m = \{1 + \exp(\mathbf{X}_{ji}^\top \theta_m)\}^{-1} = 1/2$ because $\eta_m \in \mathcal{E}'$; i.e., $f_{ji}(\theta_m) + e_{ji} = f_{ji}(\theta_m) = q_m$. Furthermore, we have $q - q_m = q - 1/2 = -k\bar{q}$ and $q + \bar{q} - q_m = q + \bar{q} - 1/2 = (1 - k)\bar{q}$. Hence, the identity of the

first block of (64) and (65) reduces to the following equation.

$$\frac{1-2c}{2h}\bar{q} = \mathcal{I}_{c,h}(f_{ji}(\theta) - q) - \mathcal{I}_{c,h}(f_{ji}(\theta + \bar{\theta}) - q - \bar{q}) = \mathcal{I}_{c,h}(f_{ji}(\theta) - q) - \mathcal{I}_{c,h}(f_{ji}(\theta) - q - \bar{q})$$

This implies that $|f_{ji}(\theta) - q| \leq h$ and $|f_{ji}(\theta) - q - \bar{q}| \leq h$ leading $|\bar{q}| \leq 2h$. Moreover, \bar{q} is non-zero because $0 < \|\bar{\eta}\| \leq |\bar{q}| + \|\bar{\theta}\| = |\bar{q}|$. Therefore, we obtain

$$|\bar{q}| = \left| f_{ji}(\bar{\theta}) + e_{ji} - \frac{1}{2} - \bar{q} \right| \leq 2h$$

Note that $f_{ji}(\bar{\theta}) = 1/2$ and $e_{ji} = 0$. Also, $(1/2 + \bar{q}, \bar{\theta}^\top)^\top = (1/2 + \bar{q}, 0^\top)^\top$ does not belong to \mathcal{E}' because of the positivity of \bar{q} . Consequently, $\eta_m \in \mathcal{E}'$ implies $|f_{ji}(\bar{\theta}) + e_{ji} - 1/2 - \bar{q}| \leq 2h$ where $\bar{\eta}_J$ is assumed to satisfy $(1/2 + \bar{q}, 0^\top)^\top \in \mathcal{E}^\circ \setminus \mathcal{E}'$; i.e.,

$$\mathbb{1}\{\eta_m \in \mathcal{E}'\} \leq \mathbb{1}\left\{ \left| f_{ji}(\bar{\theta}) + e_{ji} - \frac{1}{2} - \bar{q} \right| \leq 2h, \left(\frac{1}{2} + \bar{q}, \bar{\theta}^\top \right)^\top \in \mathcal{E}^\circ \setminus \mathcal{E}' \right\} \quad (66)$$

We separate the case $\{\eta_m \in \mathcal{E}^\circ\}$ into $\{\eta_m \in \mathcal{E}'\}$, $\{\eta_m \in \mathcal{E}^\circ \setminus \mathcal{E}'\} \cap \{|\mathbf{X}_{ji}^\top \theta_m + e_{ji} - q_m| \leq 2h\}$, and $\{\eta_m \in \mathcal{E}^\circ \setminus \mathcal{E}'\} \cap \{|\mathbf{X}_{ji}^\top \theta_m + e_{ji} - q_m| > 2h\}$ cases. We find that

$$\begin{aligned} & \frac{1}{J} \sum_{j=1}^J \|\psi_j(\eta + \bar{\eta}_J) - \psi_j(\eta)\| \\ & \leq \frac{1}{J} \sum_{j=1}^J \sum_{i=1}^{n_j} \|\psi'_{ji}(\eta_m)\| \cdot \|\bar{\eta}_J\| \cdot \mathbb{1}\{\eta_m \in \mathcal{E}'\} + \frac{1}{J} \sum_{j=1}^J \sum_{i=1}^{n_j} \|\psi'_{ji}(\eta_m)\| \cdot \|\bar{\eta}_J\| \cdot \mathbb{1}\{\eta_m \in \mathcal{E}^\circ \setminus \mathcal{E}'\} \\ & \leq \frac{1}{J} \sum_{j=1}^J \sum_{i=1}^{n_j} \|\psi'_{ji}(\eta_m)\| \cdot \|\bar{\eta}_J\| \cdot \mathbb{1}\left\{ \left| f_{ji}(\bar{\theta}) + e_{ji} - \frac{1}{2} - \bar{q} \right| \leq 2h, \left(\frac{1}{2} + \bar{q}, \bar{\theta}^\top \right)^\top \in \mathcal{E}^\circ \setminus \mathcal{E}' \right\} \\ & \quad + \frac{1}{J} \sum_{j=1}^J \sum_{i=1}^{n_j} \|\psi'_{ji}(\eta_m)\| \cdot \|\bar{\eta}_J\| \cdot \mathbb{1}\{|f_{ji}(\theta_m) + e_{ji} - q_m| \leq 2h, \eta_m \in \mathcal{E}^\circ \setminus \mathcal{E}'\} \\ & \quad + \frac{1}{J} \sum_{j=1}^J \sum_{i=1}^{n_j} \|\psi'_{ji}(\eta_m)\| \cdot \|\bar{\eta}_J\| \cdot \mathbb{1}\{|f_{ji}(\theta_m) + e_{ji} - q_m| > 2h, \eta_m \in \mathcal{E}^\circ \setminus \mathcal{E}'\} \end{aligned} \quad (67)$$

The first inequality is from (63). The second inequality is from (66).

Note that we have the following result for η satisfying $|\mathbf{X}_{ji}^\top \theta + e_{ji} - q| \leq 2h$ from the straight-

forward calculation involving $\psi'_{ji}(\eta)$ in (62).

$$\begin{aligned} & \left\| \psi'_{ji}(\eta) \right\| \\ & \leq (p+1) \max \left\{ \frac{1-2c}{2h}, \frac{1-2c}{2h} \frac{K(\log J)}{4}, \frac{K^2(\log J)^2}{4} + \lambda \right\} = O(J \vee J(\log J) \vee (\log J)^2) = O(J(\log J)) \end{aligned} \quad (68)$$

Moreover, from condition (GC7) (which is proven later), we obtain

$$\sup_{\eta \in \mathcal{E}^\circ \setminus \mathcal{E}'} \frac{1}{J} \sum_{j=1}^J \sum_{i=1}^{n_j} \mathbb{1}\{|\mathbf{X}_{ji}^\top \theta + e_{ji} - q| \leq 2h\} = O(h) = O(J^{-1}) \quad (69)$$

Thus, the first term of (67) is bounded above by

$$\begin{aligned} & \frac{1}{J} \sum_{j=1}^J \sum_{i=1}^{n_j} \left\| \psi'_{ji}(0) \right\| \cdot \|\bar{\eta}_J\| \cdot \mathbb{1}\left\{ \left| f_{ji}(\bar{\theta}) - \frac{1}{2} - \bar{q} \right| \leq 2h, \left(\frac{1}{2} + \bar{q}, \bar{\theta}^\top \right)^\top \in \mathcal{E}^\circ \setminus \mathcal{E}' \right\} \\ & \leq (p+1) \max \left\{ \frac{1-2c}{2h}, \frac{1-2c}{2h} \frac{K \log J}{4}, \frac{(K \log J)^2}{4} + \lambda \right\} \cdot \|\bar{\eta}_J\| \cdot \sup_{\eta \in \mathcal{E}^\circ \setminus \mathcal{E}'} \frac{1}{J} \sum_{j=1}^J \sum_{i=1}^{n_j} \mathbb{1}\{|f_\theta(\mathbf{X}_{ji}) + e_{ji} - q| \leq 2h\} \\ & = O(J(\log J)) \cdot O(J^{-1/2}) \cdot O(J^{-1}) \\ & = O(J^{-1/2}(\log J)) \end{aligned}$$

The inequality in the second line is from (68). The asymptotic representation in the third line is from (69). Similarly, the second term of (67) is bounded above by

$$\begin{aligned} & \frac{1}{J} \sum_{j=1}^J \sum_{i=1}^{n_j} \left\| \psi'_{ji}(\eta_m) \right\| \cdot \|\bar{\eta}_J\| \cdot \mathbb{1}\{|f_{ji}(\theta_m) + e_{ji} - q_m| \leq 2h, \eta_m \in \mathcal{E}^\circ \setminus \mathcal{E}'\} \\ & \leq (p+1) \max \left\{ \frac{1-2c}{2h}, \frac{1-2c}{2h} \frac{K \log J}{4}, \frac{(K \log J)^2}{4} + \lambda \right\} \cdot \|\bar{\eta}_J\| \cdot \sup_{\eta \in \mathcal{E}^\circ \setminus \mathcal{E}'} \frac{1}{J} \sum_{j=1}^J \sum_{i=1}^{n_j} \mathbb{1}\{|f_\theta(\mathbf{X}_{ji}) + e_{ji} - q| \leq 2h\} \\ & = O(J(\log J)) \cdot O(J^{-1/2}) \cdot O(J^{-1}) \\ & = O(J^{-1/2}(\log J)) \end{aligned}$$

If $|f_{ji}(\theta_m) + e_{ji} - q_m| > 2h$, we have

$$\begin{aligned}
\|\psi'_{ji}(\eta_m)\| &\leq (p+1) \max \left\{ \frac{1-2c}{2h} \exp \left(-\frac{1-2c}{2c} \right), \frac{1-2c}{2h} \exp \left(-\frac{1-2c}{2c} \right) \frac{K \log J}{4}, \frac{(K \log J)^2}{4} + \lambda \right\} \\
&= O \left(J \exp(-\log J) \vee J \exp(-\log J) (\log J) \vee (\log J)^2 \right) \\
&= O((\log J)^2)
\end{aligned} \tag{70}$$

Hence, the last term of (67) is bounded above by

$$\begin{aligned}
&\frac{1}{J} \sum_{j=1}^J \sum_{i=1}^{n_j} \|\psi'_{ji}(\eta_m)\| \cdot \|\bar{\eta}_J\| \cdot \mathbb{1}\{|f_{ji}(\theta_m) + e_{ji} - q_m| > 2h, \eta_m \in \mathcal{E}^\circ \setminus \mathcal{E}'\} \\
&\leq (p+1) \max \left\{ \frac{1-2c}{2h} \exp \left(-\frac{1-2c}{2c} \right), \frac{1-2c}{2h} \exp \left(-\frac{1-2c}{2c} \right) \frac{K \log J}{4}, \frac{(K \log J)^2}{4} + \lambda \right\} \\
&\quad \times \sup_{\eta \in \mathcal{E}^\circ \setminus \mathcal{E}'} \frac{1}{J} \sum_{j=1}^J \sum_{i=1}^{n_j} \mathbb{1}\{|f_\theta(\mathbf{X}_{ji}) + e_{ji} - q| > 2h\} \\
&= O((\log J)^2) \cdot O(J^{-1/2}) \cdot O(1 - J^{-1}) \\
&= O(J^{-1/2} (\log J)^2)
\end{aligned}$$

The result is from (69) and (70).

Combining the above results with (67), we obtain the convergence to zero as $J \rightarrow \infty$.

$$\frac{1}{J} \sum_{j=1}^J \|\psi_j(\eta + \bar{\eta}_J) - \psi_j(\eta)\| \leq O(J^{-1/2} (\log J)^2)$$

The result holds for any $\eta \in \mathcal{E}^\circ$. Thus, this concludes condition (GC5) under (EE2) with $v_2 = 2$.

$$\sup_{\eta \in \mathcal{E}^\circ} \frac{1}{J} \sum_{j=1}^J \|\psi_j(\eta + \bar{\eta}_J) - \psi_j(\eta)\| = O(J^{-1/2} (\log J)^2)$$

C.4.5 Proof of (GC6) under (EE1)

We define $\Phi(\eta)$ as follows.

$$\Phi(\eta) = \|\Psi(\eta)\|^2 = \underbrace{\frac{1}{J^2} \left\| \sum_{j=1}^J \sum_{i=1}^{n_j} (\mathbf{X}_{ji}^\top \theta - \text{NT}_{ji}) \mathbf{X}_{ji} \right\|^2}_{\Phi_1(\theta)} + \underbrace{\frac{1}{J^2} \left[\sum_{j=1}^J \sum_{i=1}^{n_j} \left\{ \text{NT}_{ji} - \mathcal{I}_{c,h}(\mathbf{X}_{ji}^\top \theta + e_{ji} - q) \right\} \right]^2}_{\Phi_2(\theta, q)}$$

We define two disjoint sets E_1 and E_2 as follows

$$E_1 = \left\{ \eta \mid \|\theta - \theta^*\| \geq \frac{\epsilon}{10(K \log J + 1)}, \|\eta - \eta^*\| = \epsilon \right\}, \quad E_2 = \left\{ \eta \mid \|\theta - \theta^*\| < \frac{\epsilon}{10(K \log J + 1)}, \|\eta - \eta^*\| = \epsilon \right\} \quad (71)$$

where K is a constant satisfying $\|\mathbf{X}_{ji}\|/\log J \leq K$. Note that $\{\eta \mid \|\eta - \eta^*\| = \epsilon\} = E_1 \cup E_2$.

We split the cases of $\eta \in E_1$ and $\eta \in E_2$. If $\eta \in E_1$, we find that $\Phi_1(\theta)$ lower bounded by a constant.

$$\begin{aligned} \Phi_1(\theta) &= \frac{1}{J^2} \left\| \sum_{j=1}^J \sum_{i=1}^{n_j} \mathbf{X}_{ji} \mathbf{X}_{ji}^\top (\theta - \theta^*) \right\|^2 \\ &= (\theta - \theta^*)^\top \left(\frac{1}{J} \sum_{j=1}^J \sum_{i=1}^{n_j} \mathbf{X}_{ji} \mathbf{X}_{ji}^\top \right) (\theta - \theta^*) \\ &\geq \frac{\epsilon^2}{100(K \log J + 1)^2} \sigma_{\min}^2 \left(\frac{1}{N} \sum_{j=1}^J \sum_{i=1}^{n_j} \mathbf{X}_{ji} \mathbf{X}_{ji}^\top \right) \\ &= M'(J, \epsilon) \{1 + o(1)\} \end{aligned} \quad (72)$$

The first equality is from $\sum_j \sum_i \mathbf{X}_{ji} \text{NT}_{ji} = \sum_j \sum_i \mathbf{X}_{ji} \mathbf{X}_{ji}^\top \theta^*$. The second equality is from the definition of the norm of a vector. The inequality is from $\|\theta - \theta^*\| \geq \epsilon/\{10(K \log J + 1)\}$ where $\sigma_{\min}(A)$ is the minimum of the singular value of a matrix A . From condition (iii) of Assumption 4.1, $\sigma_{\min}^2(N^{-1} \sum_{j,i} \mathbf{X}_{ji} \mathbf{X}_{ji}^\top)$ is strictly positive for all J . Thus, we have the asymptotic result with some $M'(J, \epsilon) = O(J^{-2r}(\log J)^{-2})$.

Next we consider the case of $\eta \in E_2$. From (51) in the proof of (GC4), we find

$$\left| f_\theta(\mathbf{X}_{ji}) - f_{\theta^*}(\mathbf{X}_{ji}) \right| \leq K \log J \|\theta - \theta^*\| \quad (73)$$

Thus, from the monotonicity of $\mathcal{I}_{c,h}$ and $\tilde{f}_\theta(\mathbf{X}_{ji}) = f_\theta(\mathbf{X}_{ji}) + e_{ji}$, we observe the following inequality for all individuals.

$$\begin{aligned}\mathcal{I}_{c,h}\left(\mathbf{X}_{ji}^\top \theta^* + e_{ji} - K \log J \|\theta - \theta^*\| - q\right) &\leq \mathcal{I}_{c,h}\left(\mathbf{X}_{ji}^\top \theta + e_{ji} - q\right) \\ &\leq \mathcal{I}_{c,h}\left(\mathbf{X}_{ji}^\top \theta^* + e_{ji} + K \log J \|\theta - \theta^*\| - q\right)\end{aligned}\quad (74)$$

Since $\|\eta - \eta^*\| = \sqrt{(q - q^*)^2 + \|\theta - \theta^*\|^2} = \epsilon$, we find that $q = q^* \pm \sqrt{\epsilon^2 - \|\theta - \theta^*\|^2}$. First, for $q = q^* + \sqrt{\epsilon^2 - \|\theta - \theta^*\|^2}$, we find that $q \geq q^* + \epsilon - \|\theta - \theta^*\|$. Thus, the right term in (74) is upper bounded by

$$\mathcal{I}_{c,h}\left(\mathbf{X}_{ji}^\top \theta^* + e_{ji} + K \log J \|\theta - \theta^*\| - q\right) \leq \mathcal{I}_{c,h}\left(\mathbf{X}_{ji}^\top \theta^* + e_{ji} + K \log J \|\theta - \theta^*\| - q^* - \epsilon + \|\theta - \theta^*\|\right)$$

For $\eta \in E_2$, we find that $\|\theta - \theta^*\| < \epsilon / \{10(K \log J + 1)\}$. Hence, each $\mathcal{I}_{c,h}(\mathbf{X}_{ji}^\top \theta - q)$ is upper bounded by

$$\mathcal{I}_{c,h}\left(\mathbf{X}_{ji}^\top \theta + e_{ji} - q\right) \leq \mathcal{I}_{c,h}\left(\mathbf{X}_{ji}^\top \theta^* + e_{ji} + K \log J \|\theta - \theta^*\| - q\right) < \mathcal{I}_{c,h}\left(\mathbf{X}_{ji}^\top \theta^* + e_{ji} - q^* - 0.9\epsilon\right)$$

Therefore, for $\eta \in E_2$, we find that

$$\begin{aligned}&\frac{1}{J} \sum_{j=1}^J \sum_{i=1}^{n_j} \left\{ \text{NT}_{ji} - \mathcal{I}_{c,h}\left(\mathbf{X}_{ji}^\top \theta + e_{ji} - q\right) \right\} \\ &\geq \frac{1}{J} \sum_{j=1}^J \sum_{i=1}^{n_j} \left\{ \mathcal{I}_{c,h}\left(\mathbf{X}_{ji}^\top \theta^* + e_{ji} - q^*\right) - \mathcal{I}_{c,h}\left(\mathbf{X}_{ji}^\top \theta^* + e_{ji} - q^* - 0.9\epsilon\right) \right\}\end{aligned}\quad (75)$$

We consider a set of individuals I_+ where $I_+ = \{ji \mid h < \mathbf{X}_{ji}^\top \theta^* + e_{ji} - q^* < 0.9\epsilon - h\}$. Because of condition (GC8) (which is proven later), $|I_+| = O(J)C_+(\epsilon) = O(J^{1-r})$ because $C_+(\epsilon) = \Theta(J^{-r})$; i.e., I_+ is asymptotically non-empty. If individual $ji \in I_+$, we find that each summand of (75) is lower bounded by a constant related to the parameter c .

$$\mathcal{I}_{c,h}\left(\mathbf{X}_{ji}^\top \theta^* + e_{ji} - q^*\right) - \mathcal{I}_{c,h}\left(\mathbf{X}_{ji}^\top \theta^* + e_{ji} - q^* - 0.9\epsilon\right) \geq \mathcal{I}_{c,h}(h) - \mathcal{I}_{c,h}(-h) = 1 - 2c$$

If individual $ji \notin I_+$, we find that each summand of (75) is lower bounded by zero because of the

monotonicity of $\mathcal{I}_{c,h}$.

$$\mathcal{I}_{c,h}\left(\mathbf{X}_{ji}^\top \theta^* + e_{ji} - q^*\right) - \mathcal{I}_{c,h}\left(\mathbf{X}_{ji}^\top \theta^* + e_{ji} - q^* - 0.9\epsilon\right) \geq 0$$

Thus, the left hand side of (75) is lower bounded by a constant as follows.

$$\begin{aligned} & \frac{1}{J} \sum_{j=1}^J \sum_{i=1}^{n_j} \left\{ \text{NT}_{ji} - \mathcal{I}_{c,h}\left(\mathbf{X}_{ji}^\top \theta + e_{ji} - q\right) \right\} \\ & \geq \frac{1}{J} \sum_{ji \in I_+} \left\{ \mathcal{I}_{c,h}\left(\mathbf{X}_{ji}^\top \theta^* + e_{ji} - q^*\right) - \mathcal{I}_{c,h}\left(\mathbf{X}_{ji}^\top \theta^* + e_{ji} - q^* - 0.9\epsilon\right) \right\} \\ & \quad + \frac{1}{J} \sum_{ji \in I_+^c} \left\{ \mathcal{I}_{c,h}\left(\mathbf{X}_{ji}^\top \theta^* + e_{ji} - q^*\right) - \mathcal{I}_{c,h}\left(\mathbf{X}_{ji}^\top \theta^* + e_{ji} - q^* - 0.9\epsilon\right) \right\} \\ & \geq \frac{1}{J} \sum_{ji \in I_+} (1 - 2c) \\ & = (1 - 2c) \frac{1}{J} \sum_{j=1}^J \sum_{i=1}^{n_j} \mathbb{1}\left\{ h < \mathbf{X}_{ji}^\top \theta^* + e_{ji} - q^* < 0.9\epsilon - h \right\} \\ & = \{1 - o(1)\} C_+(\epsilon) \end{aligned} \tag{76}$$

The inequality in the second line is from (75). The inequality in the third line is from the above results. The equality in the fourth line is from the definition of I_+ . The asymptotic representation in the fifth line is from the rate of c and condition (GC8) where $C_+(\epsilon) = \Theta(J^{-r})$ is the limit of $J^{-1} \sum_{j=1}^J \sum_{i=1}^{n_j} \mathbb{1}(h < \mathbf{X}_{ji}^\top \theta^* + e_{ji} - q^* < 0.9\epsilon - h)$ which holds with probability tending to 1.

Similarly, for $q = q^* - \sqrt{\epsilon^2 - \|\theta - \theta^*\|^2}$, we find that $q \leq q^* - \epsilon + \|\theta - \theta^*\|$. Thus, the left term in (74) is lower bounded by

$$\mathcal{I}_{c,h}\left(\mathbf{X}_{ji}^\top \theta^* + e_{ji} - K \log J \|\theta - \theta^*\| - q\right) \geq \mathcal{I}_{c,h}\left(\mathbf{X}_{ji}^\top \theta^* + e_{ji} - K \log J \|\theta - \theta^*\| - q^* + \epsilon - \|\theta - \theta^*\|\right)$$

For $\eta \in E_2$, we find that $\|\theta - \theta^*\| < \epsilon / \{10(K + 1)\}$. Hence, each $\mathcal{I}_{c,h}(\mathbf{X}_{ji}^\top \theta + e_{ji} - q)$ is lower bounded by

$$\mathcal{I}_{c,h}\left(\mathbf{X}_{ji}^\top \theta + e_{ji} - q\right) \geq \mathcal{I}_{c,h}\left(\mathbf{X}_{ji}^\top \theta^* + e_{ji} - K \log J \|\theta - \theta^*\| - q\right) > \mathcal{I}_{c,h}\left(\mathbf{X}_{ji}^\top \theta^* + e_{ji} - q^* + 0.9\epsilon\right)$$

For $\eta \in E_2$, we find that

$$\begin{aligned} & \frac{1}{J} \sum_{j=1}^J \sum_{i=1}^{n_j} \left\{ \text{NT}_{ji} - \mathcal{I}_{c,h} \left(\mathbf{X}_{ji}^\top \theta + e_{ji} - q \right) \right\} \\ & \leq \frac{1}{J} \sum_{j=1}^J \sum_{i=1}^{n_j} \left\{ \mathcal{I}_{c,h} \left(\mathbf{X}_{ji}^\top \theta^* + e_{ji} - q^* \right) - \mathcal{I}_{c,h} \left(\mathbf{X}_{ji}^\top \theta^* + e_{ji} - q^* + 0.9\epsilon \right) \right\} \end{aligned} \quad (77)$$

We consider a set of individuals I_- where $I_- = \{ji \mid -0.9\epsilon + h < \mathbf{X}_{ji}^\top \theta^* + e_{ji} - q^* < -h\}$. Because of condition (GC8), $|I_+| = O(J)C_-(\epsilon) = O(J^{1-r})$ because $C_-(\epsilon) = \Theta(J^{-r})$; i.e., I_- is asymptotically non-empty. If individual $ji \in I_-$, we find that each summand of (77) is upper bounded by a constant related to the parameter c .

$$\mathcal{I}_{c,h} \left(\mathbf{X}_{ji}^\top \theta^* + e_{ji} - q^* \right) - \mathcal{I}_{c,h} \left(\mathbf{X}_{ji}^\top \theta^* + e_{ji} - q^* + 0.9\epsilon \right) \leq \mathcal{I}_{c,h}(-h) - \mathcal{I}_{c,h}(h) = -1 + 2c$$

If individual $ji \notin I_-$, we find that each summand of (77) is upper bounded by zero because of the monotonicity of $\mathcal{I}_{c,h}$.

$$\mathcal{I}_{c,h} \left(\mathbf{X}_{ji}^\top \theta^* + e_{ji} - q^* \right) - \mathcal{I}_{c,h} \left(\mathbf{X}_{ji}^\top \theta^* + e_{ji} - q^* + 0.9\epsilon \right) \leq 0$$

Thus, the left hand side of (77) is upper bounded by a constant as follows.

$$\begin{aligned} & \frac{1}{J} \sum_{j=1}^J \sum_{i=1}^{n_j} \left\{ \text{NT}_{ji} - \mathcal{I}_{c,h} \left(\mathbf{X}_{ji}^\top \theta + e_{ji} - q \right) \right\} \\ & \leq \frac{1}{J} \sum_{ji \in I_-} \left\{ \mathcal{I}_{c,h} \left(\mathbf{X}_{ji}^\top \theta^* + e_{ji} - q^* \right) - \mathcal{I}_{c,h} \left(\mathbf{X}_{ji}^\top \theta^* + e_{ji} - q^* + 0.9\epsilon \right) \right\} \\ & \quad + \frac{1}{J} \sum_{ji \in I_-^c} \left\{ \mathcal{I}_{c,h} \left(\mathbf{X}_{ji}^\top \theta^* + e_{ji} - q^* \right) - \mathcal{I}_{c,h} \left(\mathbf{X}_{ji}^\top \theta^* + e_{ji} - q^* + 0.9\epsilon \right) \right\} \\ & \leq \frac{1}{J} \sum_{ji \in I_-} (-1 + 2c) \\ & = (-1 + 2c) \frac{1}{J} \sum_{j=1}^J \sum_{i=1}^{n_j} \mathbb{1} \left\{ -0.9\epsilon + h < \mathbf{X}_{ji}^\top \theta^* + e_{ji} - q^* < -h \right\} \\ & = \{-1 + o(1)\} C_-(\epsilon) \end{aligned}$$

The inequality in the second line is from (77). The inequality in the third line is from the above

results. The equality in the fourth line is from the definition of I . The asymptotic representation in the fifth line is from the rate of c and condition (GC8) where $C_-(\epsilon) = \Theta(J^{-r})$ is the limit of $\frac{1}{J} \sum_{j=1}^J \sum_{i=1}^{n_j} \mathbb{1}\{-0.9\epsilon + h < \mathbf{X}_{ji}^\top \theta^* + e_{ji} - q^* < -h\}$ which holds with probability tending to 1.

As a result, with probability tending to 1, we obtain a lower bound of $\Phi_2(\theta, q)$ for $\eta \in E_2$ as follows.

$$\Phi_2(\theta, q) = \frac{1}{J^2} \left[\sum_{j=1}^J \sum_{i=1}^{n_j} \left\{ \text{NT}_{ji} - \mathcal{I}_{c,h}(\mathbf{X}_{ji}^\top \theta + e_{ji} - q) \right\} \right]^2 \geq \{1 + o(1)\} \min \left[C_+(\epsilon)^2, C_-(\epsilon)^2 \right] \quad (78)$$

Combining (72) and (78), we obtain the lower bound of $\Phi(\eta)$ for all $\eta \in E_1 \cup E_2$ with probability tending to 1.

$$\begin{aligned} \Phi(\eta) &= \Phi_1(\theta) + \Phi_2(\theta, q) \\ &= \mathbb{1}\{\eta \in E_1\} \left\{ \Phi_1(\theta) + \Phi_2(\theta, q) \right\} + \mathbb{1}\{\eta \in E_2\} \left\{ \Phi_1(\theta) + \Phi_2(\theta, q) \right\} \\ &\geq \mathbb{1}\{\eta \in E_1\} \Phi_1(\theta) + \mathbb{1}\{\eta \in E_2\} \Phi_2(\theta, q) \\ &\geq \{1 + o(1)\} \min \left[M'(J, \epsilon), C_+(\epsilon)^2, C_-(\epsilon)^2 \right] \end{aligned}$$

Note that $M'(J, \epsilon) \times J^{2r}(\log J)^2$ converges to a finite constant while $C_+(\epsilon)^2 \times J^{2r}(\log J)^2$ and $C_-(\epsilon)^2 \times J^{2r}(\log J)^2$ diverges. This concludes (GC6) under (EE1) with $v_3 = 1$.

C.4.6 Proof of (GC6) under (EE2)

We define

$$\begin{aligned} \Phi(\eta) &= \|\Psi(\eta)\|^2 \\ &= \underbrace{\frac{1}{J^2} \left\| \sum_{j=1}^J \sum_{i=1}^{n_j} \left\{ \left(f_\theta(\mathbf{X}_{ji}) - \text{NT}_{ji} \right) \mathbf{X}_{ji} + \lambda \theta \right\} \right\|^2}_{\Phi_1(\theta)} + \underbrace{\frac{1}{J^2} \left[\sum_{j=1}^J \sum_{i=1}^{n_j} \left\{ \text{NT}_{ji} - \mathcal{I}_{c,h}(f_\theta(\mathbf{X}_{ji}) + e_{ji} - q) \right\} \right]^2}_{\Phi_2(\theta, q)} \end{aligned}$$

where $f_\theta(\mathbf{X}_{ji}) = \{1 + \exp(-\mathbf{X}_{ji}^\top \theta)\}^{-1}$. We again define disjoint sets E_1 and E_2 as in (71) with the same K .

We split the cases of $\eta \in E_1$ and $\eta \in E_2$. First, we consider the case of $\eta \in E_1$. Since $L(\text{NT}_{ji}, f_\theta(\mathbf{X}_{ji}))$ is λ -strongly convex, $\sum_{ji} L(\text{NT}_{ji}, f_\theta(\mathbf{X}_{ji}))$ is $(J\lambda)$ -strongly convex. Therefore,

we have

$$\begin{aligned}
\Phi_1(\theta) &= \frac{1}{J^2} \left\| \frac{\partial}{\partial \theta} L(\text{NT}_{ji}, f_\theta(\mathbf{X}_{ji})) - \frac{\partial}{\partial \theta} L(\text{NT}_{ji}, f_{\theta^*}(\mathbf{X}_{ji})) \right\|^2 \\
&\geq \lambda^2 \|\theta - \theta^*\|^2 \\
&\geq \lambda^2 \frac{\epsilon^2}{100(K \log J + 1)^2} \\
&= M'(J, \epsilon) \{1 + o(1)\}
\end{aligned} \tag{79}$$

The first equality is from $\partial L(\theta^*)/\partial \theta = 0$. The first inequality is from the property of a strongly convex function; if f is λ -strongly convex, $\|\nabla f(\mathbf{x}) - \nabla f(\mathbf{y})\| \geq \lambda \|\mathbf{x} - \mathbf{y}\|$ for all \mathbf{x}, \mathbf{y} . The second inequality is from $\eta \in E_1$. Thus, as in the last line, we have the asymptotic result in the last line with $M'(J, \epsilon) = O(J^{-2r}(\log J)^{-2})$.

Next we consider the case of $\eta \in E_2$. From (52) in the proof of (GC4), we establish a bound for $f_\theta(\mathbf{X}_{ji}) - f_{\theta^*}(\mathbf{X}_{ji})$ as follows

$$|f_\theta(\mathbf{X}_{ji}) - f_{\theta^*}(\mathbf{X}_{ji})| \leq K \log J \|\theta - \theta^*\| \tag{80}$$

Since (73) and (80) have the same bound for $|f_\theta(\mathbf{X}_{ji}) - f_{\theta^*}(\mathbf{X}_{ji})|$ in both estimating equations, we can obtain a lower bound of $\Phi_2(\theta, q)$ for $\eta \in E_2$ in a similar manner to the proof under (EE1).

$$\begin{aligned}
\Phi_2(\theta, q) &= \frac{1}{J^2} \left[\sum_{j=1}^J \sum_{i=1}^{n_j} \left\{ \text{NT}_{ji} - \mathcal{I}_{c,h}(f_\theta(\mathbf{X}_{ji}) + e_{ji} - q) \right\} \right]^2 \geq \{1 + o(1)\} \min \left[C_+(\epsilon)^2, C_-(\epsilon)^2 \right]
\end{aligned} \tag{81}$$

Combining (79) and (81), we obtain the lower bound of $\Phi(\eta)$ for all $\eta \in E_1 \cup E_2$ with probability tending to 1.

$$\begin{aligned}
\Phi(\eta) &= \Phi_1(\theta) + \Phi_2(\theta, q) \\
&= \mathbb{1}\{\eta \in E_1\} \left\{ \Phi_1(\theta) + \Phi_2(\theta, q) \right\} + \mathbb{1}\{\eta \in E_2\} \left\{ \Phi_1(\theta) + \Phi_2(\theta, q) \right\} \\
&\geq \mathbb{1}\{\eta \in E_1\} \Phi_1(\theta) + \mathbb{1}\{\eta \in E_2\} \Phi_2(\theta, q) \\
&\geq \{1 + o(1)\} \min \left[M'(J, \epsilon), C_+(\epsilon)^2, C_-(\epsilon)^2 \right]
\end{aligned}$$

Note that $M'(J, \epsilon) \times J^{2r}(\log J)^2$ converges to a finite constant while $C_+(\epsilon)^2 \times J^{2r}(\log J)^2$ and $C_-(\epsilon)^2 \times J^{2r}(\log J)^2$ diverges. This concludes (GC6) under (EE2) with $v_3 = 1$.

C.4.7 Proof of (GC7)

We prove condition (GC7). If $\eta \in \mathcal{E}^\circ \setminus \mathcal{E}'$, η satisfies either $\theta \in \mathcal{E}_\theta^\circ \setminus \mathcal{E}'_\theta$ (i.e., $\tilde{f}_{\theta^*}(\mathbf{X}_{ji})$ is not constant across ji) or $\tilde{f}_\theta(\mathbf{X}_{ji}) \neq q$ while $\tilde{f}_\theta(\mathbf{X}_{ji})$ is constant across ji . First, we consider the case of $\theta \in \mathcal{E}_\theta^\circ \setminus \mathcal{E}'_\theta$. Since q is chosen as an interior points of \mathcal{E}_q° , we have $[q - |d_J|, q + |d_J|] \subset \mathcal{E}_q$ for sufficiently large J . Therefore, the quantity in condition (GC7) is

$$\frac{1}{J} \sum_{j=1}^J \sum_{i=1}^{n_j} \mathbb{1}\{|\tilde{f}_\theta(\mathbf{X}_{ji}) - q| < |d_J|\} \leq \frac{N}{J} \left\{ G_J(q + |d_J|; \theta) - G_J(q - |d_J|; \theta) \right\} \leq \frac{N}{J} 2\mu_J(\theta)|d_J| = O(|d_J|)$$

The first inequality is from $N^{-1} \sum_j \sum_i \mathbb{1}\{\tilde{f}_\theta(\mathbf{X}_{ji}) - q < t\} \leq N^{-1} \sum_j \sum_i \mathbb{1}\{\tilde{f}_\theta(\mathbf{X}_{ji}) - q \leq t\} = G_J(q + t; \theta)$. The second inequality is from condition (iv)-(a) of Assumption 4.1. The last asymptotic representation is from $N/J = O(1)$ and $\mu_J(\theta) = O(1)$.

Second, we consider the case of $\tilde{f}_\theta(\mathbf{X}_{ji}) \neq q$ while $\tilde{f}_\theta(\mathbf{X}_{ji})$ is constant across ji as $\tilde{f}_\theta(\mathbf{X}_{ji}) \equiv f \in \mathbb{R}$. Then, we find the quantity in condition (GC7) is

$$\frac{1}{J} \sum_{j=1}^J \sum_{i=1}^{n_j} \mathbb{1}\{|\tilde{f}_\theta(\mathbf{X}_{ji}) - q| < |d_J|\} = \frac{1}{J} \sum_{j=1}^J \sum_{i=1}^{n_j} \mathbb{1}\{|f - q| < |d_J|\} \leq M \mathbb{1}\{|f - q| < |d_J|\} = O(|d_J|)$$

This concludes condition (GC7).

C.4.8 Proof of (GC8)

We only show the first result of (GC8); the second result can be proven in similar manner. Let $[q_L, q_U]$ be a neighborhood of q^* in condition (iv)-(b) of Assumption 4.1. For sufficiently large J ,

we obtain $[q^* + e_J, q^* + e'_J] \subset \mathcal{E}_q^\circ$. Therefore, we obtain

$$\begin{aligned}
\frac{1}{J} \sum_{j=1}^J \sum_{i=1}^{n_j} \mathbb{1}\{e_J \leq \tilde{f}_{\theta^*}(\mathbf{X}_{ji}) - q^* \leq e'_J\} &= \frac{N}{J} \left\{ G_J(e'_J + q^*; \theta^*) - G_J(e_J + q^*; \theta^*) + O(J^{-1}) \right\} \\
&\leq \frac{N}{J} \mu_J(\theta^*) |e'_J - e_J| + O(J^{-1}) \\
&= O(|e'_J - e_J|) + O(J^{-1}) \\
&= O(J^{-r})
\end{aligned}$$

The first equality is from $N^{-1} \sum_j \sum_i \mathbb{1}\{\tilde{f}_{\theta^*}(\mathbf{X}_{ji}) - q^* < t\} = N^{-1} \sum_j \sum_i \mathbb{1}\{\tilde{f}_{\theta^*}(\mathbf{X}_{ji}) - q^* \leq t\} + O(J^{-1}) = G_J(t + q^*; \theta^*) + O(J^{-1})$. The second inequality is from condition (iv)-(a) of Assumption 4.1. The last asymptotic representation is from $N/J = O(1)$ and $\mu_J(\theta^*) = O(1)$.

For sufficiently large J , we obtain $[q^* + e_J, q^* + e'_J] \subset [q_L, q_U]$ where $[q_L, q_U]$ is the neighborhood of q^* satisfying condition (iv)-(b) of Assumption 4.1. Thus, we find that

$$\begin{aligned}
\frac{1}{J} \sum_{j=1}^J \sum_{i=1}^{n_j} \mathbb{1}\{e_J \leq \tilde{f}_{\theta^*}(\mathbf{X}_{ji}) - q^* \leq e'_J\} &= \frac{N}{J} \left\{ G_J(e'_J + q^*; \theta^*) - G_J(e_J + q^*; \theta) + O(J^{-1}) \right\} \\
&\geq \frac{N}{J} \kappa_J |e'_J - e_J| + O(J^{-1}) \\
&= \frac{N}{J} \{\kappa + o(1)\} |e'_J - e_J| + O(J^{-1}) \\
&\geq \kappa' J^{-r}
\end{aligned}$$

The first and second lines are obtained by the similar steps above. The third line is from condition (iv)-(b) of Assumption 4.1. The last line holds for some $\kappa' > 0$ when J is sufficiently large. This concludes condition (GC8). □

References

- Aiello, A. E., V. Perez, R. M. Coulborn, B. M. Davis, M. Uddin, and A. S. Monto (2012). Face-masks, hand hygiene, and influenza among young adults: A randomized intervention trial. *PLOS ONE* 7(1), 1–8.
- Alva, J. A. V. and E. G. Estrada (2009). A generalization of shapiro-wilk’s test for multivariate normality. *Communications in Statistics-Theory and Methods* 38(11), 1870–1883.
- Angrist, J. D., G. W. Imbens, and D. B. Rubin (1996). Identification of causal effects using instrumental variables. *Journal of the American Statistical Association* 91(434), 444–455.
- Aronow, P. M. and C. Samii (2017). Estimating average causal effects under general interference, with application to a social network experiment. *The Annals of Applied Statistics* 11(4), 1912–1947.
- Athey, S., D. Eckles, and G. W. Imbens (2018). Exact p-values for network interference. *Journal of the American Statistical Association* 113(521), 230–240.
- Athey, S. and G. Imbens (2016). Recursive partitioning for heterogeneous causal effects. *Proceedings of the National Academy of Sciences* 113(27), 7353–7360.
- Athey, S., J. Tibshirani, and S. Wager (2019). Generalized random forests. *The Annals of Statistics* 47(2), 1148–1178.
- Balke, A. and J. Pearl (1997). Bounds on treatment effects from studies with imperfect compliance. *Journal of the American Statistical Association* 92(439), 1171–1176.
- Bargagli-Stoffi, F. J., C. Tortú, and L. Forastiere (2020). Heterogeneous treatment and spillover effects under clustered network interference. *Preprint arXiv:2008.00707*. IMT School for Advanced Studies Lucca.
- Barkley, B. G., M. G. Hudgens, J. D. Clemens, M. Ali, and M. E. Emch (2017). Causal Inference from Observational Studies with Clustered Interference. *Preprint arXiv:1711.04834*. Department of Biostatistics, University of North Carolina-Chapel Hill.

- Bartlett, M. S. (1957). Measles periodicity and community size. *Journal of the Royal Statistical Society. Series A (General)* 120(1), 48–70.
- Basse, G. and A. Feller (2018). Analyzing two-stage experiments in the presence of interference. *Journal of the American Statistical Association* 113(521), 41–55.
- Canini, L., L. Andréoletti, P. Ferrari, R. D’Angelo, T. Blanchon, M. Lemaitre, L. Filleul, J.-P. Ferry, M. Desmaizieres, S. Smadja, A.-J. Valleron, and F. Carrat (2010). Surgical mask to prevent influenza transmission in households: A cluster randomized trial. *PLOS ONE* 5(11), 1–6.
- Cheng, J. and D. S. Small (2006). Bounds on causal effects in three-arm trials with non-compliance. *Journal of the Royal Statistical Society: Series B (Statistical Methodology)* 68(5), 815–836.
- Chernozhukov, V., D. Chetverikov, M. Demirer, E. Duflo, C. Hansen, W. Newey, and J. Robins (2018). Double/debiased machine learning for treatment and structural parameters. *The Econometrics Journal* 21(1), C1–C68.
- Chernozhukov, V., S. Lee, and A. M. Rosen (2013). Intersection bounds: Estimation and inference. *Econometrica* 81(2), 667–737.
- Choi, D. (2017). Estimation of monotone treatment effects in network experiments. *Journal of the American Statistical Association* 112(519), 1147–1155.
- Cochran, W. G. (1977). *Sampling Techniques* (3 ed.). New York: Wiley.
- Cowling, B. J., K.-H. Chan, V. J. Fang, C. K. Cheng, R. O. Fung, W. Wai, J. Sin, W. H. Seto, R. Yung, D. W. Chu, B. C. Chiu, P. W. Lee, M. C. Chiu, H. C. Lee, T. M. Uyeki, P. M. Houck, J. S. M. Peiris, and G. M. Leung (2009). Facemasks and hand hygiene to prevent influenza transmission in households: A cluster randomized trial. *Annals of Internal Medicine* 151(7), 437–446.
- Cox, D. R. (1958). *Planning of Experiments*. New York: Wiley.
- Dantzig, G. B. (1966). *Linear Programming and Extensions*, Volume 48. Princeton university press.

- Devoto, F., E. Duflo, P. Dupas, W. Parienté, and V. Pons (2012). Happiness on tap: Piped water adoption in urban Morocco. *American Economic Journal: Economic Policy* 4(4), 68–99.
- Ding, P., A. Feller, and L. Miratrix (2019). Decomposing treatment effect variation. *Journal of the American Statistical Association* 114(525), 304–317.
- Djebbari, H. and J. Smith (2008). Heterogeneous impacts in progress. *Journal of Econometrics* 145(1), 64 – 80.
- Dorie, V., J. Hill, U. Shalit, M. Scott, and D. Cervone (2019). Automated versus do-it-yourself methods for causal inference: Lessons learned from a data analysis competition. *Statistical Science* 34(1), 43–68.
- Duflo, E., P. Dupas, and M. Kremer (2015). Education, HIV, and early fertility: Experimental evidence from Kenya. *American Economic Review* 105(9), 2757–97.
- Eckles, D., B. Karrer, and J. Ugander (2017). Design and analysis of experiments in networks: Reducing bias from interference. *Journal of Causal Inference* 5(1).
- Efron, B. (1979). Bootstrap methods: Another look at the jackknife. *Annals of Statistics* 7(1), 1–26.
- Embrechts, P., C. Klüppelberg, and T. Mikosch (1997). *Modelling Extremal Events: For Insurance and Finance*. New York: Springer.
- Fogarty, C. B. (2018a). On mitigating the analytical limitations of finely stratified experiments. *Journal of the Royal Statistical Society: Series B (Statistical Methodology)* 80(5), 1035–1056.
- Fogarty, C. B. (2018b). Regression-assisted inference for the average treatment effect in paired experiments. *Biometrika* 105(4), 994–1000.
- Forastiere, L., E. M. Airolidi, and F. Mealli (2020). Identification and estimation of treatment and interference effects in observational studies on networks. *Journal of the American Statistical Association* (just-accepted), 1–49.

- Forastiere, L., F. Mealli, and T. J. VanderWeele (2016). Identification and estimation of causal mechanisms in clustered encouragement designs: Disentangling bed nets using bayesian principal stratification. *Journal of the American Statistical Association* 111(514), 510–525.
- Frangakis, C. E., D. B. Rubin, and X. Zhou (2002). Clustered Encouragement Designs with Individual Noncompliance: Bayesian Inference with Randomization, and Application to Advance Directive Forms. *Biostatistics* 3(2), 147–164.
- Fuller, W. A. (2009). *Sampling Statistics*. Hoboken: John Wiley & Sons.
- Goodfellow, I., Y. Bengio, and A. Courville (2016). *Deep Learning*. Cambridge: MIT Press.
- Gourieroux, C. and A. Monfort (1995). *Statistics and Econometric Models*, Volume 1. Cambridge University Press.
- Hájek, J. (1960). Limiting distributions in simple random sampling from a finite population. *Publications of the Mathematical Institute of the Hungarian Academy of Sciences* 5, 361–374.
- Heckman, J. J., J. Smith, and N. Clements (1997). Making the most out of programme evaluations and social experiments: Accounting for heterogeneity in programme impacts. *The Review of Economic Studies* 64(4), 487–535.
- Hirano, K. and J. R. Porter (2012). Impossibility results for nondifferentiable functionals. *Econometrica* 80(4), 1769–1790.
- Hong, G. and S. W. Raudenbush (2006). Evaluating kindergarten retention policy. *Journal of the American Statistical Association* 101(475), 901–910.
- Hudgens, M. G. and M. E. Halloran (2008). Toward causal inference with interference. *Journal of the American Statistical Association* 103(482), 832–842.
- Imai, K., Z. Jiang, and A. Malani (2020). Causal inference with interference and noncompliance in two-stage randomized experiments. *Journal of the American Statistical Association* (just-accepted), 1–13.

- Imai, K., G. King, and C. Nall (2009). The essential role of pair matching in cluster-randomized experiments, with application to the mexican universal health insurance evaluation. *Statistical Science* 24(1), 29–53.
- Imbens, G. W. and C. F. Manski (2004). Confidence intervals for partially identified parameters. *Econometrica* 72(6), 1845–1857.
- Jo, B., T. Asparouhov, and B. O. Muthén (2008). Intention-to-treat analysis in cluster randomized trials with noncompliance. *Statistics in Medicine* 27(27), 5565–5577.
- Kang, H. and G. Imbens (2016). Peer encouragement designs in causal inference with partial interference and identification of local average network effects. *Preprint arXiv:1609.04464*. Stanford Graduate School of Business, Stanford University.
- Kang, H. and L. Keele (2018). Estimation methods for cluster randomized trials with noncompliance: A study of a biometric smartcard payment system in india. *Preprint arXiv:1805.03744*. Department of Statistics, University of Wisconsin-Madison.
- Kang, H. and L. Keele (2018). Spillover Effects in Cluster Randomized Trials with Noncompliance. *Preprint arXiv:1808.06418*. Department of Statistics, University of Wisconsin-Madison.
- Keeling, M. J. and P. Rohani (2011). *Modeling Infectious Diseases in Humans and Animals*. Princeton: Princeton University Press.
- Kennedy, E. H., S. Balakrishnan, and M. G’Sell (2020). Sharp instruments for classifying compliers and generalizing causal effects. *Annals of Statistics* 48(4), 2008–2030.
- Kilpatrick, K. W., M. G. Hudgens, and M. E. Halloran (2020). Estimands and inference in cluster-randomized vaccine trials. *Pharmaceutical Statistics* 19(5), 710–719.
- Klein, R. W. and R. H. Spady (1993). An efficient semiparametric estimator for binary response models. *Econometrica* 61(2), 387–421.
- Lehmann, E. L. (1999). *Elements of Large-Sample Theory*. New York: Springer.
- Li, X. and P. Ding (2017). General forms of finite population central limit theorems with applications to causal inference. *Journal of the American Statistical Association* 112(520), 1759–1769.

- Liu, L. and M. G. Hudgens (2014). Large sample randomization inference of causal effects in the presence of interference. *Journal of the American Statistical Association* 109(505), 288–301.
- Liu, L., M. G. Hudgens, and S. Becker-Dreps (2016). On inverse probability-weighted estimators in the presence of interference. *Biometrika* 103(4), 829–842.
- Liu, L., M. G. Hudgens, B. Saul, J. D. Clemens, M. Ali, and M. E. Emch (2019). Doubly robust estimation in observational studies with partial interference. *Stat* 8(1), e214.
- MacIntyre, C. R., Q. Wang, S. Cauchemez, H. Seale, D. E. Dwyer, P. Yang, W. Shi, Z. Gao, X. Pang, Y. Zhang, X. Wang, W. Duan, B. Rahman, and N. Ferguson (2011). A cluster randomized clinical trial comparing fit-tested and non-fit-tested N95 respirators to medical masks to prevent respiratory virus infection in health care workers. *Influenza and Other Respiratory Viruses* 5(3), 170–179.
- MacIntyre, C. R., Y. Zhang, A. A. Chughtai, H. Seale, D. Zhang, Y. Chu, H. Zhang, B. Rahman, and Q. Wang (2016). Cluster randomised controlled trial to examine medical mask use as source control for people with respiratory illness. *BMJ Open* 6(12).
- Mardia, K. V. (1970). Measures of multivariate skewness and kurtosis with applications. *Biometrika* 57(3), 519–530.
- Middleton, J. A. and P. M. Aronow (2015). Unbiased estimation of the average treatment effect in cluster-randomized experiments. *Statistics, Politics and Policy* 6(1-2), 39–75.
- Miguel, E. and M. Kremer (2004). Worms: Identifying impacts on education and health in the presence of treatment externalities. *Econometrica* 72(1), 159–217.
- Neyman, J. (1923). On the application of probability theory to agricultural experiments: Essay on principles. section 9. *Statistical Science* 5(4), 465–472. Section 9 (translated in 1990).
- Ogburn, E. L., O. Sofrygin, I. Diaz, and M. J. van der Laan (2017). Causal inference for social network data. *Preprint arXiv:1705.08527*. Department of Biostatistics, Johns Hopkins Bloomberg School of Public Health.

- Pearl, J. (1995). On the testability of causal models with latent and instrumental variables. In *Proceedings of the 11th Conference on Uncertainty in Artificial Intelligence*, San Francisco, pp. 435–443. Morgan Kaufmann.
- Perez-Heydrich, C., M. G. Hudgens, M. E. Halloran, J. D. Clemens, M. Ali, and M. E. Emch (2014). Assessing effects of cholera vaccination in the presence of interference. *Biometrics* 70(3), 731–741.
- Politis, D. N. and J. P. Romano (1994). Large sample confidence regions based on subsamples under minimal assumptions. *Annals of Statistics* 22(4), 2031–2050.
- Politis, D. N., J. P. Romano, and M. Wolf (1999). *Subsampling*. New York: Springer.
- Ramsahai, R. R. (2012). Causal bounds and observable constraints for non-deterministic models. *Journal of Machine Learning Research* 13(29), 829–848.
- Richardson, T. S. and J. M. Robins (2014). Ace bounds; sems with equilibrium conditions. *Statistical Science* 29(3), 363–366.
- Romano, J. P. and A. M. Shaikh (2008). Inference for identifiable parameters in partially identified econometric models. *Journal of Statistical Planning and Inference* 138(9), 2786 – 2807.
- Romano, J. P. and A. M. Shaikh (2010). Inference for the identified set in partially identified econometric models. *Econometrica* 78(1), 169–211.
- Rosenbaum, P. R. (2007). Interference between units in randomized experiments. *Journal of the American Statistical Association* 102(477), 191–200.
- Rubin, D. B. (1974). Estimating causal effects of treatments in randomized and nonrandomized studies. *Journal of educational Psychology* 66(5), 688.
- Rubin, D. B. (1986). Which ifs have causal answers? (comment on “Statistics and causal inference” by P. W. Holland). *Journal of the American Statistical Association* 81(396), 961–962.
- Sävje, F., P. M. Aronow, and M. G. Hudgens (2017). Average treatment effects in the presence of unknown interference. *Preprint arXiv:1711.06399*. Departments of Political Science and Statistics & Data Science, Yale University.

- Sietsma, J. and R. J. Dow (1991). Creating artificial neural networks that generalize. *Neural Networks* 4(1), 67 – 79.
- Small, D. S., T. R. T. Have, and P. R. Rosenbaum (2008). Randomization inference in a group-randomized trial of treatments for depression. *Journal of the American Statistical Association* 103(481), 271–279.
- Sobel, M. E. (2006). What do randomized studies of housing mobility demonstrate? *Journal of the American Statistical Association* 101(476), 1398–1407.
- Stebbins, S., D. A. Cummings, J. H. Stark, C. Vukotich, K. Mitruka, W. Thompson, C. Rinaldo, L. Roth, M. Wagner, S. R. Wisniewski, et al. (2011). Reduction in the incidence of influenza a but not influenza b associated with use of hand sanitizer and cough hygiene in schools: a randomized controlled trial. *The Pediatric Infectious Disease Journal* 30(11), 921.
- Steinwart, I. and A. Christmann (2008). *Support Vector Machines*. New York: Springer-Verlag.
- Swanson, S. A., M. A. Hernán, M. Miller, J. M. Robins, and T. S. Richardson (2018). Partial identification of the average treatment effect using instrumental variables: Review of methods for binary instruments, treatments, and outcomes. *Journal of the American Statistical Association* 113(522), 933–947.
- Tchetgen Tchetgen, E. J. and T. J. VanderWeele (2012). On causal inference in the presence of interference. *Statistical Methods in Medical Research* 21(1), 55–75.
- van der Laan, M. J. (2014). Causal inference for a population of causally connected units. *Journal of Causal Inference J. Causal Infer.* 2(1), 13–74.
- Waner, S. and S. Costenoble (2013). *Finite Mathematics* (7 ed.). Boston: Cengage Learning.
- Zhang, B., S. Heng, E. J. MacKay, and T. Ye (2020). Bridging preference-based instrumental variable studies and cluster-randomized encouragement experiments: study design, noncompliance, and average cluster effect ratio. *Preprint arXiv:2007.06772*. Department of Statistics, University of Pennsylvania.