

Approximating Excited States using Neural Networks

Yimeng Min*

Computer Science Department, Cornell University

We propose a new neural network method to solve the eigenstate problem in quantum mechanics. We build a neural network representation and combine it with variational Monte Carlo. Our method can approximate both the ground states and excited states, while the previous variational based methods only approximated the ground states. The successful approximation of excited states is realized by adding orthogonal constraints to energy expectation. We discuss both one-dimensional and two-dimensional conditions, and the results are in good agreement with theoretical values.

I. INTRODUCTION

Recently, machine learning have achieved unprecedented performance in image classification[1], machine translation[2], decoding complex audio signals[3] and generative models[4]. Besides the computer science field, machine learning also powered many other fields like molecular property prediction[5] and material discovery[6].

The neural networks method, which is inspired by a simplification of neurons in a brain, is one of the most important methods in pattern recognition and machine learning[7]. The great success of neural networks can be attributed to its capability of approximating generic non-linear continuous functions, which make neural networks universal approximators for a range of problems.

Recently, researchers find that the neural networks method can be used to tackle a range of physics problems. For example, [8] builds an electronic structure ML model that directly predicts the ground-state wavefunction(s) in a local basis of atomic orbitals. A more general idea is using neural networks to represent the wavefunctions under any Hamiltonian[9][10]. With a computational break on model parallelism and graphics processing units (GPU) accelerated training, significant progress has been made in recent years, and a number of successful applications demonstrate the capabilities of neural networks as wavefunction approximators. For example, [11] shows that neural networks can efficiently represent most physical states, including the ground state(s) of many-body Hamiltonians and states generated by quantum dynamics, [12] builds a representation of the relevant quantum many-body states based on neural networks, by combining this efficient representation with the variational method, the authors are capable of finding the ground state(s) of the system.

Although neural networks achieve great success on approximating the ground state wavefunction(s)[8][11][12], for further investigating the properties of the system, excited states are also required.

In this work, we combine a neural network with a variational Monte Carlo ansatz to predict both ground state(s)

and excited states. The goal of the neural network is to approximate the real part of wavefunctions $|\psi\rangle$. In our work, the excited states of the system can be efficiently approximated by adding orthogonal constraints to all previous converged states. Furthermore, the neural network representation can be efficiently optimized on GPU, thus enabling us to make accurate predictions of the excited states.

II. VARIATIONAL MONTE CARLO AND NEURAL NETWORKS

In this section, we will review the basic concepts of variational Monte Carlo. We will also introduce the neural networks method, including the basic structure and how to optimize the parameters in neural networks.

A. Variational Monte Carlo

Variational Monte Carlo method (VMC) has been widely used to optimize the ground state(s) of a quantum system [13][12][14]. The energy expectation of a quantum system with Hamiltonian \hat{H} can be written as:

$$E(\Theta) = \frac{\langle \psi(\Theta) | \hat{H} | \psi(\Theta) \rangle}{\langle \psi(\Theta) | \psi(\Theta) \rangle} \quad (1)$$

The goal of VMC is to find a set of parameter Θ which minimizes E and $|\psi(\Theta)\rangle$ can be regarded as an approximation of the ground state(s). Varieties of methods are proposed for finding an good approximation(s) for the ground state(s). For example, [15] uses a linear method to update the parameter set Θ and [16] uses stochastic reconfiguration method. Another factor that affects the final accuracy of the $|\psi(\Theta)\rangle$ is the trial wavefunctions, which requires physics prior informed initial configuration.

B. Neural Networks

The overall structure of the network consists two parts: how many units it should have and how these units should be connected to each other. Most neural networks are organized into different groups of units called

* Also at Mila - Quebec AI Institute; ym499@cornell.edu

layers. These layers are arranged in a chain structure. Input patterns are passed to the chain structure with each layer being a function of the layer that preceded it [17]. The layer propagation is given by:

$$\mathbf{h}^{l+1} = \sigma(\Theta \mathbf{h}^l + \mathbf{b}) \quad (2)$$

where $\mathbf{h}^{l+1} \in \mathbb{R}^b$ is the next layer output, $\mathbf{h}^l \in \mathbb{R}^a$ is the input layer, $\Theta \in \mathbb{R}^{(b,a)}$ is the weight matrix to be optimized, σ is the activation function and \mathbf{b} is the bias. The network structure is shown in Figure. 1.

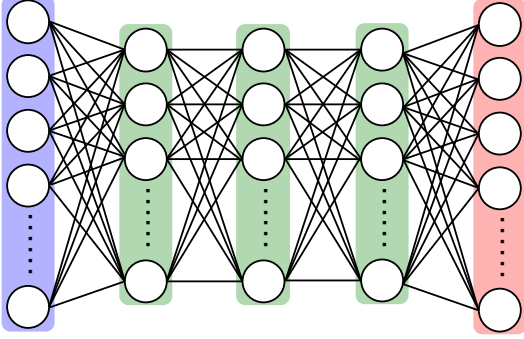


FIG. 1. Illustration of neural networks structure: neural networks are organized with layers. The circles denote the neuron the the lines between neurons denote the weight.

As mentioned before, neural networks are capable of approximating generic nonlinear continuous functions. This nonlinearity rises from the activation function σ , which is typically used on top of the linear transformation $\Theta \mathbf{h}^l + \mathbf{b}$. Common activation functions include Rectified Linear Units (ReLU), Logistic Sigmoid (sigmoid) and Hyperbolic Tangent (tanh). Neural networks are usually optimized using back-propagation algorithm[18].

C. Combining neural networks and Variational Monte Carlo

Recently, [12] shows that VMC based neural networks can be used to efficiently capture the complexity of entangled many-body systems, where the ground states of the system are efficiently represented by neural networks. [19] develops a variational method to obtain many-body ground states of the Bose-Hubbard model using neural networks. [20] uses an RBF network to represent the ground state of 1D quantum-mechanical system, by combining with VMC, the simulated ground state is in good agreements with theoretical values. These above methods share similar pipelines: The wavefunction $|\psi\rangle$ is first built in terms of a neural network specified by a set of parameters Θ . The converged energy expectation gives an accurate estimation of the ground state energy by minimizing the energy expectation in Eq. 1. The trained neural network represents the ground state of the systems. Comparing to traditional method, the

choice of wavefunction is represented by these internal initialization parameters Θ and does not requires physics prior knowledge, which largely simplifies the procedure. However, this hybrid method is limited in simulating the ground state(s) of the systems, which correspond to the lowest energy level in the density of state. For further describing the properties of a quantum system, the excited states should also be simulated. In this work, the ground state(s) computed by VMC and a neural network are the input, by using the orthogonality between different states, the neural network is further trained to predict the excited states.

III. CALCULATE THE EXCITED STATES

For a system with Hamiltonian \hat{H} , our goal is to calculate the ground state(s) $|\psi_0\rangle$ and it's excited states $|\psi_1\rangle, |\psi_2\rangle \dots |\psi_{N-1}\rangle$, where N is the dimension of the Hamiltonian. Our wavefuncitons are built based on neural networks. For obtaining the ground state(s), we minimize the expectation energy E as previous VMC methods. For ground state(s), we minimize the energy expectation:

$$E_0(\Theta) = \frac{\langle \psi(\Theta) | \hat{H} | \psi(\Theta) \rangle}{\langle \psi(\Theta) | \psi(\Theta) \rangle} \quad (3)$$

we save the first ground state as $|\tilde{\psi}_0\rangle$. For getting the 1_{st} excited state¹, we use the previous normalized converged ground state $|\tilde{\psi}_0\rangle$ as a prior and minimize the following:

$$E_1(\Theta) = \frac{\langle \psi(\Theta) | \hat{H} | \psi(\Theta) \rangle}{\langle \psi(\Theta) | \psi(\Theta) \rangle} + \lambda \frac{\langle \tilde{\psi}_0 | \psi(\Theta) \rangle}{\sqrt{\langle \psi(\Theta) | \psi(\Theta) \rangle}} \quad (4)$$

We add an orthogonal penalty term $\lambda \frac{\langle \tilde{\psi}_0 | \psi(\Theta) \rangle}{\sqrt{\langle \psi(\Theta) | \psi(\Theta) \rangle}}$ to the energy expectation value. The total loss consists of two parts, the Hamiltonian \hat{H} and the orthogonal penalty. λ is the hyper-parameter that controls the magnitude of the orthogonal penalty. Our training aims at minimizing the energy and also letting the state $|\psi(\Theta)\rangle$ orthogonal to previous converged ground state $|\tilde{\psi}_0\rangle$.

For the 2_{nd} excited state, we want $|\psi(\Theta)\rangle$ orthogonal to previous converged ground state $|\tilde{\psi}_0\rangle$ and 1_{st} excited state $|\tilde{\psi}_1\rangle$, thus we minimize the following:

$$E_2(\Theta) = \frac{\langle \psi(\Theta) | \hat{H} | \psi(\Theta) \rangle}{\langle \psi(\Theta) | \psi(\Theta) \rangle} + \lambda \left\{ \frac{\langle \tilde{\psi}_0 | \psi(\Theta) \rangle}{\sqrt{\langle \psi(\Theta) | \psi(\Theta) \rangle}} + \frac{\langle \tilde{\psi}_1 | \psi(\Theta) \rangle}{\sqrt{\langle \psi(\Theta) | \psi(\Theta) \rangle}} \right\} \quad (5)$$

¹ If the energy of 1_{st} excited is equal to the ground state energy, then the ground state energy is degenerated. In this condition, the 1_{st} excited state should also be the ground state. For simplicity of notation, we assume the systems discussed in the following are not degenerated at ground energy level.

For the n_{th} excited state, we minimize the following:

$$E_n(\Theta) = \frac{\langle \psi(\Theta) | \hat{H} | \psi(\Theta) \rangle}{\langle \psi(\Theta) | \psi(\Theta) \rangle} + \lambda \sum_{i=1}^{n-1} \left\{ \frac{\langle \tilde{\psi}_i | \psi(\Theta) \rangle}{\sqrt{\langle \psi(\Theta) | \psi(\Theta) \rangle}} \right\} \quad (6)$$

By adding orthogonal penalty into the loss, the neural network will no longer converge to previous states. This iterative training method enables us find different states of the quantum system.

IV. RESULTS

A. One-dimensional quantum harmonic oscillator

The Hamiltonian of two-dimensional quantum harmonic oscillator is:

$$\hat{H} = -\frac{\hbar^2}{2m} \hat{\nabla}^2 + \frac{m^2 \omega^2}{2} \hat{x}^2$$

In our simulation, we take $\hbar = m = \omega = 1$ for convenience. The eigenvalues are $E_n = (\frac{1}{2} + n)\hbar\omega = (\frac{1}{2} + n)$. The algorithm we use is shown in Algorithm. 1. The neural network can be considered as a mapping from \mathbb{R} to \mathbb{R} , the structure is shown in Fig. 3. The network has four hidden layers with 16,8,8,16 hidden units, we use hyperbolic tangent as activation function. We mesh the x axis using N points, the neural network takes the coordinate x_i as input and output the real part of $\psi(x_i)$. We simulate up to 5_{th} excited state, the corresponding energies are shown in Table. I.

Fig. 4, 5 and 6 show the $|\psi|^2$ for ground state and 1_{st} to 5_{th} excited states of one-dimensional harmonic oscillator. Our numerical results agree well with exact results.

TABLE I. Comparison between simulated energy and exact energy for one-dimensional quantum harmonic oscillator.

State	0	1	2	3	4	5
Simulated Energy	0.50	1.50	2.53	3.58	4.65	5.69
Analytical Energy	0.50	1.50	2.50	3.50	4.50	5.50

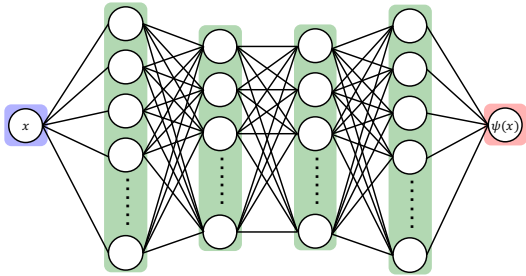


FIG. 3. Neural network structure for solving the one-dimensional situation.

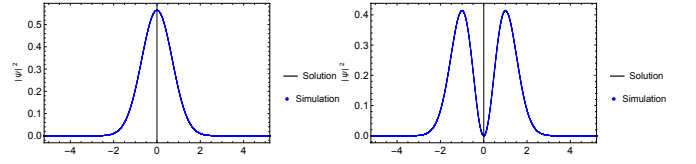


FIG. 4. Simulated eigenstates of one-dimensional harmonic oscillator. Left: ground state; right: 1_{st} excited state.

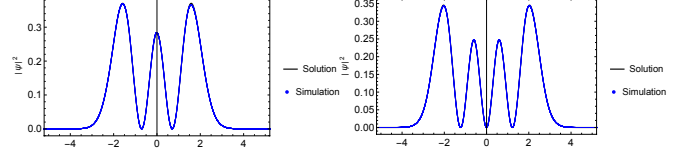


FIG. 5. Simulated eigenstates of one-dimensional harmonic oscillator. Left: 2_{nd} excited state; right: 3_{rd} excited state.

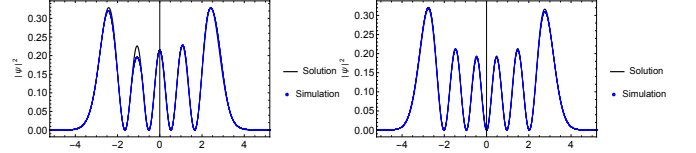


FIG. 6. Simulated eigenstates of one-dimensional harmonic oscillator. Left: 4_{th} excited state; right: 5_{th} excited state.

B. Two-dimensional quantum harmonic oscillator

The Hamiltonian of two-dimensional quantum harmonic oscillator is:

$$\hat{H} = -\frac{1}{2} \hat{\nabla}^2 + \frac{1}{2} (\hat{x}^2 + \hat{y}^2)$$

Similar to one-dimensional condition. We first mesh the xy plane using $N \times N$ points, then the neural network takes the discrete coordinate (x_i, y_j) as the input and the output is real part of $\psi(x_i, y_j)$. For computing the kinetic energy part $-\frac{1}{2} \hat{\nabla}^2$, we use the kronecker sum of discrete kinetic operator, the kronecker sum of general operators is:

$$\hat{A} \oplus \hat{B} = \hat{A} \otimes \hat{I} + \hat{I} \otimes \hat{B}$$

thus the kinetic energy of two-dimensional quantum harmonic oscillator can be represented as:

$$-\frac{1}{2} \hat{\nabla}^2 = -\frac{1}{2} (\hat{I} \otimes \hat{L}_{xx} + \hat{I} \otimes \hat{L}_{yy}) \quad (7)$$

where \hat{L}_{xx} and \hat{L}_{yy} are one-dimensional discrete Laplacians in the x and y direction.

Algorithm 1 Calculate the k_{th} excited states under \hat{H} (1D)

```

1: Input: A neural network function  $f_{\Theta}(x)$ ;  $N$  grid points on  $x$ -axis  $\{x_1 \dots x_N\}$ 
2: Output:  $k_{th}$  excited state  $|\psi_k\rangle = \{f_{\Theta}(x_1) \dots f_{\Theta}(x_N)\}$ 
3: for  $i$  in  $0, 1, \dots, k$  do
4:    $|\psi_i\rangle \leftarrow \frac{|\psi_i\rangle}{\sqrt{\langle \psi_i | \psi_i \rangle}}$ 
5:   minimize  $\langle \psi_i | \hat{H} | \psi_i \rangle + \lambda \sum_{j=0}^{i-1} |\langle \psi_i | \tilde{\psi}_j \rangle|$  w.r.t.  $\Theta$ 
6:   save the converged trained  $|\psi_i\rangle$  as  $|\tilde{\psi}_i\rangle$ 
7: end for
8: return  $|\tilde{\psi}_k\rangle$ 

```

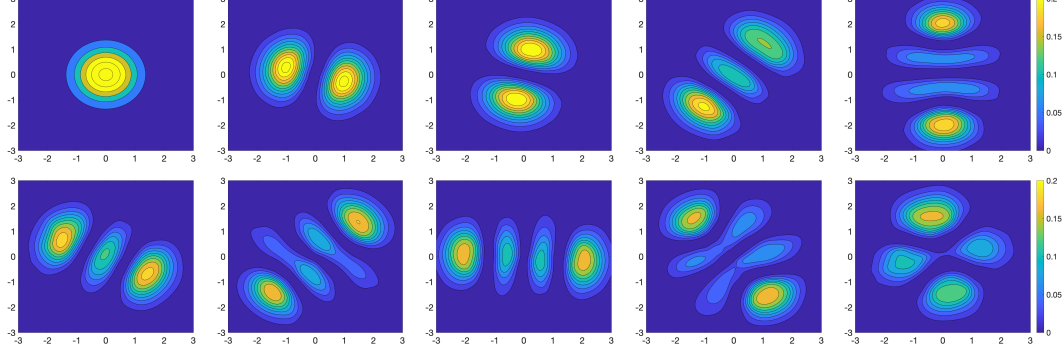


FIG. 2. Simulated eigenstates of two-dimensional harmonic oscillator. Top: ground state to 4_{th} excited state; bottom: 5_{th} to 9_{th} excited state.

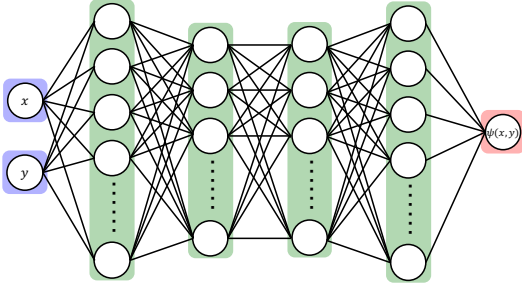


FIG. 7. Neural network structure for solving the two-dimensional situation.

The neural network structure is shown in Fig. 7. We use a six layer neural network, the first layer consists two neurons and takes the (x_i, y_i) as the input, following by 4 layer with 16 neurons each layer. We use hyperbolic tangent as activation function, the final layer is the real part of the wavefunction at (x_i, y_i) . For two-dimensional harmonic oscillator, the energy levels are:

$$E = (n_x + n_y + 1) \quad (8)$$

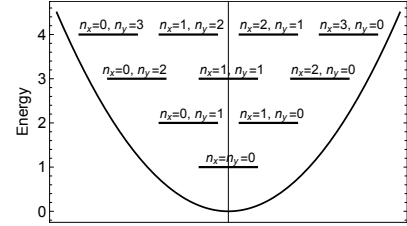


FIG. 8. Energy levels of two-dimensional quantum harmonic oscillator.

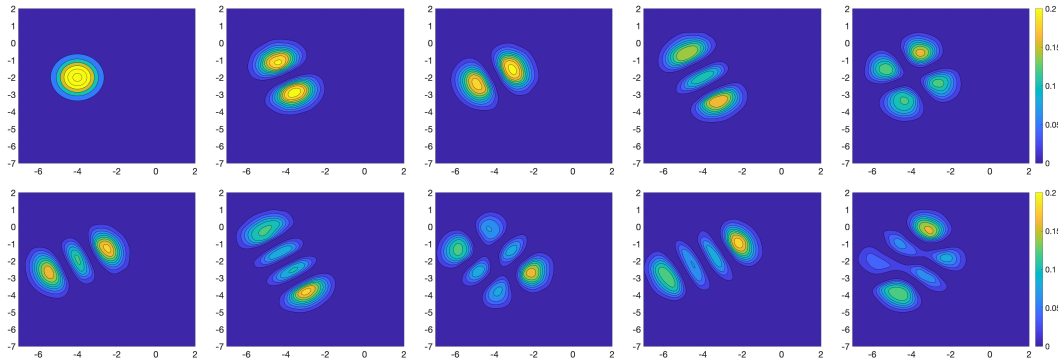
TABLE II. Comparison between simulated energy levels and exact energy levels for two-dimensional quantum harmonic oscillator.

State	0	1	2	3	4
Energy	1.03	2.2	2.01	3.05	4.02
State	5	6	7	8	9
Energy	3.02	4.04	4.03	4.05	3.08

The degeneracy is shown in Fig. 8. For $E = 1$, the ground state has no degeneracy, as energy level becomes higher, the degeneracy also increases. We simulate up to 9_{th} excited state, as shown in Table. II, our simulated energy levels match the theoretical results, but with different order. After our method finds one excited state at $E = 3$, the next training iteration converges to $E = 4$ instead of the remaining excited states at $E = 3$. From 5_{th} to 9_{th} training, we obtain the 3 excited states

TABLE III. Energy levels of two-dimensional quantum harmonic oscillator with external field.

State	0	1	2	3	4	5	6	7	8	9
Simulated Energy	-9.00	-7.98	-7.98	-6.97	-6.92	-6.97	-5.93	-5.92	-5.94	-5.86
Analytical Energy	-9.00	-8.00	-8.00	-7.00	-7.00	-7.00	-6.00	-6.00	-6.00	-6.00

FIG. 9. Simulated eigenstates of two-dimensional harmonic oscillator with external field. Top: ground state to 4_{th} excited state; bottom: 5_{th} to 9_{th} excited state.

at $E = 4$ and another excited state at $E = 3$, then the next iteration converges to the remaining excited state at $E = 3$. We hypothesize that the network is stuck in the local minima of the loss surface during the 5_{th} iteration, so the final solution converges to higher energy level $E = 4$ instead of the remaining excited state at $E = 3$. After we iterate the training process by adding more orthogonal constraints, the loss surface changes and the network is able to find the remaining excited state at $E = 3$. We plot $|\psi|^2$ and the results are shown in Fig. 2.

We also consider a two-dimensional harmonic oscillator in an electric field, where the Hamiltonian is:

$$\hat{H} = -\frac{1}{2}\nabla^2 + \frac{1}{2}(\hat{x}^2 + \hat{y}^2) + E_x\hat{x} + E_y\hat{y}$$

In our simulation, following [20]'s setting, we let $E_x = 4$ and $E_y = 2$. The corresponding energy levels are shown in Table. III and Figure. 9 shows $|\psi|^2$ of different states. We can see that simulated results agree well with analytical ones.

V. CONCLUSION

In this work, we propose a Schrödinger equation solver based on neural network representations. The solver can predict both the ground state(s) and excited states of the system. This is achieved by incorporating additional orthogonal constraints between eigenstates into the expectation energy. We show that our approach achieves very high accuracy in the description of excited states under one-dimensional and two-dimensional conditions. The neural network representations enable us to efficiently minimize the loss and approximate to high excited states, as well as the degeneracy condition. This method can also be generalized to any hermitian matrix.

VI. ACKNOWLEDGEMENT

We acknowledge discussions with B. Rousseau, C. Liu and J. M. Sellier.

-
- [1] A. Krizhevsky, I. Sutskever, and G. E. Hinton, Communications of the ACM **60**, 84 (2017).
 - [2] D. Bahdanau, K. Cho, and Y. Bengio, arXiv preprint arXiv:1409.0473 (2014).
 - [3] G. Hinton, L. Deng, D. Yu, G. E. Dahl, A.-r. Mohamed, N. Jaitly, A. Senior, V. Vanhoucke, P. Nguyen, T. N. Sainath, *et al.*, IEEE Signal processing magazine **29**, 82 (2012).
 - [4] I. Goodfellow, J. Pouget-Abadie, M. Mirza, B. Xu, D. Warde-Farley, S. Ozair, A. Courville, and Y. Bengio, Advances in neural information processing systems **27**, 2672 (2014).
 - [5] J. Gilmer, S. S. Schoenholz, P. F. Riley, O. Vinyals, and G. E. Dahl, arXiv preprint arXiv:1704.01212 (2017).
 - [6] M. Zhong, K. Tran, Y. Min, C. Wang, Z. Wang, C.-T. Dinh, P. De Luna, Z. Yu, A. S. Rasouli, P. Brodersen, *et al.*, Nature **581**, 178 (2020).
 - [7] J. Schmidhuber, Neural networks **61**, 85 (2015).
 - [8] K. Schütt, M. Gastegger, A. Tkatchenko, K.-R. Müller, and R. J. Maurer, Nature communications **10**, 1 (2019).
 - [9] S. Manzhos and T. Carrington, Canadian Journal of Chemistry **87**, 864 (2009).
 - [10] M. Sugawara, Computer Physics Communications **140**, 366 (2001).

- [11] X. Gao and L.-M. Duan, Nature communications **8**, 1 (2017).
- [12] G. Carleo and M. Troyer, Science **355**, 602 (2017).
- [13] W. L. McMillan, Physical Review **138**, A442 (1965).
- [14] B. Rubenstein, in *Variational Methods in Molecular Modeling* (Springer, 2017) pp. 285–313.
- [15] C. Umrigar, J. Toulouse, C. Filippi, S. Sorella, and R. G. Hennig, Physical review letters **98**, 110201 (2007).
- [16] S. Sorella, Physical Review B **71**, 241103 (2005).
- [17] I. Goodfellow, Y. Bengio, A. Courville, and Y. Bengio, *Deep learning*, Vol. 1 (MIT press Cambridge, 2016).
- [18] D. E. Rumelhart, G. E. Hinton, and R. J. Williams, nature **323**, 533 (1986).
- [19] H. Saito, Journal of the Physical Society of Japan **86**, 093001 (2017).
- [20] P. Teng, Physical Review E **98**, 033305 (2018).
- [21] M. Tsubaki and T. Mizoguchi, Physical Review Letters **125**, 206401 (2020).